

Best Arm Identification for Stochastic Rising Bandits

Marco Mussi¹ Alessandro Montenegro¹ Francesco Trovò¹ Marcello Restelli¹ Alberto Maria Metelli¹

Abstract

Stochastic Rising Bandits is a setting in which the values of the expected rewards of the available options increase every time they are selected. This framework models a wide range of scenarios in which the available options are learning entities whose performance improves over time. In this paper, we focus on the *Best Arm Identification* (BAI) problem for the stochastic rested rising bandits. In this scenario, we are asked, given a fixed budget of rounds, to provide a recommendation about the best option at the end of the selection process. We propose two algorithms to tackle the above-mentioned setting, namely R -UCBE, which resorts to a UCB-like approach, and R -SR, which employs a successive reject procedure. We show that they provide guarantees on the probability of properly identifying the optimal option at the end of the learning process. Finally, we numerically validate the proposed algorithms in synthetic and realistic environments and compare them with the currently available BAI strategies.

1. Introduction

Multi-Armed Bandits (MAB, Lattimore & Szepesvári, 2020a) are a well-known framework that effectively solves learning problems requiring sequential decisions. In the classical MAB formulation, we assume to have a finite number of options whose selection provides a noisy reward. Given a finite time horizon, the learner chooses a single option, a.k.a. arm, at each round and observes the corresponding reward. In this work, we focus on *Stochastic Rising Bandits* (SRB), a specific instance of the MAB framework in which the expected reward of an arm increases according to the number of times it has been pulled. The task of performing online learning in such a scenario has been recently analyzed from a regret minimization perspective in Metelli et al. (2022). The authors provide no-regret algorithms for the

SRB setting in both the rested and restless cases.

The SRB setting models several real-world scenarios presenting arms improving their performance over time. A classic scenario that can be modeled through this setting (in the rested flavor) is the so-called *Combined Algorithm Selection and Hyperparameter optimization* (CASH, Thornton et al., 2013; Kotthoff et al., 2017; Erickson et al., 2020; Li et al., 2020; Zöller & Huber, 2021), a problem of paramount importance in *Automated Machine Learning* (AutoML, Yao et al., 2018). Every arm in CASH represents an algorithm that performs hyperparameter optimization, whose mean reward increases when pulled. A pull of an arm represents a unit of time/computation in which we improve (on average) the hyperparameter selection for the corresponding algorithm by performing a training step. This problem has been handled in a bandit *Best Arm Identification* (BAI) fashion in the works by Li et al. (2020) and Cella et al. (2021). The former handles the problem by considering rising rested bandits whose arm rewards are deterministic, failing to represent the intrinsic uncertain nature of such processes. Instead, the latter models the problem using bandits with stochastic decreasing losses. However, the major limitation of such a work is the assumption that the expected reward evolves according to a known parametric functional class, whose parameters have to be learned.

Original Contributions In this work, we address the design of algorithms to solve the BAI task in the SRB setting when a *fixed budget* is provided.¹ More specifically, we are interested in algorithms able to recommend the arm providing the largest expected reward *at the end* of the learning process (i.e., when the time budget is over) while having probabilistic guarantees about the optimality of our recommendation. The goal of a learner is to identify, given a time budget, the arm that provides the largest expected performance, recalling that the real process generating the rewards is growing as a function of the pulls and that we observe a noisy realization from it. We propose two algorithms to solve the BAI problem in the SRB setting. The former, namely R -UCBE, is an algorithm relying on the optimism-in-the-face-of-uncertainty approach, and the latter, namely

¹Politecnico di Milano, Milan, Italy. Correspondence to: Marco Mussi <marco.mussi@polimi.it>.

¹From the CASH problem perspective, the budget can be regarded as either time or computation budget. For the sake of the presentation and w.l.o.g., we will consider the time budget only.

R-SR, is a phases-based algorithm, in which, at the end of each phase, we *reject* the worst arm left. Under mild assumptions on the time budget, we provide guarantees on the maximum probability of selecting a suboptimal arm at the end of the time budget. Such a guarantee requires for the R-UCBE setting a hyperparameter that depends on the arm expected gaps w.r.t. the optimal one (similar to existing approaches for standard MABs Audibert et al. (2010)), while R-SR runs without any prior knowledge of the arms distribution, at the cost of requiring possibly more restrictive conditions on the minimum time budget. Finally, we provide experiments on synthetically generated data and a real-world online model selection problem. We compare the developed algorithms with the ones available in the bandit literature to tackle the SRB problem. Furthermore, we perform a sensitivity study of the R-UCBE hyperparameter.

Paper Structure We start in Section 2 by discussing the similarities between our solutions and the relevant related literature. Then, in Section 3, we describe the SRB setting, highlighting the assumptions, and defining the objective of the learning problem. In Section 4, we present the estimators used in the developed algorithms and show their statistical properties. Subsequently, in Section 5 and Section 6, we describe in detail the R-UCBE and R-SR algorithms providing the corresponding theoretical guarantees. In Section 7, we conduct numerical simulations comparing our performance to the bandit baselines. Finally, in Section 8, we draw the conclusions of the work, and we describe some future works. All the proofs are deferred to the supplementary material.

2. Related Works

The SRB setting has been proposed by Heidari et al. (2016) for the first time. Their work, and subsequently the one by Metelli et al. (2022), analyzed the problem from a regret minimization point of view.

As highlighted in the introductory part, the works mostly related to ours are the ones by Li et al. (2020) and Cella et al. (2021). They both focus on the BAI problem in the rested setting, given a fixed-budget. More specifically, Li et al. (2020) consider rising rested bandits in which the reward function of each arm increases as it is pulled. However, they limit to deterministic arms and, thus, fail to deal with the intrinsic stochasticity of the real-world processes they want to model. Instead, Cella et al. (2021) deal with the problem of identifying the arm with the smallest loss in a setting where the losses incurred by selecting an arm decrease over time. It is easy to show that such a setting can be transformed straightforwardly in the SRB one. However, the authors develop two algorithms whose theoretical guarantees hold under the assumption that the expected loss follows a specific parametric functional form. This constitutes a major limitation to the presented work since checking such an

assumption is not feasible in real-world settings.

Best Arm Identification The pure exploration and BAI problems have been first introduced by Bubeck et al. (2009), while algorithms able to learn in such a setting have been provided by Audibert et al. (2010). The work by Gabilon et al. (2012) proposes a unified approach to deal with stochastic best arm identification problems by having either a fixed budget or fixed confidence. However, the stochastic algorithms developed in this line of research only provide theoretical guarantees in settings where the expected reward is stationary over the pulls. Abbasi-Yadkori et al. (2018) propose a method able to handle both the stochastic and adversarial cases, but they do not make explicit use of the properties (e.g., increasing nature) of the expected reward. Finally, for the sake of completeness, a different line of research followed by Garivier & Kaufmann (2016) and Kaufmann et al. (2016) analyze the problem of BAI from the sample complexity lower bound perspective.

Rested Bandits Bandit settings in which the evolution of an arm reward depends on the number of times the arm has been pulled, such as the one analyzed in our paper, are generally referred to as *rested*. A first general formulation of the rested bandit setting appeared in the work by Tekin & Liu (2012) and was further discussed by Mintz et al. (2020) and Seznec et al. (2020). In these works, the evolution of the expected reward of each arm is regulated by a Markovian process that is assumed to visit the same state multiple times. This is not the case for the rising bandits, where the arm expected rewards continuously increase over the time budget. Finally, a specific instance of the rested bandits is constituted by the *rotting* bandits (Levine et al., 2017; Seznec et al., 2019; 2020), in which the expected payoff for a given arm decreases with the number of pulls. However, as pointed out by Metelli et al. (2022), techniques developed for this setting cannot be directly translated into ours.

3. Problem Formulation

In this section, we revise the Stochastic Rising Bandits (SRB) setting (Heidari et al., 2016; Metelli et al., 2022). Then, we formulate our best arm identification problem, introduce the definition of error probability, and provide a preliminary characterization of the problem.

Setting We consider a rested Multi-Armed Bandit problem $\nu = (\nu_i)_{i \in [K]}$ with a finite number of arms K .² Let $T \in \mathbb{N}$ be the time budget of the learning process. At every round $t \in [T]$, the agent selects an arm $I_t \in [K]$, plays it, and observes a reward $x_t \sim \nu_{I_t}(N_{I_t,t})$, where $\nu_{I_t}(N_{I_t,t})$ is the reward distribution of the chosen arm I_t at round t and depends on the number of pulls performed so far for that

²Let $y, z \in \mathbb{N}$, we denote with $[z] := \{1, \dots, z\}$, and with $[y, z] := \{y, \dots, z\}$.

arm $N_{i,t} := \sum_{\tau=1}^t \mathbb{1}\{I_\tau = i\}$ (i.e., rested). We assume that the rewards are stochastic, formally $x_t = \mu_{I_t}(N_{I_t,t}) + \eta_t$, where $\mu(\cdot)$ is the expected reward and η_t is a zero-mean σ^2 -subgaussian noise, conditioned to the past.³ As customary in the bandit literature, we assume that the rewards are bounded in expectation, formally $\mu_i(n) \in [0, 1], \forall i \in \llbracket K \rrbracket, n \in \llbracket T \rrbracket$.

In this work, we focus on a particular family of rested bandits in which the expected rewards are monotonically *non-decreasing* and *concave* in expectation, formally:

Assumption 3.1 (Non-decreasing and Concave Expected Rewards). *Let ν be a rested MAB, defining $\gamma_i(n) := \mu_i(n+1) - \mu_i(n)$, for every $n \in \mathbb{N}$ and every arm $i \in \llbracket K \rrbracket$ the rewards are non-decreasing and concave, formally:*

$$\begin{aligned} \gamma_i(n) &\geq 0, & (\text{Non-decreasing}) \\ \gamma_i(n+1) &\leq \gamma_i(n). & (\text{Concave}) \end{aligned}$$

Intuitively, the $\gamma_i(n)$ represents the *increment* of the real process $\mu_i(\cdot)$ evaluated at the n^{th} pull. Notice that concavity emerges in several settings, such as the best model selection and economics, representing the decreasing marginal returns (Lehmann et al., 2001; Heidari et al., 2016).

Learning Problem Given a budget, the goal of BAI in the SRB setting is to select the arm providing the largest expected reward with a large enough probability. Unlike the stationary BAI problem, in which the optimal arm is not changing, in this setting, we need to define *when* to evaluate the optimality of an arm. We opt to define the optimality by considering the highest expected reward at time T . Formally, given a time budget $T \in \mathbb{N}$, the optimal arm i^* , which we assume unique, satisfies the following:

$$i^* := \arg \max_{i \in \llbracket K \rrbracket} \mu_i(T).$$

Given the previous definition of an optimal arm, we remark that i^* may change depending on the employed budget value. Indeed, we look for the arm with the highest $\mu_i(\cdot)$ when the time budget runs out. For all the suboptimal arms $i \in \llbracket K \rrbracket$ s.t. $i \neq i^*$, we define the suboptimality gap $\Delta_i(T)$ as:

$$\Delta_i(T) := \mu_{i^*}(T) - \mu_i(T). \quad (1)$$

Given an algorithm \mathcal{U} that selects at the end of the learning process T as a candidate optimal arm \hat{I}^* , we measure its performance by using the error probability $e_T(\mathcal{U})$ at time T , i.e., the probability of recommending a sub-optimal arm at the end of the time budget T .⁴ Formally:

$$e_T(\mathcal{U}) := \mathbb{P}_{\mathcal{U}}(\hat{I}^* \neq i^*).$$

Problem Characterization In this paragraph, we provide

³A zero-mean random variable x is σ^2 -subgaussian if it holds $\mathbb{E}_x[e^{\xi x}] \leq e^{\frac{\sigma^2 \xi^2}{2}}$ for every $\xi \in \mathbb{R}$.

⁴We remark that another significant quantity in this setting is represented by the simple regret (Lattimore & Szepesvári, 2020b). It is easy to show that the error $e_T(\mathcal{U})$ represents an upper bound for this quantity if the expected rewards lie in $[0, 1]$.

an additional characterization of the problem by considering a specific class of functions to upper bound the increment $\gamma_i(n)$, which is instrumental for part of the theoretical analysis that we provide in what follows.

Assumption 3.2 (Bounded $\gamma_i(n)$). *Let ν be a rested MAB, there exists $\beta > 1$ such that for every $i \in \llbracket K \rrbracket$:*

$$\forall n \in \mathbb{N} : \quad \gamma_i(n) \leq n^{-\beta}.$$

We highlight that this assumption is less demanding than the one by Cella et al. (2021) since the class of functions considered here is a strict superset of those used there.

4. Estimators

In this section, we introduce the estimators of the arms expected reward that will be used in the proposed algorithms.⁵ A visual representation of such estimators and quantities relevant to their computation is provided in Figure 1.

Let us introduce a hyperparameter $\varepsilon \in (0, 1/2)$ representing the fraction of samples collected up to the current time t we will use to build estimators of the expected reward. In particular, we employ an adaptive arm-dependent window size $h_{i,t} = h(N_{i,t-1}) := \lfloor \varepsilon N_{i,t-1} \rfloor$ to include only the most recent samples collected, avoiding the use of samples that are no longer representative. We define the set of the last $h_{i,t}$ rounds in which the i^{th} arm was pulled as follows:

$$\begin{aligned} \mathcal{T}_{i,t} &:= \{\tau \in \llbracket T \rrbracket : I_\tau = i \wedge \\ &\quad N_{i,\tau} = N_{i,t-1} - l, l \in \llbracket 0, h_{i,t} - 1 \rrbracket\}. \end{aligned}$$

Furthermore, the set of the pairs of rounds τ and τ' belonging to the sets of the last and second-last $h_{i,t}$ -wide windows of the i^{th} arm is defined as:

$$\begin{aligned} \mathcal{S}_{i,t} &:= \{(\tau, \tau') \in \llbracket T \rrbracket \times \llbracket T \rrbracket : I_\tau = I_{\tau'} = i \wedge \\ &\quad N_{i,\tau} = N_{i,t-1} - l, N_{i,\tau'} = N_{i,\tau} - h_{i,t}, l \in \llbracket 0, h_{i,t} - 1 \rrbracket\}. \end{aligned}$$

In the following, we design a *pessimistic* estimator and an *optimistic* estimator of the expected reward of each arm at the end of the budget time T , i.e., $\mu_i(T)$.⁶

Pessimistic Estimator The *pessimistic* estimator $\hat{\mu}_i(N_{i,t})$ is a negatively biased estimation of $\mu_i(T)$ obtained assuming that function $\mu_i(\cdot)$ remains constant up to time T . This estimator is constructed as an average of the last $h_{i,t}$ observed rewards collected from the i^{th} arm, formally:

$$\hat{\mu}_i(N_{i,t-1}) := \frac{1}{h_{i,t}} \sum_{\tau \in \mathcal{T}_{i,t}} x_\tau. \quad (2)$$

The estimator enjoys the following concentration property.

Lemma 4.1 (Concentration of $\hat{\mu}_i$). *Under Assumption 3.1,*

⁵The estimators are modifications of those presented by Metelli et al. (2022) to handle a specific target time budget T .

⁶Naïvely computing the estimators from their definition requires $\mathcal{O}(h_{i,t})$ number of operations. An efficient $\mathcal{O}(1)$ way to incrementally update them is provided in Appendix A.

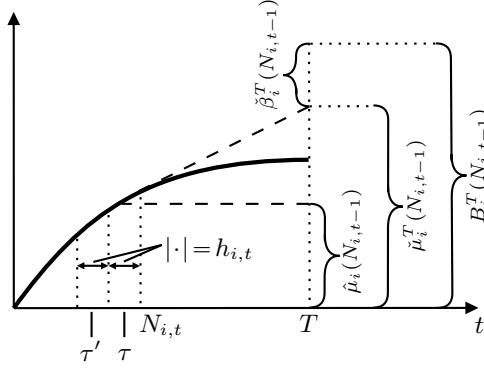


Figure 1. Graphical representation of the pessimistic $\hat{\mu}_i(N_{i,t-1})$ and optimistic $\check{\mu}_i^T(N_{i,t-1})$ estimators, and of the bound $B_i^T(N_{i,t-1})$ used in the R-UCBE algorithm.

for every $a > 0$, simultaneously for every arm $i \in \llbracket K \rrbracket$ and number of pulls $n \in \llbracket 0, T \rrbracket$, with probability at least $1 - 2TKe^{-a/2}$ it holds that:

$$\hat{\beta}_i(n) - \hat{\zeta}_i(n) \leq \hat{\mu}_i(n) - \mu_i(n) \leq \hat{\beta}_i(n), \quad (3)$$

$$\text{where: } \hat{\beta}_i(n) := \sigma \sqrt{\frac{a}{h(n)}},$$

$$\hat{\zeta}_i(n) := 0.5(2T - n + h(n) - 1)\gamma_i(n - h(n) + 1).$$

As supported by intuition, we observe that the estimator is affected by a negative bias that is represented by $\hat{\zeta}_i(n)$ that vanishes as $n \rightarrow \infty$ under Assumption 3.1 with a rate that depends on the increment functions. Considering also the term $\hat{\beta}_i(n)$ and recalling that $h(n) = \mathcal{O}(n)$, under Assumption 3.2, the overall concentration rate is $\mathcal{O}(n^{-1/2} + Tn^{-\beta})$.

Optimistic Estimator The *optimistic* estimator $\check{\mu}_i^T(N_{i,t})$ is a positively biased estimation of $\mu_i(T)$ obtained assuming that function $\mu_i(\cdot)$ linearly increases up to time T . This can be obtained by adding to the pessimistic estimator $\hat{\mu}_i(N_{i,t})$ an estimate of the increment occurring in the next step up to T . The latter is estimated using the last $2h_{i,t}$ samples, obtaining an upper bound of such growth thanks to the concavity assumption (see Assumption 3.1): Formally:

$$\check{\mu}_i^T(N_{i,t-1}) := \hat{\mu}_i(N_{i,t-1}) + \sum_{(j,k) \in \mathcal{S}_{i,t}} (T-j) \frac{x_j - x_k}{h_{i,t}^2}, \quad (4)$$

The estimator displays the following concentration.

Lemma 4.2 (Concentration of $\check{\mu}_i$). *Under Assumption 3.1, for every $a > 0$, simultaneously for every arm $i \in \llbracket K \rrbracket$ and number of pulls $n \in \llbracket 0, T \rrbracket$, with probability at least $1 - 2TKe^{-a/10}$ it holds that:*

$$\check{\beta}_i^T(n) \leq \check{\mu}_i(n) - \mu_i(n) \leq \check{\beta}_i(n) + \check{\zeta}_i^T(n), \quad (5)$$

$$\text{where: } \check{\beta}_i^T(n) := \sigma(T - n + h(n) - 1) \sqrt{\frac{a}{h(n)}},$$

$$\check{\zeta}_i^T(n) := 0.5(2T - n + h(n) - 1)\gamma_i(n - 2h(n) + 1).$$

Differently from the pessimistic estimation, the optimistic

Algorithm 1: R-UCBE.

Input : Exploration Parameter a , Window Size ε , Time Budget T , Number of Arms K

- 1 Initialize $N_{i,0} \leftarrow 0, B_i^T(0) \leftarrow +\infty, \forall i \in \llbracket K \rrbracket$
- 2 **for** $t \in \llbracket T \rrbracket$ **do**
- 3 Compute $I_t \in \arg \max_{i \in \llbracket K \rrbracket} B_i^T(N_{i,t-1})$
- 4 Pull arm I_t and observe x_t
- 5 $N_{I_t,t} \leftarrow N_{I_t,t-1} + 1$
- 6 $N_{i,t} \leftarrow N_{i,t-1}, \forall i \neq I_t$
- 7 Update $\check{\mu}_{I_t}^T(N_{I_t,t})$
- 8 Update $\check{\beta}_{I_t}^T(N_{I_t,t})$
- 9 Compute $B_{I_t}^T(N_{I_t,t}) = \check{\mu}_{I_t}^T(N_{I_t,t}) + \check{\beta}_{I_t}^T(N_{I_t,t})$
- 10 **end**
- 11 Recommend $\hat{I}^* = \arg \max_{i \in \llbracket K \rrbracket} B_i^T(N_{i,T})$

one displays a positive vanishing bias $\check{\zeta}_i^T(n)$. Under Assumption 3.2, we observe that the overall concentration rate is given by $\mathcal{O}(Tn^{-3/2} + Tn^{-\beta})$.

5. Optimistic Algorithm

We now introduce Rising Upper Confidence Bound for Exploration (R-UCBE) an *optimistic* error probability minimization algorithm for the SRB setting. The algorithm, whose pseudo-code is reported in Algorithm 1, explores by means of a UCB-like approach and provides a suggestion of the best arm at time T .

The algorithm makes use of the optimistic estimator $\check{\mu}_i^T(N_{i,t-1})$ and adds a bound to account for the uncertainty of the estimation. It requires as input an exploration parameter $a \geq 0$, the window-size parameter $\varepsilon \in (0, 1/2)$, the time budget T , and the number of arms K . At first, it initializes to zero the counters $N_{i,0}$, and sets to $+\infty$ the upper bounds $B_i^T(N_{i,0})$ of all the arms (Line 1). Subsequently, at each time $t \in \llbracket T \rrbracket$, the algorithm selects the arm I_t with the largest upper confidence bound (Line 3):

$$I_t \in \arg \max_{i \in \llbracket K \rrbracket} B_i^T(N_{i,t-1}) := \check{\mu}_i^T(N_{i,t-1}) + \check{\beta}_i^T(N_{i,t-1}), \quad (6)$$

where:

$$\check{\beta}_i^T(N_{i,t-1}) := \sigma(T - N_{i,t-1} + h_{i,t} - 1) \sqrt{\frac{a}{h_{i,t}^3}} \quad (7)$$

represents the exploration bonus. A graphical representation of such a bound is presented in Figure 1. Once the arm is chosen, the algorithm plays it and observes the feedback x_t (Line 4). Then, the optimistic estimate $\check{\mu}_{I_t}^T(N_{I_t,t})$ and the exploration bound $\check{\beta}_{I_t}^T(N_{I_t,t})$ of the selected arm I_t are updated (Lines 7-8). The procedure is repeated until the algorithm reaches the time budget T . The final recommendation for the best arm is performed using the last computed values of the bounds $B_i^T(N_{i,T})$, returning the arm \hat{I}^* corresponding to the largest upper confidence bound (Line 11).

5.1. Bound on the Error Probability of R-UCBE

In this section, we provide bounds on the error probability for R-UCBE. We start with a general analysis that makes no assumption on the increments $\gamma_i(\cdot)$ and, then, we provide a more explicit result under Assumption 3.2. The general result is formalized in the following theorem.

Theorem 5.1. *Under Assumption 3.1 and for $a \in [0, a^*]$ the error probability of R-UCBE is bounded by:*

$$e_T(\text{R-UCBE}) \leq 2TK \exp\left(-\frac{a}{10}\right), \quad (8)$$

where a^* is the largest value (if it exists) of $a > 0$ satisfying:

$$T - \sum_{i \neq i^*} y_i(a) \geq 1, \quad (9)$$

where for every $i \in \llbracket K \rrbracket$, $y_i(a)$ is the largest integer for which it holds:

$$\underbrace{T\gamma_i(\lfloor (1-2\varepsilon)y \rfloor)}_{(\mathcal{A})} + \underbrace{2T\sigma\sqrt{\frac{a}{[\varepsilon y]^3}}}_{(\mathcal{B})} \geq \Delta_i(T). \quad (10)$$

Some comments are in order. The result presented in Theorem 5.1 holds for generic increasing and concave expected reward functions. In particular, this result shows that, as expected, the error probability decreases when the exploration parameter a increases. However, this behavior stops as soon as we reach the threshold a^* . Intuitively, the value of a^* sets an upper bound on the amount of exploration we should use for learning. It is worth noting that a^* is defined implicitly, depending on the constants σ , T , and the increments γ_i . In principle, there might exist no $a^* > 0$ fulfilling the condition of the theorem, and, in such a case, clearly, R-UCBE enjoys no theoretical guarantees.

Under Assumption 3.2, i.e., using the knowledge about an upper bound on the increment shape, we show a result on the error probability providing an explicit value for a^* .

Corollary 5.2. *Under Assumptions 3.1 and 3.2 it holds that:*

$$e_T(\text{R-UCBE}) \leq 2TK \exp\left(-\frac{a}{10}\right),$$

where:

- if $\beta \in (1, 3/2)$ and $\frac{(T-(K-1))^{\beta-1}}{(H_1^{1/\beta}(T))^{\beta}} - (1-2\varepsilon)^{-\beta} \geq 0$, we have $a \in [0, a^*]$ with:

$$a^* = \frac{\varepsilon^3}{4\sigma^2} \left(\frac{(T-(K-1))^{\beta-1}}{(H_1^{1/\beta}(T))^{\beta}} - (1-2\varepsilon)^{-\beta} \right)^2$$

- if $\beta \in [3/2, +\infty)$ and $\frac{(T-(K-1))^{1/2}}{(H_1^{2/3}(T))^{3/2}} - (1-2\varepsilon)^{-\beta} \geq 0$, we have $a \in [0, a^*]$ with:

$$a^* = \frac{\varepsilon^3}{4\sigma^2} \left(\frac{(T-(K-1))^{1/2}}{(H_1^{2/3}(T))^{3/2}} - (1-2\varepsilon)^{-\beta} \right)^2$$

and $H_1^\eta(T) := \sum_{i \neq i^*} \frac{1}{\Delta_i^\eta(T)}$ for $\eta \geq 1$.

First, let us remark that the value of $H_1^\eta(T)$ characterizes the complexity of the SRB setting, having an analogous meaning as the term H_1 of Audibert et al. (2010) for the classical stochastic BAI problem. As expected, looking at the dependence of $H_1^\eta(T)$ from η , the complexity of a problem decreases as the parameter η decreases (or β increases). Indeed, in cases with large values for η , we have almost constant reward functions which can be handled easily by the R-UCBE algorithm.

The above definition of a^* shows how the guarantees are improving w.r.t. β until this parameter reaches the value of $3/2$. Indeed, the result of Corollary 5.2 provides an explicit solution of both Equations (9) and (10). This is the value for which the two terms of the l.h.s. of Equation (10) have the same order. In particular, the term (\mathcal{A}) is responsible for taking into account the expected rewards growth (i.e., bias in the estimators), while (\mathcal{B}) is considering the uncertainty in the estimations of the R-UCBE algorithm. Intuitively, when the expected reward function has a large growth rate, i.e., $\gamma_i(n) \leq n^{-\beta}$ with $\beta < 3/2$, the term (\mathcal{A}) dominates the (\mathcal{B}) one and the value of a^* changes accordingly, as the bias dominates the variance. Conversely, when the exploration term (\mathcal{B}) is the dominant one, the threshold a^* is governed by the estimation variance.

Overall, these results state that setting the proper value for the exploration parameter, i.e., a value that provided guarantees on the error probability of R-UCBE, we need to know additional information about the setting we are working on, namely the complexity index $H_1^\eta(T)$.⁷

6. Phase-Based Algorithm

In this section, we introduce the Rising Successive Rejects (R-SR), a phase-based solution inspired by the one proposed by Audibert et al. (2010), which overcomes the drawback of the R-UCBE of requiring knowledge of $H_1^\eta(T)$. The pseudo-code is reported in Algorithm 2.

The algorithm takes as input the time budget T and the number of arms K . At first, it initializes the set of the active arms \mathcal{X}_0 with all the available arms (Line 1). This set will contain the arms that are still eligible candidates to be suggested as best. The entire process proceeds through $K-1$ phases. More specifically, during the j^{th} phase, the arms still remaining in the active arms set \mathcal{X}_{j-1} are played (Line 5) for $N_j - N_{j-1}$ times each, where:

$$N_j := \left\lceil \frac{1}{\overline{\log}(K)} \frac{T-K}{K+1-j} \right\rceil, \quad (11)$$

and $\overline{\log}(K) := \frac{1}{2} + \sum_{i=2}^K \frac{1}{i}$. At the end of each phase, the arm with the smallest value of the pessimistic estimator

⁷We defer the empirical study on the influence of the parameter a on the performance of the algorithm to the experimental section.

Algorithm 2: R-SR.

Input : Time Budget T , Number of Arms K

```

1 Initialize  $t \leftarrow 1$ ,  $N_0 \leftarrow 0$ ,  $\mathcal{X}_0 = \llbracket K \rrbracket$ 
2 for  $j \in \llbracket K-1 \rrbracket$  do
3   for  $i \in \mathcal{X}_{j-1}$  do
4     for  $l \in \llbracket N_{j-1} + 1, N_j \rrbracket$  do
5       Pull arm  $i$  and observe  $x_t$ 
6        $t \leftarrow t + 1$ 
7     end
8     Update  $\hat{\mu}_i(N_j)$ 
9   end
10  Update  $\mathcal{X}_j = \mathcal{X}_{j-1} \setminus \{\bar{I}_j\}$  where
     $\bar{I}_j \in \arg \min_{i \in \mathcal{X}_{j-1}} \hat{\mu}_i(N_j)$ 
11 end
12 Recommend  $\hat{I}^* \in \mathcal{X}_{K-1}$  (unique)
```

$\hat{\mu}_i(N_j)$ is discarded from the set of active arms (Line 10). At the end of the $(K-1)^{\text{th}}$ phase, the algorithm recommends the arm left in the active arms set \mathcal{X}_{K-1} (Line 12).

The R-SR algorithm makes use of the pessimistic estimator $\hat{\mu}_i(n)$ instead of the $\check{\mu}_i(n)$ employed in the R-UCBE. Indeed, even if they both present some bias and, in principle, one could use $\check{\mu}_i$ to build an alternative R-SR algorithm, we select the one having the better concentration properties, as shown in Section 4. Indeed, $\hat{\mu}_i(n)$ concentrates with $\mathcal{O}(n^{-1/2})$ as opposed to the strictly worse convergence rate of $\mathcal{O}(Tn^{-3/2})$ provided by $\check{\mu}_i(n)$ (being $n \leq T$).

We remark that N_j is the same as the one adopted in the elimination algorithm proposed by Audibert et al. (2010). This choice allows us to provide theoretical results without requiring knowledge of the domain. An optimized version of N_j may be derived assuming full knowledge of the gaps $\Delta_i(T)$ or at least the knowledge of parameter β . However, this solution would have similar drawbacks to the one adopted above for the R-UCBE algorithm.

6.1. Bound on the Error Probability of R-SR

In what follows, with a slight abuse of notation, we denote with $\Delta_{(i)}(T)$ the i^{th} gap rearranged in increasing order, i.e., we have $\Delta_{(i)}(T) \leq \Delta_{(j)}(T)$, $\forall i < j$. The guarantee on the error probability for the R-SR algorithm are the following:

Theorem 6.1. *Under Assumptions 3.1 and 3.2, considering a time budget T satisfying:*

$$T \geq C(\beta)\Psi_\beta(T), \quad (12)$$

where $C(\beta) := 2^{-\frac{1+\beta}{1-\beta}} \log(K)^{-\frac{\beta}{1-\beta}}$, and $\Psi_\beta(T) = \max_{i \in \llbracket K \rrbracket} \left\{ i^{\frac{\beta}{\beta-1}} \Delta_{(i)}^{-\frac{1}{\beta-1}}(T) \right\}$, the error probability of R-SR is bounded by:

$$e_T(\text{R-SR}) \leq \frac{K(K-1)}{2} \exp \left(-\frac{\varepsilon}{8\sigma^2} \frac{T-K}{\log(K)H_2(T)} \right),$$

where $H_2(T) := \max_{i \in \llbracket K \rrbracket} i \Delta_{(i)}^{-2}(T)$.

Even in this case, we have the term $H_2(T)$ characterizing the complexity of the problem, having a similar role as the H_2 value provided in (Audibert et al., 2010) for the SR algorithm. However, the presence of an additional condition dependent on the rewards distribution, i.e., including the $\Psi_\beta(T)$ term, suggests that performing a learning task in the SRB setting comes at the cost of an additional complexity factor w.r.t. the classical stationary BAI one.

Overall, the results provided by Theorem 5.2 and 6.1 for the two developed algorithms, R-UCBE and R-SR, respectively, in the case Assumption 3.2 holds cannot be directly compared. In the following section, we evaluate them through an empirical study to show their performance on synthetically generated and real-world SRB BAI problems.

7. Numerical Validation

In this section, we provide a numerical validation of the two algorithms presented above: R-UCBE and R-SR. We compare them with other state-of-the-art bandit baselines designed for stationary and nonstationary BAI in both synthetic and real-world scenarios. First, in Section 7.1, we discuss the performances of our algorithms in comparison with the other bandit baselines in a synthetically generated scenario, and we study the sensitivity of R-UCBE to its exploration parameter a . Then, in Section 7.2, we provide a real-world application of the presented algorithms, performing online model selection employing the IMDB dataset. Additional details about the experiments presented in this section are available in Appendix E. Additional experimental results are available in Appendix F. The code to run the experiments is available at <https://github.com/MontenegroAlessandro/BestArmIdSRB>.

Baselines We compare our algorithms against a wide range of solutions for BAI:

- **Uniform:** uniformly pulls all the arms until the budget ends in a *round-robin* fashion and, in the end, makes a recommendation base on the empirical mean of their reward over the collected samples;
- **Uniform-Smooth:** makes use of the same strategy as **Uniform** to pull arms but makes a recommendation based on the empirical mean over the last $T/(4K)$ collected samples from an arm, where the window used for the final suggestion is chosen to mimic what we adopt in R-SR;
- **UCB-E and SR** (Audibert et al., 2010): algorithms for the stationary BAI problem;
- **Prob-1** (Abbasi-Yadkori et al., 2018): an algorithm dealing with the adversarial BAI setting;
- **ETC and Rest-Sure** (Cella et al., 2021): algorithms developed for the decreasing loss BAI setting.⁸

⁸As mentioned before, this problem is equivalent to ours, given

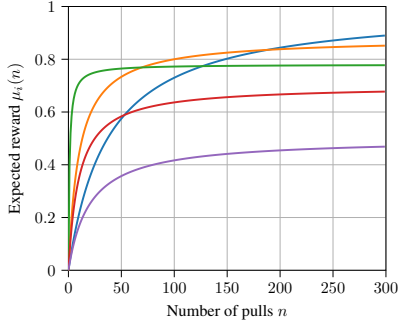


Figure 2. Expected values $\mu_i(n)$ for the arms of the synthetic setting.

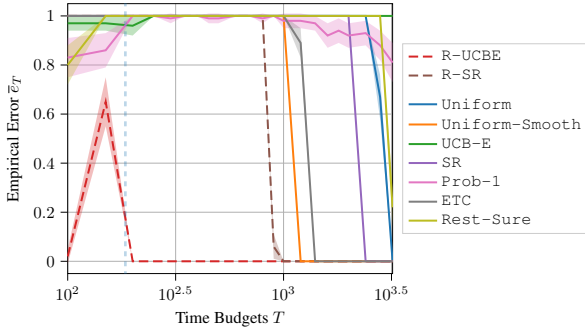


Figure 3. Empirical error probability for the synthetically generated setting for the analyzed algorithms.

The hyperparameters required by the above methods have been set as prescribed in the original papers. For our algorithms, we set $\varepsilon = 0.25$.

7.1. Synthetic Setting

Description To assess the quality of the recommendation \hat{I}^* provided by our algorithms, we consider a synthetic SRB setting, where the arms satisfy Assumption 3.1. Figure 2 shows the evolution of the expected values of the arms w.r.t. the number of pulls. In particular, the setting consists in $K = 5$ arms whose average rewards increase with the number of pulls. We remark that, in this setting, the optimal arm changes depending on whether $T \in [1, 185]$ or $T > 185$. The reward realizations are generated by adding to the above function a zero-mean Gaussian noise with standard deviation $\sigma = 0.01$. We average the results of 100 runs and show 95% confidence intervals as shaded areas.

We compare the analyzed algorithms \mathcal{U} in terms of empirical error $\bar{e}_T(\mathcal{U})$ (the smaller, the better), i.e., the empirical counterpart of $e_T(\mathcal{U})$ averaged over multiple runs, over different time budgets $T \in [100, 3200]$.

Results The empirical error probability provided by the analyzed algorithms in the synthetically generated setting is a linear transformation of the reward.

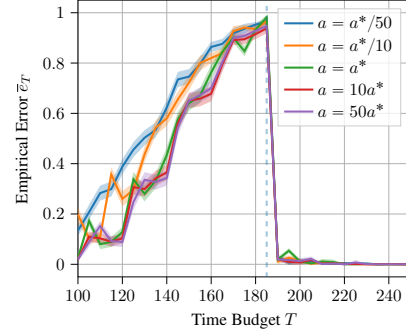


Figure 4. Empirical error probability for the R-UCBE algorithm with different exploration parameters a for the synthetically generated setting.

presented in Figure 3. We report with a dashed vertical blue line at $T = 185$, i.e., the budgets after which the optimal arm no longer changes. Before such a budget, all the algorithms provide large errors (i.e., $\bar{e}_T(\mathcal{U}) > 0.2$). However, R-UCBE outperforms the others by a large margin, suggesting that an optimistic estimator might be advantageous when the time budget is small. Shortly after $T = 185$, R-UCBE starts providing the correct suggestion consistently. R-SR begins to identify the optimal arm (i.e., with $\bar{e}(\text{R-SR}) < 0.05$) for time budgets $T > 1000$. Nonetheless, both algorithms perform significantly better than the baseline algorithms used for comparison.

Sensitivity Analysis for the Exploration Parameter of R-UCBE We also perform a sensitivity analysis on the exploration parameter a for the R-UCBE algorithm on Setting A. As mentioned before, R-UCBE parameter a should be set to a^* , whose computation requires prior information on the setting. We applied the R-UCBE algorithm using $a \in \{a^*/50, a^*/10, a^*, 10a^*, 50a^*\}$ on the previously synthetically generated setting and evaluate the effect of the misspecification on the error probability $\bar{e}_T(\text{R-UCBE})$. In this specific experiment, we average over 1000 runs and show the 95% confidence intervals as shaded areas.

Figure 4 shows the empirical errors of R-UCBE with different parameters a , where the dashed horizontal blue line denotes the last time the optimal arm changes over the time budget. It is worth noting how, even in this case, we have two significantly different behaviors before and after such a time. Indeed, if $T \leq 185$, we have that a misspecification with larger values than a^* does not significantly impact the performance of R-UCBE, while smaller values slightly decrease the performance. Conversely, for $T > 185$ learning with different values of a seems not to impact the algorithm performance significantly. This corroborates the previous results about the superior performance of the R-UCBE algorithm and suggests that when the value of a^* cannot be computed, large values should be preferred, especially for

		T											$R(\mathfrak{U})$
		500	1000	2000	3000	4000	5000	7000	10000	15000	20000	30000	
Algorithms	Optimal Arm	5	5	2	2	2	2	2	2	2	2	2	
	R-UCBE (ours)	6	5	2	5	2	2	2	2	2	2	2	9/11
	R-SR (ours)	5	5	5	5	5	5	5	5	2	2	2	5/11
	Uniform	5	5	5	5	5	5	5	5	5	5	5	2/11
	Uniform-Smooth	5	5	5	5	5	5	5	5	5	2	2	4/11
	SR	5	5	5	5	5	5	5	5	5	5	2	3/11
	UCB-E	5	5	5	5	5	5	5	5	5	5	5	2/11
	Prob-1	1	5	2	5	5	5	5	1	5	6	2	3/11
	ETC	5	5	5	5	5	5	5	5	5	5	2	3/11
	Rest-Sure	6	5	2	2	2	1	0	2	5	0	2	6/11

Table 1. Optimal arm for different time budgets on the IMDB dataset (first row) and corresponding recommendations provided by the algorithms (second to last row). In the last column, we compute the corresponding success rate.

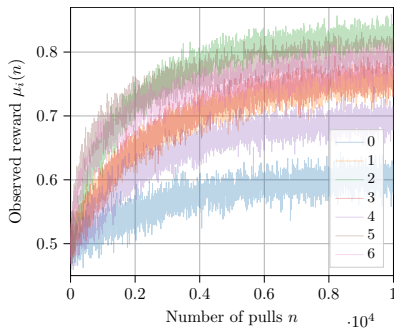


Figure 5. Rewards for the arms of the IMDB experiments.

the cases in which the time horizon is short.⁹

7.2. Real-world Experiment IMDB

Description We validate our algorithms and the baselines on an AutoML task, namely an *online model selection* problem with a real-world dataset. We employ the IMDB dataset, made of 50,000 reviews of movies (scores from 0 to 10). We preprocessed the data as done by Metelli et al. (2022), and run the algorithms for time budgets $T \in \mathcal{T} := \{500, 1000, \dots, 15000, 20000, 30000\}$. A graphical representation of the reward (in this case, represented by the accuracy) of the different models is presented in Figure 5. Since, in this case, we only had a single realization to estimate the error probability $\bar{e}_T(\mathcal{U})$, we report the success rate $R(\mathcal{U})$ instead, i.e., the ratio between the number of times an algorithm provides a correct suggestion and the number of budget values we considered, formally defined as $R(\mathcal{U}) := \frac{1}{|\mathcal{T}|} \sum_{T \in \mathcal{T}} \mathbb{1}\{\hat{I}^* = i^*\}$ (the larger, the better).

Results The results are reported in Table 1. The algorithm with the largest success rate $R(\mathcal{U})$ is the R-UCBE, while R-SR provides the third best success rate. Moreover, Rest-Sure, the only algorithm providing a success rate

⁹In Appendix F, we report results on the robustness of the analyzed settings when the noise standard deviation σ changes.

larger than R-SR, has issues with large time budgets since for $T \geq 5000$ is able to provide only 2 correct guesses of the optimal arm over 6 attempts. Conversely, our algorithms progressively provide more and more correct guesses as the time budget T increases. The above results on a real-world dataset corroborate the evidence presented above that the proposed algorithms outperform state-of-the-art ones for the BAI problem in SRB.

8. Discussion and Conclusions

This paper introduces the BAI problem with a fixed budget for the Stochastic Rising Bandits setting. Notably, such a setting models many real-world scenarios, like CASH, in which the reward of the available options increases over time, and the interest is on the recommendation of the one having the largest expected rewards after the time budget has elapsed. In such a setting, we presented two algorithms, namely R-UCBE and R-SR providing theoretical guarantees on the probability of suggesting a suboptimal arm. R-UCBE is based on the optimism-in-the-face-of-uncertainty principle and requires an exploration parameter whose optimal value requires prior information on the setting. Conversely, R-SR is a phase-based solution that only requires the time budget to run. We validate the performance of the two algorithms on a synthetically generated setting, we study the sensitivity of R-UCBE to a misspecification of the exploration parameter and of the developed algorithms to the noise present in the environment. Finally, we tested our algorithms on a real-world online model selection problem. In all the above cases, the designed algorithms showed performance superior to the ones currently available in the literature working in the Stochastic Rising Bandits setting.

A possible future line of research is to derive the sample complexity lower bound of the SRB setting and to develop algorithms allowing to tackle the BAI with fixed confidence.

References

- Abbasi-Yadkori, Y., Bartlett, P. L., Gabillon, V., Malek, A., and Valko, M. Best of both worlds: Stochastic & adversarial best-arm identification. In *Proceedings of the Conference On Learning Theory (COLT)*, volume 75, pp. 918–949, 2018.
- Audibert, J., Bubeck, S., and Munos, R. Best arm identification in multi-armed bandits. In *Proceedings of the Conference on Learning Theory (COLT)*, pp. 41–53, 2010.
- Bubeck, S., Munos, R., and Stoltz, G. Pure exploration in multi-armed bandits problems. In *Proceedings of the Algorithmic Learning Theory (ALT)*, volume 5809, pp. 23–37, 2009.
- Cella, L., Pontil, M., and Gentile, C. Best model identification: A rested bandit formulation. In *Proceedings of the International Conference on Machine Learning (ICML)*, volume 139, pp. 1362–1372, 2021.
- Erickson, N., Mueller, J., Shirkov, A., Zhang, H., Larroy, P., Li, M., and Smola, A. Autogluon-tabular: Robust and accurate automl for structured data. *arXiv preprint arXiv:2003.06505*, 2020.
- Gabillon, V., Ghavamzadeh, M., and Lazaric, A. Best arm identification: A unified approach to fixed budget and fixed confidence. In *Advances in Neural Information Processing Systems (NeurIPS)*, pp. 3221–3229, 2012.
- Garivier, A. and Kaufmann, E. Optimal best arm identification with fixed confidence. In *Proceedings of the Conference on Learning Theory (COLT)*, volume 49, pp. 998–1027, 2016.
- Heidari, H., Kearns, M. J., and Roth, A. Tight policy regret bounds for improving and decaying bandits. In *Proceeding of the International Joint Conference on Artificial Intelligence (IJCAI)*, pp. 1562–1570, 2016.
- Kaufmann, E., Cappé, O., and Garivier, A. On the complexity of best-arm identification in multi-armed bandit models. *Journal of Machine Learning Research*, 17:1:1–1:42, 2016.
- Kothhoff, L., Thornton, C., Hoos, H. H., Hutter, F., and Leyton-Brown, K. Auto-weka 2.0: Automatic model selection and hyperparameter optimization in weka. *Journal of Machine Learning Research*, 18:1–5, 2017.
- Lattimore, T. and Szepesvári, C. *Bandit algorithms*. Cambridge University Press, 2020a.
- Lattimore, T. and Szepesvári, C. Pure exploration. In *Bandit algorithms*, chapter 33.1. Cambridge University Press, 2020b.
- Lehmann, B., Lehmann, D., and Nisan, N. Combinatorial auctions with decreasing marginal utilities. In *ACM Proceedings of the Conference on Electronic Commerce (EC)*, pp. 18–28, 2001.
- Levine, N., Crammer, K., and Mannor, S. Rotting bandits. In *Advances in Neural Information Processing Systems (NeurIPS)*, pp. 3074–3083, 2017.
- Li, Y., Jiang, J., Gao, J., Shao, Y., Zhang, C., and Cui, B. Efficient automatic CASH via rising bandits. In *Proceedings of the Conference on Artificial Intelligence (AAAI)*, pp. 4763–4771, 2020.
- Metelli, A. M., Trovò, F., Pirola, M., and Restelli, M. Stochastic rising bandits. In *Proceedings of the International Conference on Machine Learning (ICML)*, pp. 15421–15457, 2022.
- Mintz, Y., Aswani, A., Kaminsky, P., Flowers, E., and Fukuoka, Y. Nonstationary bandits with habituation and recovery dynamics. *Operations Research*, 68(5):1493–1516, 2020.
- Seznec, J., Locatelli, A., Carpentier, A., Lazaric, A., and Valko, M. Rotting bandits are no harder than stochastic ones. In *Proceedings of the International Conference on Artificial Intelligence and Statistics (AISTATS)*, volume 89, pp. 2564–2572, 2019.
- Seznec, J., Ménard, P., Lazaric, A., and Valko, M. A single algorithm for both restless and rested rotting bandits. In *Proceedings of the International Conference on Artificial Intelligence and Statistics (AISTATS)*, volume 108, pp. 3784–3794, 2020.
- Tekin, C. and Liu, M. Online learning of rested and restless bandits. *IEEE Transaction on Information Theory*, 58(8): 5588–5611, 2012.
- Thornton, C., Hutter, F., Hoos, H. H., and Leyton-Brown, K. Auto-weka: Combined selection and hyperparameter optimization of classification algorithms. In *Proceedings of the ACM international conference on Knowledge Discovery and Data mining (SIGKDD)*, pp. 847–855, 2013.
- Yao, Q., Wang, M., Chen, Y., Dai, W., Li, Y.-F., Tu, W.-W., Yang, Q., and Yu, Y. Taking human out of learning applications: A survey on automated machine learning. *arXiv preprint arXiv:1810.13306*, 2018.
- Zöller, M.-A. and Huber, M. F. Benchmark and survey of automated machine learning frameworks. *Journal of Artificial Intelligence Research*, 70:409–472, 2021.

A. Estimators Efficient Update

In what follows, we describe how to implement an efficient version (i.e., fully online) of the algorithms we presented in the main paper. We resort to the update developed by [Metelli et al. \(2022\)](#). This update provides a way to achieve an $\mathcal{O}(1)$ computational complexity at each step for the update of the estimates for the pessimistic estimator $\hat{\mu}_i(t)$ and optimistic estimator $\check{\mu}_i^T(t)$.

With a slight abuse of notation, from now on, we denote with $\bar{x}_{i,n}$ the reward collected at the n^{th} pull from the arm i . Differently, from what we use in the paper, here the reward subscript indicates the arm i and the number of pulls of that arm n instead of the total number of pulls t we used in the definition of x_t .

More specifically, the *pessimistic* estimator $\hat{\mu}_i$ can be written as:

$$\hat{\mu}_i(t) = \frac{\bar{a}_i}{h_{i,t}},$$

where the quantity \bar{a}_i is updated as follows:

$$\bar{a}_i = \begin{cases} \bar{a}_i + \bar{x}_{i,N_{i,t}} - \bar{x}_{i,N_{i,t}-h_{i,t}} & \text{if } h_{i,t} = h_{i,t-1} \\ \bar{a}_i + \bar{x}_{i,N_{i,t}} & \text{otherwise} \end{cases},$$

and $\bar{a}_i = 0$ as the algorithm starts.

Instead, the *optimistic* estimator $\check{\mu}_i^T(t)$, is updated using:

$$\check{\mu}_i^T(t) = \frac{1}{h_{i,t}} \left(\bar{a}_i + \frac{T(\bar{a}_i - \bar{b}_i)}{h_{i,t}} - \frac{\bar{c}_i - \bar{d}_i}{h_{i,t}} \right).$$

Where the quantity \bar{a}_i is defined and updated above and \bar{b}_i , \bar{c}_i , and \bar{d}_i are updated as follows:

$$\begin{aligned} \bar{b}_i &= \begin{cases} \bar{b}_i + \bar{x}_{i,N_{i,t}-h_{i,t}} - \bar{x}_{i,N_{i,t}-2h_{i,t}} & \text{if } h_{i,t} = h_{i,t-1} \\ \bar{b}_i + \bar{x}_{i,N_{i,t}-2h_{i,t}+1} & \text{otherwise} \end{cases}, \\ \bar{c}_i &= \begin{cases} \bar{c}_i + N_{i,t} \cdot \bar{x}_{i,N_{i,t}} - (N_{i,t} - h_{i,t}) \cdot \bar{x}_{i,N_{i,t}-h_{i,t}} & \text{if } h_{i,t} = h_{i,t-1} \\ \bar{c}_i + N_{i,t} \cdot \bar{x}_{i,N_{i,t}} & \text{otherwise} \end{cases}, \\ \bar{d}_i &= \begin{cases} \bar{d}_i + N_{i,t} \cdot \bar{x}_{i,N_{i,t}-h_{i,t}} - (N_{i,t} - h_{i,t}) \cdot \bar{x}_{i,N_{i,t}-2h_{i,t}} & \text{if } h_{i,t} = h_{i,t-1} \\ \bar{d}_i + (N_{i,t} - h_{i,t}) \cdot \bar{x}_{i,N_{i,t}-2h_{i,t}+1} + \bar{b}_i & \text{otherwise} \end{cases}. \end{aligned}$$

Similarly to what is presented above, the quantities are initialized to 0 as the algorithms start.

B. Proofs of Section 4

Lemma B.1 (Hoeffding-Azuma's inequality for weighted martingales). *Let $\mathcal{F}_1 \subset \dots \subset \mathcal{F}_n$ be a filtration and X_1, \dots, X_n be real random variables such that X_t is \mathcal{F}_t -measurable, $\mathbb{E}[X_t | \mathcal{F}_{t-1}] = 0$ (i.e., a martingale difference sequence), and $\mathbb{E}[\exp(\lambda X_t) | \mathcal{F}_{t-1}] \leq \exp\left(\frac{\lambda^2 \sigma^2}{2}\right)$ for any $\lambda > 0$ (i.e., σ^2 -subgaussian). Let $\alpha_1, \dots, \alpha_n$ be non-negative real numbers. Then, for every $\kappa \geq 0$ it holds that:*

$$\mathbb{P}\left(\left|\sum_{t=1}^n \alpha_t X_t\right| > \kappa\right) \leq 2 \exp\left(-\frac{\kappa^2}{2\sigma^2 \sum_{t=1}^n \alpha_t^2}\right).$$

Proof. For a complete demonstration of this statement, we refer to Lemma C.5 of [Metelli et al. \(2022\)](#). □

Lemma B.2. *Under Assumption 3.1, for every $i \in [K]$, $j, k \in \mathbb{N}$ with $k < j$, it holds that:*

$$\gamma_i(j) \leq \frac{\mu_i(j) - \mu_i(k)}{j - k}.$$

Proof. Using Assumption 3.1, we get:

$$\gamma_i(j) = \frac{1}{j - k} \sum_{l=k}^{j-1} \gamma_i(j) \leq \frac{1}{j - k} \sum_{l=k}^{j-1} \gamma_i(l) = \frac{1}{j - k} \sum_{l=k}^{j-1} (\mu_i(l+1) - \mu_i(l)) = \frac{\mu_i(j) - \mu_i(k)}{j - k},$$

where the first inequality comes from the concavity of the reward function, and the second equality comes from the definition of increment. \square

Lemma B.3. For every arm $i \in [K]$, every round $t \in [T]$, and window width $1 \leq h_{i,t} \leq \lfloor N_{i,t-1}/2 \rfloor$, let us define:

$$\tilde{\mu}_i^T(N_{i,t}) := \frac{1}{h_{i,t}} \sum_{l=N_{i,t-1}-h_{i,t}+1}^{N_{i,t-1}} \left(\mu_i(l) + (T-l) \frac{\mu_i(l) - \mu_i(l-h_{i,t})}{h_{i,t}} \right),$$

otherwise if $h_{i,t} = 0$, we set $\tilde{\mu}_i^T(N_{i,t}) := +\infty$. Then, $\tilde{\mu}_i^T(N_{i,t}) \geq \mu_i(T)$ and, if $N_{i,t-1} \geq 2$, it holds that:

$$\tilde{\mu}_i^T(N_{i,t}) - \mu_i(T) \leq \frac{1}{2} (2T - 2N_{i,t-1} + h_{i,t} - 1) \gamma_i(N_{i,t-1} - 2h_{i,t} + 1).$$

Proof. Following the derivation provided above, we have for every $l \in \{2, \dots, N_{i,T-1}\}$:

$$\begin{aligned} \mu_i(T) &= \mu_i(l) + \sum_{j=l}^{T-1} \gamma_i(j) \\ &\leq \mu_i(l) + (T-l) \gamma_i(l-1) \end{aligned} \quad (13)$$

$$\leq \mu_i(l) + (T-l) \frac{\mu_i(l) - \mu_i(l-h_{i,t})}{h_{i,t}}, \quad (14)$$

where Equation (13) follows from Assumption 3.1, and Equation (14) is obtained from Lemma B.2. By averaging over the most recent $1 \leq h_{i,t} \leq \lfloor N_{i,t-1}/2 \rfloor$ pulls, we get:

$$\mu_i(T) \leq \frac{1}{h_{i,t}} \sum_{l=N_{i,t-1}-h_{i,t}+1}^{N_{i,t-1}} \left(\mu_i(l) + (T-l) \frac{\mu_i(l) - \mu_i(l-h_{i,t})}{h_{i,t}} \right) =: \tilde{\mu}_i^T(N_{i,t}).$$

For the bias bound, when $N_{i,t-1} \geq 2$, we retrieve:

$$\tilde{\mu}_i^T(N_{i,t}) - \mu_i(T) = \frac{1}{h_{i,t}} \sum_{l=N_{i,t-1}-h_{i,t}+1}^{N_{i,t-1}} \left(\mu_i(l) + (T-l) \frac{\mu_i(l) - \mu_i(l-h_{i,t})}{h_{i,t}} \right) - \mu_i(T) \quad (15)$$

$$\begin{aligned} &\leq \frac{1}{h_{i,t}} \sum_{l=N_{i,t-1}-h_{i,t}+1}^{N_{i,t-1}} (T-l) \frac{\mu_i(l) - \mu_i(l-h_{i,t})}{h_{i,t}} \\ &= \frac{1}{h_{i,t}} \sum_{l=N_{i,t-1}-h_{i,t}+1}^{N_{i,t-1}} (T-l) \frac{1}{h_{i,t}} \sum_{j=l-h_{i,t}}^{l-1} \gamma_j(l) \\ &\leq \frac{1}{h_{i,t}} \sum_{l=N_{i,t-1}-h_{i,t}+1}^{N_{i,t-1}} (T-l) \gamma_i(l-h_{i,t}) \end{aligned} \quad (16)$$

$$\leq \frac{1}{2} (2T - 2N_{i,t-1} + h_{i,t} - 1) \gamma_i(N_{i,t-1} - 2h_{i,t} + 1). \quad (17)$$

where Equation (15) follows from Assumption 3.1 applied as $\mu_i(l) \leq \mu_i(N_{i,t})$, Equation (16) follows from Assumption 3.1 and bounding $\frac{1}{h_{i,t}} \sum_{j=l-h_{i,t}}^{l-1} \gamma_j(l) \leq \gamma_i(l-h_{i,t})$, and Equation (17) is derived still from Assumption 3.1, $\gamma_i(l-h_{i,t}) \leq \gamma_i(N_{i,t-1} - 2h_{i,t} + 1)$ and computing the summation. \square

Lemma B.4. For every arm $i \in [K]$, every round $t \in [T]$, and window width $1 \leq h \leq \lfloor N_{i,t-1}/2 \rfloor$, let us define:

$$\begin{aligned} \check{\mu}_i^T(N_{i,t}) &:= \frac{1}{h_{i,t}} \sum_{l=N_{i,t-1}-h_{i,t}+1}^{N_{i,t-1}} \left(X_i(l) + (T-l) \frac{X_i(l) - X_i(l-h_{i,t})}{h_{i,t}} \right), \\ \check{\beta}_i^T(N_{i,t}) &= \sigma(T - N_{i,t-1} + h_{i,t} - 1) \sqrt{\frac{a}{h_{i,t}^3}}, \end{aligned}$$

where $X_i(l)$ denotes the reward collected from arm i when pulled for the l -th time. Otherwise, if $h_{i,t} = 0$, we set $\check{\mu}_i^T(t) := +\infty$ and $\check{\beta}_i^T(t) := +\infty$. Then, if the window size depends on the number of pulls only $h_{i,t} = h(N_{i,t-1})$, it holds

that:

$$\mathbb{P}(\forall t \in \llbracket T \rrbracket : |\check{\mu}_i^T(N_{i,t}) - \tilde{\mu}_i^T(N_{i,t})| > \check{\beta}_i^T(N_{i,t})) \leq 2T \exp\left(-\frac{a}{10}\right).$$

Proof. Before starting the proof, it is worth noting that under the event $\{h_{i,t} = 0\}$, it holds that $\check{\mu}_i^T(t) = \tilde{\mu}_i^T(t) = \check{\beta}_i^T(t) = +\infty$. Thus, under the convention that $\infty - \infty = 0$, then $0 > \check{\beta}_i^T(t)$ is not satisfied. For this reason, we need to perform our analysis under the event $\{h_{i,t} \geq 1\}$.

The first thing to do is to remove the dependence on the number of pulls that, in a generic time instant, represents a random variable. So, we can write:

$$\begin{aligned} \mathbb{P}(\forall t \in \llbracket T \rrbracket : |\check{\mu}_i^T(N_{i,t}) - \tilde{\mu}_i^T(N_{i,t})| > \check{\beta}_i^T(N_{i,t})) &\leq \mathbb{P}(\exists n \in \{0, \dots, T\} \text{ s.t. } h_{i,n} \geq 1 : |\check{\mu}_i^T(n) - \tilde{\mu}_i^T(n)| > \check{\beta}_i^T(n)) \\ &\leq \sum_{n \in \{0, \dots, T\} : h_{i,n} \geq 1} \mathbb{P}(|\check{\mu}_i^T(n) - \tilde{\mu}_i^T(n)| > \check{\beta}_i^T(n)), \end{aligned} \quad (18)$$

where Equation (18) follows from a union bound over the possible values of $N_{i,t}$.

Now that we have a fixed value of n , consider a generic time t in which arm i has been pulled. We will observe a reward x_t composed by the mean of the process $\mu_i(N_{i,t})$ plus some noise. The noise will be equal to $\eta_i(N_{i,t}) = x_t - \mu_i(N_{i,t})$, i.e., as the difference (not known) between the observed value for the arm i at time t and its real value at the same time. Let us rewrite the quantity to be bounded as follows for every n :

$$\begin{aligned} h_{i,n}(\check{\mu}_i^T(n) - \tilde{\mu}_i^T(n)) &= \sum_{l=n-h_{i,n}+1}^n \left(\eta_i(l) - (T-l) \cdot \frac{\eta_i(l) - \eta_i(l-h_{i,n})}{h_{i,n}} \right) \\ &= \sum_{l=n-h_{i,n}+1}^n \left(1 - \frac{T-l}{h_{i,n}} \right) \cdot \eta_i(l) - \sum_{l=n-h_{i,n}+1}^n \left(\frac{T-l}{h_{i,n}} \right) \cdot \eta_i(l-h_{i,n}). \end{aligned}$$

Here, notice that all the quantities $\eta_i(l)$ and $\eta_i(l-h_{i,n})$ are independent since the number of pulls l is fully determined by n and $h_{i,n}$, that now are non-random quantities.

Now, we apply the Azuma-Hoeffding's inequality of Lemma C.5 from Metelli et al. (2022) for weighted sums of subgaussian martingale difference sequences. To this purpose, we compute the sum of the square weights:

$$\begin{aligned} &\sum_{l=n-h_{i,n}+1}^n \left(1 - \frac{T-l}{h_{i,n}} \right)^2 + \sum_{l=n-h_{i,n}+1}^n \left(\frac{T-l}{h_{i,n}} \right)^2 \\ &\leq h_{i,n} \cdot \left(1 + \frac{T-n+h_{i,n}-1}{h_{i,n}} \right)^2 + h_{i,n} \cdot \left(\frac{T-n+h_{i,n}-1}{h_{i,n}} \right)^2 \\ &\leq \frac{5(T-n+h_{i,n}-1)}{h_{i,n}}. \end{aligned}$$

Given the previous argument, we have, for a fixed n :

$$\begin{aligned} \mathbb{P}(|\check{\mu}_i^T(n) - \tilde{\mu}_i^T(n)| \geq \check{\beta}_i^T(n)) &\leq \mathbb{P}\left(\left| \sum_{l=n-h_{i,n}+1}^n \left(1 - \frac{T-l}{h_{i,n}} \right) \eta_i(l) - \sum_{l=n-h_{i,n}+1}^n \left(\frac{T-l}{h_{i,n}} \right) \eta_i(l-h_{i,n}) \right| \geq h_{i,n} \check{\beta}_i^T(n) \right) \\ &\leq 2 \exp\left(-\frac{h_{i,n}^2 \check{\beta}_i^T(n)^2}{2\sigma^2 \left(\frac{5(T-n+h_{i,n}-1)}{h_{i,n}} \right)}\right) \\ &= 2 \exp\left(-\frac{a}{10}\right). \end{aligned}$$

By replacing the obtained result into Equation (18) we get:

$$\sum_{n \in \{0, \dots, T\} : h_{i,n} \geq 1} 2 \cdot \exp\left(-\frac{a}{10}\right)$$

$$\begin{aligned} &\leq \sum_{n=1}^t 2 \exp\left(-\frac{a}{10}\right) \\ &\leq 2T \exp\left(-\frac{a}{10}\right). \end{aligned} \quad (19)$$

□

Lemma B.5. For every arm $i \in \llbracket K \rrbracket$, every round $t \in \llbracket T \rrbracket$, and window width $1 \leq h_{i,t} \leq \lfloor N_{i,t-1}/2 \rfloor$, let us define:

$$\bar{\mu}_i(N_{i,t}) := \frac{1}{h_{i,t}} \sum_{l=N_{i,t-1}-h_{i,t}+1}^{N_{i,t-1}} \mu_i(l),$$

otherwise, if $h_{i,t} = 0$, we set $\bar{\mu}_i(N_{i,t}) := +\infty$. Then, $\bar{\mu}_i^T(N_{i,t}) \leq \mu_i(T)$ and, if $N_{i,t-1} \geq 2$, it holds that:

$$\mu_i(T) - \bar{\mu}_i(N_{i,t}) \leq \frac{1}{2}(2T - 2N_{i,t-1} + h_{i,t} - 1)\gamma_i(N_{i,t-1} - h_{i,t} + 1).$$

Proof. Following the derivation provided above, we have for every $l \in \{2, \dots, N_{i,T-1}\}$:

$$\mu_i(T) = \mu_i(l) + \sum_{j=l}^{T-1} \gamma_i(j) \geq \mu_i(l). \quad (20)$$

Thus, by averaging over the most recent $1 \leq h_{i,t} \leq \lfloor N_{i,t-1}/2 \rfloor$ pulls, we get:

$$\begin{aligned} \mu_i(T) &= \frac{1}{h_{i,t}} \sum_{l=N_{i,t-1}-h_{i,t}+1}^{N_{i,t-1}} \left(\mu_i(l) + \sum_{j=l}^{T-1} \gamma_i(j) \right) \\ &= \bar{\mu}_i(N_{i,t}) + \frac{1}{h_{i,t}} \sum_{l=N_{i,t-1}-h_{i,t}+1}^{N_{i,t-1}} \sum_{j=l}^{T-1} \gamma_i(j) \\ &\leq \bar{\mu}_i(N_{i,t}) + \frac{1}{h_{i,t}} \sum_{l=N_{i,t-1}-h_{i,t}+1}^{N_{i,t-1}} \sum_{j=l}^{T-1} \gamma_i(j) \\ &\leq \bar{\mu}_i(N_{i,t}) + \frac{1}{2}(2T - 2N_{i,t-1} + h_{i,t} - 1)\gamma_i(N_{i,t-1} - h_{i,t} + 1), \end{aligned}$$

where we used Assumption 3.1. □

Lemma B.6. For every arm $i \in \llbracket K \rrbracket$, every round $t \in \llbracket T \rrbracket$, and window width $1 \leq h \leq \lfloor N_{i,t-1}/2 \rfloor$, let us define:

$$\begin{aligned} \hat{\mu}_i^T(N_{i,t}) &:= \frac{1}{h_{i,t}} \sum_{l=N_{i,t-1}-h_{i,t}+1}^{N_{i,t-1}} X_i(l), \\ \hat{\beta}_i^T(N_{i,t}) &= \sigma \sqrt{\frac{a}{h_{i,t}}}, \end{aligned}$$

where $X_i(l)$ denotes the reward collected from arm i when pulled for the l -th time. Otherwise, if $h_{i,t} = 0$, we set $\hat{\mu}_i^T(t) := +\infty$ and $\hat{\beta}_i^T(t) := +\infty$. Then, if the window size depends on the number of pulls only $h_{i,t} = h(N_{i,t-1})$, it holds that:

$$\mathbb{P}\left(\forall t \in \llbracket T \rrbracket : |\hat{\mu}_i(N_{i,t}) - \bar{\mu}_i(N_{i,t})| > \hat{\beta}_i(N_{i,t})\right) \leq 2T \exp\left(-\frac{a}{2}\right).$$

Proof. Before starting the proof, it is worth noting that under the event $\{h_{i,t} = 0\}$, it holds that $\hat{\mu}_i^T(t) = \bar{\mu}_i^T(t) = \hat{\beta}_i^T(t) = +\infty$. Thus, under the convention that $\infty - \infty = 0$, then $0 > \hat{\beta}_i^T(t)$ is not satisfied. For this reason, we need to perform our analysis under the event $\{h_{i,t} \geq 1\}$.

The first thing to do is to remove the dependence on the number of pulls that, in a generic time instant, represents a random variable. So, we can write:

$$\mathbb{P}(\forall t \in \llbracket T \rrbracket : |\hat{\mu}_i(N_{i,t}) - \bar{\mu}_i(N_{i,t})| > \hat{\beta}_i(N_{i,t})) \leq \mathbb{P}\left(\exists n \in \{0, \dots, T\} \text{ s.t. } h_{i,n} \geq 1 : |\hat{\mu}_i(n) - \bar{\mu}_i(n)| > \hat{\beta}_i(n)\right)$$

$$\leq \sum_{n \in \{0, \dots, T\}: h_{i,n} \geq 1} \mathbb{P} \left(|\hat{\mu}_i(n) - \bar{\mu}_i(n)| > \hat{\beta}_i(n) \right), \quad (21)$$

where Equation (21) follows from a union bound over the possible values of $N_{i,t}$.

Now that we have a fixed value of n , consider a generic time t in which arm i has been pulled. We will observe a reward x_t composed by the mean of the process $\mu_i(N_{i,t})$ plus some noise. The noise will be equal to $\eta_i(N_{i,t}) = x_t - \mu_i(N_{i,t})$, i.e., as the difference (not known) between the observed value for the arm i at time t and its real value at the same time. Let us rewrite the quantity to be bounded as follows, for every n :

$$h_{i,n} (\hat{\mu}_i(n) - \bar{\mu}_i(n)) = \sum_{l=n-h_{i,n}+1}^n \eta_i(l).$$

Here we can note that all the quantities $\eta_i(l)$ and $\eta_i(l - h_{i,n})$ are independent since the number of pulls l is fully determined by n and $h_{i,n}$, that now are non-random quantities.

Now, we apply the Azuma-Hoeffding's inequality of Lemma C.5 from Metelli et al. (2022) for sums of subgaussian martingale difference sequences. For a fixed n , we have:

$$\begin{aligned} & \mathbb{P} \left(|\hat{\mu}_i(n) - \bar{\mu}_i(n)| \geq \hat{\beta}_i(n) \right) \\ & \leq \mathbb{P} \left(\left| \sum_{l=n-h_{i,n}+1}^n \eta_i(l) \right| \geq h_{i,n} \cdot \hat{\beta}_i^T(n) \right) \\ & \leq 2 \exp \left(- \frac{h_{i,n} \hat{\beta}_i^T(n)^2}{2\sigma^2} \right) \\ & = 2 \exp \left(- \frac{a}{2} \right). \end{aligned}$$

By replacing the obtained result into Equation (21) we get:

$$\begin{aligned} & \sum_{n \in \{0, \dots, T\}: h_{i,n} \geq 1} 2 \exp \left(- \frac{a}{2} \right) \\ & \leq \sum_{n=1}^t 2 \exp \left(- \frac{a}{2} \right) \\ & \leq 2T \exp \left(- \frac{a}{2} \right). \end{aligned} \quad (22)$$

□

Lemma 4.1 (Concentration of $\hat{\mu}_i$). *Under Assumption 3.1, for every $a > 0$, simultaneously for every arm $i \in \llbracket K \rrbracket$ and number of pulls $n \in \llbracket 0, T \rrbracket$, with probability at least $1 - 2TK e^{-a/2}$ it holds that:*

$$\hat{\beta}_i(n) - \hat{\zeta}_i(n) \leq \hat{\mu}_i(n) - \mu_i(n) \leq \hat{\beta}_i(n), \quad (3)$$

$$\text{where: } \hat{\beta}_i(n) := \sigma \sqrt{\frac{a}{h(n)}},$$

$$\hat{\zeta}_i(n) := 0.5(2T - n + h(n) - 1)\gamma_i(n - h(n) + 1).$$

Proof. The proof simply combines Lemmas B.5 and B.6 and a union bound over the arms. □

Lemma 4.2 (Concentration of $\check{\mu}_i$). *Under Assumption 3.1, for every $a > 0$, simultaneously for every arm $i \in \llbracket K \rrbracket$ and number of pulls $n \in \llbracket 0, T \rrbracket$, with probability at least $1 - 2TK e^{-a/10}$ it holds that:*

$$\check{\beta}_i^T(n) \leq \check{\mu}_i(n) - \mu_i(n) \leq \check{\beta}_i(n) + \check{\zeta}_i^T(n), \quad (5)$$

$$\text{where: } \check{\beta}_i^T(n) := \sigma(T - n + h(n) - 1) \sqrt{\frac{a}{h(n)}},$$

$$\check{\zeta}_i^T(n) := 0.5(2T - n + h(n) - 1)\gamma_i(n - 2h(n) + 1).$$

Proof. The proof simply combines Lemmas B.5 and B.4 and a union bound over the arms. \square

C. Proofs of Section 5

In this section, we provide the proofs we have omitted in the main paper for what concerns the theoretical results about R-UCBE. All the lemma below are assuming that the strategy we use for selecting the arm is R-UCBE.

Let us define the *good event* Ψ corresponding to the situation in which all (over the rounds and over the arms) the bounds $B_i^T(n)$ hold for the projection up to time T of the real reward expected value $\mu_i(n)$, formally:

$$\Psi := \{ \forall i \in [K], \forall t \in [T] : |\tilde{\mu}_i^T(t) - \check{\mu}_i^T(t)| < \check{\beta}_i^T(t) \},$$

where $\tilde{\mu}_i^T(t)$ is the deterministic counterpart of $\mu_i^T(t)$ considering the expected payoffs $\mu_i(\cdot)$ instead of the realizations, formally:

$$\tilde{\mu}_i^T(N_{i,t}) := \frac{1}{h_{i,t}} \sum_{l=N_{i,t-1}-h_{i,t}+1}^{N_{i,t-1}} \left(\mu_i(l) + (T-l) \frac{\mu_i(l) - \mu_i(l-h_{i,t})}{h_{i,t}} \right).$$

Lemma C.1. *Under Assumption 3.1 and assuming that the good event Ψ holds, the maximum number of pulls $N_{i,T}$ of a sub-optimal arm ($i \neq i^*$) performed by the R-UCBE is upper bounded by the maximum integer $y_i(a)$ which satisfies the following condition:*

$$T\gamma_i(\lfloor (1-2\varepsilon)y_i(a) \rfloor) + 2T\sigma \cdot \sqrt{\frac{a}{[\varepsilon y_i(a)]^3}} \geq \Delta_i(T).$$

Furthermore, under Assumption 3.1, $y_i(a)$ exists finite.

Proof. In what follows, we will use $\tilde{\mu}_i^T(N_{i,t-1})$ to bound the bias introduced by $\check{\mu}_i^T(N_{i,t-1})$ and, subsequently, to find a number of pulls such that the algorithm cannot suggest to pull a suboptimal arm. Using Lemma B.5, we have that $\forall i \in [K], \forall t \in [T]$ and when $1 \leq h_{i,t} \leq \lfloor 1/2 \cdot N_{i,t-1} \rfloor$ with $N_{i,t-1} \geq 2$, it holds that:

$$\tilde{\mu}_i^T(N_{i,t-1}) - \mu_i(T) \leq \frac{1}{2} \cdot (2T - 2N_{i,t-1} + h_{i,t} - 1) \cdot \gamma_i(N_{i,t-1} - 2h_{i,t} + 1). \quad (23)$$

Let us assume that, at round t , the R-UCBE algorithm pulls the arm $i \in [K]$ such that $i \neq i^*$. By construction, the algorithm chooses the arm with the largest upper confidence bound $B_i^T(N_{i,t-1})$. Thus, we have that $B_i^T(N_{i,t-1}) \geq B_{i^*}^T(N_{i^*,t-1})$. In what follows, we want to identify the minimum number of pulls such that this event no longer occurs, assuming that the good event Ψ holds. We have that, if we pull such an arm $i \neq i^*$, it holds:

$$\begin{aligned} B_i^T(N_{i,t-1}) &\geq B_{i^*}^T(N_{i^*,t-1}) \\ B_i^T(N_{i,t-1}) - B_{i^*}^T(N_{i^*,t-1}) &\geq 0 \\ \Delta_i(T) + B_i^T(N_{i,t-1}) - B_{i^*}^T(N_{i^*,t-1}) &\geq \Delta_i(T). \end{aligned}$$

Using the definition of $\Delta_i(T)$ in Equation (1) and the definition of the upper confidence bound $B_i^T(N_{i,t-1})$ in Equation (6) for i and i^* , we have:

$$\mu_{i^*}(T) - \mu_i(T) + \tilde{\mu}_i^T(N_{i,t-1}) + \check{\beta}_i^T(N_{i,t-1}) - \check{\mu}_{i^*}^T(N_{i^*,t-1}) - \check{\beta}_{i^*}^T(N_{i^*,t-1}) \geq \Delta_i(T).$$

Given Assumption 3.1 we have that $\mu_{i^*}(T) \leq \tilde{\mu}_{i^*}^T(N_{i^*,t-1})$, and, therefore, we have:

$$\tilde{\mu}_{i^*}^T(N_{i^*,t-1}) - \mu_i(T) + \tilde{\mu}_i^T(N_{i,t-1}) + \check{\beta}_i^T(N_{i,t-1}) - \check{\mu}_{i^*}^T(N_{i^*,t-1}) - \check{\beta}_{i^*}^T(N_{i^*,t-1}) \geq \Delta_i(T),$$

and, since under the good event Ψ , it holds that $\tilde{\mu}_{i^*}^T(N_{i^*,t-1}) - \check{\mu}_{i^*}^T(N_{i^*,t-1}) - \check{\beta}_{i^*}^T(N_{i^*,t-1}) < 0$, we have:

$$\begin{aligned} -\mu_i(T) + \tilde{\mu}_i^T(N_{i,t-1}) + \check{\beta}_i^T(N_{i,t-1}) &\geq \Delta_i(T) \\ -\mu_i(T) + \check{\beta}_i^T(N_{i,t-1}) + \tilde{\mu}_i^T(N_{i,t-1}) + \underbrace{\tilde{\mu}_i^T(N_{i,t-1}) - \check{\mu}_i^T(N_{i,t-1})}_{(\mathcal{D})} &\geq \Delta_i(T), \end{aligned}$$

where we added and subtracted $\check{\mu}_i^T(N_{i,t-1})$ in the last equation. Under the good event Ψ , we can upper bound $|(\mathcal{D})| = |\tilde{\mu}_i^T(N_{i,t-1}) - \check{\mu}_i^T(N_{i,t-1})| < \check{\beta}_i^T(N_{i,t-1})$:

$$\tilde{\mu}_i^T(N_{i,t-1}) - \mu_i(T) + 2\check{\beta}_i^T(N_{i,t-1}) \geq \Delta_i(T).$$

Using Equation (23), and substituting the definition of $\tilde{\beta}_i^T(N_{i,t-1})$ provided in Equation (7), we have:

$$\begin{aligned} \frac{1}{2} \underbrace{(2T - 2N_{i,t-1} + h_{i,t} - 1)}_{\leq 2T} \cdot \gamma_i(N_{i,t-1} - 2h_{i,t} + 1) + 2\sigma \cdot \underbrace{(T - N_{i,t-1} + h_{i,t} - 1)}_{\leq T} \cdot \sqrt{\frac{a}{h_{i,t}^3}} &\geq \Delta_i(T) \\ \underbrace{T \cdot \gamma_i(\lfloor (1 - 2\varepsilon)N_{i,t} \rfloor)}_{(\mathcal{A})} + \underbrace{2\sigma T \sqrt{\frac{a}{[\varepsilon N_{i,t}]^3}}}_{(\mathcal{B})} &\geq \Delta_i(T). \end{aligned} \quad (24)$$

where we used the definition of $h_{i,t} := \varepsilon N_{i,t}$ and the fact that $N_{i,t-1} = N_{i,t} - 1$ since at time t the algorithm pulls the i -th arm.

We observe that $\lim_{N_{i,t} \rightarrow +\infty} (\mathcal{A}) = 0$ under Assumption 3.1 and $\lim_{N_{i,t} \rightarrow +\infty} (\mathcal{B}) = 0$. Moreover, both (\mathcal{A}) and (\mathcal{B}) are monotonically decreasing functions of $N_{i,t}$. Therefore, there exists a maximum integer $N_{i,t}$ (not necessarily smaller than T) for which the inequality in Equation 24 holds. This concludes the proof. \square

Theorem 5.1. *Under Assumption 3.1 and for $a \in [0, a^*]$ the error probability of R-UCBE is bounded by:*

$$e_T(\text{R-UCBE}) \leq 2TK \exp\left(-\frac{a}{10}\right), \quad (8)$$

where a^* is the largest value (if it exists) of $a > 0$ satisfying:

$$T - \sum_{i \neq i^*} y_i(a) \geq 1, \quad (9)$$

where for every $i \in \llbracket K \rrbracket$, $y_i(a)$ is the largest integer for which it holds:

$$\underbrace{T\gamma_i(\lfloor (1 - 2\varepsilon)y \rfloor)}_{(\mathcal{A})} + \underbrace{2T\sigma \sqrt{\frac{a}{[\varepsilon y]^3}}}_{(\mathcal{B})} \geq \Delta_i(T). \quad (10)$$

Proof. From the definition of the error probability, we have:

$$e_T(\text{R-UCBE}) = \mathbb{P}(\hat{I}^* \neq i^*) = \mathbb{P}(I_{T+1} \neq i^*). \quad (25)$$

Therefore, we need to evaluate the probability that the R-UCBE algorithm would pull a suboptimal arm in the $T + 1$ round. Given that Assumption 3.1 and that each suboptimal arms have been pulled a number of times $N_{i,T}$ at the end of the time budget T , under the good event Ψ , we are guaranteed to recommend the optimal arm if:

$$T - \sum_{i \neq i^*} N_{i,T} \geq 1. \quad (26)$$

If Equation (26) holds, a suboptimal arm can be selected by R-UCBE for the next round $T + 1$ only if the good event Ψ does not hold $e_T(\text{R-UCBE}) = \mathbb{P}(\Psi^c)$, where we denote with Ψ^c the complementary of event Ψ . This probability is upper bounded by Lemma B.6 as:

$$e_T(\text{R-UCBE}) = \mathbb{P}(\Psi^c) \leq 2TK \exp\left(-\frac{a}{10}\right).$$

We now derive a condition for a in order to make Equation (26) hold. Thanks to Lemma C.1 we know that $N_{i,T} \leq y_i(a)$ where $y_i(a)$ is the maximum integer such that:

$$T\gamma_i(\lfloor (1 - 2\varepsilon)y_i(a) \rfloor) + 2T\sigma \sqrt{\frac{a}{[\varepsilon y_i(a)]^3}} \geq \Delta_i(T).$$

From this condition, we observe that $y_i(a)$ is an increasing function of a . Therefore, we can select a in the interval $[0, a^*]$, where a^* is the maximum value of a such that:

$$T - \sum_{i \neq i^*} y_i(a) \geq 1. \quad (27)$$

Note that, we are not guaranteed that such a value of $a^* > 0$ exists. \square

Corollary 5.2. *Under Assumptions 3.1 and 3.2 it holds that:*

$$e_T(\text{R-UCBE}) \leq 2TK \exp\left(-\frac{a}{10}\right),$$

where:

- if $\beta \in (1, 3/2)$ and $\frac{(T-(K-1))^{\beta-1}}{(H_1^{1/\beta}(T))^\beta} - (1-2\varepsilon)^{-\beta} \geq 0$, we have $a \in [0, a^*]$ with:

$$a^* = \frac{\epsilon^3}{4\sigma^2} \left(\frac{(T-(K-1))^{\beta-1}}{(H_1^{1/\beta}(T))^\beta} - (1-2\varepsilon)^{-\beta} \right)^2$$

- if $\beta \in [3/2, +\infty)$ and $\frac{(T-(K-1))^{1/2}}{(H_1^{2/3}(T))^{3/2}} - (1-2\varepsilon)^{-\beta} \geq 0$, we have $a \in [0, a^*]$ with:

$$a^* = \frac{\epsilon^3}{4\sigma^2} \left(\frac{(T-(K-1))^{1/2}}{(H_1^{2/3}(T))^{3/2}} - (1-2\varepsilon)^{-\beta} \right)^2$$

and $H_1^\eta(T) := \sum_{i \neq i^*} \frac{1}{\Delta_i^\eta(T)}$ for $\eta \geq 1$.

Proof. We recall that Assumption 3.2 states that all the increment functions $\gamma_i(n)$ are such that $\gamma_i(n) \leq n^{-\beta}$. We use such a fact to provide an explicit solution for the optimal value of a^* . From Theorem 5.1 and using the fact that $\gamma_i(n) \leq n^{-\beta}$, we have that Equation (10) becomes:

$$\frac{T}{[(1-2\varepsilon)y]^\beta} + \frac{2tT\sigma a^{\frac{1}{2}}}{[\epsilon y]^{\frac{3}{2}}} \geq \Delta_i(T). \quad (28)$$

Or, more restrictively:

$$\frac{T(1-2\varepsilon)^{-\beta}}{(y-1)^\beta} + \frac{2T\sigma\varepsilon^{-\frac{3}{2}}a^{\frac{1}{2}}}{(y-1)^{\frac{3}{2}}} \geq \Delta_i(T). \quad (29)$$

Let us solve Equation (28) by analysing separately the two cases in which one of the two terms in the l.h.s. of such equation become prevalent.

Case 1: $\beta \in [\frac{3}{2}, \infty)$ In this branch, we can upper bound the left-side part of the inequality in Equation (28) by:

$$\frac{T(1-2\varepsilon)^{-\beta}}{(y-1)^{\frac{3}{2}}} + \frac{2T\sigma\varepsilon^{-\frac{3}{2}}a^{\frac{1}{2}}}{(y-1)^{\frac{3}{2}}} \geq \Delta_i(T).$$

Thus, we can derive:

$$y_i(a) \leq 1 + \left(\frac{T(1-2\varepsilon)^{-\beta} + 2T\sigma\varepsilon^{-\frac{3}{2}}a^{\frac{1}{2}}}{\Delta_i(T)} \right)^{\frac{2}{3}}. \quad (30)$$

Using the above value in Equation 27, provides:

$$\begin{aligned} T - \sum_{i \neq i^*} y_i(a) &> 0 \\ T - (K-1) - \left(T(1-2\varepsilon)^{-\beta} + 2T\sigma\varepsilon^{-\frac{3}{2}}a^{\frac{1}{2}} \right)^{\frac{2}{3}} \sum_{i \neq i^*} \frac{1}{\Delta_i(T)^{\frac{2}{3}}} &> 0 \\ T - (K-1) - \left(T(1-2\varepsilon)^{-\beta} + 2T\sigma\varepsilon^{-\frac{3}{2}}a^{\frac{1}{2}} \right)^{\frac{2}{3}} H_1^{\frac{2}{3}}(T) &> 0 \\ a &< \frac{\left(\frac{(T-(K-1))^{\frac{1}{2}}}{(H_1^{\frac{2}{3}}(T))^{\frac{3}{2}}} - (1-2\varepsilon)^{-\beta} \right)^2}{4\sigma^2\varepsilon^{-3}}, \end{aligned}$$

under the assumption that $\frac{(T-(K-1))^{\frac{1}{2}}}{(H_1^{\frac{2}{3}}(T))^{\frac{3}{2}}} - (1-2\varepsilon)^{-\beta} \geq 0$.

Case 2: $\beta \in (1, \frac{3}{2})$ In this case, we have:

$$\frac{T(1-2\varepsilon)^{-\beta}}{(y-1)^\beta} + \frac{2T\sigma\varepsilon^{-\frac{3}{2}}a^{\frac{1}{2}}}{(y-1)^\beta} \geq \Delta_i(T),$$

the value for the number of pulls is:

$$y_i(a) \leq 1 + \left(\frac{T(1-2\varepsilon)^{-\beta} + 2T\sigma\varepsilon^{-\frac{3}{2}}a^{\frac{1}{2}}}{\Delta_i(T)} \right)^{\frac{1}{\beta}}. \quad (31)$$

and the value for a^* becomes:

$$\begin{aligned} T - \sum_{i \neq i^*} N_{i,T} &> 0 \\ T - (K-1) - \left(T(1-2\varepsilon)^{-\beta} + 2T\sigma\varepsilon^{-\frac{3}{2}}a^{\frac{1}{2}} \right)^{\frac{1}{\beta}} \sum_{i \neq i^*} \frac{1}{\Delta_i(T)^{\frac{1}{\beta}}} &> 0 \\ T - (K-1) - \left(T(1-2\varepsilon)^{-\beta} + 2T\sigma\varepsilon^{-\frac{3}{2}}a^{\frac{1}{2}} \right)^{\frac{1}{\beta}} H_1^\beta(T) &> 0 \\ a &< \frac{\left(\frac{(T-(K-1))^{\beta-1}}{(H_1^\beta(T))^\beta} - (1-2\varepsilon)^{-\beta} \right)^2}{4\sigma^2\varepsilon^{-3}}, \end{aligned}$$

under the assumption that $\frac{(T-(K-1))^{\beta-1}}{(H_1^\beta(T))^\beta} - (1-2\varepsilon)^{-\beta} \geq 0$.

□

D. Proofs of Section 6

In this section, we provide the proofs we have omitted in the main paper for what concerns the theoretical results about R-SR. We recall that with slight abuse of notation, as done in Section 6.1, we denote with $\Delta_{(i)}(T)$ the i^{th} gap rearranged in increasing order, i.e., we have $\Delta_{(i)}(T) \leq \Delta_{(j)}(T), \forall i < j$.

Lemma D.1. *For every arm $i \in \llbracket K \rrbracket$ and every round $t \in \llbracket T \rrbracket$, let us define:*

$$\bar{\mu}_i(t) = \frac{1}{h_{i,t}} \sum_{l=N_{i,t-1}-h_{i,t}+1}^{N_{i,t-1}} \mu_i(l),$$

if $N_{i,t} \geq 2$, then $\mu_i(t) \geq \bar{\mu}_i(t)$, and if $h_{i,t} \leq N_{i,t}/2$, it holds that:

$$\mu_i(T) - \bar{\mu}_i(N_{i,t}) \leq T\gamma_i(\lfloor N_{i,t}/2 \rfloor).$$

Proof. The proof follows trivially from Lemma B.3. □

Lemma D.2 (Lower Bound for the Time Budget). *Under Assumptions 3.1 and 3.2, the R-SR algorithm is s.t. the minimum value for the horizon T ensuring that $\forall j \in \llbracket K-1 \rrbracket$ and $\forall i \in \llbracket K \rrbracket$:*

$$T\gamma_i(N_j-1) \leq \frac{\Delta_{(K+1-j)}(T)}{2},$$

is:

$$T \geq C(\beta)\tilde{H}_\beta(T), \quad (32)$$

where:

$$C(\beta) = 2^{-\frac{1}{1-\beta}} \overline{\log}(K)^{-\frac{\beta}{1-\beta}},$$

and:

$$\tilde{H}_\beta(T) = \max_{i \in \llbracket K \rrbracket} \left\{ i^{\frac{\beta}{\beta-1}} \Delta_{(i)}^{-\frac{1}{\beta-1}}(T) \right\}.$$

Proof. First, using Assumption 3.2, we derive an upper bound on the bias between $\mu_i(T)$ and $\bar{\mu}_i(N_j)$ (r.h.s. of Equation (3.1)), where N_j is a generic time corresponding to the end of a phase of the R-SR algorithm:

$$T\gamma_i(\lfloor N_j/2 \rfloor) \leq T\lfloor N_j/2 \rfloor^{-\beta}.$$

Substituting the definition of N_j into the above equation, we get:

$$\lfloor N_j/2 \rfloor^{-\beta} \leq T \cdot \left(\frac{1}{\overline{\log}(K)} \cdot \frac{T-K}{K+1-j} - 1 \right)^{-\beta} \quad (33)$$

$$\leq T \cdot \left(\frac{1}{\overline{\log}(K)} \cdot \frac{T}{K+1-j} - 1 \right)^{-\beta} \quad (34)$$

$$\leq T \cdot \left(\frac{T}{\overline{\log}(K) \cdot (K+1-j)} \right)^{-\beta}. \quad (35)$$

Requiring that, for a generic N_j , the maximum possible bias is lower than a fraction of the suboptimality gap of arm $K+1-j$:

$$\begin{aligned} T \lfloor N_j/2 \rfloor^{-\beta} &\leq \frac{\Delta_{(K+1-j)}(T)}{2} \\ T \left(\frac{T}{2\overline{\log}(K) \cdot (K+1-j)} \right)^{-\beta} &\leq \frac{\Delta_{(K+1-j)}(T)}{2} \\ T^{1-\beta} &\leq \frac{\Delta_{(K+1-j)}(T)}{2^{1+\beta} \cdot (\overline{\log}(K) \cdot (K+1-j))^\beta} \\ T &\geq \frac{\Delta_{(K+1-j)}^{\frac{1}{1-\beta}}(T)}{2^{\frac{1+\beta}{1-\beta}} \cdot (\overline{\log}(K) \cdot (K+1-j))^{\frac{\beta}{1-\beta}}}. \end{aligned}$$

Requiring that the above condition holds for all the phases $j \in \llbracket K-1 \rrbracket$ we have:

$$T \geq \max_{j \in \llbracket K-1 \rrbracket} \left\{ \frac{\Delta_{(K+1-j)}^{\frac{1}{1-\beta}}(T)}{2^{\frac{1+\beta}{1-\beta}} \cdot (\overline{\log}(K) \cdot (K+1-j))^{\frac{\beta}{1-\beta}}} \right\}.$$

Defining $C(\beta) := 2^{-\frac{1+\beta}{1-\beta}} \overline{\log}(K)^{-\frac{\beta}{1-\beta}}$ and $\Psi_\beta(T) := \max_{i \in \llbracket K \rrbracket} \left\{ i^{\frac{\beta}{\beta-1}} \Delta_{(i)}^{-\frac{1}{\beta-1}}(T) \right\}$, we can then rewrite the above constraint on T as:

$$\begin{aligned} T &\geq C(\beta) \max_{j \in \llbracket K-1 \rrbracket} \left\{ \left(\frac{\Delta_{(K+1-j)}(T)}{(K+1-j)^\beta} \right)^{\frac{1}{1-\beta}} \right\} \\ T &\geq C(\beta) \cdot \max_{j \in \llbracket K-1 \rrbracket} \left\{ \left((K+1-j)^\beta \Delta_{(K+1-j)}^{-1}(T) \right)^{\frac{1}{\beta-1}} \right\} \\ T &\geq C(\beta) \Psi_\beta(T). \end{aligned}$$

□

Theorem 6.1. Under Assumptions 3.1 and 3.2, considering a time budget T satisfying:

$$T \geq C(\beta) \Psi_\beta(T), \quad (12)$$

where $C(\beta) := 2^{-\frac{1+\beta}{1-\beta}} \overline{\log}(K)^{-\frac{\beta}{1-\beta}}$, and $\Psi_\beta(T) = \max_{i \in \llbracket K \rrbracket} \left\{ i^{\frac{\beta}{\beta-1}} \Delta_{(i)}^{-\frac{1}{\beta-1}}(T) \right\}$, the error probability of R-SR is bounded by:

$$e_{T(R-SR)} \leq \frac{K(K-1)}{2} \exp \left(-\frac{\varepsilon}{8\sigma^2} \frac{T-K}{\overline{\log}(K) H_2(T)} \right),$$

where $H_2(T) := \max_{i \in \llbracket K \rrbracket} i \Delta_{(i)}^{-2}(T)$.

Proof. The R-SR algorithm makes an error when at the end of a phase j the optimal arm has a pessimistic estimator $\hat{\mu}_1(N_j)$ is smallest among the arms, formally:

$$e_{T(R-SR)} \leq \mathbb{P}(\exists j \in \llbracket K \rrbracket \text{ s.t. } \hat{\mu}_{(1)}(N_j) < \hat{\mu}_{(i)}(N_j) \forall i \in \llbracket 2, j \rrbracket)$$

$$\begin{aligned}
 &\leq \sum_{j=1}^{K-1} \mathbb{P}(\hat{\mu}_{(1)}(N_j) < \hat{\mu}_{(i)}(N_j) \forall i \llbracket 2, j \rrbracket) \\
 &\leq \sum_{j=1}^{K-1} \sum_{i=K+1-j}^K \mathbb{P}(\hat{\mu}_{(1)}(N_j) \leq \hat{\mu}_{(i)}(N_j)),
 \end{aligned}$$

where we use a union bound over the phases and over the arms still in the available arm set \mathcal{X}_{j-1} in each phase. Let us focus on $\mathbb{P}(\hat{\mu}_{(1)}(N_j) \leq \hat{\mu}_{(i)}(N_j))$. We have that the optimal arm has a smaller pessimistic estimator than the i^{th} one when:

$$\hat{\mu}_{(i)}(N_j) \geq \hat{\mu}_{(1)}(N_j) \quad (36)$$

$$\hat{\mu}_{(i)}(N_j) - \hat{\mu}_{(1)}(N_j) \geq 0 \quad (37)$$

$$\mu_{(1)}(T) - \hat{\mu}_{(1)}(N_j) + \hat{\mu}_{(i)}(N_j) - \mu_{(i)}(T) \geq \Delta_{(i)}(T) \quad (38)$$

$$\underbrace{\mu_{(1)}(T) - \bar{\mu}_{(1)}(N_j)}_{\leq T \cdot \gamma_{(1)}(N_j-1)} - \hat{\mu}_{(1)}(N_j) + \bar{\mu}_{(1)}(N_j) + \hat{\mu}_{(i)}(N_j) \underbrace{- \mu_{(i)}(T)}_{\leq -\bar{\mu}_{(i)}(N_j)} \geq \Delta_{(i)}(T) \quad (39)$$

$$-\hat{\mu}_{(1)}(N_j) + \bar{\mu}_{(1)}(N_j) + \hat{\mu}_{(i)}(N_j) - \bar{\mu}_{(i)}(N_j) \geq \Delta_{(i)}(T) - T \cdot \gamma_{(1)}(N_j - 1) \quad (40)$$

where we added $\pm \Delta_{(i)}(T)$ to derive Equation (38), and added $\pm \bar{\mu}_{(1)}(N_j)$ to derive Equation (39), we used the results in Lemma D.1 and from the fact that the reward function is increasing. Since we are with a time budget T satisfying Theorem D.2, we have that:

$$T \gamma_{(1)}(N_j - 1) \leq \frac{\Delta_{(i)}(T)}{2}. \quad (41)$$

Substituting into Equation (40) the above, we have:

$$-\hat{\mu}_{(1)}(N_j) + \bar{\mu}_{(1)}(N_j) + \hat{\mu}_{(i)}(N_j) - \bar{\mu}_{(i)}(N_j) \geq \frac{\Delta_{(i)}(T)}{2},$$

and the error probability becomes:

$$e_{T(\text{R-SR})} \leq \sum_{j=1}^{K-1} \sum_{i=K+1-j}^K \mathbb{P}\left(-\hat{\mu}_{(1)}(N_j) + \bar{\mu}_{(1)}(N_j) + \hat{\mu}_{(i)}(N_j) - \bar{\mu}_{(i)}(N_j) \geq \frac{\Delta_{(i)}(T)}{2}\right).$$

For the previous argumentation, we apply the Azuma-Hoeffding's inequality to the latter probability:

$$\begin{aligned}
 e_{T(\text{R-SR})} &\leq \sum_{j=1}^{K-1} \sum_{i=K+1-j}^K \exp\left(-\frac{\varepsilon N_j \left(\frac{\Delta_{(i)}(T)}{2}\right)^2}{2\sigma^2}\right) \\
 &\leq \sum_{j=1}^{K-1} j \exp\left(-\frac{\varepsilon N_j \Delta_{(K+1-j)}^2}{8\sigma^2}\right).
 \end{aligned}$$

Now, given that:

$$\begin{aligned}
 \frac{\varepsilon N_j}{8\sigma^2} \Delta_{(K+1-j)}^2 &\geq \frac{\varepsilon}{8\sigma^2} \frac{T-K}{\log(K)(K+1-j)\Delta_{(K+1-j)}^{-2}} \\
 &\geq \frac{\varepsilon}{8\sigma^2} \frac{T-K}{\log(K)\tilde{H}_2},
 \end{aligned}$$

we finally derive the following:

$$e_{T(\text{R-SR})} \leq \frac{K(K-1)}{2} \exp\left(-\frac{\varepsilon}{8\sigma^2} \frac{T-K}{\log(K)\tilde{H}_2}\right),$$

which concludes the proof. \square

	b	c	ψ
Arm 1	37	1	1
Arm 2	10	0.88	1
Arm 3	1	0.78	1
Arm 4	10	0.7	1
Arm 5	20	0.5	1

Table 2. Numerical values of the parameters characterizing the functions for the synthetically generated setting.

E. Experimental Details

In this section, we provide all the details about the presented experiments.

The payoff functions characterizing the arms shown in Figure 2 belong to the family:

$$F = \left\{ f(x) = c \left(1 - \frac{b}{(b^{1/\psi} + x)^\psi} \right) \right\},$$

where $c, \psi \in (0, 1]$ and $b \in [0, +\infty)$. Note that, by construction, all the functions laying in F satisfy the Assumptions 3.1 and 3.2. In particular, the largest value of β satisfying Assumption 3.2, for the setting presented in Section 7.1, is $\beta = 1.3$. In Table 2, we report the value of the parameters characterizing the function employed in the the synthetically generated setting presented in the main paper.

E.1. Parameters Values for the Algorithms

This section provides a detailed view of the parameter values we employed in the presented experiments. More specifically, the parameters, which may still depend on the time budget T and on the number of arms K , are set as follows:

- UCB-E: for the exploration parameter a , we used the optimal value, i.e., the one that minimizes the upper bound of the error probability, as prescribed in Audibert et al. (2010), formally:

$$a = \frac{25(T - K)}{36H_1},$$

where $H_1 = \sum_{i=1}^K \frac{1}{\Delta_i^2}$;

- R-UCBE: we used the value prescribed by Theorem 5.2 where we set the value $\beta = 1.3$ for the experiment in the Section 7.1 and $\beta = 1.5$ for the experiment in the Section 7.2;
- ETC and Rest-Sure: we set $\rho = 0.8$ and $U = 1$ as suggested by Cella et al. (2021).

E.2. Running Time

The code used for the results provided in this section has been run on an Intel(R) I7 9750H @ 2.6GHz CPU with 16 GB of LPDDR4 system memory. The operating system was MacOS 13.1, and the experiments were run on Python 3.10. 100 runs of R-UCBE over a time budget of $T = 3200$ takes ≈ 0.067 seconds to run (on average), while a run of R-SR takes ≈ 0.06 seconds (on average).

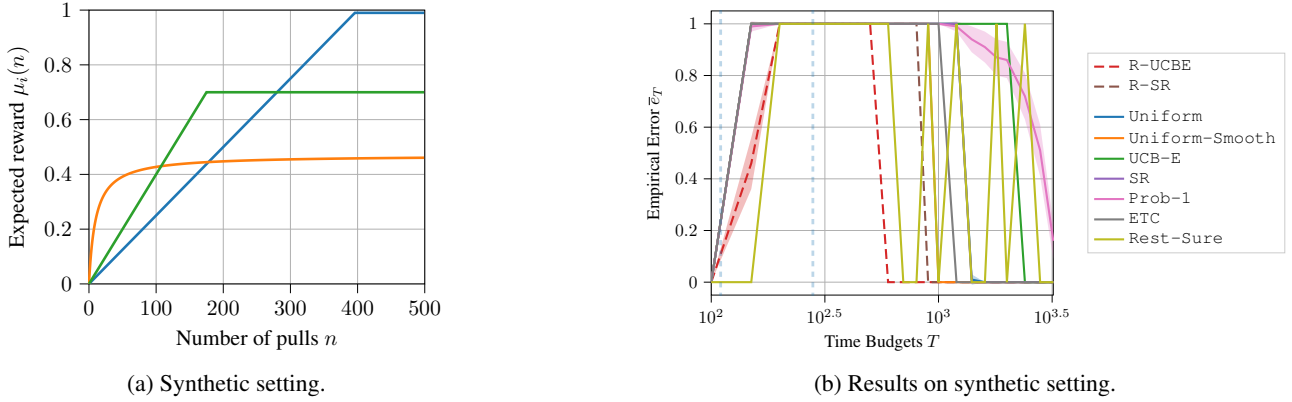


Figure 6. Challenging scenario in which the arm reward increment rate changes abruptly.

F. Additional Experimental Results

In this section, we present additional results in terms of empirical error \bar{e}_T of R-UCBE, R-SR, and the other baselines presented in Section 7.

F.1. Challenging scenario

Here we test the algorithms on a challenging scenario in which we consider $K = 3$ arms whose increment changes *abruptly*. The setting is presented in Figure 6a.

The results corresponding to such a setting are presented in Figure 6b. In this case, the last time the optimal arm does not change anymore is $T = 400$. Similarly to the synthetic setting presented in the main paper, we have two different behaviours for time budgets $T < 400$ and $T > 400$. For short time budgets, the algorithm providing the best performance is Rest-Sure, and the second best is R-UCBE. Conversely, for time budgets $T > 550$ R-UCBE provides a correct suggestion in most of the cases providing an error $\bar{e}(\text{R-UCBE}) < 0.01$. Instead, Rest-Sure is not consistently providing reliable suggestions. This is allegedly due to the fact that such an algorithm has been designed to work in less general settings than the one we are tackling. Even in this case, the R-SR starts providing a small value for the error probability after R-UCBE does, at $T \approx 1000$. However, it is still better behaving than the other baseline algorithms.

Note that Rest-Sure has a peculiar behaviour. Indeed, it seems that even for large values of the time budget, it does not consistently suggest the optimal arm (i.e., the error probability does not go to zero). This is likely due to the nature of the parametric shape enforced by the algorithm, which may result in unpredictable behaviors when it does not reflect the nature of the real reward functions.

F.2. Sensitivity Analysis on the Noise Variance

In what follows, we report the analysis of the robustness of the analysed algorithms as noise standard deviation σ changes in the collected samples.

The results are provided in Figure 7. Let us focus on the performances of the R-UCBE algorithm. For small values of the standard deviation ($\sigma < 0.01$), we have the same behavior in terms of error probability, i.e., a progressive degradation of the performances for time budget $T = 150$. Indeed, at this time budget, the expected rewards of 3 arms are close to each other, and determining the optimal arm is a challenging problem. However, the performances are better or equal to all the other algorithms even at this point. Conversely, for values of the standard deviation $\sigma \geq 0.05$, the performance of R-UCBE starts to degrade, with behaviour for $\sigma = 0.5$ which is constant w.r.t. the chosen time budget with a value of $e_T(\text{R-UCBE}) = 0.8$. This suggests that such an algorithm suffers in the case the stochasticity of the problem is significant.

Let us focus on R-SR. This algorithm does not change its performances w.r.t. changes in terms of σ . Indeed, only for $\sigma = 0.5$, we have that it does not provide an error probability close to zero for time budget $T > 1000$. However, excluding R-UCBE, we have that the R-SR algorithm is the best/close to the best performing algorithm. This is also true in the case of $\sigma = 0.5$, in which the R-UCBE fails in providing a reliable recommendation for the optimal arm with a large probability.

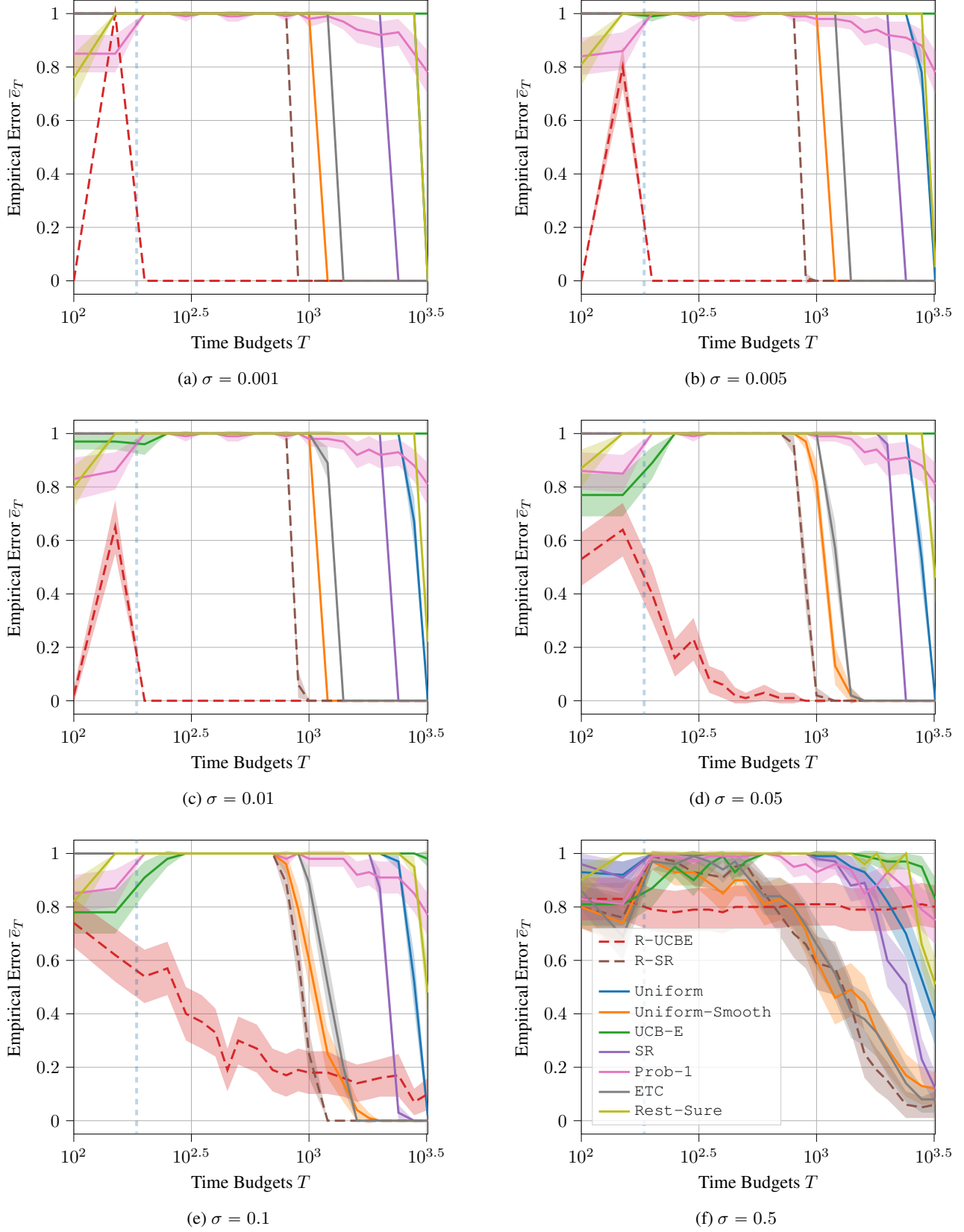


Figure 7. Empirical error probability for the synthetically generated setting, with different values of the noise standard deviation σ .