

Silent Vulnerable Dependency Alert Prediction with Vulnerability Key Aspect Explanation

Jiamou Sun*, Zhenchang Xing*[†], Qinghua Lu*, Xiwei Xu*, Liming Zhu*[‡], Thong Hoang*, Dehai Zhao[†]

*Data61, Eveleigh, CSIRO, Sydney, Australia

[†]Research School of Computer Science, CECS, Australian National University, Canberra, Australia

[‡]School of Computer Science, University of New South Wales, Sydney, Australia

{Frank.Sun, Qinghua.Lu, Xiwei.Xu, Liming.Zhu, James.Hoang}@data61.csiro.au

{Zhenchang.Xing, Dehai.Zhao}@anu.edu.au

Abstract—Due to convenience, open-source software is widely used. For beneficial reasons, open-source maintainers often fix the vulnerabilities silently, exposing their users unaware of the updates to threats. Previous works all focus on black-box binary detection of the silent dependency alerts that suffer from high false-positive rates. Open-source software users need to analyze and explain AI prediction themselves. Explainable AI becomes remarkable as a complementary of black-box AI models, providing details in various forms to explain AI decisions. Noticing there is still no technique that can discover silent dependency alert on time, in this work, we propose a framework using an encoder-decoder model with a binary detector to provide explainable silent dependency alert prediction. Our model generates 4 types of vulnerability key aspects including vulnerability type, root cause, attack vector, and impact to enhance the trustworthiness and users’ acceptance to alert prediction. By experiments with several models and inputs, we confirm CodeBERT with both commit messages and code changes achieves the best results. Our user study shows that explainable alert predictions can help users find silent dependency alert more easily than black-box predictions. To the best of our knowledge, this is the first research work on the application of Explainable AI in silent dependency alert prediction, which opens the door of the related domains.

I. INTRODUCTION

Open-source software (OSS) has been widely used in software supply chain of commercial/non-commercial products. Meanwhile, open-source software vulnerabilities have been widely spread, causing notable damage in the past [1], [2]. For example, SolarWinds vulnerability of supply chain led to huge damage to the governments and organizations including U.S. and UK governments and Microsoft in 2020 [3]; one year later, Log4Shell, a vulnerability of Apache Log4j that is widely applied in downstream software, affected millions of facilities related to organizations including Amazon, Cloudflare and Tencent, causing apocalyptic disasters [4], [5]. Therefore, it is an urgent demand for downstream OSS users to note and patch vulnerabilities in upstream OSS in time.

With sheer amounts of OSS libraries, manually finding vulnerability patching updates of dependent software is impossible, so usually, industries rely on public vulnerability advisories to detect vulnerability patching updates. Public vulnerability advisory is a dictionary offering unique Common Vulnerabilities and Exposures (CVE) ids to each publicly disclosed vulnerability. National Vulnerability Databases (NVD) and MITRE are two of the most popular public advisories that accept and review vulnerability submission. As illustrated

in Fig. 1(a), besides CVE id, they also disclose CVE descriptions recording vulnerability-related information, such as vulnerability types, root causes, attack vectors, impacts, and patching information [6], [7], which provides understandable explanation. Such information can be used to notify OSS users of the vulnerability characteristics and the releases of software patches. GitHub Advisory Database [8] is another vulnerability advisory focusing on vulnerabilities of OSS projects in GitHub. Like NVD, GitHub Advisory Database also records vulnerability characteristics for detailed reviewing. In addition, GitHub Advisory Database records patching commits with each vulnerability entry. Through GitHub app Dependabot [9], the recorded patching commits can be used for automatic alerts of vulnerable software dependency.

Although being widely used, public vulnerability advisories including NVD and GitHub Advisory Database suffer from silent patching problems. Due to unintentional fixing or beneficial considerations, it is not uncommon for OSS maintainers to choose to silently fix vulnerabilities and commit patches without notifying the public [10], [11]. For example, Apache’s vulnerability handling process suggests developers should not expose vulnerability information related to commits¹. As a result, there is a significant delay (on average 77-days in NVD) for vulnerability and patches publishing, or even no publishing [10], [12]–[14]. Meanwhile, NVD and MITRE only accept vulnerability applications without taking the initiative to discover vulnerabilities. Consequently, more than 50% of the OSS vulnerabilities are silently fixed by the maintainers without recording or with severe recording delays in NVD and MITRE [15]. For example, the patch [Commit:7a01989](#) in Fig. 1(b) was released on September 22, 2016, while the corresponding CVE record [NVD:2017-15102](#) shown in Fig. 1(a) was published on November 15, 2017, which is a year and two months later. In these cases, downstream OSS users are exposed to high risk due to being unaware of the silently fixed vulnerability. Such silent vulnerable software dependencies are highly critical for OSS platforms including GitHub².

To discover vulnerable software dependencies in time, previous works train OSS vulnerability detectors by machine

¹<https://www.apache.org/security/committers.html>

²<https://docs.github.com/en/code-security/repository-security-advisories/about-coordinated-disclosure-of-security-vulnerabilities#best-practices-for-maintainers>

CVE-2017-15102 Detail

Current Description

Vulnerable Component: The tower_probe function in drivers/usb/misc/legousbtower.c in the Linux kernel before 4.9.0 allows local users (who are physically proximate for inserting a crafted USB device) to gain privileges by leveraging a write-what-where condition that occurs after a race condition and a NULL pointer dereference. **Vulnerability Type:** Impact **Attack Vector:**

References to Advisories, Solutions, and Tools

Hyperlink	Resource
https://git.kernel.org/cgit/linux/kernel/git/torvalds/linux.git/commit/?id=2fae9e5a7abada041e2e161699ade2447a01989	Issue Tracking Patch
http://seclists.org/oss-sec/2017/q4/238	Vendor Advisory Issue Tracking Mailing List
http://www.securityfocus.com/bid/101790	Third Party Advisory VDB Entry
https://bugzilla.redhat.com/show_bug.cgi?id=1505905	Issue Tracking Patch
https://github.com/torvalds/linux/commit/2fae9e5a7abada041e2e161699ade2447a01989	Issue Tracking Patch
Related GitHub links	Third Party Advisory
https://usn.ubuntu.com/3583-1/	Third Party Advisory
https://usn.ubuntu.com/3583-2/	Third Party Advisory

(a) NVD Record with Vulnerability Key Aspects Highlighted

usb: misc: legousbtower: Fix NULL pointer dereference
This patch fixes a NULL pointer dereference caused by a race condition in the probe function of the legousbtower driver. It re-structures the probe function to only register the interface after successfully reading the board's firmware ID.

Commit Message

gregkh committed on Sep 22, 2016 Commit Date 1 parent 2ad9d54 commit 2fae9e5a7abada041e2e161699ade2447a01989

35 drivers/usb/misc/legousbtower.c

Changed Files

884 - if (retval) {
885 - /* something prevented us from registering this driver */
886 - dev_err(dev, "Not able to get a minor for this device.\n");
887 - usb_set_intfdata (interface, NULL);
888 - goto error;
889 }
890
891 /* get the firmware version and log it */
892 result = usb_control_msg (udev,
893 usb_rcvctrlpipe(udev, 0),
894 0x01, 0x00, 0x00, 0x00, buf, 1);
895 if (result) {
896 dev_err(dev, "Firmware version read failed: %d\n", result);
897 goto error;
898 }
899
900 /* register the interface */
901 result = usb_register(&legusb_interface);
902 if (result) {
903 dev_err(dev, "usb_register failed: %d\n", result);
904 goto error;
905 }
906
907 return 0;
908 }
909
910 static int __init legusb_init(void)
911 {
912 return usb_register(&legusb_interface);
913 }
914
915 static void __exit legusb_exit(void)
916 {
917 usb_deregister(&legusb_interface);
918 }
919
920 module_init(legusb_init);
921 module_exit(legusb_exit);
922
923 MODULE_AUTHOR("Greg Kroah-Hartman");
924 MODULE_DESCRIPTION("USB Legousbtower driver");
925 MODULE_LICENSE("GPL");

Deleted Code Segments
Unchanged Code Segments
Added Code Segments

(b) Corresponding Silent Vulnerability Patching in Linux on GitHub

Fig. 1: Examples of NVD Record and Corresponding GitHub Vulnerability Patching Commit

learning to automatically analyze OSS commit messages or code changes [16]–[18]. These black-box models are capable of automatically recognizing vulnerability patches, then alerting the downstream users. Unfortunately, these detectors suffer from unbalanced training data and high false-positive rates, making their prediction results less credible [17], [19], [20]. Because these models only provide binary prediction of patching, they can only show the models’ decisions on whether upstream commits are related to vulnerabilities without any explanation. Users have to manually check the codes to determine the potential vulnerability characteristics including vulnerability types, root causes, attack vectors, and vulnerability impacts, to have a better understanding of the alerts to confirm or reject them. This manual analysis can be easily overwhelmed by the sheer amount of dependency alerts.

Explainable AI (XAI) has gained more attention nowadays. It gives an overview of the model’s decision, allowing users to view more possibilities of the questions, and obtain a deeper understanding after continually working with the models [21]. Previous works prove that the interpretation and self-reasoning of XAI benefit users in justifying rationality and working efficiently, enhancing model transparency and human trust, and preventing bias and systems malfunctions [22], [23]. Due to its importance, XAI has been widely used in different

areas, including social media, e-commerce and data-driven management of human workers [24]–[26].

Noticing the importance of XAI, GitHub develops CodeQL, an explainable vulnerability prediction engine [27]. CodeQL embedded into the GitHub workflow has the ability to scan code commits, and generate alerts and detailed vulnerability information by both rule-based and machine learning methods. Fig. 2 shows a screenshot of a predicted alert by CodeQL. The alert includes vulnerable code lines, vulnerability severity, weakness types, and detailed explainable descriptions containing vulnerability type, root causes, attack vector, and impact. Nevertheless, CodeQL is only for OSS library maintainers to detect the vulnerability risks of their own libraries, but not for the OSS library users to analyze the code updates of dependent libraries. Unless maintainers decide to publish the alert results, only inner repository people can see the vulnerability alerts and the explanation. Hence, CodeQL cannot solve the silent dependency patching problem. Github has another app named Dependabot that is faced by OSS library users for dependency patching alerts. However, Dependabot cannot provide any vulnerability information until the vulnerability has been recorded to the GitHub Advisory Database.

In this paper, we propose a framework using encoder-decoder model to predict whether OSS updates in dependent repositories (dependency updates) are vulnerability patches, and generate explainable aspect-level vulnerability information. Our tool complements the current secure coding practices such as CodeQL and Dependabot. Fig. 3 shows an overview of our framework. Previous works produce local explanations by highlighting how inputs contribute to the predictions [28]–[30]. However, such method is criticized to be less human-understandable and interpretable [31]–[34], so instead, we use human-readable textual information to globally explain our predictions that has been widely used in XAI domains [35]–[37]. We follow the NVD templates [38], using key aspects including vulnerability types, root causes, attack vectors, and impacts as the targeted explainable information, which is coordinated with NVD and GitHub Advisory Database. We use an extractive method based on BERT Name Entity Recognition (NER) and Question Answering (QA) techniques [39], [40] to extract vulnerability key aspects from official descriptions in NVD. By collecting data from multiple resources, we obtain 8,946 patching commits and their CVEs across 2,017 repositories. Pairs of patching commits and corresponding CVE key aspects are used to train the prediction and generation model.

To evaluate the effectiveness of classifiers and encoder-decoder models, we use AUC and Rouge as our evaluation metrics, respectively. Experiments show that CodeBERT [41] with both commit messages and code changes performs the best results compared to various state-of-art baselines, achieving 0.89 AUC and 32.8–45.2 Rouge-1 scores in generation and classification tasks, respectively. We further conduct a user study offering initial evidence that our explainable dependency alert prediction can help users recognize silent dependency alerts more easily than a black-box binary predictor.

Uncontrolled data used in path expression

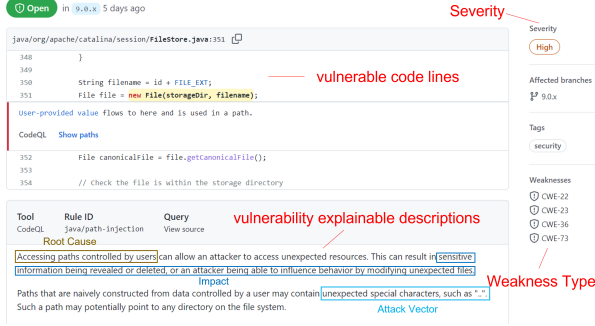


Fig. 2: Predicted Alert by CodeQL [27] in Github

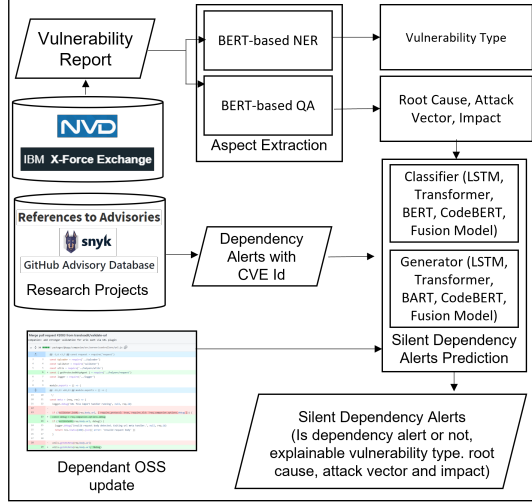


Fig. 3: Overview of Our Frameworks

We have made our data avail to the public³. The repository includes labelled commit patches and 4 types of vulnerability key aspects with the corresponding training code for classifier and generator training, respectively. In addition, our data includes our experiments results with brief description that are further analysed in the Section IV.

The main contributions of this paper include:

- We provide a large dataset of patching commits and corresponding vulnerability key aspects.
- We propose the first approach for predicting silent vulnerable dependency updates with explanations.
- We conduct experiments to test the effect of several inputs and models for silent vulnerable dependency prediction.
- Our work sheds the light on the XAI to the people's decision on dependency alerts.

II. MOTIVATING USE CASES

In this section, we introduce the functionality of GitHub CodeQL and Dependabot, their limits in XAI and silent dependency alert, and how our explainable silent dependency alert can detect silent patching and give explainable information as a complementary tool for GitHub CodeQL and Dependabot.

A. Vulnerability Detection by CodeQL

Assume Alice is a maintainer of Apache Tomcat, a popular open-source web server supporting Jakarta Server Pages [42]. In May 2020, Alice activated CodeQL vulnerability detectors to analyze the latest version 9.0.0.x. She then configured the CodeQL workflow to grant it the code scan permission when maintainers merge the pull requests and detect potential danger with both rule-based and machine learning methods. As Alice knew CodeQL might produce false positives, she manually checked the results after scanning and found a vulnerability warning shown in Fig. 2. From the explainable information including vulnerability types and root cause, She then confirmed this warning was a true positive, which means there was a sensitive leakage risk in the FileStore.java. Alice committed the patched code [Commit:7a2222](#) to fix the vulnerability and reported the findings to the NVD on May 6th, 2020. However, all the above detection and reporting are only opened within Tomcat. Before NVD finishes the validation process, the Tomcat users are unaware of the vulnerability and patching, and they have to bear risk themselves.

B. Dependence Alert by Dependabot

Assume Bill is a downstream user of Tomcat who maintains a problem-spring-web OSS library with over 800 stars on GitHub. After Tomcat reported the vulnerability, NVD approved and published the vulnerability [CVE-2020-9484](#) on May 20th, 2020, which is 14 days later. Before this time, Bill was unaware of the potential risk of the upstream Tomcat. Bill continued using GitHub Dependabot to alert the updates of upstream OSS libraries. On May 12th, 2020, which is 8 days before the vulnerability publication, Dependabot showed there was an updating for Tomcat in the [pull request](#), which actually fixed the vulnerability. However, there was no explainable information about the vulnerability, hence the update was denied. On the July 6th, 2020, Dependabot posted a [new pull request](#), which required updating Tomcat library again, was approved by the Tomcat maintainer on July 27th, 2020. It was 68 and 82 days later after the vulnerability and the patch were published, respectively, hence making a significant delay.

C. Explainable Silent Dependency Alert

Assume Bill uses our explainable silent dependency alert prediction tool. On May 12th, 2020 when Dependabot noticed that there was a commit in Tomcat, Bill captured the commit including the commit message and code changes as inputs to our prediction tool. The tool predicted that this commit was a vulnerability patch and provided explainable description as below: "This is patching for **directory traversal vulnerability**, the root cause is **improper input validation**, attacker can exploit by **sending a specially-crafted request to download arbitrary files on the system**." Noticing the potential risk of file leakage, Bill reviewed the committed code. With help of the explainable description, he found there was no validation process in the FileStore.java before fixing, and the code changes added a validation process, which indicated the prediction was correct. Found the vulnerable conditions, Bill then updated Tomcat in

³https://github.com/anonymous-dev904/aspect_generation

May, which was much earlier than the real condition. Note that he possibly updated the vulnerable dependant library even before NVD publishing the vulnerability, and was in a better position to secure the software.

III. METHODOLOGY

This section describes our methodology including training data collection, explainable vulnerability key aspects and extraction, data representatives and diversity, and deep learning models used to generate explanation for dependency alert.

A. Dataset

1) *Dependency Alert Collection*: We crawled GitHub commits and corresponding CVE ids online. The vulnerability databases (e.g., NVD) do not require patching commit links as a mandatory requirement when documenting the vulnerabilities. As such, only a small part of CVE and GitHub patches record their corresponding commit link or CVE id, leading to difficulty for ground truth vulnerability-patch collection. To overcome the issue, we crawled CVE-GitHub commit links from multiple public databases, including NVD reference lists [7], Snyk databases [43], Serena et al.’s project [1], Liu et al.’s project [44], and GitHub Advisory Database [8].

NVD reference lists record supplemental resources including GitHub commits for some vulnerability records (shown in Fig. 1(a)). Snyk is a commercial database aiming for vulnerability alert that contains patching commits of corresponding vulnerabilities. Serena et al.’s project and Liu et al.’s project focus on vulnerability detection in Java and C dependency alert respectively whose datasets record the traceability of corresponding CVEs and GitHub commits. GitHub Advisory Database is a security vulnerability database containing detailed information, i.e., vulnerable packages, affected versions, and commit reference links, from the world of open-source software (OSS) commits. These datasets established by different stakeholders for different goals all point out the vulnerability-patch traceability and are synchronized with Mitre CVE entries, which can be used as the vulnerability-patch ground truths in our model training.

2) *Explainable Vulnerability Key Aspect Collection*: Vulnerability can be described by multi-dimensional information. CVE and NVD propose seven human-readable key aspects for vulnerability documentation [38], which we called explainable vulnerability key aspects. As shown in Fig. 1(a), these key aspects are **name** and **version** of the vulnerable product, **vulnerable component** of the product leading to vulnerability, **vulnerability type** that is commonly identified by the Common Weakness Enumeration (CWE) [45] terminology or alike, **root cause** that describes the program error of the vulnerability, **attack vector** that describes the attacking signatures, and **impact** of vulnerability exploit.

These key aspects, which are widely adopted by different databases and experts [7], [46]–[48], define characteristics of the vulnerability in direct and understandable ways. Such comprehensibility and wide adoption make them efficient references to explain detected vulnerable dependency updates,

so we decide to achieve the explanation by using these key aspects. Because the patching commits already contain product name, version and vulnerable components, in this work we focus on generating vulnerability type, root cause, attack vector and impact from commit messages and code segments.

As illustrated in Fig. 1(a), the explainable key aspects are either formed by named entities (name, version, vulnerable component and vulnerability type) or free-form phrases (root cause, attack vector and impact). We followed previous works [39], [40] that employ either BERT-based NER or QA techniques depending on the aspect characteristics to automatically achieve the extraction of four focused explainable key aspects from vulnerability-related textual descriptions (NVD in this work). Previous work [39] uses BERT model as its pre-training process under huge textual materials can be helpful on the downstream aspect extraction tasks. For the entity-based key aspects includes product name, version, vulnerable component and vulnerability type, the work [39] uses NER models. The input of the model is NVD descriptions and the output is the tags of each token. For the aspects with the morphological variation of the free-form phrases including root cause, attack vector and impact, the work [39] uses QA models. The input of QA model is the concatenation of question including *What is the root cause* with the NVD description, and the output is the probability of start and end spans of the key aspects. As such extractive methods cannot extract vulnerability key aspects directly from code patching commits that usually lack comprehensive description of vulnerability characteristics, the extracted vulnerability key aspects from the NVD descriptions can be used as the ground truth of explainable vulnerability aspects of dependency alerts.

A challenge is that not all NVD descriptions include all four explainable key aspects of our focus. These key aspects are optional in the description and therefore are hard to be manually determined, especially for the root cause and attack vector. As a result, we have many aspect deficiencies, which affect the model training. For example, the record [NVD:CVE-2019-7263](#) includes only the vulnerable product name and impact information. To overcome this issue, we employ the same BERT-based NER and QA extraction methods for the IBM X-Force dataset [46]. IBM X-Force maintained by IBM security team that aims for alert system provides detailed and understandable vulnerability information about OSS libraries. As of August 2021, the IBM X-Force database has collected 145,138 vulnerabilities. The database is compatible with the CVE documenting standards, using explainable vulnerability key aspects to describe vulnerability. Unlike NVD, IBM X-Force pays more attention to the completion of documentation details to better support its commercial product, so it has more complete root causes and attack vectors, which can complement the NVD. As the key aspects of the IBM X-Force database are more general and lack uniqueness compared with NVD descriptions, we prioritize the usage of NVD vulnerability records and key aspects. We also take advantage of IBM information when the NVD key aspects are missing.

We obtained the training data from [39] and then employed

TABLE I: Statistics of Dependency Alert Collection

	C	PHP	Java	Python	JavaScript	Others
Rate	38.1%	16.3%	12.7%	4.2%	4.1%	24.5%
Number	3,412	1,461	1,136	380	366	2,191
Avg of Word	79.1	19.0	16.0	19.5	36.0	41.6
Avg of Added Code Lines	26.0	113.0	128.8	191.8	111.2	17.8
Avg of Deleted Code Lines	24.5	58.3	46.6	103.7	37.0	61.8
Avg of Unchanged Code Lines	32.1	65.0	78.6	95.1	76.5	6.7
Avg of All Code Lines	82.5	236.3	254.0	390.6	224.6	256.2

TABLE II: Statistics of Entry Collection of Each Explainable Vulnerability Key Aspect

	Vulnerability Type	Root Cause	Attack Vector	Impact
Number	5,545	5,178	5,752	8,585
Avg of Word	2.7	6.6	6.9	8.3

the trained BERT-based NER and QA models to extract the key aspects in the NVD and IBM X-Force descriptions as the ground truth of explainable information. Both the BERT-based NER and QA models only achieve around 0.66-0.90 F1 scores on the vulnerability key aspects extracting from NVD and IBM X-Force datasets. To avoid the impact of false extraction, we further manually validate the extracted key aspects to ensure the correctness of the ground truth data. Specifically, two authors manually determine the correctness (binary) of the extracted key aspects of 4,432 vulnerability reports from the NVD and IBM datasets. We use Cohen’s Kappa to measure the agreement. The final Cohen’s Kappa is 0.82, showing perfect agreement as the key aspects are clear in the NVD and IBM descriptions. For those disagreements, the third author will join and solve them together.

Table I and Table II show statistics of dependency alert and entry collection of explainable vulnerability key aspects, respectively. Table I presents the rate of dependency alerts collected, and the average number (Avg) of words of commit messages and added/deleted/unchanged/all code lines by programming language types. We totally collect 8,946 pieces of dependency alerts. Among them, the language types sorted from high to low are C (38.1%), PHP (16.3%), Java (12.7%), Python (4.2%), JavaScript (4.1%), and others (24.5%). On average, each dependency alert has dozens of commit message words with hundreds of committed code lines, indicating the richness of our training data.

Table II shows the count of entries of each type of explainable key aspect and the average number (Avg) of aspect words. In total, we have 25,060 pieces of explainable key aspects corresponding to collected dependency alerts from NVD and IBM X-Force. Compared with other key aspects with on average 6-8 words, the vulnerability type only has around 3 tokens, which is coherent with Sun et al.’s observation [39].

B. Silent Dependency Alert Prediction with Vulnerability Key Aspect Explanation

1) *Silent Dependency Alert Classification:* We use binary classifiers to achieve silent dependency alert prediction. Given a patch including commit messages and/or code segments, we

predict whether the patch is a vulnerability patch or not by employing five different kinds of classifiers:

LSTM-based: Long short-term memory (LSTM) [49], composed of cells with different gates, is a type of recurrent neural network. The network has the ability to adjust the weights of contexts for various downstream tasks, hence it is widely used in different natural language processing problems, i.e., handwritten recognition [50], machine translation [51], speech recognition [52], etc. Moreover, LSTM has been adopted in silent dependency alert detection [53], [54], hence we use LSTM as a baseline model in our paper.

Transformer-based: Transformer [55] abandons traditional structure and uses self-attention mechanism. Each input token is mapped into a query state, a key state, and a value state. By a normalization function of the query state with the corresponding key state, each value state is assigned to a weight, and the output is calculated by a weighted sum of the value states. As Transformer has become an advanced neural network architecture in the deep learning community, we consider its model as a baseline model. Note that we only employ Transformer encoders with a fully connected layer followed by an output layer as the classifier.

BERT-based: BERT is a Transformer-based pre-trained language model built on large textual corpora with masked word prediction and next sentence prediction as the learning objectives. These pre-trained language models, such as BERT Name Entity Recognition (NER) and Question Answering (QA), have shown significant improvements in NLP problems [39], [40]. For this reason, we choose BERT as a representative pre-trained language model for our prediction task. We connect a fully connected layer to the BERT’s [CLS] head followed by an output layer for classification.

CodeBERT-based: CodeBERT has the same structure as the BERT, and it introduces code-specific pre-training and has been shown to achieve the SOTA in many code-related downstream tasks [11], [41], [56], [57]. It has been used in Zhou et al.’s work [11] for silent dependency alert detection, in which a fully connected layer is added to the BERT’s [CLS] head followed by an output layer for classification. We reuse its model implementation as a representative baseline of code-specific pre-trained models.

BERT-CodeBERT-based: Finally, we develop a model structure combining the pre-trained BERT with the pre-trained CodeBERT, whose structure is shown in Fig. 4. GitHub commit contains both text and codes, hence using models with pure NLP and code-specific pre-training together may produce better results. We add a cross-model self-attention layer to make the two models compatible with each other for our explainable key aspects prediction task, which is detailed in Section III-B2. Note that we only need the BERT encoder (not the BART encoder-decoder explained below) for the vulnerability patch classification task.

The classifier input contains commit message and code segments (see Fig. 1(b)), we then have five input variations. First, we can use only the commit message that may contain textual explanations, however we will lose code information. Second,

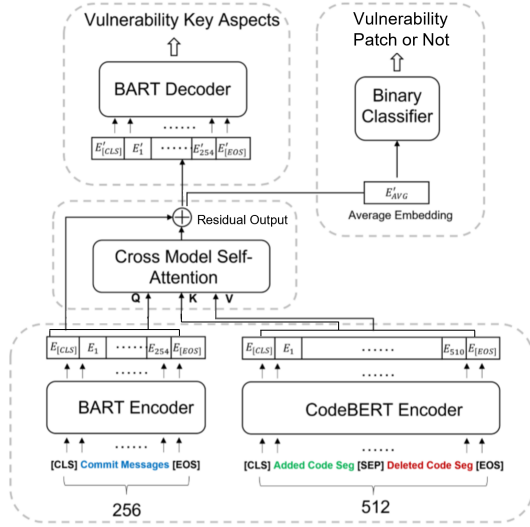


Fig. 4: Our Model of the Transformer based Encoder-Decoder with Cross-Model Self-Attention Layer

we can use only the code changes that contain vulnerability fixing and lose commit message information. Third, we can use all of the code information including code changes and unchanged code. Forth, we can combine commit message and code changes together to consider more information. Fifth, we can use commit message and all of code information as the input. For all the classifiers, we use the Softmax function [58] for classification. We fine-tuned all BERT-based models and use Word2Vec vectors [59] as the initial word vectors of non-pre-trained Transformer and LSTM.

2) *Explainable Dependency Alert Generation*: We use an abstractive encoder-decoder model to achieve the generation of four explainable key aspects given a patch. Encoder-decoder model is widely used in text generation tasks. The encoder can encode the input to the latent vectors, and the decoder can decode latent vectors into human understandable tokens. To be consistent with the classification task, we also experiment with five different encoder-decoder models. **LSTM-based**: we use two LSTM models as the encoder and decoder to test the capability of traditional deep learning models. The input of LSTM decoder is the concatenation of attention-based pre-generated outputs and latent variations of the encoder. **Transformer-based**: we use the Transformer encoder-decoder model [55] to test the capability of a non-pre-trained Transformer. **BART-based**: we use the BART model combined with a pre-trained BERT encoder and a pre-trained Transformer decoder to test the capability of the pre-trained Transformer encoder-decoder model. **CodeBERT-based**: we use a pre-trained CodeBERT encoder with a non-pre-trained Transformer decoder model to test the capability of the pre-trained code-specific encoder-decoder model. **BART-CodeBERT-based**: Similar to the BERT-CodeBERT-based classifier, we combine the pre-trained BART model with pre-trained CodeBERT model to test the capability of the model containing both natural language and code information. Unfortunately, one drawback of the pre-trained Transformer model is that the dimensions of its input

and parameters are fixed, so we cannot simply concatenate the two encoders' outputs, which is incompatible with the dimensions of the pre-trained decoder's input. To solve the problem, we use a cross-model self-attention layer, using query states (Q) of BART encoder with key (K) and value states (V) of CodeBERT encoder to calculate the importance of each CodeBERT output token to the BART encoder's output tokens. The input of BART the decoder is an output of residual structure [60] between the BART encoder and the cross-model self-attention layer.

The input of the generation is the same as the classifier, which is described in Section III-B1. The output is the explainable vulnerability key aspects of the vulnerable code patch. As the vulnerabilities with the same vulnerability type can have totally different root causes or impacts, we train the encoder-decoder model for four kinds of key aspects separately to prevent mutual interference of different aspects.

Note that the data used to train the classification and the generation models does not depend on the progression of commit time, that is, we do not train the models to specifically predict the condition of future patches. This is because the features of vulnerable code and patches remain stable and do not change dramatically over time. For example, in the [Commit:2123c81](#) in 2012, the code is vulnerable to SQL injection due to lacking escape of special characters (escape() in line 124). The similar issue happened in two different projects in [Commit:a52b6a8](#) and the [Commit:86b6983](#) in 2014 and 2020, respectively (escape () in line 156 and escapeString () in line 3070 of the two commits, respectively). They all lack the necessary escaping steps before executing SQLs, and the time spans over nine years. According to the statistics from CVE Details [61], there are 10,871 SQL injection CVEs with the corresponding patches that continue emerging in the past 24 years. Therefore, it is reasonable to use the patches from any periods to train the models, so the models will be able to make predictions and explanations for the patches before or after the periods used for model training.

IV. EVALUATION

This section reports the effectiveness of our classifier and generator. We present the following three questions:

- RQ1: How is the accuracy of silent dependency alert classification?
- RQ2: How is the accuracy of explainable vulnerability key aspect generation?
- RQ3: How useful is our explainable silent dependency alert prediction compared with only binary patch classification?

In RQ1 and RQ2, we conduct an ablation study to understand the impact of input and model variations to the alert classification and explainable information generation. The input variants are to determine the minimum information requirement among five information aspects available in the commits for the proposed technique to be effective. As the transformer models have limited length in the input context window, it is important to validate the necessary contents that should be involved and the compromise that can make

TABLE III: Results of Silent Dependency Alert Classification by Different Models

	CodeBERT	BERT	BERT-CodeBert	Transformer	LSTM
AUC	0.89	0.79	0.80	0.66	0.71

when the length of content window is changed. Similarly, the pre-trained large language models like BERT and CodeBERT can be computational intensive and resources demanding. The model variants help users to have a full view about influence of different computing resources to the model effectiveness. In brief, our ablation studies provide a clear picture of adopting our method under different situations.

For all models in the detection and generation, including LSTM, BERT/BART, CodeBERT, BERT/BART-CodeBERT, and Transformer, the input embedding vector is set to 256 dimensions, and the hidden layer dimensions are 768. The learning rate of LSTM is set to $1e-4$, while the rates of other models are $1e-5$. All evaluations are done on an Intel Core i9-9900K CPU and a Nvidia GeForce 1080Ti GPU.

A. RQ1: Accuracy of Silent Dependency Alert Classification

We validate the effectiveness of models (Zhen et al.’s LSTM [54], Transformer, BERT, Zhou et al.’s CodeBERT [11], BERT-CodeBERT), and the combinations of inputs (using only commit message, using only added and deleted code segments, using all code segments, using commit message and added and deleted code segments, and using commit message and all code segments) mentioned in Section III-B1. For the input with only commit messages, only added and deleted code segments, and only all code segments, there are only commit messages or code changes, hence the empty part will be left blank.

B. Dataset

The dataset includes 1,646,245 commits collected from 2,017 GitHub repositories. Among them, 8,946 commits are vulnerable patching commits, and 1,637,299 commits are non-vulnerable patching commits. We crawl the commits from the same repositories to simulate the real situation of imbalanced vulnerable versus non-vulnerable patching commits in vulnerable dependency update prediction. We perform 5-fold cross-validation, using same amount of vulnerable data with random-selected down-sampling non-vulnerable data from the same repositories as the training data. We use vulnerable commits from the rest repositories with all the non-vulnerable commits of the same repositories as the tested data. As the testing data is extremely imbalance, we use AUC (Area Under The Curve) to measure the classification effect [11].

1) *Effectiveness of Different Models*: We use the most comprehensive input (i.e., commit message and all code segments) to investigate the model’s effectiveness. Table III shows the results of classification. CodeBERT has the best result (0.89 AUC), followed by BERT-CodeBert (0.80 AUC) and BERT (0.79 AUC). They both have much better results than non-pre-trained models (Transformer and LSTM), demonstrating that pre-trained models have significant advantages in silent dependency alert classification. The result of CodeBERT is

slightly better than BERT, showing the usefulness of the code-considered pre-training process for code update prediction. Surprisingly, the BERT-CodeBert model has worse performance than pure CodeBERT. Our analysis suggests this is because the pre-trained BERT and CodeBERT models are not fully compatible with each other. During different pre-training processes, the data distribution of the latent parameters may differ greatly, so the two models can output different embeddings, which makes it difficult for the BERT classification head (multi-layer DNN with dropout) to capture the meaningful features. Another reason is the lack of code data and the deep layers with complex parameters affect negatively the BERT-CodeBert model, especially in our task, whose training set combines different kinds of vulnerabilities and programming languages. Under such situation, using CodeBERT alone is better than training a complex BERT-CodeBert model. Compared with Transformer (0.66 AUC), the non-pre-trained LSTM-based model is better due to less layers and parameters required (0.71 AUC).

Pre-trained classifiers are much better than non-pre-trained classifiers. CodeBert turns out to be more effective than BERT and fusing the two embeddings in one model.

2) *Effectiveness of Different Input Combinations*: From Section IV-B1, CodeBert performs the best under the most comprehensive input, hence we use CodeBERT for evaluation. Table IV summarizes the results of the CodeBERT under various input types. Overall, the input results with both commit messages and code segments are better than the results without messages or code segments (0.84-0.89 AUC versus 0.78-0.82 AUC), indicating that both commit messages and code segments are useful for the silent dependency alert detection.

Such results are consistent with our observations. Some vulnerability patching will directly show vulnerability messages. For example, in the Fig. 1(b), the patch committer mentioned that the commit fixed the *null pointer deference* vulnerability type. Code segments can offer implicit information. For example, the [Commit:0977c6e](#) has an added code “Pattern allowedNamespaceNames = Pattern.compile(“[a-zA-Z0-9._\\/_\\-]*”);”, which is related to input validation. In addition, there are also commits whose messages or codes are short and obscure, i.e., [Commit:06c41ee](#) has only commit message while [Commit:0977c6e](#) has only code changes. Hence, using both types of information can provide more hints to the classifier and improve the chance for accurate prediction.

Compared with using commit message with only added and deleted code segments, using commit message with all code segments get the best AUC performance. We observed extra unchanged code segments within the commit can provide important information including reference relationships among APIs and informative comments showing the functionality of APIs or variables. For instance, in [Commit:67a2222](#), unchanged code comment indicates the changed code is about validation of the directory path name used for uploaded file storage, which is highly related to the input validation.

TABLE IV: Results of Silent Dependency Alert Classification with Different Types of Inputs

	Commit Message	Added & Deleted Codes	All Codes	Commit Message & Added & Deleted Codes	Commit Message & All Codes
AUC	0.82	0.79	0.78	0.84	0.89

Using both commit messages and all code segments can achieve the best performance in the CodeBERT model.

C. RQ2: Accuracy of Explainable Silent Dependency Alert Generation

Similar to RQ1, we investigate both the effectiveness of different models and combinations of inputs on explainable silent dependency alert generation. From Table II, among the 8,946 vulnerable patching commits, 5,545 commits are for vulnerability type generation, 5,178 commits are for root cause generation, 5,752 commits are for attack vector generation, and 8,585 commits are for impact generation. We perform the similar 5-fold cross-validation experiments. As our task is an abstractive summarization task, we use Rouge-1, Rouge-2, and Rouge-L [62] which are widely used in the text summarization domain as the evaluation metrics for alert generation.

1) *Effectiveness of Different Models*: Similar to Section IV-B1, we use the most comprehensive input (i.e., commit message and all code segments) to investigate the model’s effectiveness. Table V summarizes the Rouge scores of 4 aspects generated by different models. From Table V, pre-trained models (BART, CodeBERT, and BART-CodeBERT) are much better than non-pre-trained models (Transformer and LSTM) in all four key aspects. This demonstrates the advantages of model pre-training. Compared with the other three aspects, attack vector has the smallest performance gap among the five models. This is because the attack vectors of many CVEs are extracted from the IBM X-Force data, which show only the general attack vector information such as “sending specially-crafted files”. This makes the generation of attack vector easier than the other three aspects which have more unique information for different vulnerabilities.

Through the manual review, LSTM and non-pre-trained Transformer have poor results as they cannot handle the details of code contents well, and are more susceptible to interference from the noises. For example, for vulnerability type generation, in [Commit:b27eaaad](#), the changed code is in PHP, and there are many *cross-site scripting* vulnerabilities in the training set that come from PHP, so non-pre-trained models tend to generate *cross-site scripting* as the vulnerability type. However, [Commit:b27eaaad](#) fixed the SQL parts in the PHP code, and the correct vulnerability type is *SQL injection*, which is ignored by the non-pre-trained models. For the generation of root cause, in [Commit:5ac3ec0](#), the changed code is about *input validation*, but because it involves some modifications to the array variables, the non-pre-trained models incorrectly judge it as *improper bounds checking*. For the attack vector, the non-pre-trained models judge the [Commit:3983c28](#)’s attack vector as *via a name parameter*, because the code changes involve file name variables. Nevertheless, the name variables are not related to the vulnerability, and the true reason of the vulnerability is file deadlock related to the wrong logic. For

impact, the non-pre-trained models judge the [Commit:c28816b](#)’s impact as *steal cookie files*, while the true impact is *file deletion* which is similar to the file stolen impact.

Among three pre-trained encoder-decoder models, CodeBERT gets the best outcomes in the three out of four tasks, followed by BART. This is because the pre-trained code contents play a decisive role, providing code knowledge that cannot be offered by the pre-trained data. The results of the BART-CodeBERT model are worse than the BART and CodeBERT.

Pre-trained models can offer huge advantages for alert generation. CodeBERT generator achieves the best overall results due to its code-specific pre-training.

2) *Effectiveness of Different Input Combinations*: Considering Section IV-C1, we choose the CodeBERT encoder-decoder model as the test target. Table VI summarizes the results of CodeBERT for different inputs. It shows that inputs with both commit messages and code contents have much better results, indicating both commit messages and code contents are important to the generation. In some patches, the aspect appears directly in the commit messages. For example, [Commit:c037231](#) contains a message “Fixed out of bounds error in SpliceImage”, which directly shows the vulnerability type *out of bounds error*. The code segments can also be clues for generation. For example, [Commit:f3d60f9](#) has a large number of image size calculations and exception handling, making the model predict the vulnerability type as the *buffer overflow*. In general, commit messages are more useful for generating vulnerability type and impact, while code contents are more useful for generating root cause and attack vector.

Using commit message and added and deleted code segments have slightly better results than using commit message and all code segments in most Rouge metrics. The difference between the two inputs is whether having unchanged code segments. Our results suggest that unchanged code segments may interfere with the model’s attention to important code changes related to key aspects, although unchanged code segments are beneficial for vulnerability patch classification.

Different input combinations have different helpfulness to the generation. Overall, the input of commit message and added and deleted codes produces the better outcomes.

D. RQ3: Usefulness of Explainable Silent Dependency Alert Prediction

We conduct a small-scale user study to investigate the usefulness of our explainable silent dependency alert prediction, compared with just binary silent dependency alert prediction.

1) *User Study Design*: Table VII lists the six commits used as tasks in our study, the related products, the correctness of binary silent dependency alert prediction, and the generated explainable vulnerability key aspects. We randomly select

TABLE V: Results of Different Models of Aspect Generator

	Vulnerability Type			Root Cause			Attack Vector			Impact		
	Rouge-1	Rouge-2	Rouge-L	Rouge-1	Rouge-2	Rouge-L	Rouge-1	Rouge-2	Rouge-L	Rouge-1	Rouge-2	Rouge-L
BART	46.279	41.940	46.148	31.943	23.639	31.403	34.585	23.563	34.430	34.647	27.292	34.180
CodeBERT	45.279	41.717	45.253	32.770	23.881	32.017	36.134	25.606	36.016	35.217	27.700	34.669
BART-CodeBERT	38.896	30.382	38.848	30.244	21.933	29.707	35.468	24.850	35.477	31.925	23.902	31.443
Transformer	34.502	30.281	34.576	29.262	20.555	28.615	34.019	22.688	33.828	30.612	21.836	29.983
LSTM	11.634	9.333	11.706	21.105	13.478	20.777	35.435	24.945	35.292	20.373	14.405	20.078

TABLE VI: Results of CodeBERT-based Aspect Generator for Different Types of Inputs

	Vulnerability Type			Root Cause			Attack Vector			Impact		
	Rouge-1	Rouge-2	Rouge-L	Rouge-1	Rouge-2	Rouge-L	Rouge-1	Rouge-2	Rouge-L	Rouge-1	Rouge-2	Rouge-L
Commit Message	43.875	40.049	43.948	28.236	20.267	27.777	32.928	22.186	32.895	34.497	26.162	33.678
Added & Deleted Code Segments	37.679	34.141	37.688	30.420	22.291	29.675	35.458	25.121	35.318	33.032	25.511	32.456
All Code Segments	38.560	34.866	38.471	29.855	21.282	29.208	36.155	25.722	36.074	31.033	24.170	30.709
Commit Message & Added & Deleted Code Segments	45.387	41.812	45.403	32.035	23.376	31.436	36.325	25.500	36.145	37.670	30.112	36.904
Commit Message & All Code Segments	45.280	41.717	45.253	31.943	23.640	31.404	36.135	25.607	36.016	34.647	27.292	34.181

vulnerable and non-vulnerable commits as the study task. For each task, we provide the whole commit information including links, messages, and code segments to the participants. All the participants can click the commit links to see all related files and file changes. In addition, we provide the vulnerability patch classification results and the generated explainable key aspects as hints. We ask the participants to answer the question “is this a patching commit for vulnerability or not” to see whether the extra explainable information may affect the participants’ decision and performance.

In the real application of a prediction approach like ours, precision is more important than recall. The false positive vulnerability patches are inevitable, no matter how accurate the prediction model is. Such false positive predictions will waste security analysts’ time validating the irrelevant risks. For false positive patches, the generated key aspects are irrelevant. Studies on XAI [22], [63] show irrelevant explanations to AI decisions are even worse than no explanations. We are interested in investigating how irrelevant explanations affect vulnerability patch analysis. Inspired by such context, we focus on true positive and false positive results in this study to evaluate the practical value of our approach. The selected tasks include 4 vulnerable commits (T1-T4) (true positives) and 2 non-vulnerable commits (T5-T6) (false positives) that are all predicted as vulnerable commits by the classifier. Based on our experiments in RQ1 and RQ2, we use commit message and all code segments as the inputs with trained CodeBERT classifier to generate binary silent dependency alert prediction, and we use commit message, added and deleted code segments as the inputs with trained CodeBERT generator to generate vulnerability key aspects for the six commits.

We recruit 10 students of whom six are male and four are female from software security domain as participants from our schools. All the participants are concentrated in 18-24 years old. They all have one to three years experience working in the organization as the developer and the tester with

basic knowledge of tracking and analyzing the vulnerabilities of OSS libraries, which are similar to the testers in many commercial companies, so we can imitate real situations in the testing process. We confirm none of the participants know the tasks’ answers. Based on the pre-experiment survey of the participants’ programming and security analysis experience, we randomly assign them into two comparable groups. The experimental group uses our explainable silent dependency alert prediction offering the classification results and a short vulnerability description of vulnerability key aspects. The control group can only see the classification results. Before the study, we provide a 10-minutes explanation for our classification and explanation results to both the experimental group and the control group. To ensure fairness and avoid bias, we only explain the meaning of classification and explanation. However, we exclude goals or technical details of our work to make sure the participants have an insufficient preference for the generation results. We confirm all the participants understand the question and predictions through an easy pilot task. The participants are given 10 minutes for each task. If the participants complete the task, they can submit their answers before the timeout. We record the task completion time, the participants’ ratings of task difficulties, and the usefulness of explainable key aspects for analysis using a 5-point Likert scale for each task. If the participants cannot complete the task before timeout, we consider the current task is failed and require the participants to start the next task. We record participants’ screens for the post-experiment analysis of their task behaviours.

2) *User Study Results:* Table VIII shows the average task completion time (AveTime) and the correctness (# Correct) for each task between the experimental group and control group. Compared with the control group knowing only the binary classification outcomes, the experimental group with explainable information has shorter task completion time (120.2 ± 36.2 seconds versus 131.0 ± 49.3 seconds) and higher

TABLE VII: Six GitHub Commits in Our User Study

	Product	Correctness	Generated Vulnerability Key Aspect Explanations
T1	Moodle	True	This is patching for cross-site scripting vulnerability , the root cause is improper validation of user-supplied input , attacker can exploit by sending a specially-crafted request to steal the victim's cookie-based authentication credentials .
T2	Phpmyadmin	True	This is patching for cross-site scripting (xss) vulnerability , the root cause is improper input validation , attacker can exploit via the search parameter to obtain sensitive information .
T3	Graphite-web	True	This is patching for code execution vulnerability , the root cause is improper validation of user-supplied input , attacker can exploit by sending a specially-crafted request to execute arbitrary code on the system .
T4	Phpmyadmin	True	This is patching for sql injection vulnerability , the root cause is is improper validation of user-supplied input , attacker can exploit via the search parameter to modify or delete information in the back-end database .
T5	Okhttp	False	This is patching for remote code execution vulnerability , the root cause is improper validation of user-supplied input , attacker can exploit by sending a specially-crafted request to the application to crash .
T6	OpenSSL	False	This is patching for information leak vulnerability , the root cause is the failure to initialize certain structures , attacker can exploit by sending a specially-crafted request to obtain sensitive information .

TABLE VIII: Performance Comparison for Each Task between Two Groups

Index	Experimental Group		Control Group	
	AveTime (s)	# Correct	AveTime (s)	# Correct
T1	121.2	5	63.2	5
T2	110.6	3	86.8	1
T3	134.6	5	189.2	4
T4	59.0	4	168.6	4
T5	125.6	2	121.0	3
T6	170.0	4	157.2	2
Ave±Stdev	120.2±36.2		131.0±49.3	

correct judgements (23 correct answers versus 19 correct answers). Experimental group spent more time on tasks T1, T2, T5, and T6. From recorded videos, experimental group members have to read and consider the correctness of explainable information, especially for the false positive predictions (T5-T6), which adds extra time to the tasks. Another reason we found is both the T1 and T2 are fixes of cross-site scripting vulnerability that try to add validation to the POST parameters of URI, which is easy for the control group to make decision. However, after reviewing the explainable information, the experimental group members make more correct decisions to each task, which proves the extra spent time is worth it. Under the best situation (T4), the experimental group uses 65% less time than the control group. The above results indicate with help of the explainable information, participants can recognize silent dependency alerts quicker with a higher correctness rate.

Considering false positive tasks (T5 & T6), the experimental group has to spend more time making their decision, while the overall correctness does not increase. By reviewing the videos, we find that as the aspect explanation is irrelevant to the vulnerability, this seems to confuse the experimental participants. They need more time to deny the prediction. This outcome suggests that the current form of vulnerability explainable information is not helpful to relieve the issue of false positive prediction, but can better support the true positive prediction and help the analysts to make correct decisions easily. Such results are consistent with the observation of the XAI study in [22], which shows that irrelevant explanations are worse than no explanations to help users understand AI decisions.

Fig. 5(a) shows the task difficulty ratings by two groups. For all tasks with true positive predictions (T1-T4), the experimental group gives more very easy/easy comments. This indicates that the explainable information can help to relieve the difficulties of deciding the true silent dependency alerts. In

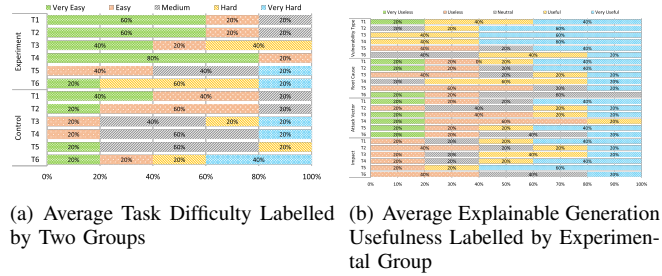


Fig. 5: 5 Likert Scale of Difficulty and Usefulness Marks

contrast, tasks with false positive predictions (T5-T6) obtain more difficulty ratings including hard/very hard comments and extreme options from the experimental group, which indicates the experimental group feels obstacles in making decisions. The generated explanation is irrelevant to the prediction, which can affect the analysis and decision by the participants.

Fig. 5(b) shows the evaluation of the usefulness of each generated key aspect in each task. Overall, the experimental group believes the generated key aspects are useful, especially for the true positive predictions (T1-T4). Vulnerability type and impact are rated to be more useful than the other two aspects, as 60%-80% of comments reflect the two aspects are useful/very useful in the tasks. As shown in Table VII, generated vulnerability type and impact are more diverse than the two other aspects due to the semantic feature of NVD and IBM X-Force. As such, vulnerability type and impact can provide more contribution to recognizing silent dependency alerts. Compared with the tasks with true positive predictions (T1-T4), explainable key aspects received lower usefulness and more extreme options in the tasks with false positive predictions (T5-T6), indicating the helpfulness of generation in false positive predictions is not obvious.

The participants, with help of explainable aspects, recognize the true positive silent dependency alert quicker and more accurate. In the contrast, the false positive explainable silent dependency alert prediction could mislead the participants to spend more time analyzing incorrect model outcomes.

V. THREATS TO THE VALIDITY

Internal validity: We evaluate the effect of our prediction on true and false positive predictions. Although our approach has very high accuracy, the negative predictions and the effect

of aspect explanations need further investigation. However, there is no one-for-all method to solve a problem, and by far, our method achieves the state-of-art results. Our framework is the first work applying XAI in silent dependency alert prediction, and we hope our work can open the door to enhance the explanation of AI techniques in this domain.

External validity: As we mix the programming language of data, it is difficult to determine the influence of a specific language on the experiments. However, due to the complexity of patch data collection, it is difficult to collect enough data for each language. Overall, our dataset is large and diverse, coming from 2,017 repositories, and our approach achieves good prediction results (0.89 AUC scores and 32.8-45.2 Rouge1 scores). Therefore, our results bear a certain level of guiding significance. In the future, we will investigate both language-agnostic and language-specific vulnerability patch analysis.

Our user study only contains 6 questions with 10 participants, which can limit the statistical evidence of our discoveries. We found no significant difference between the experimental and control groups, as the correctness and completion time between the two groups are close. Nevertheless, the study requires special expertise, which increase the difficulties for finding suitable participants. Compared to quantity, we pay more attention to quality and only invite the experienced participants to simulate the real-world situation as much as possible. We believe that the user study reveals the effectiveness and pain points of explanation in vulnerability analysis. Specifically, we show that our explainable vulnerable key aspects help to recognize vulnerable code faster and more accurately (120.2±36.2 vs. 131.0±49.3 seconds and 23 vs. 19 correct answers, respectively), and the false generation will impair user performance, which are coincident to the previous works [22]. Most importantly, our study is the first work to conduct a user study for vulnerability detection, which can be instructive for the future research in the relevant area.

We only check the effectiveness of true and false positive predictions in the user study, and the impacts of negatives remain unknown. False negatives can cause damages as the vulnerability patches are missing. However, in the real usage scenario, when one must deal with thousands of software products and their dependencies, the developers will be easily overwhelmed by too many false positives. Hence, the maintaining people prefer to allocate the effort to accurate predictions over filtering false negatives, so they pay more attention to the precision rather than recall. In this study, we select the most important pain point we believe for better understanding. We leave the full research of XAI impact to the future works.

VI. RELATED WORK

Silent vulnerable patch detection. Much work has been focused on using static, dynamic, or feature-based methods to detect vulnerability dependency alerts [64]–[66] that focus on specific program languages. Recently, machine learning including LSTM and CodeBERT has been adopted for its analytic capability [11], [17], [18], [53], [54], [67], [68]. Zhou

et al.’s work [11] is the most similar work to ours, using CodeBERT model to detect silent dependency alerts, but they exclude provide explanations and validate the helpfulness.

Explainable AI. Explainable AI has the potential to alleviate the significant concerns about black-box AI models. Researchers find that the true explanation can enhance the performance of AI models, while the wrong explanation can mislead users [22], [63], [69]. Explainable AI can explain AI results in various forms including visual explanations [70], [71], verbal explanations [72], [73], and analytic explanations [74].

Tantithamthavorn et al.’s work provides basic knowledge of XAI, and proposes explainable AI techniques to address the software defects [75]. Jiarpakdee et al.’s work evaluates three popular XAI tools to figure out the usefulness of explanation in the software defect detection [76]. Li et al.’s work uses Program Dependency Graph to interpret results of a vulnerability detector [77]. Similarly, Fu et al.’s work tries to provide explanation of vulnerability detection by locating the questionable functions and code lines [28]. Their explanation focuses on code lines related to the vulnerability, while ours is external vulnerability properties explained in natural language, hence the two types of explanations complement each other. There are many other works prove the necessity of XAI in the software domain [29], [30], [78].

Pre-trained code language models and their applications.

Feng et al. design code-related pre-training tasks to propose a code-sensitive BERT named CodeBERT that acquires state-of-art results in many code-related tasks [41] and has been widely used in domains including question answering, binary vulnerability detection, transformation, and data augmentation [11], [79]–[82]. Our work extends the usefulness of CodeBERT to explain a silent dependency alert domain, hoping to enhance the security of software supply chains.

VII. CONCLUSION

Driven by the real needs, we proposed a framework for automatically identifying silent dependency alerts with an explanation including vulnerability type, root cause, attack vector, and impact. We collected vulnerable commits from various data sources and use BERT-based NER and QA models to extract vulnerability key aspects. By using a CodeBERT-based generator and classifier, we achieved silent dependency alert prediction. Our experiments proved both commit message and code segments are useful for the generation and classification, and CodeBERT achieves the best results. In the future, we will label commit patches for specific code languages to further validate model usefulness.

REFERENCES

- [1] S. E. Ponta, H. Plate, A. Sabetta, M. Bezzi, and C. Dangremont, “A manually-curated dataset of fixes to vulnerabilities of open-source software,” in *Proceedings of the 16th International Conference on Mining Software Repositories*, ser. MSR ’19. IEEE Press, 2019, p. 383–387.
- [2] S. Ponta, H. Plate, and A. Sabetta, “Beyond metadata: Code-centric and usage-based analysis of known vulnerabilities in open-source software,” 06 2018.

- [3] I. Jibilian and K. Canales, "The US is readying sanctions against Russia over the SolarWinds cyber attack. Here's a simple explanation of how the massive hack happened and why it's such a big deal," <https://www.businessinsider.com/solarwinds-hack-explained-government-agencies-cyber-security-2020-12>, 2021, accessed: 2022-04-23.
- [4] T. Hunter and G. D. Vynck, "The 'most serious' security breach ever is unfolding right now. here's what you need to know," <https://www.washingtonpost.com/technology/2021/12/20/log4j-hack-vulnerability-java/>, Dec. 2021, accessed: 2022-04-23.
- [5] D. GOODIN, "The internet's biggest players are all affected by critical log4shell 0-day," <https://arstechnica.com/information-technology/2021/12/the-critical-log4shell-zero-day-affects-a-whos-who-of-big-cloud-services/>, Dec. 2021, accessed: 2022-04-23.
- [6] Common Vulnerabilities and Exposures, <https://cve.mitre.org/index.html>, 2022, accessed: 2022-04-23.
- [7] National Vulnerability Database, <https://nvd.nist.gov/>, 2022, accessed: 2022-04-23.
- [8] GitHub Advisory Database, <https://github.com/advisories>, 2022, accessed: 2022-04-23.
- [9] Dependabot, <https://github.com/dependabot>, 2022, accessed: 2022-04-23.
- [10] J. Ruohonen, S. Rauti, S. Hyrynsalmi, and V. Leppänen, "A case study on software vulnerability coordination," *Information and Software Technology*, vol. 103, pp. 239–257, 2018.
- [11] J. Zhou, M. Pacheco, Z. Wan, X. Xia, D. Lo, Y. Wang, and A. E. Hassan, "Finding a needle in a haystack: Automated mining of silent vulnerability fixes," in *2021 36th IEEE/ACM International Conference on Automated Software Engineering (ASE)*. IEEE, 2021, pp. 705–716.
- [12] F. Li and V. Paxson, *A Large-Scale Empirical Study of Security Patches*. New York, NY, USA: Association for Computing Machinery, 2017, p. 2201–2215.
- [13] Y. Dong, W. Guo, Y. Chen, X. Xing, Y. Zhang, and G. Wang, "Towards the detection of inconsistencies in public security vulnerability reports," in *28th USENIX Security Symposium (USENIX Security 19)*. Santa Clara, CA: USENIX Association, Aug. 2019, pp. 869–885.
- [14] R. Sen, J. Chooibneh, and S. Kumar, "Determinants of software vulnerability disclosure timing," *Production and Operations Management*, vol. 29, 10 2019.
- [15] X. Wang, K. Sun, A. Batcheller, and S. Jajodia, "An empirical study of secret security patch in open source software," in *Adaptive Autonomous Secure Cyber Systems*, 2020.
- [16] H. Wang, G. Ye, Z. Tang, S. H. Tan, S. Huang, D. Fang, Y. Feng, L. Bian, and Z. Wang, "Combining graph-based learning with automated data collection for code vulnerability detection," *IEEE Transactions on Information Forensics and Security*, vol. PP, 11 2020.
- [17] Y. Zhou and A. Sharma, "Automated identification of security issues from commit messages and bug reports," in *Proceedings of the 2017 11th Joint Meeting on Foundations of Software Engineering*, ser. ESEC/FSE 2017. Association for Computing Machinery, 2017, p. 914–919.
- [18] A. Sabetta and M. Bezzi, "A practical approach to the automatic classification of security-relevant commits," 07 2018.
- [19] M. Zolanvari, M. A. Teixeira, L. Gupta, K. M. Khan, and R. Jain, "Machine learning-based network vulnerability analysis of industrial internet of things," *IEEE Internet of Things Journal*, vol. 6, no. 4, pp. 6822–6834, 2019.
- [20] S. Liu, G. Lin, Q.-L. Han, S. Wen, J. Zhang, and Y. Xiang, "Deepbalance: Deep-learning and fuzzy oversampling for vulnerability detection," *IEEE Transactions on Fuzzy Systems*, vol. 28, no. 7, pp. 1329–1343, 2019.
- [21] A. Bussone, S. Stumpf, and D. O'Sullivan, "The role of explanations on trust and reliance in clinical decision support systems," in *2015 international conference on healthcare informatics*. IEEE, 2015, pp. 160–169.
- [22] M. Nourani, C. Roy, T. Rahman, E. D. Ragan, N. Ruozzi, and V. Gogate, "Don't explain without verifying veracity: An evaluation of explainable ai with video activity recognition," *arXiv preprint arXiv:2005.02335*, 2020.
- [23] S. Mohseni, N. Zarei, and E. D. Ragan, "A survey of evaluation methods and measures for interpretable machine learning," *ArXiv*, vol. abs/1811.11839, 2018.
- [24] M. K. Lee, D. Kusbit, E. Metsky, and L. Dabbish, "Working with machines: The impact of algorithmic and data-driven management on human workers," in *Proceedings of the 33rd annual ACM conference on human factors in computing systems*, 2015, pp. 1603–1612.
- [25] J. Tang, H. Gao, H. Liu, and A. Das Sarma, "etrust: Understanding trust evolution in an online world," in *Proceedings of the 18th ACM SIGKDD international conference on Knowledge discovery and data mining*, 2012, pp. 253–261.
- [26] N. Tintarev and J. Masthoff, "Designing and evaluating explanations for recommender systems," in *Recommender systems handbook*. Springer, 2011, pp. 479–510.
- [27] CodeQL, <https://codeql.github.com/>, 2022, accessed: 2022-04-23.
- [28] M. Fu and C. Tantithamthavorn, "Linevul: A transformer-based line-level vulnerability prediction," in *2022 IEEE/ACM 19th International Conference on Mining Software Repositories (MSR)*, 2022, pp. 608–620.
- [29] S. Wattanakriengkrai, P. Thongtanunam, C. Tantithamthavorn, H. Hata, and K. Matsumoto, "Predicting defective lines using a model-agnostic technique," *IEEE Transactions on Software Engineering*, 2020.
- [30] C. Pornprasit and C. K. Tantithamthavorn, "Jitline: A simpler, better, faster, finer-grained just-in-time defect prediction," in *2021 IEEE/ACM 18th International Conference on Mining Software Repositories (MSR)*. IEEE, 2021, pp. 369–379.
- [31] M. Ghassemi, L. Oakden-Rayner, and A. L. Beam, "The false hope of current approaches to explainable artificial intelligence in health care," *The Lancet Digital Health*, vol. 3, no. 11, pp. e745–e750, 2021.
- [32] P. Linardatos, V. Papastefanopoulos, and S. Kotsiantis, "Explainable ai: A review of machine learning interpretability methods," *Entropy*, vol. 23, no. 1, p. 18, 2020.
- [33] Y. Zhang, Q. V. Liao, and R. K. Bellamy, "Effect of confidence and explanation on accuracy and trust calibration in ai-assisted decision making," in *Proceedings of the 2020 Conference on Fairness, Accountability, and Transparency*, 2020, pp. 295–305.
- [34] S. Arora, D. Pruthi, N. Sadeh, W. W. Cohen, Z. C. Lipton, and G. Neubig, "Explain, edit, and understand: Rethinking user study design for evaluating model explanations," in *Proceedings of the AAAI Conference on Artificial Intelligence*, vol. 36, no. 5, 2022, pp. 5277–5285.
- [35] S. Wiegreffe, J. Hessel, S. Swayamdipta, M. Riedl, and Y. Choi, "Reframing human-ai collaboration for generating free-text explanations," *arXiv preprint arXiv:2112.08674*, 2021.
- [36] J. Jiménez-Luna, F. Grisoni, and G. Schneider, "Drug discovery with explainable artificial intelligence," *Nature Machine Intelligence*, vol. 2, no. 10, pp. 573–584, 2020.
- [37] J. M. Alonso, S. Barro, A. Bugarín, K. v. Deemter, C. Gardent, A. Gatt, E. Reiter, C. Sierra, M. Theune, N. Tintarev *et al.*, "Interactive natural language technology for explainable artificial intelligence," in *International Workshop on the Foundations of Trustworthy AI Integrating Learning, Optimization and Reasoning*. Springer, 2020, pp. 63–70.
- [38] CVE Request Template, <http://cveproject.github.io/docs/content/key-details-phrasing.pdf>, 2022, accessed: 2022-04-23.
- [39] J. Sun, Z. Xing, L. Z. Sherry Xu, and Q. Lu, "Heterogeneous vulnerability report traceability recovery by vulnerability aspect matching," in *Proceedings of the ACM/IEEE 38th International Conference on Software Maintenance and Evolution*, ser. ICSME '22, 2022.
- [40] J. Sun, Z. Xing, H. Guo, D. Ye, X. Li, X. Xu, and L. Zhu, "Generating informative cve description from exploitdb posts by extractive summarization," *arXiv preprint arXiv:2101.01431*, 2021.
- [41] Z. Feng, D. Guo, D. Tang, N. Duan, X. Feng, M. Gong, L. Shou, B. Qin, T. Liu, D. Jiang *et al.*, "Codebert: A pre-trained model for programming and natural languages," *arXiv preprint arXiv:2002.08155*, 2020.
- [42] Tomcat, <https://tomcat.apache.org/>, 2022, accessed: 2022-04-23.
- [43] Snyk Databases, <https://snyk.io/vuln>, 2022, accessed: 2022-04-23.
- [44] B. Liu, G. Meng, W. Zou, Q. Gong, F. Li, M. Lin, D. Sun, W. Huo, and C. Zhang, "A large-scale empirical study on vulnerability distribution within projects and the lessons learned," in *Proceedings of the ACM/IEEE 42nd International Conference on Software Engineering*, ser. ICSE '20. New York, NY, USA: Association for Computing Machinery, 2020, p. 1547–1559.
- [45] Common Weakness Enumeration, <https://cwe.mitre.org/>, 2022, accessed: 2022-04-23.
- [46] IBM X-Force, <https://exchange.xforce.ibmcloud.com/activity/list?filter=Vulnerabilities>, 2022, accessed: 2022-04-23.
- [47] Exploit Database, <https://www.exploit-db.com/>, 2022, accessed: 2022-04-23.
- [48] Openwall mailing list archives, <https://www.openwall.com/lists/>, 2022, accessed: 2022-04-23.

- [49] H. Sak, A. W. Senior, and F. Beaufays, "Long short-term memory recurrent neural network architectures for large scale acoustic modeling," 2014.
- [50] K. Greff, R. K. Srivastava, J. Koutník, B. R. Steunebrink, and J. Schmidhuber, "Lstm: A search space odyssey," *IEEE transactions on neural networks and learning systems*, vol. 28, no. 10, pp. 2222–2232, 2016.
- [51] J. Zhou, Y. Cao, X. Wang, P. Li, and W. Xu, "Deep recurrent models with fast-forward connections for neural machine translation," *Transactions of the Association for Computational Linguistics*, vol. 4, pp. 371–383, 2016.
- [52] A. Graves, N. Jaitly, and A.-r. Mohamed, "Hybrid speech recognition with deep bidirectional lstm," in *2013 IEEE workshop on automatic speech recognition and understanding*. IEEE, 2013, pp. 273–278.
- [53] Y. Zhou, J. K. Siow, C. Wang, S. Liu, and Y. Liu, "Spi: Automated identification of security patches via commits," *arXiv preprint arXiv:2105.14565*, 2021.
- [54] Z. Li, D. Zou, S. Xu, Z. Chen, Y. Zhu, and H. Jin, "Vuldelocator: A deep learning-based fine-grained vulnerability detector," 01 2020.
- [55] A. Vaswani, N. Shazeer, N. Parmar, J. Uszkoreit, L. Jones, A. N. Gomez, L. Kaiser, and I. Polosukhin, "Attention is all you need," in *Proceedings of the 31st International Conference on Neural Information Processing Systems*, ser. NIPS'17, 2017, p. 6000–6010.
- [56] B. Roziere, M.-A. Lachaux, L. Chanussot, and G. Lample, "Unsupervised translation of programming languages," *Advances in Neural Information Processing Systems*, vol. 33, pp. 20601–20611, 2020.
- [57] M.-A. Lachaux, B. Roziere, M. Szafraniec, and G. Lample, "Dobf: A deobfuscation pre-training objective for programming languages," in *Advances in Neural Information Processing Systems*, vol. 34. Curran Associates, Inc., 2021, pp. 14967–14979.
- [58] J. S. Bridle, "Probabilistic interpretation of feedforward classification network outputs, with relationships to statistical pattern recognition," in *Neurocomputing*. Springer, 1990, pp. 227–236.
- [59] T. Mikolov, I. Sutskever, K. Chen, G. S. Corrado, and J. Dean, "Distributed representations of words and phrases and their compositionality," *Advances in neural information processing systems*, vol. 26, 2013.
- [60] K. He, X. Zhang, S. Ren, and J. Sun, "Deep residual learning for image recognition," in *Proceedings of the IEEE conference on computer vision and pattern recognition*, 2016, pp. 770–778.
- [61] CVE Details, <https://www.cvedetails.com/>, 2023, accessed: 2023-01-18.
- [62] C.-Y. Lin, "Rouge: A package for automatic evaluation of summaries," in *Text summarization branches out*, 2004, pp. 74–81.
- [63] M. Nourani, C. Roy, J. E. Block, D. R. Honeycutt, T. Rahman, E. Ragan, and V. Gogate, "Anchoring bias affects mental model formation and user reliance in explainable ai systems," in *26th International Conference on Intelligent User Interfaces*, 2021, pp. 340–350.
- [64] I. Papagiannis, M. Migliavacca, and P. Pietzuch, "Php aspis: Using partial taint tracking to protect against injection attacks," 06 2011, pp. 2–2.
- [65] J. Viega, J. Bloch, Y. Kohno, and G. McGraw, "Its4: a static vulnerability scanner for c and c++ code," in *Proceedings 16th Annual Computer Security Applications Conference (ACSAC'00)*, 2000, pp. 257–267.
- [66] Y. Younan, W. Joosen, and F. Piessens, "Code injection in c and c++ : A survey of vulnerabilities and countermeasures," DEPARTEMENT COMPUTERWETENSCHAPPEN, KATHOLIEKE UNIVERSITEIT LEUVEN, Tech. Rep., 2004.
- [67] Y. Chen, A. E. Santosa, A. M. Yi, A. Sharma, A. Sharma, and D. Lo, "A machine learning approach for vulnerability curation," in *Proceedings of the 17th International Conference on Mining Software Repositories*, ser. MSR '20. Association for Computing Machinery, 2020, p. 32–42.
- [68] R. Ramsauer, L. Bulwahn, D. Lohmann, and W. Mauerer, "The sound of silence: Mining security vulnerabilities from secret integration channels in open-source projects," in *Proceedings of the 2020 ACM SIGSAC Conference on Cloud Computing Security Workshop*, ser. CCSW'20, 2020, p. 147–157.
- [69] D. S. Weld and G. Bansal, "The challenge of crafting intelligible intelligence," *Communications of the ACM*, vol. 62, no. 6, pp. 70–79, 2019.
- [70] K. Simonyan, A. Vedaldi, and A. Zisserman, "Deep inside convolutional networks: Visualising image classification models and saliency maps," *arXiv preprint arXiv:1312.6034*, 2013.
- [71] M. D. Zeiler and R. Fergus, "Visualizing and understanding convolutional networks," in *European conference on computer vision*. Springer, 2014, pp. 818–833.
- [72] S. Berkovsky, R. Taib, and D. Conway, "How to recommend? user trust factors in movie recommender systems," in *Proceedings of the 22nd international conference on intelligent user interfaces*, 2017, pp. 287–300.
- [73] H. Lakkaraju, S. H. Bach, and J. Leskovec, "Interpretable decision sets: A joint framework for description and prediction," in *Proceedings of the 22nd ACM SIGKDD international conference on knowledge discovery and data mining*, 2016, pp. 1675–1684.
- [74] F. Hohman, M. Kahng, R. Pienta, and D. H. Chau, "Visual analytics in deep learning: An interrogative survey for the next frontiers," *IEEE transactions on visualization and computer graphics*, vol. 25, no. 8, pp. 2674–2693, 2018.
- [75] C. K. Tantithamthavorn and J. Jiarapakdee, "Explainable ai for software engineering," in *2021 36th IEEE/ACM International Conference on Automated Software Engineering (ASE)*. IEEE, 2021, pp. 1–2.
- [76] J. Jiarapakdee, C. K. Tantithamthavorn, H. K. Dam, and J. Grundy, "An empirical study of model-agnostic techniques for defect prediction models," *IEEE Transactions on Software Engineering*, vol. 48, no. 1, pp. 166–185, 2020.
- [77] Y. Li, S. Wang, and T. N. Nguyen, "Vulnerability detection with fine-grained interpretations," in *Proceedings of the 29th ACM Joint Meeting on European Software Engineering Conference and Symposium on the Foundations of Software Engineering*, 2021, pp. 292–303.
- [78] J. Jiarapakdee, C. K. Tantithamthavorn, and J. Grundy, "Practitioners' perceptions of the goals and visual explanations of defect prediction models," in *2021 IEEE/ACM 18th International Conference on Mining Software Repositories (MSR)*. IEEE, 2021, pp. 432–443.
- [79] J. Huang, D. Tang, L. Shou, M. Gong, K. Xu, D. Jiang, M. Zhou, and N. Duan, "Cosqa: 20,000+ web queries for code search and question answering," *arXiv preprint arXiv:2105.13239*, 2021.
- [80] V.-A. Nguyen, D. Q. Nguyen, V. Nguyen, T. Le, Q. H. Tran, and D. Phung, "Regvd: Revisiting graph neural networks for vulnerability detection," *arXiv preprint arXiv:2110.07317*, 2021.
- [81] E. Shi, W. Gub, Y. Wang, L. Du, H. Zhang, S. Han, D. Zhang, and H. Sun, "Enhancing semantic code search with multimodal contrastive learning and soft data augmentation," *arXiv preprint arXiv:2204.03293*, 2022.
- [82] D. Goel, R. Grover, and F. H. Fard, "On the cross-modal transfer from natural language to code through adapter modules," *arXiv preprint arXiv:2204.08653*, 2022.