

# Variable Selection for Kernel Two-Sample Tests

Jie Wang, Santanu S. Dey, Yao Xie

## Abstract

We consider the variable selection problem for two-sample tests, aiming to select the most informative variables to distinguish samples from two groups. To solve this problem, we propose a framework based on the kernel maximum mean discrepancy (MMD). Our approach seeks a group of variables with a pre-specified size that maximizes the variance-regularized MMD statistics. This formulation also corresponds to the minimization of asymptotic type-II error while controlling type-I error, as studied in the literature. We present mixed-integer programming formulations and offer exact and approximation algorithms with performance guarantees for linear and quadratic types of kernel functions. Experimental results demonstrate the superior performance of our framework.

## I. INTRODUCTION

We study the variable selection problem for two-sample testing, which aims to select the most informative variables to best distinguish samples from two groups. On one hand, it is crucial to identify interpretable variables that contribute to the inherent differences between populations, as it plays a significant role in various scientific discovery areas. For instance, in the context of gene expressions and biological indicators, only a small subset of variables may account for the disparities between normal and abnormal data samples [50]. On the other hand, the dissimilarities between high-dimensional datasets often exhibit a low-dimensional structure [46]. Consequently, extracting a small set of crucial variables as a pre-processing step enhances the efficacy of high-dimensional two-sample testing. Unfortunately, the selection of key variables can be challenging primarily for three reasons: (i) Limited information is available regarding the data distribution for each group; (ii) The number of observed samples is insufficient to obtain accurate estimates of the distributions for each group; (iii) The high dimensionality of the data points makes it challenging to compare the two groups effectively.

Jie Wang, Santanu S. Dey, and Yao Xie are with H. Milton Stewart School of Industrial and Systems Engineering, Georgia Institute of Technology.

The problem of non-parametric variable selection for two-sample testing with limited data samples has been a long-standing challenge in literature. Classical approaches mainly rely on parametric assumptions regarding the data-generating distributions. For example, Taguch and Rajesh [45] assume target distributions as Gaussian and find important variables such that the difference between mean and covariance among two groups is maximized. Following this seminal work, references [24, 27, 28] further model distributions as Gaussian graphical models and detect the difference between distributions in correlation and partial correlation. However, it is undesirable to restrict the analysis to parametric distributions because those assumptions may not hold for real-world data. The Bonferroni method [6] has been proposed in the two-sample testing context to compare every single feature using statistical tests to obtain representative variables, but it may not perform well when correlations exist between them.

Recently, Mueller and Jaakkola [40] proposed the projected Wasserstein distance for this task, operating by finding the sparse projection direction such that the univariate Wasserstein distance between projected samples is maximized. Since the Wasserstein distance is flexible enough to compare arbitrarily two distributions even with non-overlapping support [18], this approach serves as a non-parametric way for selecting variables. However, it is important to note that the non-asymptotic convergence of the proposed projected Wasserstein distance depends significantly on factors such as the size of the distribution support and the projected dimension. Furthermore, due to the nonconvex nature of the problem, only approximation algorithms have been proposed to find local optimal solutions. Unfortunately, there is currently no theoretical result available to quantify the sub-optimality gap of the estimated solution. In statistical analysis, the assumption typically made is that one can successfully identify the global optimum, which is not guaranteed in this case.

In addition to Wasserstein distance, the MMD statistics are also popular in signal processing and machine learning areas, motivated by their computational efficiency and nice statistical properties [20, 21, 22]. The MMD-based approaches have been proposed in literature to study the problems of one- or two-sample testing [10, 20, 21, 22, 29, 36, 42, 43]. In this paper, we leverage the MMD framework to propose a novel approach for variable selection in two-sample testing. Specifically, we aim to select key variables that maximize the variance-regularized MMD statistic, which in turn (approximately) maximizes the corresponding kernel testing power. Our contributions are summarized as follows:

- We reformulate the framework for the linear kernel case as an inhomogeneous quadratic

maximization problem with  $\ell_2$  and  $\ell_0$  norm constraints, which is a slight extension of the classical sparse PCA problem. Despite NP-hardness, we provide an exact mixed-integer semi-definite programming formulation together with exact and approximation algorithms for solving this problem. To the best of our knowledge, this study is new in literature. Besides, we show this framework seeks to find the difference between marginal distributions of target distributions.

- We show the framework for the quadratic kernel case can be reformulated as a monomial optimization up to 4 degrees with sparsity constraints, which is computationally intractable. We provide an approximation algorithm that iteratively optimizes its second-order approximation objective function. In addition, we show this framework seeks to find the projection direction to maximize the difference between the combination of marginal distributions and correlations of target distributions.
- We provide non-asymptotic statistical convergence analysis regarding our proposed objective function. For linear and quadratic kernel cases, the objective estimated from  $n$  samples converges to its population version with an order of  $1/\sqrt{n}$ .
- We conduct numerical experiments with synthetic and real datasets to demonstrate the superior performance of our proposed framework over other baseline models.

**Notations** Given a positive integer  $n$ , define  $[n] = \{1, \dots, n\}$ . Let  $\mathbb{S}_n^+$  denote the collection of  $n \times n$  symmetric positive semi-definite matrices. Given an  $m \times n$  matrix  $A$  and two sets  $S \subseteq [m], t \subseteq [n]$ , denote  $A_{S,T}$  as the submatrix with rows and columns indexed by  $S$  and  $T$ . Given a vector  $z \in \mathbb{R}^D$  and a set  $S \subseteq [D]$ , we use  $z[k]$  to denote the  $k$ -th entry in  $z$ , and  $z_S$  to denote the subvector with entries indexed by  $S$ . Given a vector  $z \in \mathbb{R}^D$  and a distribution  $\mu$  in  $\mathbb{R}^D$ , denote  $z \circ \mu$  as the distribution of the random variable  $\sum_{k \in [D]} z[k]x[k]$  provided that  $x \sim \mu$ . Define  $\mathbb{F} = \{0, 1\}$  and the norm  $\|z\|_{(d)} = \max_{S: |S| \leq d} \|z_S\|_2$ .

### A. Related Work

Classical variable selection approaches seek to extract the most valuable features from a group of high-dimensional data points. In particular, the sparse PCA approach seeks to select crucial variables that maximize the sample covariance based on sample sets [13, 14, 33]; the truncated SVD approach aims to formulate a low-rank data matrix with minimum approximation error [32], and the maximum entropy sampling or experiment design approach aims to select a subgroup of samples that reserve information as much as possible [31, 34]. However, the literature has paid less

attention to variable selection for identifying differences between two groups. Recently, Mueller and Jaakkola [40] proposed to find the optimal subset of features such that the Wasserstein distance between projected distributions in dimension  $d = 1$  is maximized. Later Wang et al. [47, 48] modified the projection function as the linear mapping with general dimension  $d > 1$  and nonlinear mapping, respectively, thus improving the flexibility of dimensionality reduction and power of two-sample testing. Nevertheless, these references do not provide methodologies for identifying subsets of variables that best characterize the differences between two groups.

Another approach for kernel parameter design is to maximize the empirical maximum mean discrepancy (MMD), as inspired by [16, 30]. However, it has been demonstrated that this criterion does not perform as well as maximizing the variance-normalized empirical MMD [36, 44], which is equivalent to improving the asymptotic kernel testing power. In our framework, we observe that the latter criterion can be formulated as a fractional programming problem subject to sparsity and norm constraints, which is highly challenging to solve. Hence, we are motivated to consider optimizing the variance-regularized MMD statistic as a surrogate.

## II. MODEL FORMULATION

Let  $\mathbf{x}^n := \{x_i\}_{i=1}^n$  and  $\mathbf{y}^n = \{y_i\}_{i=1}^n$  be  $n$  i.i.d. samples generated from distributions  $\mu$  and  $\nu$ , respectively. In particular, those data samples are in the Euclidean space  $\mathbb{R}^D$ , where the dimension  $D$  denotes the number of feature variables. In this paper, we propose a variable selection framework for two-sample testing, aimed at identifying the most informative variables that can distinguish whether the distributions  $\mu$  and  $\nu$  are different. To begin, we present the concept of maximum mean discrepancy (MMD), which measures the discrepancy between two probability distributions by employing test functions within a reproducing kernel Hilbert space (RKHS).

**Definition II.1** (Maximum Mean Discrepancy). A kernel function  $K : \mathbb{R}^D \times \mathbb{R}^D \rightarrow \mathbb{R}$  is called a positive semi-definite kernel if  $\sum_{i \in [N]} \sum_{j \in [N]} c_i c_j K(x_i, x_j) \geq 0$  for any finite set of samples  $\{x_i\}_{i=1}^N$  in  $\mathbb{R}^D$  and  $\{c_i\}_{i=1}^N$  in  $\mathbb{R}$ . A positive semi-definite kernel  $K$  induces a unique RKHS  $\mathcal{H}_K$ . Given a RKHS  $\mathcal{H}_K$  containing a class of candidate testing functions and two distributions  $\mu, \nu$ , define the corresponding MMD statistic as

$$\text{MMD}(\mu, \nu; K) \triangleq \sup_{f \in \mathcal{H}_K, \|f\|_{\mathcal{H}_K} \leq 1} \left\{ \mathbb{E}_\mu[f] - \mathbb{E}_\nu[f] \right\}.$$

It can be shown that the MMD statistic can be equivalently written as a distance in  $\mathcal{H}$  between mean embeddings [7]:

$$\text{MMD}^2(\mu, \nu; K) = \mathbb{E}_{x, x' \sim \mu}[K(x, x')] + \mathbb{E}_{y, y' \sim \nu}[K(y, y')] - 2\mathbb{E}_{x \sim \mu, y \sim \nu}[K(x, y)].$$

Although the data distributions  $\mu$  and  $\nu$  are not available, we can formulate an estimate of  $\text{MMD}^2(\mu, \nu; K)$  based on samples  $\mathbf{x}^n$  and  $\mathbf{y}^n$  using the following statistic:

$$S^2(\mathbf{x}^n, \mathbf{y}^n; K) \triangleq \frac{1}{n(n-1)} \sum_{i \in [n], j \in [n], i \neq j} H_{i,j}, \quad (1)$$

with

$$H_{i,j} := K(x_i, x_j) + K(y_i, y_j) - K(x_i, y_j) - K(y_j, x_i).$$

The choice of kernel function largely influences the performance of variable selection for two-sample test. The goal of two-sample test is to achieve the largest testing power with controlled type-I error. It has been pointed out that for MMD-based two-sample testing, the kernel function leading to the most powerful test will approximately maximize the ratio  $J(\mu, \nu; K) := \text{MMD}(\mu, \nu; K) / \sigma_{\mathcal{H}_1}(\mu, \nu; K)$ , where the term

$$\sigma_{\mathcal{H}_1}^2(\mu, \nu; K) := 4(\mathbb{E}[H_{12}H_{13}] - \mathbb{E}[H_{12}]^2) \quad (2)$$

quantifies the variance of empirical MMD estimator defined in (1) under the alternative hypothesis  $\mathcal{H}_1 : \mu \neq \nu$ . One can formulate an unbiased estimate of (2) using samples:

$$\hat{\sigma}_{\mathcal{H}_1}^2(\mathbf{x}^n, \mathbf{y}^n; K) = \frac{4}{n^3} \sum_{i \in [n]} \left( \sum_{j \in [n]} H_{i,j} \right)^2 - \frac{4}{n^4} \left( \sum_{i \in [n]} \sum_{j \in [n]} H_{i,j} \right)^2. \quad (3)$$

In this paper, we focus on the variable selection task with MMD by considering the following two types of kernel function  $K_z(\cdot, \cdot)$ , where  $z$  is the coefficient vector to be optimized.

**Linear Kernel:** specify the scalar-input kernel  $\bar{K} : \mathbb{R} \times \mathbb{R} \rightarrow \mathbb{R}$  and construct

$$K_z(x, y) = \sum_{k \in [D]} z[k] \bar{K}(x[k], y[k]). \quad (4a)$$

**Quadratic Kernel:** specify the bandwidth  $c > 0$  and kernel  $\bar{K} : \mathbb{R} \times \mathbb{R} \rightarrow \mathbb{R}$ , then construct

$$K_z(x, y) = \left( \sum_{k \in [D]} z[k] \bar{K}(x[k], y[k]) + c \right)^2. \quad (4b)$$

Here the scalar-input kernel  $\bar{K} : \mathbb{R} \times \mathbb{R} \rightarrow \mathbb{R}$  is chosen as the Gaussian kernel with user-specified bandwidth  $\tau > 0$ , i.e.,  $\bar{K}(x, y) = \exp(-|x - y|^2 / (2\tau))$ , and the vector  $z = (z[k])_{k \in [D]}$  is the sparse variable selection coefficient in  $\mathcal{Z} := \{z \in \mathbb{R}^D : \|z\|_2 = 1, \|z\|_0 \leq d\}$ .

We aim to pick the sparse selection vector  $z$  to achieve the most powerful test, which amounts to maximize the ratio  $J(\mu, \nu; K_z)$  over  $\mathcal{Z}$ . Since the distributions  $\mu$  and  $\nu$  are not directly accessible, we can estimate this ratio using  $\hat{J}(\mathbf{x}^n, \mathbf{y}^n; K_z) := S^2(\mathbf{x}^n, \mathbf{y}^n; K_z) / \hat{\sigma}_{\mathcal{H}_1}^2(\mathbf{x}^n, \mathbf{y}^n; K)$ . Due to the intractability of optimizing this fraction,, we aim to pick the selection vector  $z$  that solves

$$\max_{z \in \mathcal{Z}} \left\{ F(z) := S^2(\mathbf{x}^n, \mathbf{y}^n; K_z) - \lambda \hat{\sigma}_{\mathcal{H}_1}^2(\mathbf{x}^n, \mathbf{y}^n; K_z) \right\}. \quad (5)$$

By properly choosing  $\lambda > 0$  to balance the trade-off between maximizing the empirical MMD statistics  $S^2(\mathbf{x}^n, \mathbf{y}^n; K_z)$  and minimizing the corresponding variance  $\hat{\sigma}_{\mathcal{H}_1}^2(\mathbf{x}^n, \mathbf{y}^n; K_z)$ , the optimization above amounts to approximately maximize the sample-based testing power criteria  $\hat{J}(\mathbf{x}^n, \mathbf{y}^n; K_z)$ . In practice, the regularization value  $\lambda$  can be chosen using the cross-validation method.

Using the proposed variable selection framework, we present a kernel two-sample test as follows. The data points are divided into training and testing datasets. Initially, the training set is utilized to obtain the selection coefficient that optimally identifies the differences between the two groups. Next, a permutation test is performed on the testing data points, projected based on the trained selection coefficient. The detailed algorithm is presented in Algorithm 1. This test is guaranteed to exactly control the type-I error [19] because we evaluate the  $p$ -value of the test via the permutation approach. In the following sections, we discuss how to solve the optimization problem (5) with linear and quadratic kernels, respectively. In the subsequent sections, we discuss how to solve the optimization problem (5) with linear and quadratic kernels, respectively. Additionally, we highlight certain assumptions regarding data distributions under which the linear or quadratic kernel can establish reliable two-sample testing.

### III. LINEAR KERNEL MMD AND MIXED-INTEGER QUADRATIC OPTIMIZATION

We first consider the linear kernel case in (4a). Define vectors

$$h_{i,j} = \left( \overline{K}(x_i[k], x_j[k]) + \overline{K}(y_i[k], y_j[k]) - \overline{K}(x_i[k], y_j[k]) - \overline{K}(y_j[k], x_i[k]) \right)_{k \in [D]},$$

$$h_i = \sum_{j \in [n]} h_{i,j}, \quad h = \sum_{i \in [n], j \in [n]} h_{i,j}, \quad \hat{h} = \sum_{i \in [n], j \in [n], i \neq j} h_{i,j}.$$

Based on those expressions, we reformulate (5) as a simple mixed-integer quadratic optimization (MIQP) problem:

$$\max_{z \in \mathcal{Z}} \left\{ z^T A z + z^T t \right\}, \quad (6)$$

---

**Algorithm 1** A permutation two-sample test using MMD
 

---

**Require:** cardinality  $d$ , number of permutation times  $N_p$ , collected samples  $\mathbf{x}^n$  and  $\mathbf{y}^n$ .

- 1: Split data as  $\mathbf{x}^n = \mathbf{x}^{\text{Tr}} \cup \mathbf{x}^{\text{Te}}$  and  $\mathbf{y}^n = \mathbf{y}^{\text{Tr}} \cup \mathbf{y}^{\text{Te}}$ .
- 2: Obtain  $z^* = \arg \max \{F(z) : z \in \mathcal{Z}\}$ .
- 3: Compute the statistic  $T = S^2(\mathbf{x}^{\text{Te}}, \mathbf{y}^{\text{Te}}; K_{z^*})$ .
- 4: **for**  $t = 1, \dots, N_p$  **do**
- 5:   Shuffle  $\mathbf{x}^{\text{Te}} \cup \mathbf{y}^{\text{Te}}$  to obtain  $\mathbf{x}_{(t)}^{\text{Te}}$  and  $\mathbf{y}_{(t)}^{\text{Te}}$ .
- 6:   Compute the statistic for permuted samples:

$$T_t = S^2(\mathbf{x}_{(t)}^{\text{Te}}, \mathbf{y}_{(t)}^{\text{Te}}; K_{z^*}).$$

7: **end for**

**Return** the  $p$ -value  $\frac{1}{N_p} \sum_{t=1}^{N_p} 1\{T_t \geq T\}$ .

---

where the data matrix  $A = -\frac{4\lambda}{n^4}hh^T + \frac{4\lambda}{n^3} \sum_{i \in [n]} h_i h_i^T$  and vector  $t = \frac{1}{n(n-1)} \hat{h}$ . Before providing tractable algorithms for solving the formulation (6), we discuss under which conditions will linear kernel MMD may or may not achieve satisfactory performance on the variable selection task.

**Remark III.1** (Cons about Linear Kernel). Under the linear kernel choice, it can be shown that

$$\text{MMD}^2(\mu, \nu; K_z) = \sum_{k \in [D]} z[k] \text{MMD}^2(\text{Proj}_{k\#} \mu, \text{Proj}_{k\#} \nu; \bar{K})$$

where  $\text{Proj}_{k\#} \mu, \text{Proj}_{k\#} \nu$  are the  $k$ -th marginal distributions of  $\mu, \nu$ , respectively. In other words, the selection coefficient  $z$  aims to find a direction to identify the difference between marginal distributions of  $\mu$  and  $\nu$ . However, under the case where marginal distributions of  $\mu$  and  $\nu$  are the same, the linear kernel MMD does not have enough power to find informative variables to distinguish those two distributions even if the scalar-input kernel  $\bar{K}$  is characteristic (e.g., the Gaussian kernel).

In the following, we discuss exact and approximation algorithms for solving (6) with generic data matrix  $A$  and vector  $t$ . Such a topic is also worth exploring for optimization theory and other practical applications. The objective in (6) can be re-written as  $z^T(A - \lambda_{\min}(A)I)z + z^T t + \lambda_{\min}(A)$ , where  $A - \lambda_{\min}(A)I \succeq 0$ . One can therefore assume the matrix  $A$  in (6) is positive semi-definite without loss of generality. It is worth mentioning that the problem (6) reduces to the sparse PCA formulation when the coefficient vector  $t = 0$ , which has been studied extensively in

literature [3, 17, 33, 39]. However, the study for general vector  $t$  for the problem (6) is new in literature.

There are two concerns about the formulation (6) that limit its application in large-scale scenarios. First, since the objective function is non-concave in  $z$ , it is challenging to develop exact algorithms for solving (6). We provide a mixed-integer *convex* programming formulation which motivates us to develop exact algorithms (see the detailed discussion in Appendix A). Second, this problem is NP-hard even if  $t = 0$  as pointed out in [38]. In the case of large problem size, we provide its approximation algorithms with provable theoretical guarantees.

#### A. Exact Mixed-Integer SDP Reformulation

We first provide an exact MISDP reformulation of (6). When the coefficient vector  $t = 0$ , similar reformulation results have been developed in the sparse PCA literature [4, 33]. However, such a reformulation for  $t \neq 0$  is new in literature.

**Theorem III.2.** *Define the matrix*

$$\tilde{A} = \begin{pmatrix} 0 & \frac{1}{2}t^T \\ \frac{1}{2}t & A \end{pmatrix}.$$

*Problem (6) can be equivalently formulated as*

$$\max_{Z \in \mathbb{S}_{D+1}^+, q \in \mathcal{Q}} \langle \tilde{A}, Z \rangle \quad (7a)$$

$$s.t. \quad Z_{i,i} \leq q[i], \quad i \in [D], \quad (7b)$$

$$Z_{0,0} = 1, \text{Tr}(Z) = 2, \quad (7c)$$

where the set  $\mathcal{Q} = \{q \in \mathbb{F}^D : \sum_{k \in [D]} q_k = d\}$ , and we assume the indices of  $Z, \tilde{A} \in \mathbb{S}_{D+1}^+$  are both over  $\{0, 1, \dots, D\}^2$ .

The proof idea of Theorem III.2 is to express the problem (6) as a *rank-1 constrained SDP* problem. Leveraging some well-known results on rank constrained optimization (see, e.g., [11, 35, 41]), one can remarkably remove the rank constraint without changing the optimal value of the original SDP problem. Although (7) is equivalent to (6), the fact that its continuous relaxation value is equal to  $w_{\text{rel}}$  suggests that it might be a weak formulation. This motivates us to propose two valid inequalities to strengthen the formulation (7) in Corollary III.3.



**Corollary III.3.** *The problem (6) reduces to the following stronger MISDP formulation:*

$$\begin{aligned} \max_{Z \in \mathbb{S}_{D+1}^+, q \in \mathcal{Q}} \quad & \langle \tilde{A}, Z \rangle \\ \text{s.t.} \quad & (7c), |Z_{i,j}| \leq M_{i,j}q[i], \sum_{j \in [D]} |Z_{i,j}| \leq \sqrt{d}q[i], \quad \forall i, j \in [D]. \end{aligned} \quad (8)$$

Here the matrix  $M \in \mathbb{R}^{D \times D}$  is defined as  $M_{i,j} = 1$  if  $i = j$  and otherwise  $M_{i,j} = 1/2$ .

It is worth noting that similar inequalities have been proposed in literature to improve the performance of solving sparse PCA [4, 13, 33]. On the one hand, the resulting formulation (8) can be directly solved via some exact MISDP solvers such as YALMIP [37]. On the other hand, it enables us to develop a customized exact algorithm to solve this formulation based on Benders decomposition since the binary vector  $q$  can be separated from other decision variables. We omit the details about exact algorithm development in Appendix A.

### B. Approximation Algorithms with Performance Guarantees for MIQP

A natural idea for developing approximation algorithm is to relax the boolean variable constraint  $q \in \mathcal{Q}$  in problem (8) into its convex hull constraint and solve the SDP formulation. Unfortunately, the relaxed SDP formulation is still challenging to solve, especially for large-scale scenarios, which motivates us to develop the following computationally cheap approximation algorithms. Besides, the approximation ratios for both SDP formulation (see Appendix B for formal statement) and the following proposed approximation algorithm are provided. Compared with the approximation ratio of relaxed SDP formulation (i.e.,  $\min(D/d, d) + \mathcal{O}(1)$ ), the ratio for our proposed algorithm is tighter (i.e.,  $\min(D/d, \sqrt{d}) + \mathcal{O}(1)$ ).

**Approximation Algorithm (I):** Let  $A_{:,i}$  be the  $i$ -th column of  $A$  for  $i \in [D]$ , and denote by  $\hat{z}_i$  the  $d$ -sparse truncation of  $A_{:,i}$ . Define  $z_i = \hat{z}_i / \|\hat{z}_i\|_2$ . Then return the estimated optimal solution as the best over all  $z_i$ 's and  $e_i$ 's for  $i \in [D]$ , where  $e_i$  denotes the  $i$ -th standard basis vector.

**Proposition III.4.** *The Approximation Algorithm (I) returns a feasible solution of (6) with objective value  $V_{(I)}$  such that  $\text{optval}(6) \geq V_{(I)} \geq \frac{1}{\sqrt{d}} \text{optval}(6) - 2\|t\|_{(d+1)}$ .*

**Approximation Algorithm (II):** Relax the  $\ell_0$ -norm constraint and solve the trust region problem  $\max_{z: \|z\|_2=1} \{z^T A z + z^T t\}$  to obtain the optimal primal-dual pair  $(v, \lambda)$ . Denote by  $\hat{z}$  the  $d$ -sparse truncation of  $v$ . Then return the estimated optimal solution  $z$  as the unit-norm truncation of  $\hat{z}$ .

**Proposition III.5.** *Algorithm (II) returns a feasible solution of (6) with objective value  $V_{(II)}$  such that  $\text{optval}(6) \geq V_{(II)} \geq d/D \cdot \text{optval}(6) - d/D \cdot \|t\|_2 - \left(1 + \sqrt{d/D}\right) \cdot \|t\|_{(d)}$ .*

We return the best over the output from Approximation Algorithm (I) and (II) as the estimated optimal solution. Combining Proposition III.4 and III.5, we find the returned solution approximates the optimal solution up to approximation ratio  $\min(D/d, \sqrt{d}) + \mathcal{O}(1)$ . It has been shown in Chan et al. [8] that it is NP-hard to implement any algorithm with *constant* approximation ratio. It is of research interest to develop approximation algorithms for solving problem (6) with tighter approximation ratio. For instance, Dey et al. [12] have developed a special relaxation formulation for problem (6) with  $t = 0$  with an optimality gap of  $(1 + \sqrt{d/(d+1)})^2$ , where the relaxation formulation with moderate problem size can be solved in reasonable amount of time. The proof technique of Proposition III.4 and III.5 is adopted from [8]. The difference is that the authors consider the approximation ratio under the case  $t = 0$ , while we adopt the structure of in-homogeneous quadratic function maximization to extend the case for general coefficient vector  $t$ .

#### IV. QUADRATIC KERNEL MMD

Next, we consider the quadratic kernel choice in (4b), which can be equivalently re-written as a quadratic form:

$$K_z(x, y) = z^T A(x, y)z + z^T t(x, y) + c^2.$$

Here we define the vector  $a(x, y) := (\overline{K}(x[k], y[k]))_{k \in [D]}$ , the matrix  $A(x, y) := a(x, y)a(x, y)^T$ , and the vector  $t(x, y) := 2ca(x, y)$ . In this case, the objective  $F(z)$  in (5) cannot be formulated as a quadratic function in  $z$  because the variance term in (5) is a monomial up to 4 degrees with respect to variable  $z$ , which motivates us to apply the second-order approximation procedure to solve this formulation. For a given solution  $z_0$ , define the second-order approximation of  $F$  as

$$\begin{aligned} \hat{F}(z; z_0) = & S^2(\mathbf{x}^n, \mathbf{y}^n; K_z) - \lambda \left[ \hat{\sigma}_{\mathcal{H}_1}^2(\mathbf{x}^n, \mathbf{y}^n; K_{z_0}) \right. \\ & \left. + \nabla \hat{\sigma}_{\mathcal{H}_1}^2(\mathbf{x}^n, \mathbf{y}^n; K_{z_0})^T (z - z_0) + \frac{1}{2} (z - z_0)^T \nabla^2 \hat{\sigma}_{\mathcal{H}_1}^2(\mathbf{x}^n, \mathbf{y}^n; K_{z_0}) (z - z_0) \right], \end{aligned} \quad (9)$$

where the squared MMD statistic  $S^2(\mathbf{x}^n, \mathbf{y}^n; K_z) = z^T A z + z^T t$ , with the coefficients

$$\begin{aligned} A &= \frac{1}{n(n-1)} \sum_{i,j \in [n], i \neq j} A(x_i, x_j) + A(y_i, y_j) - A(x_i, y_j) - A(y_i, x_j), \\ t &= \frac{1}{n(n-1)} \sum_{i,j \in [n], i \neq j} t(x_i, x_j) + t(y_i, y_j) - t(x_i, y_j) - t(y_i, x_j). \end{aligned}$$

Consequently, solving  $\arg \max_{z \in \mathcal{Z}} \hat{F}(z; z_0)$  amounts to solving the following MIQP:

$$\arg \max_{z \in \mathcal{Z}} \left\{ z^T \left[ A - \frac{\lambda}{2} \nabla^2 \hat{\sigma}_{\mathcal{H}_1}^2(\mathbf{x}^n, \mathbf{y}^n; K_{z_0}) \right] z + z^T [t + \lambda \nabla^2 \hat{\sigma}_{\mathcal{H}_1}^2(\mathbf{x}^n, \mathbf{y}^n; K_{z_0}) z_0] \right\}.$$

Our heuristic for optimizing  $F$  is as follows. Iteratively, we solve  $\hat{z}_{k+1} = \arg \max_{z \in \mathcal{Z}} \hat{F}(z; z_k)$  by querying the MIQP solver using either exact or approximation algorithm developed in Section III. If  $F(\hat{z}_{k+1}) > F(z_k)$  we update  $z_{k+1} = \hat{z}_{k+1}$  and continue the iteration. Otherwise we stop the iteration procedure and output  $\hat{z}_{k+1}$ . The exact algorithm and approximation algorithm with performance guarantees for solving (9) could be an interesting research topic for future study.

**Remark IV.1.** Under the quadratic kernel choice, it can be shown that  $\text{MMD}(\mu, \nu; K_z)^2 = z^T \mathcal{A}(\mu, \nu) z + z^T \mathcal{T}(\mu, \nu)$ , where  $\mathcal{A}(\mu, \nu)$  is a  $\mathbb{R}^{D \times D}$ -valued mapping such that

$$\begin{aligned} (\mathcal{A}(\mu, \nu))_{k_1, k_2} &= \mathbb{E}_{x, x' \sim \mu} [\overline{K}(x[k_1], x'[k_1]) \overline{K}(x[k_2], x'[k_2])] \\ &\quad + \mathbb{E}_{y, y' \sim \nu} [\overline{K}(y[k_1], y'[k_1]) \overline{K}(y[k_2], y'[k_2])] - 2\mathbb{E}_{x \sim \mu, y \sim \nu} [\overline{K}(x[k_1], y[k_1]) \overline{K}(x[k_2], y[k_2])], \end{aligned}$$

and  $\mathcal{T}(\mu, \nu)$  is a  $\mathbb{R}^D$ -valued mapping such that

$$\mathcal{T}(\mu, \nu)[k] = 2c\text{MMD}^2(\text{Proj}_{k\#}\mu, \text{Proj}_{k\#}\nu; \overline{K}).$$

Given two multivariate distributions, the quadratic MMD aims to find a direction  $z$  to distinguish the difference in each coordinate together with the correlation between two coordinates the most. Compared with the linear MMD that only identifies the difference in each coordinate, the quadratic MMD is a more flexible choice.

## V. STATISTICAL PERFORMANCE ANALYSIS

In this section, we provide statistical performance guarantees for the variance-regularized MMD statistics in (5). To simplify notation, let us define the population version of the objective in (5) as follows:

$$F^*(z) = \text{MMD}^2(\mu, \nu; K_z) - \lambda \sigma_{\mathcal{H}_1}^2(\mu, \nu; K_z).$$

We first demonstrate a concentration property where the empirical objective function, as defined in (5), converges to its population version as the sample size  $n$  approaches infinity. This concentration property remains valid for a more general kernel  $K_z(\cdot, \cdot)$ , extending beyond the linear or quadratic kernels examined in previous sections.

**Theorem V.1** (Non-asymptotic Concentration Properties). *Assume the kernel  $K_z(\cdot, \cdot)$  is uniformly bounded and satisfies the Lipschitz continuous condition, i.e., for any  $z, z' \in \mathcal{Z}, x, y \in \Omega$ , it holds that  $|K_z(x, y)| \leq M$  and  $|K_z(x, y) - K_{z'}(x, y)| \leq L\|z - z'\|_2$ . Then with probability at least  $1 - \delta$ , (i) the bias approximation error can be bounded as*

$$\sup_{z \in \mathcal{Z}} \left| S^2(\mathbf{x}^n, \mathbf{y}^n; K_z) - \text{MMD}^2(\mu, \nu; K_z) \right| \leq \frac{8}{\sqrt{n}} \left[ M \sqrt{2 \log \binom{D}{d} \frac{2}{\delta} + 2d \log(4\sqrt{n})} + L \right],$$

(ii) the variance approximation error can be bounded as

$$\sup_{z \in \mathcal{Z}} \left| \hat{\sigma}_{\mathcal{H}_1}^2(\mathbf{x}^n, \mathbf{y}^n; K_z) - \sigma_{\mathcal{H}_1}^2(\mu, \nu; K_z) \right| \leq \frac{64}{\sqrt{n}} \left[ 7 \sqrt{2 \log \binom{D}{d} \frac{2}{\delta} + 2d \log(4\sqrt{n})} + \frac{18M^2}{\sqrt{n}} + 8LM \right].$$

Proof of the theorem above follows similar covering number arguments in [36, Theorem 6]. The main difference is that when applying union bound on the set  $\mathcal{Z}$ , the corresponding error bound is sharper because the covering number of sparse-constrained set  $\mathcal{Z}$  is much smaller. In the following, we demonstrate that the linear kernel and quadratic kernel defined in (4) indeed satisfy the technical assumptions outlined in Theorem V.1.

**Proposition V.2.** *For linear kernel defined in (4a), it holds that  $M = \sqrt{d}, L = \sqrt{2d}$ ; for quadratic kernel defined in (4b), it holds that  $M = 2c^2 + 2d, L = 4d + 2c\sqrt{2d}$ .*

By combining Theorem V.1 and Proposition V.2, we demonstrate that, with a probability of at least  $1 - \delta$ , the empirical objective  $F$  in (5) using a linear or quadratic kernel and  $n$  samples approximates its population objective  $F^*$  with an order of  $1/\sqrt{n}$ . The precise hidden constant relies on factors  $\text{poly}(D), \text{poly}(d), \text{polylog}(1/\delta)$ , and  $\text{polylog}(n)$ .

## VI. NUMERICAL STUDY

We compare the performance of variable selection based on the following approaches: (I) Linear MMD: MMD with a linear kernel, as described in Section III. (II) Quadratic MMD: MMD with a quadratic kernel, as described in Section IV. Here we train the projection vector using the approximation algorithm. (III) Gaussian MMD with direct power maximization: we use the kernel function  $K_z(x, y) = \exp\left(-\sum_{k \in [D]} (z[k](x[k] - y[k]))^2 / (2\tau)\right)$  with properly chosen bandwidth  $\tau > 0$  and find the sparse selection vector  $z$  by optimizing  $\hat{J}(\mathbf{x}^n, \mathbf{y}^n; K_z)$  based on the heuristic in [36, 44]. (IV) Sparse Logistic Regression: a framework that trains the projection vector with  $\ell_0$ -norm constraint to minimize the logistic loss [5]. (V) Projected Wasserstein: variable selection framework using projected Wasserstein distance [40]. Since we consider the

problem of two-sample testing, we first quantify the performance of variable selection in terms of hypothesis testing metrics rather than the prediction accuracy metrics used in literature (see, e.g., [25, 26]) in Section VI-A. In Section VI-B, we quantify the performance using *false-discovery proportion* (FDP) and the *non-discovery proportion* (NDP) defined in [2]:  $\text{FDP}(I) = \frac{|I \setminus I^*|}{|I|}$  and  $\text{NDP}(I) = \frac{|I^* \setminus I|}{|I^*|}$ , where  $I^*$  denotes the ground truth feature set and  $I$  denotes the set obtained by variable selection algorithms. The smaller the FDP or NDP is, the better performance the obtained feature set has. Details about experiment setup together with additional experiments are omitted in Appendix D.

#### A. Study for synthetic Dataset

We adopt a similar setup to [40] for generating the synthetic datasets. In this setup,  $\mu$  and  $\nu$  represent two multivariate Gaussian distributions of dimension  $D$  with zero mean vectors and differing covariance matrices. Specifically, the covariance matrices differ in both diagonal and off-diagonal entries, indicating variations in the marginal distributions and correlations of the ground truth target distributions. We define the intrinsic dimension characterizing these differences as  $d = 3$ , and set the sample size as  $m = n$ . Unless stated otherwise, we choose  $n = 100$  and  $D = 60$ .

Figure 1 presents the testing power and type-I error for various approaches across different sample sizes and data dimensions. From the figure, it is evident that the logistic regression approach does not exhibit competitive performance. One possible explanation is that the data points from the two groups are not linearly separable. Although the linear MMD only utilizes the marginal distributions of the target distributions for two-sample testing, it demonstrates lower testing power compared to the quadratic MMD framework. The Gaussian MMD framework, which employs a heuristic approach lacking convergence guarantees to optimize the sparse selection vector, generally does not outperform the proposed variable selection approach based on linear or quadratic kernels. Similarly, since the training problem for the projected Wasserstein distance cannot be solved with certifiable guarantees, it does not achieve superior performance to the quadratic MMD in this particular example.

#### B. Study for MADELON dataset

Next, we examine the performance of variable selection on a large-scale dataset MADELON with sample size  $m = n = 1000$  and the data dimension  $D = 500$  [23]. Only 20 features within

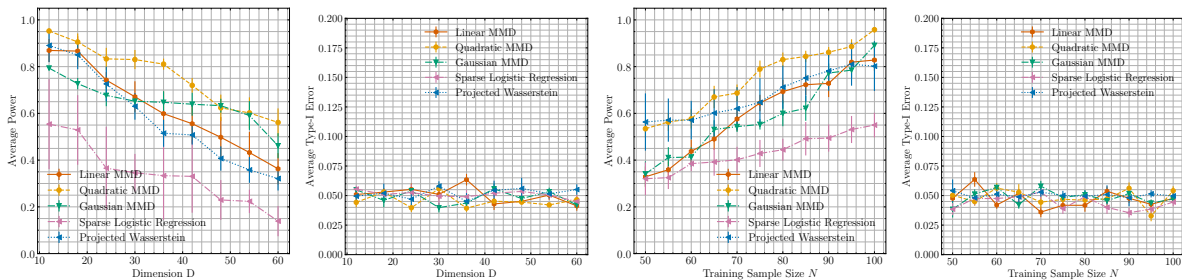


Fig. 1. Testing results on Gaussian distributions across different choices of data dimension  $D$  and sample size  $n$ . Error bars in plots are reproduced with 10 independent trials. For figures from left to right, they correspond to plots for (a) testing power for different  $D$  with fixed type-I error  $\alpha = 0.05$ , (b) average type-I error for different  $D$  under  $H_0$ , (c) testing power for different  $n$  with fixed type-I error  $\alpha = 0.05$ , and (d) average type-I error for different  $n$  under  $H_0$ , respectively.

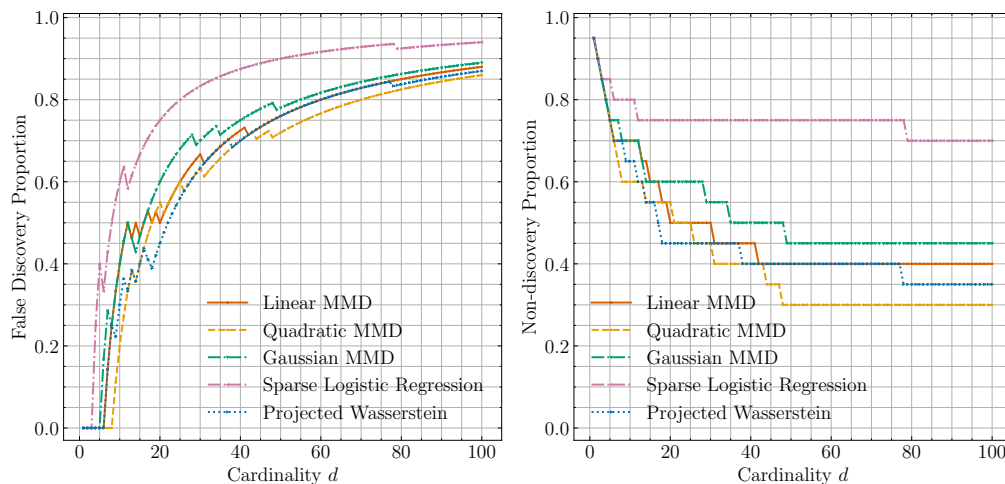


Fig. 2. FDP and NDP metrics obtained by various approaches for different choices of cardinality budget  $d$  using MADELON dataset.

this dataset are useful to detect the differences between two groups. Fig. 2 reports the FDP and NDP from various approaches with different choices of cardinality constraints. From the plot we can see that our proposed quadratic MMD framework performs the best over other baseline models, while the linear kernel MMD framework performs slightly worse than the projected Wasserstein distance framework.

### C. Study for Healthcare Dataset

Finally, we study the performance of variable selection on a healthcare dataset [49] that records information for healthy people and Sepsis patients.

TABLE I  
AVERAGED TESTING POWER FOR THE SEPSIS PREDICTION.

Linear MMD	Quadratic MMD	Gaussian MMD	Logistic Regression	Projected Wasserstein
0.835	0.915	0.784	0.771	0.749

This dataset consists of  $D = 39$  features from  $m = 20771$  healthy people and  $n = 2891$  Sepsis patients. We take training samples with sample sizes  $m_{Tr} = 20000$ ,  $n_{Tr} = 2000$  and specify the remaining as validation samples. We quantify the performance of variable selection as the testing power on testing samples with sample size  $m_{Te} = n_{Te} = 100$ , which are selected randomly from the validation sample sets. We repeat the testing procedure for 2000 independent trials and report the average testing power in Table I.

We report the top 5 features selected by various approaches based on the training samples in Appendix D. From the Table, we can see that methods Quadratic MMD and Linear MMD perform the best, and the intersection of those selected features are pulse , Bicarbonate, Alkaline Phosphatase.

## VII. CONCLUSION

We studied variable selection for the kernel-based two-sample testing problem, which can be formulated as mixed-integer programming problems. We developed exact and approximate algorithms with performance guarantees to solve those formulations. Theoretical properties for the proposed frameworks are provided. Finally, we validated the power of this approach in synthetic and real datasets.

In the meantime, several interesting research topics are left for future work. One such area of focus is the investigation of optimal kernel hyper-parameter selection within the variable selection framework. Additionally, it holds great significance to develop efficient algorithms for variable selection when working with different types of kernels.

## REFERENCES

- [1] S. ADACHI, S. IWATA, Y. NAKATSUKASA, AND A. TAKEDA, *Solving the trust-region subproblem by a generalized eigenvalue problem*, SIAM Journal on Optimization, 27 (2017), pp. 269–291.
- [2] W. U. BAJWA AND D. G. MIXON, *Group model selection using marginal correlations: The good, the bad and the ugly*, in 2012 50th Annual Allerton Conference on Communication, Control, and Computing (Allerton), IEEE, Oct. 2012, pp. 494–501.
- [3] L. BERK AND D. BERTSIMAS, *Certiably optimal sparse principal component analysis*, Mathematical Programming Computation, 11 (2019), pp. 381–420.
- [4] D. BERTSIMAS, R. CORY-WRIGHT, AND J. PAUPHILET, *Solving large-scale sparse pca to certifiable (near) optimality.*, J. Mach. Learn. Res., 23 (2022), pp. 13–1.
- [5] D. BERTSIMAS, J. PAUPHILET, AND B. VAN PARYS, *Sparse classification: a scalable discrete optimization perspective*, Machine Learning, 110 (2021), pp. 3177–3209.
- [6] C. BONFERRONI, *Teoria statistica delle classi e calcolo delle probabilita*, Pubblicazioni del R Istituto Superiore di Scienze Economiche e Commerciali di Firenze, 8 (1936), pp. 3–62.
- [7] K. M. BORGWARDT, A. GRETTON, M. J. RASCH, H.-P. KRIEGEL, B. SCHÖLKOPF, AND A. J. SMOLA, *Integrating structured biological data by kernel maximum mean discrepancy*, Bioinformatics, 22 (2006), pp. e49–e57.
- [8] S. O. CHAN, D. PAPAILLIOPOULOS, AND A. RUBINSTEIN, *On the approximability of sparse pca*, in Conference on Learning Theory, PMLR, July 2016, pp. 623–646.
- [9] X. CHENG AND A. CLONINGER, *Classification logit two-sample testing by neural networks for differentiating near manifold densities*, IEEE Transactions on Information Theory, 68 (2022), pp. 6631–6662.
- [10] K. P. CHWIALKOWSKI, A. RAMDAS, D. SEJDINOVIC, AND A. GRETTON, *Fast two-sample testing with analytic representations of probability measures*, in Advances in Neural Information Processing Systems, vol. 28, Dec. 2015.
- [11] S. S. DEY, B. KOCUK, AND A. SANTANA, *Convexifications of rank-one-based substructures in qcqps and applications to the pooling problem*, Journal of Global Optimization, 77 (2019), pp. 227–272.
- [12] S. S. DEY, R. MAZUMDER, AND G. WANG, *A convex integer programming approach for optimal sparse pca*, arXiv preprint arXiv:1810.09062, (2018).



- [13] ———, *Using  $\ell_1$ -relaxation and integer programming to obtain dual bounds for sparse pca*, *Operations Research*, 70 (2022), pp. 1914–1932.
- [14] S. S. DEY, M. MOLINARO, AND G. WANG, *Solving sparse principal component analysis with global support*, *Mathematical Programming*, (2022), pp. 1–39.
- [15] C. FORTIN AND H. WOLKOWICZ, *The trust region subproblem and semidefinite programming*, *Optimization methods and software*, 19 (2004), pp. 41–67.
- [16] K. FUKUMIZU, A. GRETTON, G. LANCKRIET, B. SCHÖLKOPF, AND B. K. SRIPERUMBUDUR, *Kernel choice and classifiability for rkhs embeddings of probability distributions*, *Advances in neural information processing systems*, 22 (2009).
- [17] T. GALLY AND M. E. PFETSCH, *Computing restricted isometry constants via mixed-integer semidefinite programming*, preprint, submitted, (2016).
- [18] R. GAO AND A. KLEYWEGT, *Distributionally robust stochastic optimization with wasserstein distance*, *Mathematics of Operations Research*, (2022).
- [19] P. GOOD, *Permutation tests: a practical guide to resampling methods for testing hypotheses*, Springer Science & Business Media, 2013.
- [20] A. GRETTON, K. M. BORGWARDT, M. J. RASCH, B. SCHÖLKOPF, AND A. SMOLA, *A kernel two-sample test*, *Journal of Machine Learning Research*, 13 (2012), pp. 723–773.
- [21] A. GRETTON, K. FUKUMIZU, Z. HARCHAOU, AND B. K. SRIPERUMBUDUR, *A fast, consistent kernel two-sample test*, in *Advances in Neural Information Processing Systems*, vol. 22, 2009.
- [22] A. GRETTON, D. SEJDINOVIC, H. STRATHMANN, S. BALAKRISHNAN, M. PONTIL, K. FUKUMIZU, AND B. K. SRIPERUMBUDUR, *Optimal kernel choice for large-scale two-sample tests*, in *Advances in neural information processing systems*, Dec. 2012, pp. 1205–1213.
- [23] I. GUYON, S. GUNN, M. NIKRAVESH, AND L. A. ZADEH, *Feature extraction: foundations and applications*, vol. 207, Springer, 2008.
- [24] S. HARA, T. MORIMURA, T. TAKAHASHI, H. YANAGISAWA, AND T. SUZUKI, *A consistent method for graph based anomaly localization*, in *Artificial intelligence and statistics*, PMLR, Mar. 2015, pp. 333–341.
- [25] T. HASTIE, R. TIBSHIRANI, AND R. TIBSHIRANI, *Best Subset, Forward Stepwise or Lasso? Analysis and Recommendations Based on Extensive Comparisons*, *Statistical Science*, 35 (2020), pp. 579 – 592.

- [26] H. HAZIMEH, R. MAZUMDER, AND P. RADCHENKO, *Grouped variable selection with discrete optimization: Computational and statistical perspectives*, arXiv preprint arXiv:2104.07084, (2021).
- [27] T. IDÉ, A. C. LOZANO, N. ABE, AND Y. LIU, *Proximity-based anomaly detection using sparse structure learning*, in Proceedings of the 2009 SIAM international conference on data mining, SIAM, 2009, pp. 97–108.
- [28] T. IDÉ, S. PAPANIMITRIOU, AND M. VLACHOS, *Computing correlation anomaly scores using stochastic nearest neighbors*, in Seventh IEEE international conference on data mining (ICDM 2007), IEEE, Oct. 2007, pp. 523–528.
- [29] W. JITKRITTUM, Z. SZABÓ, K. CHWIALKOWSKI, AND A. GRETTON, *Interpretable distribution features with maximum testing power*, in Proceedings of the 30th International Conference on Neural Information Processing Systems, NIPS’16, 2016, p. 181?189.
- [30] M. KIRCHLER, S. KHORASANI, M. KLOFT, AND C. LIPPERT, *Two-sample testing using deep learning*, in International Conference on Artificial Intelligence and Statistics, PMLR, 2020, pp. 1387–1398.
- [31] Y. LI, M. FAMPA, J. LEE, F. QIU, W. XIE, AND R. YAO, *D-optimal data fusion: Exact and approximation algorithms*, arXiv preprint arXiv:2208.03589, (2022).
- [32] Y. LI AND W. XIE, *Best principal submatrix selection for the maximum entropy sampling problem: scalable algorithms and performance guarantees*, arXiv preprint arXiv:2001.08537, (2020).
- [33] —, *Exact and approximation algorithms for sparse pca*, arXiv preprint arXiv:2008.12438, (2020).
- [34] —, *Beyond symmetry: Best submatrix selection for the sparse truncated svd*, arXiv preprint arXiv:2105.03179, (2021).
- [35] —, *On the exactness of dantzig-wolfe relaxation for rank constrained optimization problems*, arXiv preprint arXiv:2210.16191, (2022).
- [36] F. LIU, W. XU, J. LU, G. ZHANG, A. GRETTON, AND D. J. SUTHERLAND, *Learning deep kernels for non-parametric two-sample tests*, in International Conference on Machine Learning, Aug. 2020, pp. 6316–6326.
- [37] J. LOFBERG, *Yalmip: A toolbox for modeling and optimization in matlab*, in 2004 IEEE international conference on robotics and automation (IEEE Cat. No. 04CH37508), IEEE, Sept. 2004, pp. 284–289.

- [38] M. MAGDON-ISMAIL, *Np-hardness and inapproximability of sparse pca*, Information Processing Letters, 126 (2017), pp. 35–38.
- [39] B. MOGHADDAM, Y. WEISS, AND S. AVIDAN, *Spectral bounds for sparse pca: Exact and greedy algorithms*, Advances in neural information processing systems, 18 (2005).
- [40] J. MUELLER AND T. JAAKKOLA, *Principal differences analysis: Interpretable characterization of differences between distributions*, in Advances in Neural Information Processing Systems, vol. 28, Dec. 2015.
- [41] I. PÓLIK AND T. TERLAKY, *A survey of the s-lemma*, SIAM review, 49 (2007), pp. 371–418.
- [42] Z. SUN AND S. ZOU, *A data-driven approach to robust hypothesis testing using kernel mmd uncertainty sets*, in 2021 IEEE International Symposium on Information Theory (ISIT), IEEE, July 2021, pp. 3056–3061.
- [43] ———, *Kernel robust hypothesis testing*, arXiv preprint arXiv:2203.12777, (2022).
- [44] D. J. SUTHERLAND, H.-Y. TUNG, H. STRATHMANN, S. DE, A. RAMDAS, A. SMOLA, AND A. GRETTON, *Generative models and model criticism via optimized maximum mean discrepancy*, arXiv preprint arXiv:1611.04488, (2016).
- [45] G. TAGUCHI AND J. RAJESH, *New trends in multivariate diagnosis*, Sankhyā: The Indian Journal of Statistics, Series B, (2000), pp. 233–248.
- [46] J. WANG, M. CHEN, T. ZHAO, W. LIAO, AND Y. XIE, *A manifold two-sample test study: Integral probability metric with neural networks*, arXiv preprint arXiv:2205.02043, (2022).
- [47] J. WANG, R. GAO, AND Y. XIE, *Two-sample test using projected wasserstein distance*, in 2021 IEEE International Symposium on Information Theory (ISIT), July 2021, pp. 3320–3325.
- [48] ———, *Two-sample test with kernel projected wasserstein distance*, in Proceedings of The 25th International Conference on Artificial Intelligence and Statistics, vol. 151 of Proceedings of Machine Learning Research, PMLR, Mar. 2022, pp. 8022–8055.
- [49] J. WANG, R. MOORE, Y. XIE, AND R. KAMALESWARAN, *Improving sepsis prediction model generalization with optimal transport*, in Machine Learning for Health, PMLR, Nov. 2022, pp. 474–488.
- [50] A. ZEISEL, A. B. MUÑOZ-MANCHADO, S. CODELUPPI, P. LÖNNERBERG, G. LA MANNO, A. JURÉUS, S. MARQUES, H. MUNGUBA, L. HE, C. BETSHOLTZ, ET AL., *Cell types in the mouse cortex and hippocampus revealed by single-cell rna-seq*, Science, 347 (2015), pp. 1138–1142.

## APPENDIX A

## EXACT ALGORITHM FOR SOLVING (8)

To develop exact algorithm, we first reformulate the problem (8) as a max-min saddle point problem so that it can be solved based on the outer-approximation technique.

**Theorem A.1.** *Problem (7) shares the same optimal value as the following problem:*

$$\max_{q \in \mathcal{Q}} f(q), \quad (10)$$

where the function  $f(q)$  is concave in  $q$  and is the optimal value to the following problem:

$$\begin{aligned} & \min_{\substack{\lambda, \lambda_0 \\ \alpha^+, \alpha^-, \beta \geq 0}} \lambda_0 + 2\lambda_1 + \sum_i q[i] \left\{ \sum_j M_{i,j} \max(0, \alpha_{i,j}^+ + \alpha_{i,j}^- - \beta[i]) + \sqrt{d}\beta[i] \right\} \\ \text{s.t.} & \begin{pmatrix} \lambda_0 & & 0 \\ & \lambda_1 I_D + \alpha^+ - \alpha^- & \\ 0 & & \end{pmatrix} \succeq \tilde{A}. \end{aligned}$$

*Proof of Theorem A.1.* We re-write  $f(q)$  as the following optimization problem:

$$\begin{aligned} f(q) = \max_{Z \in \mathbb{S}_{D+1}^+, U} & \langle \tilde{A}, Z \rangle \\ & Z_{0,0} = 1, \quad [\lambda_0] \\ & \text{Tr}(Z) = 2, \quad [\lambda] \\ & -U_{i,j} \leq Z_{i,j} \leq U_{i,j}, \forall i, j \in [D], \quad [\alpha_{i,j}^-, \alpha_{i,j}^+] \\ & U_{i,j} \leq M_{i,j}q[i], \forall i, j \in [D], \quad [\sigma_{i,j}] \\ & \sum_{j \in [D]} U_{i,j} \leq \sqrt{d}q[i], \forall i \in [D], \quad [\beta[i]] \end{aligned}$$

Here we associate dual variables with primal constraints in brackets. Its Lagrangian dual reformulation becomes

$$\begin{aligned} & \min_{\substack{\lambda, \lambda_0 \\ \alpha^-, \alpha^+, \beta, \sigma \geq 0}} \max_{Z \in \mathbb{S}_{D+1}^+, U} \langle \tilde{A}, Z \rangle + \lambda_0(1 - Z_{0,0}) + \lambda_1(2 - \text{Tr}(Z)) + \sum_{i,j} \alpha_{i,j}^+ [U_{i,j} - Z_{i,j}] \\ & + \sum_{i,j} \alpha_{i,j}^- [U_{i,j} + Z_{i,j}] + \sum_{i,j} \sigma_{i,j} [M_{i,j}q[i] - U_{i,j}] + \sum_i \beta_i [\sqrt{d}q[i] - \sum_{j \in [D]} U_{i,j}]. \end{aligned}$$

Or equivalently, it can be written as

$$\begin{aligned} & \min_{\substack{\lambda, \lambda_0 \\ \alpha^-, \alpha^+, \beta, \sigma \geq 0}} \lambda_0 + 2\lambda_1 + \sum_{i,j} \sigma_{i,j} M_{i,j}q[i] + \sum_i \beta[i] \sqrt{d}q[i] + \max_{Z \in \mathbb{S}_{D+1}^+, U} \langle \tilde{A}, Z \rangle - \lambda_0 Z_{0,0} - \lambda_1 \text{Tr}(Z) \\ & + \sum_{i,j} \alpha_{i,j}^+ [U_{i,j} - Z_{i,j}] + \sum_{i,j} \alpha_{i,j}^- [U_{i,j} + Z_{i,j}] - \sum_{i,j} \sigma_{i,j} U_{i,j} - \sum_{i,j} \beta_i U_{i,j}. \end{aligned}$$

Solving the inner maximization subproblem with respect to  $Z$  and  $U$  yields the dual problem

$$\begin{aligned} \min_{\substack{\lambda, \lambda_0 \\ \alpha^-, \alpha^+, \beta, \sigma \geq 0}} \quad & \lambda_0 + 2\lambda_1 + \sum_{i,j} \sigma_{i,j} M_{i,j} q[i] + \sum_i \beta_i \sqrt{d} q[i] \\ \text{s.t.} \quad & \begin{pmatrix} \lambda_0 & 0 \\ 0 & \lambda_1 I_D + \alpha^+ - \alpha^- \end{pmatrix} \succeq \tilde{A} \\ & \sigma_{i,j} + \beta[i] \geq \alpha_{i,j}^+ + \alpha_{i,j}^-, \quad \forall i, j \in [D]. \end{aligned}$$

We eliminate  $\sigma$  from the dual problem by optimizing  $\sigma_{i,j}$  and set

$$\sigma_{i,j} = \max(0, \alpha_{i,j}^+ + \alpha_{i,j}^- - \beta[i]).$$

□

By Theorem A.1, we find that given a reference direction  $\hat{q}$ ,

$$f(q) \leq \bar{f}(q; \hat{q}) \triangleq f(\hat{q}) + g_{\hat{q}}^T(q - \hat{q}),$$

where  $g_{\hat{q}}$  is a super-gradient of  $f$  at  $\hat{q}$ . Based on this observation, we apply the outer-approximation technique to solve the maximization problem: at iterations  $t = 1, 2, \dots, T$ , we maximize and refine a piecewise linear overestimator of  $f(q)$ :

$$\bar{f}^t(q) = \min_{1 \leq i \leq t} \bar{f}(q; q_i).$$

We summarize the proposed algorithm in Algorithm 2.

---

**Algorithm 2** Exact Algorithm for solving (6)

---

1: **Input:** Max iterations  $T$ , initial guess  $q_1$ , tolerance  $\epsilon$ .

2: **for**  $t = 1, \dots, T - 1$  **do**

3:   Compute  $q_{t+1}$  as the optimal solution from

$$\max_{q \in \mathcal{Q}} \left\{ \bar{f}^t(q) \triangleq \min_{1 \leq i \leq t} \bar{f}(q; q_i) \right\}$$

4:   Compute  $f(q_{t+1})$  and  $g_{q_{t+1}} \in \partial f(q_{t+1})$

5:   **Break** if  $f(q_{t+1}) - \bar{f}^t(q_{t+1}) < \epsilon$

6: **end for**

7: **Return**  $q_T$

---

---

**Algorithm 3** Approximation Algorithm for solving problem (6)
 

---

- 1: Compute  $q^*$  as the optimal solution from (11)
- 2: Project  $q^*$  back to  $\mathcal{Q}$ .
- 3: Compute  $Z$  as the optimal solution from

$$\max_{Z \in \mathbb{S}_{D+1}^+} \left\{ \langle \tilde{A}, Z \rangle : Z_{0,0} = 1, \text{Tr}(Z) = 2, Z_{i,j} = 0 \text{ if } q[i]q[j] = 0, \forall i, j \in [D] \right\}.$$

- 4: **Return**  $(q, Z)$
- 

## APPENDIX B

## SDP RELAXATION FOR FORMULATION (8)

The convex relaxation of the strong MISDP formulation (8) is given by the following SDP problem:

$$\begin{aligned} \max_{Z \in \mathbb{S}_{D+1}^+, q \in \bar{\mathcal{Q}}} \quad & \langle \tilde{A}, Z \rangle \\ \text{s.t.} \quad & Z_{0,0} = 1, \text{Tr}(Z) = 2, \\ & |Z_{i,j}| \leq M_{i,j}q[i], \quad \sum_{j \in [D]} |Z_{i,j}| \leq \sqrt{d}q[i], \quad \forall i, j \in [D]. \end{aligned} \tag{11}$$

where the set  $\bar{\mathcal{Q}} = \{q \in [0, 1]^D : \sum_k q[k] \leq d\}$ . After the solution from (11) is obtained, one can obtain a feasible solution in  $\mathcal{Q}$  using a greedy algorithm. We summarize the proposed algorithm in Algorithm 3. In the following theorem, we provide the approximation ratio regarding the SDP formulation above. The proof adopts similar technique as in [33, Theorem 5], but we extend the analysis for inhomogeneous quadratic maximization formulation.

**Theorem B.1.** *Denote by  $\text{optval}(11)$  and  $\text{optval}(6)$  the optimal values of problem (11) and (6), respectively. Then it holds that*

$$\text{optval}(6) \leq \text{optval}(11) \leq \|t\|_2 + \min \left\{ D/d \cdot \text{optval}(6), d \cdot \text{optval}(6) - \min_k |t[k]| \right\}.$$

*Proof.* The left-hand-side relation is easy to show. The proof for the right-hand-side relation is separated into two parts: (I)  $\text{optval}(11) \leq \|t\|_2 + d \cdot \{\text{optval}(7) - \min_k |t[k]|\}$ ; (II)  $\text{optval}(11) \leq \|t\|_2 + D/d \cdot \text{optval}(7)$ .

- (I) First, we construct feasible solutions  $Z$  in (7):

$$Z_{0,0} = 1, Z_{k,k} = 1, Z_{0,k} = Z_{k,0} = \pm 1,$$

and otherwise  $Z_{i,j} = 0$ . Based on this observation, it holds that

$$\text{optval}(7) \geq A_{k,k} + |t[k]|, \quad \forall k \in [D].$$

Or equivalently,

$$A_{k,k} \leq \text{optval}(7) - \min_k |t[k]|.$$

For any feasible solution  $(Z, q)$  in (11), we define the matrix and vector

$$Z' = Z_{1:D,1:D}, \quad z = Z_{0,1:D}.$$

Then the objective in (11) can be written as

$$\langle Z, \tilde{A} \rangle = z^T t + \langle Z', A \rangle.$$

On the one hand,

$$z^T t \leq \sum_{i \in [D]} |t[i]| \sqrt{Z_{i,i}} \leq \sqrt{\sum_{i \in [D]} t[i]^2} \sqrt{\sum_{i \in [D]} Z_{i,i}} = \|t\|_2,$$

where the first inequality is due to taking absolute values and the fact that  $|Z_{0,i}| \leq \sqrt{Z_{0,0}Z_{i,i}} = \sqrt{Z_{i,i}}$ , the second inequality is based on the Cauchy-Schwarz inequality, and the last equality is based on the condition  $\text{Tr}(Z) = 2$ . On the other hand, it holds that

$$\begin{aligned} \langle Z', A \rangle &= \sum_{i,j} Z'_{i,j} A_{i,j} \leq \max_{i,j} |A_{i,j}| \cdot \sum_{i,j} |Z_{i,j}| \\ &\leq \sum_{i,j} |Z'_{i,j}| \cdot \left\{ \text{optval}(7) - \min_k |t[k]| \right\} \\ &\leq d \cdot \left\{ \text{optval}(7) - \min_k |t[k]| \right\}. \end{aligned}$$

where the first inequality is due to taking absolute values, the second is due to the fact that

$$|A_{i,j}| \leq \sqrt{A_{i,i}A_{j,j}} \leq \max_{k \in [D]} A_{k,k} \leq \text{optval}(7) - \min_k |t[k]|,$$

and the last is due to the fact that

$$\sum_{i,j} |Z'_{i,j}| \leq \sum_i \sqrt{d} \sqrt{Z'_{i,i} q[i]} \leq \sqrt{d} \sqrt{\sum_i Z'_{i,i}} \sqrt{\sum_i q[i]} = d.$$

Combining those two relations, we obtain the relation

$$\langle Z, \tilde{A} \rangle \leq \|t\|_2 + d \cdot \left\{ \text{optval}(7) - \min_k |t[k]| \right\}, \quad \forall (Z, q).$$

Therefore, we obtain

$$\text{optval}(11) \leq \|t\|_2 + d \cdot \left\{ \text{optval}(7) - \min_k |t[k]| \right\}.$$

(II) For any feasible solution  $(Z, q)$  in (7), we enforce  $Z_{0,1:D} = Z_{1:D,0} = 0$ , then the updated solution is still feasible, with the associated objective value

$$\langle Z_{1:D,1:D}, A \rangle.$$

Therefore, we obtain the relation

$$\text{optval}(7) \geq \max_{Z \in \mathbb{S}_D^+, q \in \mathcal{Q}} \left\{ \langle Z, A \rangle : Z_{i,i} \leq q[i], i \in [D], \text{Tr}(Z) = 1 \right\} \geq d/D \cdot \lambda_{\max}(A),$$

where the last inequality is due to [33, Proposition 2 and proof of Theorem 5]. For any feasible solution  $(Z, q)$  in (11), we define the matrix  $Z'$  and vector  $z$  similar as in Part (I). On the one hand,  $z^T t \leq \|t\|_2$  still holds. On the other hand,

$$\langle Z', A \rangle \leq \max_{Z' \in \mathbb{S}_D^+} \left\{ \langle Z', A \rangle : \text{Tr}(Z') = 1 \right\} = \lambda_{\max}(A) \leq D/d \cdot \text{optval}(7)$$

Therefore, we obtain

$$\text{optval}(11) \leq \|t\|_2 + D/d \cdot \text{optval}(7).$$

□



## APPENDIX C

## PROOFS OF OTHER TECHNICAL RESULTS

*Proof of Theorem III.2.* A natural combinatorial reformulation of (6) is

$$\max_{\substack{S \subseteq [D]: |S| \leq d \\ z \in \mathbb{R}^D}} \{z^T A z + z^T t : \|z\|_2 = 1, z[k] = 0, \forall k \notin S\}. \quad (12)$$

Given a size- $d$  set  $S \subseteq [D]$ , and problem parameters  $A \in \mathbb{S}_D, t \in \mathbb{R}^D$ , it holds that

$$\begin{aligned} & \max_{z \in \mathbb{R}^D} \{z^T A z + z^T t : \|z\|_2 = 1, z[k] = 0, \forall k \notin S\} \\ &= \max_{z \in \mathbb{R}^d} \{z^T A_{S,S} z + z^T t_S : \|z\|_2 = 1\}. \end{aligned} \quad (13)$$

Next, we linearize the problem (13) using the auxiliary variable defined as

$$Z = \begin{pmatrix} 1 \\ z \end{pmatrix} \begin{pmatrix} 1 \\ z \end{pmatrix}^T = \begin{pmatrix} 1 & z^T \\ z & z z^T \end{pmatrix}$$

and the matrix

$$\tilde{A}_{S,S} = \begin{pmatrix} 0 & \frac{1}{2} t_S^T \\ \frac{1}{2} t_S & A_{S,S} \end{pmatrix}.$$

Assume the index of  $Z$  and  $\tilde{A}_{S,S}$  is over  $\{0, 1, \dots, d\}^2$ . Then we equivalently reformulate the problem (13) as

$$\begin{aligned} & \max_{Z \in \mathbb{S}_{d+1}^+} \langle \tilde{A}_{S,S}, Z \rangle \\ & \text{s.t. } \text{rank}(Z) = 1, \\ & \quad Z_{0,0} = 1, \text{Tr}(Z) = 2. \end{aligned} \quad (14)$$

In particular, constraints  $Z \succeq 0, \text{rank}(Z) = 1, Z_{0,0} = 1$  imply  $Z = \begin{pmatrix} 1 & z^T \\ z & z z^T \end{pmatrix}$  for some vector  $z \in \mathbb{R}^d$ , and the condition  $\text{Tr}(Z) = 2$  implies  $\|z\|_2 = 1$ . By [35, Corollary 3], we further obtain the following equivalent reformulation of problem (13) when dropping the nonconvex rank constraint  $\text{rank}(Z) = 1$ :

$$\begin{aligned} & \max_{Z \in \mathbb{S}_{d+1}^+} \langle \tilde{A}_{S,S}, Z \rangle \\ & \text{s.t. } Z_{0,0} = 1, \text{Tr}(Z) = 2. \end{aligned} \quad (15)$$

In summary, we obtain the following reformulation of (6):

$$\begin{aligned} & \max_{Z \in \mathbb{S}_{d+1}^+, S \subseteq [D]: |S| \leq d} \langle \tilde{A}_{S,S}, Z \rangle \\ & \text{s.t. } Z_{0,0} = 1, \text{Tr}(Z) = 2. \end{aligned} \quad (16)$$

It remains to show the equivalence between formulations (7) and (16). We only need to show for any feasible  $q \in \mathcal{Q}$  with its support  $S := \{k : q[k] = 1\}$ , it holds that

$$\begin{aligned} & \max_{Z \in \mathbb{S}_{D+1}^+} \left\{ \langle \tilde{A}, Z \rangle : Z_{i,i} \leq q[i], i \in [D], Z_{0,0} = 1, \text{Tr}(Z) = 2 \right\} \\ &= \max_{Z \in \mathbb{S}_{d+1}^+} \left\{ \langle \tilde{A}_{S,S}, Z \rangle : Z_{0,0} = 1, \text{Tr}(Z) = 2 \right\}. \end{aligned} \quad (17)$$

Since  $Z \in \mathbb{S}_{D+1}^+$  is a positive semi-definite matrix, the condition  $Z_{i,i} = 0$  for  $i \in [D] \setminus S$  implies

$$Z_{i,j} = 0, \quad \forall (i, j) \notin S \times S.$$

Leveraging this property, we check the relation (17) indeed holds true.  $\square$

**Remark C.1.** The continuous relaxation of problem (7) becomes

$$\max_{Z \in \mathbb{S}_{D+1}^+, q \in \bar{\mathcal{Q}}} \left\{ \langle \tilde{A}, Z \rangle : Z_{i,i} \leq q[i], i \in [D], Z_{0,0} = 1, \text{Tr}(Z) = 2 \right\}.$$

Since  $Z_{0,0} = 1, \text{Tr}(Z) = 2$ , the linking constraint  $Z_{i,i} \leq q[i]$  is *redundant* for  $i \in [D]$ . As a result, the problem above reduces to

$$\max_{Z \in \mathbb{S}_{D+1}^+} \left\{ \langle \tilde{A}, Z \rangle : Z_{0,0} = 1, \text{Tr}(Z) = 2 \right\}.$$

According to [15], it corresponds to the exact SDP reformulation of the following trust region subproblem:

$$\max_{z: \|z\|_2=1} \{z^T A z + z^T t\}.$$

*Proof of Corollary III.3.* It remains to show the following constraints are indeed valid for (7):

$$|Z_{i,j}| \leq M_{i,j} q[i], \quad \forall i, j \in [D], \quad (18a)$$

$$\sum_{j \in [D]} |Z_{i,j}| \leq \sqrt{d} q[i], \quad \forall i, j \in [D], \quad (18b)$$

- We highlight that  $Z_{1:D,1:D} \succeq 0$  and  $\text{Tr}(Z_{1:D,1:D}) = 1$ , i.e., the technical assumptions in [17, Lemma 1] hold. By [17, Lemma 1], one can assert that (18a) holds.
- From the proof of Theorem III.2, one can assume  $Z = \begin{pmatrix} 1 & z^T \\ z & z z^T \end{pmatrix}$  without loss of generality, where  $z$  is also feasible to (7). It is known that  $\|z\|_2 \leq \sqrt{d}$  (see, e.g., [13]) and therefore

$$\sum_{j \in [D]} |Z_{i,j}| = \sum_{j \in [D]} |z_i| |z_j| \leq \sqrt{d} |z_i| \leq \sqrt{d},$$

where the last inequality is because  $Z_{i,i} = z_i^2 \leq 1, i \in [D]$ . Hence, the relation (18b) also holds. □

*Proof of Proposition III.4.* Let  $z_* = \sum_i y[i]e_i$  be the optimal solution of (6), then it holds that

$$\begin{aligned} \text{optval}(6) &= \sum_i y[i] [e_i^T (Az_* + t)] \\ &\leq \sqrt{\sum_i y[i]^2} \sqrt{\sum_i (e_i^T (Az_* + t))^2} \\ &\leq \sqrt{d} \max_i e_i^T (Az_* + t) \\ &\leq \sqrt{d} \max_i \left\{ \max_{z \in \mathcal{Z}} e_i^T (Az + t) \right\}. \end{aligned}$$

Based on the observation above, one can assert that there exists  $i \in [D]$  such that

$$\sqrt{d} e_i^T (Az_i + t) \geq \text{optval}(6).$$

Next, we provide the lower bound for  $V_{(I)}$ :

$$\begin{aligned} V_{(I)} &= \max_i \max \left( e_i^T A e_i + e_i^T t, z_i^T A z_i + z_i^T t \right) \\ &\geq \max_i \left\{ \max \left( e_i^T A e_i, z_i^T A z_i \right) + \min \left( e_i^T t, z_i^T t \right) \right\} \\ &\geq \max_i \left\{ e_i^T A z_i + \min \left( e_i^T t, z_i^T t \right) \right\} \\ &= \max_i \left\{ e_i^T (A z_i + t) + \min \left( 0, (z_i - e_i)^T t \right) \right\} \\ &\geq \frac{1}{\sqrt{d}} \text{optval}(6) + \max_i \min \left( 0, (z_i - e_i)^T t \right) \\ &\geq \frac{1}{\sqrt{d}} \text{optval}(6) - 2 \|t\|_{(d+1)}. \end{aligned}$$

□

*Proof of Proposition III.5.* By [1, Theorem 1.1], the primal-dual pair  $(v, \lambda)$  satisfies the following:

$$\begin{cases} (A - \lambda I)v = -t \\ A \preceq \lambda I \\ \|v\|_2 = 1. \end{cases}$$

Then it holds that

$$\begin{aligned} z^T Av + t^T z &= z^T Av + z^T(-A + \lambda I)v \\ &= \lambda z^T v = \lambda \|\hat{z}\|_2 \geq \lambda \sqrt{d/D}. \end{aligned}$$

On the other hand,

$$z^T Av + t^T z \leq \sqrt{z^T Az} \sqrt{v^T Av} + t^T x = \sqrt{z^T Az} \cdot (\lambda - t^T v)^{1/2} + t^T z$$

By arrangement, it holds that

$$\sqrt{d/D} \lambda \leq \sqrt{z^T Az} \cdot (\lambda - t^T v)^{1/2} + t^T z.$$

Or equivalently, the dual multiplier  $\lambda$  satisfies

$$\frac{d}{D} \lambda^2 - \left[ 2\sqrt{\frac{d}{D}} z^T t + z^T Az \right] \lambda + (z^T t)^2 + (z^T Az)(v^T t) \leq 0.$$

Consequently,

$$\frac{d}{D} \lambda^2 - \left[ 2\sqrt{\frac{d}{D}} \|t\|_{(d)} + z^T Az \right] \lambda - (z^T Az) \|t\| \leq 0.$$

The determinant of the quadratic function on the left-hand-side above is non-negative:

$$\Delta := \left[ 2\sqrt{\frac{d}{D}} \|t\|_{(d)} + z^T Az \right]^2 + \frac{4d}{D} z^T Az \|t\| \geq 0.$$

On the other hand,

$$\sqrt{\Delta} \leq z^T Az + 2\sqrt{\frac{d}{D}} \|t\|_{(d)} + \frac{2d}{D} \|t\|_2.$$

Hence, we find the upper bound of  $\lambda$ :

$$\begin{aligned} \lambda &\leq \frac{2\sqrt{\frac{d}{D}} \|t\|_{(d)} + z^T Az + \sqrt{\Delta}}{2\frac{d}{D}} \\ &\leq \frac{D}{d} z^T Az + \|t\|_2 + \sqrt{\frac{D}{d}} \|t\|_{(d)} \\ &\leq \frac{D}{d} V_{(II)} + \|t\|_2 + \left( \sqrt{\frac{D}{d}} + \frac{D}{d} \right) \|t\|_{(d)}. \end{aligned}$$

This, together with the fact that  $\lambda = v^T Av + t^T v \geq \text{optval}(6)$  completes the proof.  $\square$

Before showing the proof of Theorem V.1, we list two useful technical lemmas.

**Lemma C.2** ([20, Theorem 10]). *Assume the kernel  $K_z(\cdot, \cdot)$  is uniformly bounded, i.e., for any  $z \in \mathcal{Z}$ ,  $x, y \in \Omega$ , it holds that  $|K_z(x, y)| \leq M$ . For fixed  $z \in \mathcal{Z}$ , with probability at least  $1 - \delta$ ,*

$$\left| S^2(\mathbf{x}^n, \mathbf{y}^n; K_z) - \text{MMD}^2(\mu, \nu; K_z) \right| \leq \frac{16M}{\sqrt{2n}} \sqrt{\log \frac{2}{\delta}}.$$

**Lemma C.3** ([36, Lemma 17 and 18]). *Assume the kernel  $K_z(\cdot, \cdot)$  is uniformly bounded, i.e., for any  $z \in \mathcal{Z}$ ,  $x, y \in \Omega$ , it holds that  $|K_z(x, y)| \leq M$ . For fixed  $z \in \mathcal{Z}$ , with probability at least  $1 - \delta$ ,*

$$\left| \hat{\sigma}_{\mathcal{H}_1}^2(\mathbf{x}^n, \mathbf{y}^n; K_z) - \sigma_{\mathcal{H}_1}^2(\mu, \nu; K_z) \right| \leq 448 \sqrt{\frac{2}{n} \log \frac{2}{\delta}} + \frac{1152M^2}{n}.$$

*Proof of Theorem V.1.* We first consider an  $\epsilon$ -cover of  $\mathcal{Z}$ , denoted as  $\{z_i\}_{i \in [T]}$ . According to the definition of  $\mathcal{Z}$ , it can be shown that  $T \leq \binom{D}{d} (4/\epsilon)^d$ . Applying the union bound regarding the concentration inequality in Lemma C.2, we obtain with probability at least  $1 - \delta$ ,

$$\max_{z \in \{z_i\}_{i \in [T]}} \left| S^2(\mathbf{x}^n, \mathbf{y}^n; K_z) - \text{MMD}^2(\mu, \nu; K_z) \right| \leq \frac{16M}{\sqrt{2n}} \sqrt{\log \frac{2T}{\delta}}.$$

For any  $z \in \mathcal{Z}$ , there exists  $z'$  from  $\{z_i\}_{i \in [T]}$  such that  $\|z - z'\|_2 \leq \epsilon$ . Based on the Lipschitz assumption regarding the kernel function, we find with probability at least  $1 - \delta$ , it holds that

$$\begin{aligned} & \sup_{z \in \mathcal{Z}} \left| S^2(\mathbf{x}^n, \mathbf{y}^n; K_z) - \text{MMD}^2(\mu, \nu; K_z) \right| \\ & \leq \max_{z \in \{z_i\}_{i \in [T]}} \left| S^2(\mathbf{x}^n, \mathbf{y}^n; K_z) - \text{MMD}^2(\mu, \nu; K_z) \right| + 8L\epsilon \\ & \leq \frac{16M}{\sqrt{2n}} \sqrt{\log \frac{2T}{\delta}} + 8L\epsilon \\ & \leq \frac{16M}{\sqrt{2n}} \sqrt{\log \left( \frac{D}{d} \right) \frac{2}{\delta} + d \log \frac{4}{\epsilon}} + 8L\epsilon. \end{aligned}$$

Setting  $\epsilon = 1/\sqrt{n}$  gives the desired result.

Next, applying the union bound regarding the concentration inequality in Lemma C.3, we obtain with probability at least  $1 - \delta$ ,

$$\max_{z \in \{z_i\}_{i \in [T]}} \left| \hat{\sigma}_{\mathcal{H}_1}^2(\mathbf{x}^n, \mathbf{y}^n; K_z) - \sigma_{\mathcal{H}_1}^2(\mu, \nu; K_z) \right| \leq 448 \sqrt{\frac{2}{n} \log \frac{2T}{\delta}} + \frac{1152M^2}{n}.$$

Similar as in the first part, we find with probability at least  $1 - \delta$ , it holds that

$$\begin{aligned}
& \sup_{z \in \mathcal{Z}} \left| \hat{\sigma}_{\mathcal{H}_1}^2(\mathbf{x}^n, \mathbf{y}^n; K_z) - \sigma_{\mathcal{H}_1}^2(\mu, \nu; K_z) \right| \\
& \leq \max_{z \in \{z_i\}_{i \in [T]}} \left| \hat{\sigma}_{\mathcal{H}_1}^2(\mathbf{x}^n, \mathbf{y}^n; K_z) - \sigma_{\mathcal{H}_1}^2(\mu, \nu; K_z) \right| + 512LM\epsilon \\
& \leq 448 \sqrt{\frac{2}{n} \log \frac{2T}{\delta} + \frac{1152M^2}{n}} + 512LM\epsilon \\
& \leq 448 \sqrt{\frac{2}{n} \log \binom{D}{d} \frac{2}{\delta} + \frac{2}{n} d \log \frac{4}{\epsilon} + \frac{1152M^2}{n}} + 512LM\epsilon.
\end{aligned}$$

Also, setting  $\epsilon = 1/\sqrt{n}$  gives the desired result.  $\square$

*Proof of Proposition V.2.* For linear kernel, we find

$$|K_z(x, y)| \leq \sum_{k \in [D]} |z[k]| \leq \max_{z \in \mathcal{Z}} \sum_{k \in [D]} |z[k]| \leq \max_{z \in \mathbb{R}^d: \|z\|_2=1} \sum_{k \in [d]} |z[k]| \leq \sqrt{d},$$

where the first inequality is because  $|\overline{K}(x, y)| \leq 1$  for any  $x, y \in \mathbb{R}$ , and the third inequality is because any vector in  $\mathcal{Z}$  only has at most  $d$  non-zero entries. Besides,

$$\begin{aligned}
|K_z(x, y) - K_{z'}(x, y)| &= \left| \sum_{k \in [D]} (z[k] - z'[k]) \overline{K}(x[k], y[k]) \right| \\
&\leq \sum_{k \in [D]} |z[k] - z'[k]| = \|z - z'\|_1 \\
&\leq \sqrt{2d} \|z - z'\|_2,
\end{aligned}$$

where the first inequality is because  $|\overline{K}(x, y)| \leq 1$  for any  $x, y \in \mathbb{R}$ , the second inequality is because the vector  $z - z'$  only has at most  $2d$  non-zero entries.

For quadratic kernel, we find

$$|K_z(x, y)| \leq 2 \left( \sum_{k \in [D]} z[k] \overline{K}(x[k], y[k]) \right)^2 + 2c^2 \leq 2d + 2c^2.$$

Besides, it holds that

$$|K_z(x, y) - K_{z'}(x, y)| = \left| \sum_{k \in [D]} (z[k] - z'[k]) \overline{K}(x[k], y[k]) \right| \left| \sum_{k \in [D]} (z[k] + z'[k]) \overline{K}(x[k], y[k]) + 2c \right|.$$

Recall the first term on the right-hand-side can be bounded by  $\sqrt{2d}\|z - z'\|_2$ , and the second term can be upper bounded by a constant:

$$\begin{aligned}
& \left| \sum_{k \in [D]} (z[k] + z'[k]) \overline{K}(x[k], y[k]) + 2c \right| \\
& \leq \sum_{k \in [D]} |z[k] + z'[k]| |\overline{K}(x[k], y[k])| + 2c \\
& \leq \sum_{k \in [D]} |z[k] + z'[k]| + 2c \\
& \leq \max_{v: \|v\|_0 \leq 2d, \|v\|_2 \leq 2} \|v\|_1 + 2c \\
& \leq 2\sqrt{2d} + 2c.
\end{aligned}$$

Combining those two relations give the desired result. □

## APPENDIX D

## NUMERICAL DETAILS AND ADDITIONAL NUMERICAL STUDY

When solving the variable selection task with linear or quadratic kernel, we use the eigenvalue decomposition algorithm provided in [1] (see Algorithm 4) to solve the trust region subproblem

$$\max_{z: \|z\|_2=1} \{z^T A z + z^T t\}. \quad (19)$$

---

**Algorithm 4** Eigenvalue decomposition algorithm for solving (19)

---

**Require:** Problem parameters  $(A, t)$ .

1: Formulate  $2d \times 2d$  matrices

$$M_0 = \begin{pmatrix} -I_d & -2A \\ -2A & -tt^T \end{pmatrix}, \quad M_1 = \begin{pmatrix} 0 & I_d \\ I_d & 0 \end{pmatrix}.$$

2: Compute the rightmost eigenvalue  $\lambda^*$  of  $M_0 + \lambda M_1$  and an eigenvalue  $\begin{pmatrix} y_1 \\ y_2 \end{pmatrix}$  such that

$$M_0 \begin{pmatrix} y_1 \\ y_2 \end{pmatrix} = -\lambda^* M_1 \begin{pmatrix} y_1 \\ y_2 \end{pmatrix}.$$

3: Compute  $z_1 = -\text{sign}(-t^T y_2) \cdot \frac{y_1}{\|y_1\|_2}$ .

**Return**  $z_1$  as the optimal solution to (19).

---

#### A. Details on Synthetic Datasets Generation

We specify the features of the distributions  $\mu$  and  $\nu$  to be multivariate Gaussian distributions in blocks of 3, where within each block, common mean parameters are sampled from the uniform distribution on unit sphere and common covariance parameters are sampled from the Wishart distribution with degrees of freedom 3. Only for the first block of 3 features, do we sample separate mean-covariance parameters for  $\mu$  and separate mean-covariance parameters for  $\nu$ . Hence, all differences between those two distributions lie in the first  $d = 3$  features. To generate data samples in dimension  $D = \ell \times d$ , we concatenate  $\ell$  of our blocks together, but we always keep the distributions from two groups within the first block different.



### B. Configurations of Baseline Models

We use the algorithm outlined in [40] to implement the projected Wasserstein baseline approach. In the following, we specify the details of logistic regression-based baseline in our experiments.

**Training Phase:** We optimize the logistic regression formulation:

$$\min_{w \in \mathbb{R}^D, b \in \mathbb{R}} \left\{ \sum_{i=1}^{n_{\text{Tr}}} \ell(y_i, w^T x_i + b) + \frac{1}{2\gamma} \|w\|_2^2 : \|w\|_0 \leq d \right\},$$

where the feature set  $\{x_i\}$  is the concatenation of training sample points from two groups and the label set  $\{y_i\}$  corresponds to labels generated either from  $\mu$  or  $\nu$ . We follow the outer approximation technique in [5] to solve this formulation. Specially, it is equivalent to

$$\min_{q \in \overline{\mathcal{Q}}} c(q),$$

where  $c(q) := \max_{\alpha \in \mathbb{R}^n: e^T \alpha = 0} f(\alpha, q)$  with

$$f(\alpha, q) = - \sum_{i \in [n_{\text{Tr}}]} \hat{\ell}(y_i, \alpha_i) - \frac{\gamma}{2} \sum_{j \in [n_{\text{Tr}}]} s_j \alpha^T X_j X_j^T \alpha.$$

Iteratively, we update

$$q^{(t+1)}, \eta^{(t+1)} \leftarrow \arg \min_{s, \eta} \{ \eta : q \in \overline{\mathcal{Q}}, \eta \geq c(q^{(i)}) + \nabla c(q^{(i)})^T (q - q^{(i)}), i \in [t] \}.$$

**Testing Phase:** After the optimal classifier  $(w^*, b^*)$  is obtained, we formulate the testing statistic

$$\hat{T} = \frac{1}{|X_{\text{Te}}|} \sum_{x \in X_{\text{Te}}} ((w^*)^T x + b^*) - \frac{1}{|Y_{\text{Te}}|} \sum_{x \in Y_{\text{Te}}} ((w^*)^T x + b^*).$$

We reject  $H_0$  if  $\hat{T}$  is larger than a certain threshold, where the threshold can be computed using the permutation test similar to that in Algorithm 1. Such a methodology in the testing phase is originally proposed in [9].

### C. Variable Selection for Healthcare Dataset

We refer to [49, Table 1] regarding the variable information for the collected healthcare dataset. In the following plot, we visualize the selected variables using various methods.

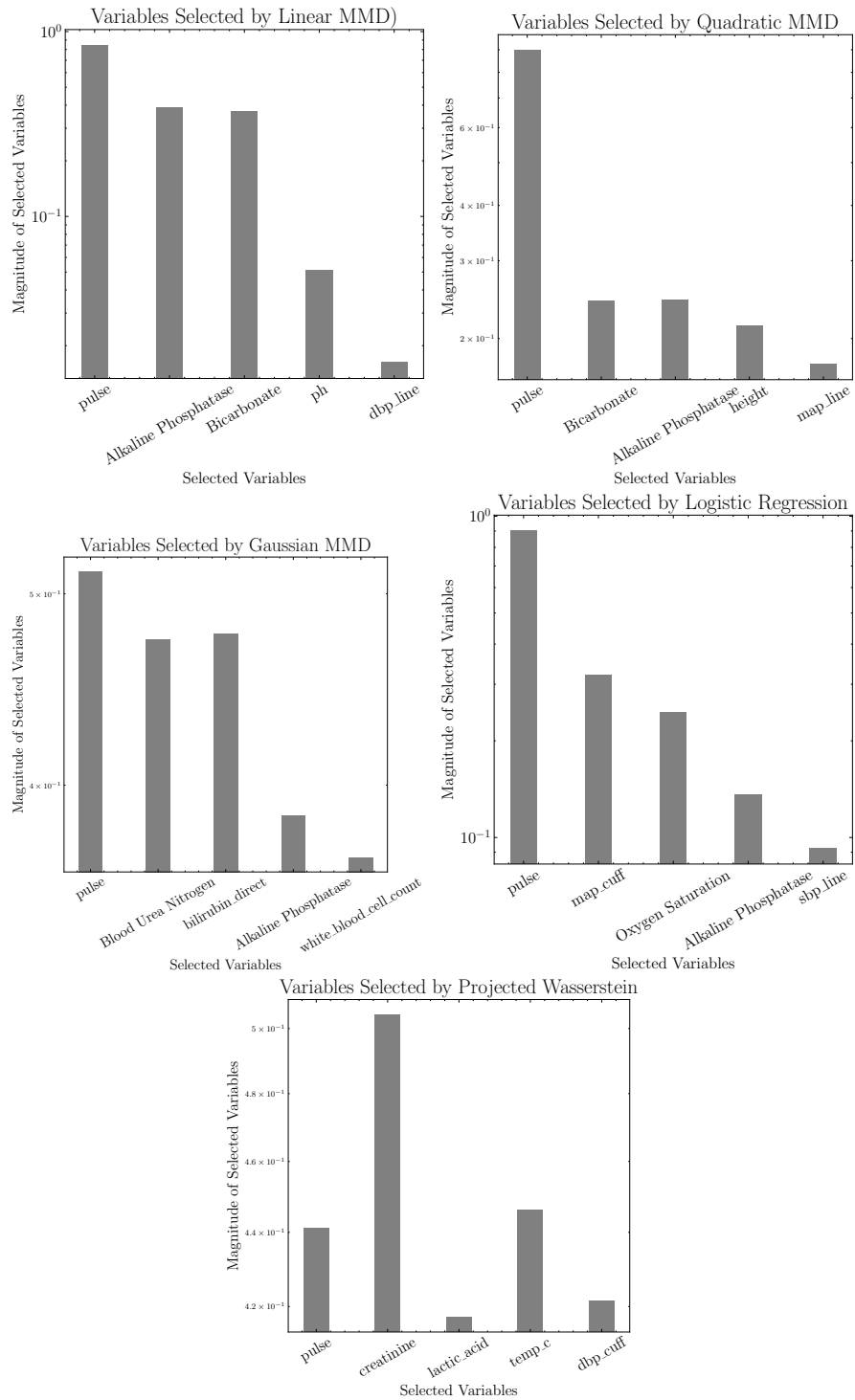


Fig. 3. Top 5 variables selected by various approaches in the healthcare dataset