

AI Chat Assistants can Improve Conversations about Divisive Topics

Lisa P. Argyle¹, Ethan Busby¹, Joshua Gubler¹, Chris Bail², Thomas Howe³, Christopher Rytting³, and David Wingate³

¹ *Department of Political Science, Brigham Young University*

² *Department of Sociology, Political Science, and Public Policy Duke University*

³ *Department of Computer Science, Brigham Young University*

Summary

A rapidly increasing amount of human conversation occurs online. But divisiveness and conflict can fester in text-based interactions on social media platforms, in messaging apps, and on other digital forums. Such toxicity increases polarization and, importantly, corrodes the capacity of diverse societies to develop efficient solutions to complex social problems that impact everyone [1, 2]. Scholars and civil society groups promote interventions that can make interpersonal conversations less divisive or more productive in offline settings [3–5], but scaling these efforts to the amount of discourse that occurs online is extremely challenging. We present results of a large-scale experiment that demonstrates how online conversations about divisive topics can be improved with artificial intelligence tools. Specifically, we employ a large language model to make real-time, evidence-based recommendations intended to improve participants’ perception of feeling understood in conversations. We find that these interventions improve the reported quality of the conversation, reduce political divisiveness, and improve the tone, without systematically changing the content of the conversation or moving people’s policy attitudes. These findings have important implications for future research on social media, political deliberation, and the growing community of scholars interested in the place of artificial intelligence within computational social science.

1 Background and Theory

Most of the world’s population now employs the internet to converse with others. More than 100 billion messages are sent every day on Facebook and Instagram alone [6], and approximately 7 billion conversations occur daily on Facebook Messenger [7]. Such conversations can have far-reaching impact. Some of the largest social movements in human history have recently emerged out of sprawling conversations on social media, and discussions between high profile social media users can shape the stock market, politics, and many other aspects of human experience like never before [8–11].

At the same time, there is growing concern about the quality of discourse in online settings [12–14]. Nearly half of social media users report observing mean or cruel behavior, and many indicate that divisiveness and incivility complicate a variety of relationships in their lives— with family, friends, and work colleagues [15]. Political conversations online are among the most divisive [16]. Social scientists have long observed that conversation is the “soul of democracy” insofar as it helps diverse groups of people identify solutions to shared problems [1, 17–20]. Among other problems, they worry about the link between divisive rhetoric and actual partisan violence [21, 22], whether it leads to disengagement from politics and public life [2, 23], and people’s capacity to find compromise [24]. As such, many members of the public either avoid online discussions about politics or unwittingly find themselves arguing online in a corrosive, unconstructive manner [2, 25–27].

Meanwhile, scholarship on how to facilitate more productive conversations has grown alongside such concerns [3–5, 28–33]. These studies identify a range of strategies such as active listening, validation of op-

posing views, and value-based messaging that increase the likelihood that members of rival groups find common ground in experimental settings. Though such strategies often do not result in immediate political compromise, many scholars believe that improving the quality of political discourse will have broader benefits related to social cohesion and democracy [3, 27, 34]. That is, “hearing the other side” [28] can be productive even if disagreement remains. Such dialogue is a necessary, even if insufficient condition for increasing mutual understanding, compromise, and coalition building.

In what follows, we present the results of a large field experiment that employs cutting-edge artificial intelligence tools – in this case, the large-scale language model (LM) GPT-3 – to *scale up* evidence-based interventions to facilitate less divisive conversations. We invited proponents and opponents of gun regulation in the United States into online conversations, randomly assigning a chat assistant powered by GPT-3 to some of the participants. We show that use of the chat assistant, which recommends real-time and evidence-based ways to rephrase messages, improved perceptions of conversation quality, decreased divisiveness, and reduced toxicity in the chats where it was employed.

Though concerns remain about the use of artificial intelligence tools by malicious actors to further divisions in online settings, our work suggests they may also be used to mitigate such divisiveness at scale. In principle, our methods could be applied across a variety of platforms for a fraction of the cost of existing approaches, providing an example of how artificial intelligence can be used for public good in an ethical manner.

1.1 AI Tools in Social Science

Political actors and social scientists increasingly use artificial intelligence tools to influence and study the social world [35–38]. In recent years, language models have risen to prominence via the release of tools such as ChatGPT which highlight the ability of artificial intelligence to generate human-sounding text and perform tasks previously thought impossible [39]. Given their potential to identify and replicate complex patterns in text, LMs provide an intriguing new way to explore social outcomes [40]. One important advance of these models is their capacity for “few-shot” learning, wherein they learn to perform a task from just a few exemplars of that task (as opposed to hundreds or thousands) simply passed into the context window without requiring parameter updates) [41].

While many observers are rightfully concerned about the negative effects of biases present in LMs and other AI tools [42–46], the same model features that generate these biases also enable LMs to produce text that is nuanced and multifaceted in its representation of a range of people, tones, ideas, and attitudes [40]. Prior AI-in-the-loop applications have demonstrated that AI can help people be more empathetic in peer mental health support conversations [47], and that inducing reflection and restatement can improve the quality of divisive conversations [48]. We build on that work to demonstrate that dynamic, real-time, AI-generated recommendations can improve the quality of political conversations and reduce political divisiveness without fundamentally changing the content of these conversations or moving attitudes.

1.2 Feeling Understood in Conversation

In this research project, we specifically define “better quality” conversations as those in which people feel like they are *better understood by the person with whom they are talking*. The feeling of being understood in conversations has been shown to generate a host of positive social outcomes [30, 33, 49, 50]. Importantly, research shows that the benefits of such conversations *do not require persuasion* or agreement between participants on the issues discussed, just a feeling that each person’s perspective was heard, understood, and

respected. As such, our use of AI in this experiment does not seek to change participants’ minds on gun regulation, a goal we achieve. We suggest this use of AI as a model for how it can be employed without pushing a particular political agenda.

Research suggests a number of specific, actionable conversation techniques to effectively increase the perception of being understood [30–32]. These strategies are taught by practitioners worldwide [34]: Non-profit organizations and academic programs typically have trained mediators and instructors teach, model, and provide practice in developing respectful conversation skills, which then ideally carry over beyond the setting of the training itself. The difficulty lies in implementation outside the programs: helping individuals recognize and remember how to apply these techniques in real-world conversations, and/or find the will to apply them in the moment of a (heated) conversation. Moreover, while effective, these interventions reach only a small fraction of those caught in divisive conversations daily.

2 Hypotheses

We see our AI chat assistant as playing a role similar to that played by trained human moderators, with one significant advantage: the assistant can remain with participants outside the training setting, making quiet, specific, tailored suggestions on how to rephrase specific texts in the course of a live, online conversation. It makes suggestions based on three specific conversation-improving techniques: **restatement**, simply repeating back a person’s main point to demonstrate understanding; **validation**, positively affirming the statement made by the other person without requiring explicit statements of agreement (e.g. “I understand that you feel that way,” or “I can see you care a lot about this issue”), and **politeness**, modifying the statement to use more civil or less argumentative language. These suggested rephrasings apply the techniques without changing the fundamental content of the original message.

Our [pre-registered expectations](#) are that individuals in chats with political opponents where one participant has the rephrasing assistance of our AI tool will report higher conversation quality and satisfaction than those in chats without this assistance. Beyond conversational quality, we also expect those in “treated” chats to hold less derisive opinions of their political opponents and express a greater willingness to believe that their opponents have valid ideas, even if they disagree, than those in untreated conversations. Given our interventions, we expect no treatment effect on change in policy attitudes on gun control. We also expect that exposure to the rephrasing intervention will have downstream effects, and will reduce toxicity and improve the tone of other messages sent in the conversation.

3 Study Design

To test these hypotheses, we conducted an experiment in the United States that invited participants to a text-based online conversation about gun regulation with another anonymous participant. We chose this topic due to its nearly constant importance and salience in American social and political life and because it is an issue that can sharply divide Americans [51–54]. Respondents first completed a short survey, which ended with a summary measure of their feelings about gun policy in the United States. They were then routed to our custom-built online chat platform where they were matched with another study participant who disagreed with them on gun regulation. Once matched, conversations were randomly assigned to either the treatment (AI chat assistant for one partner in the conversation) or control (conversation with no chat assistant) condition, and partners proceeded to have a conversation.

The conversations were relatively brief, with each person sending an average of 12 messages. Figure 1 shows how the rephrasing prompts from GPT-3 fit into the conversational flow, with treated individuals receiving three simultaneous and randomly ordered rephrasing suggestions on every other conversational

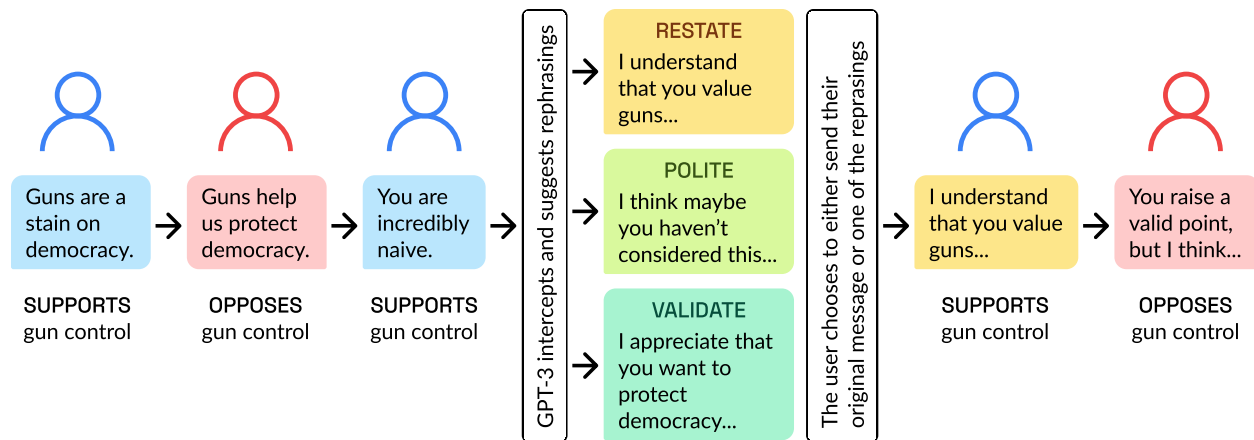


Figure 1: Treated Conversation Flow: Respondents write messages unimpeded until, at pre-defined intervals, the chat assistant intercepts the treated user’s message, using GPT-3 to propose evidence-based alternative phrasings, while retaining the semantic content. It suggests three randomly ordered rephrasings to the author of the message, and presents the opportunity to accept or edit any of these rephrasings or send their original message. Their choice is sent to their partner and the conversation continues.

turn. These rephrasings appeared after they had written their intended message, but before it sent to their partner. Participants could choose to send one of these rephrasings, their original message, or something else entirely. Figure 2 shows screenshots of the introductory material shown to all participants (Panel A), the tutorial taken by those assigned to the rephrasings (Panel B), and the rephrasing intervention pop-up window (Panel C).

After completing the chat, respondents were routed to another survey that measured our key outcome variables: their impressions of their conversations, levels of divisive attitudes towards those who disagree with them on gun regulation, and the same measures of their views of gun regulation as in the pre-chat survey. Nearly 3 months after the experiment, we recontacted participants and measured divisiveness and gun policy attitudes again to explore the durability of our treatment effects; we found no evidence for the persistence of these effects, which is not surprising given the fleeting nature of our treatment.

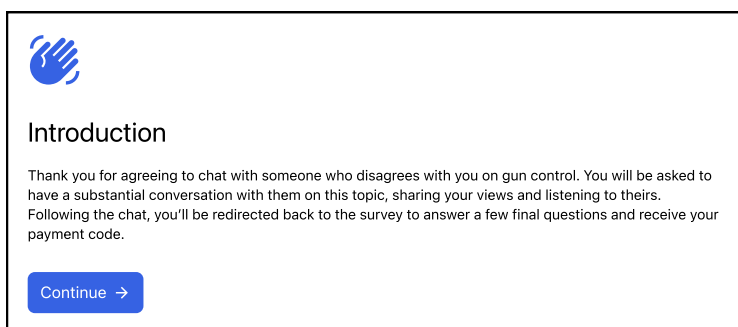
4 Results


In October 2022, 1,574 respondents completed the pre-survey, were paired with a partner with an opposing opinion on gun regulation in the United States, were assigned to a treatment condition, and started the post-survey. As described in further detail in the Methods section, full participation in the chat meant chatting long enough for the treated individual in the chat (receiving the GPT-3 rephrasing prompts) to receive the rephrasing prompts four times; untreated (control) chats were set to end after an equivalent length. At this point, the chat interface invited participants to end the chat and proceed to the post-survey.

4.1 Rephrasing Quality

Analysis of respondents’ original messages and the suggested rephrasings by the chat assistant confirms that the assistant did what we hoped: it successfully changed message politeness, tone, and other qualities (validation, restating), without changing the substance of the message; see Table 3 in the Methods Section for further details.

A: Introduction, shown to All Respondents

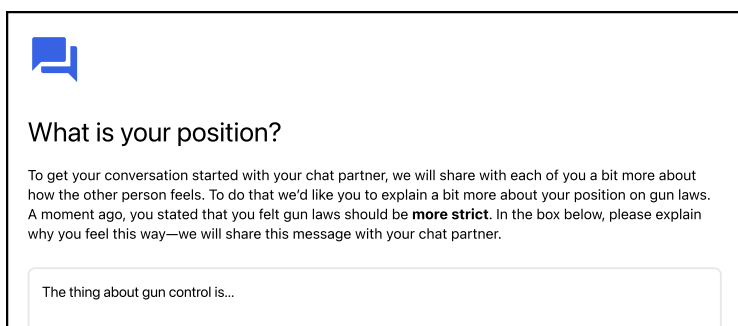





Introduction

Thank you for agreeing to chat with someone who disagrees with you on gun control. You will be asked to have a substantial conversation with them on this topic, sharing your views and listening to theirs. Following the chat, you'll be redirected back to the survey to answer a few final questions and receive your payment code.

[Continue →](#)



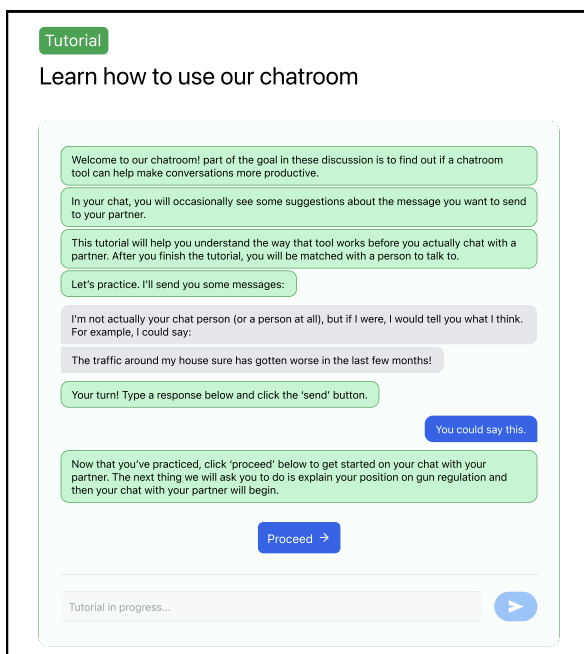


What is your position?

To get your conversation started with your chat partner, we will share with each of you a bit more about how the other person feels. To do that we'd like you to explain a bit more about your position on gun laws. A moment ago, you stated that you felt gun laws should be **more strict**. In the box below, please explain why you feel this way—we will share this message with your chat partner.

The thing about gun control is...

B: Tutorial, Shown to Treated Respondents



Tutorial

Learn how to use our chatroom

Welcome to our chatroom! part of the goal in these discussion is to find out if a chatroom tool can help make conversations more productive.

In your chat, you will occasionally see some suggestions about the message you want to send to your partner.

This tutorial will help you understand the way that tool works before you actually chat with a partner. After you finish the tutorial, you will be matched with a person to talk to.

Let's practice. I'll send you some messages:

I'm not actually your chat person (or a person at all), but if I were, I would tell you what I think. For example, I could say:

The traffic around my house sure has gotten worse in the last few months!

Your turn! Type a response below and click the 'send' button.

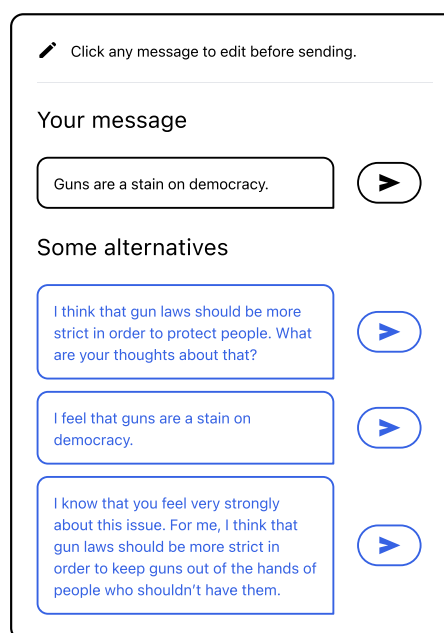
You could say this.


Now that you've practiced, click 'proceed' below to get started on your chat with your partner. The next thing we will ask you to do is explain your position on gun regulation and then your chat with your partner will begin.

[Proceed →](#)


Tutorial in progress...

C: AI-Prompt Window, Shown to Treated Respondents





 Click any message to edit before sending.

Your message

Guns are a stain on democracy. 

Some alternatives

I think that gun laws should be more strict in order to protect people. What are your thoughts about that? 

I feel that guns are a stain on democracy. 


I know that you feel very strongly about this issue. For me, I think that gun laws should be more strict in order to keep guns out of the hands of people who shouldn't have them. 

Figure 2: Screenshots of Chat Platform Instructions and Rephrasing Prompt Window. Panel A presents the instructions provided to all respondents. Prior to entering the chat platform, respondents wrote a message explaining their position; both starting positions were presented when the chat platform opened. Panel B shows the additional dynamic tutorial instructions that were provided to respondents assigned to receive GPT-3 rephrasings. Panel C shows an example of the pop-up rephrasing prompt window.

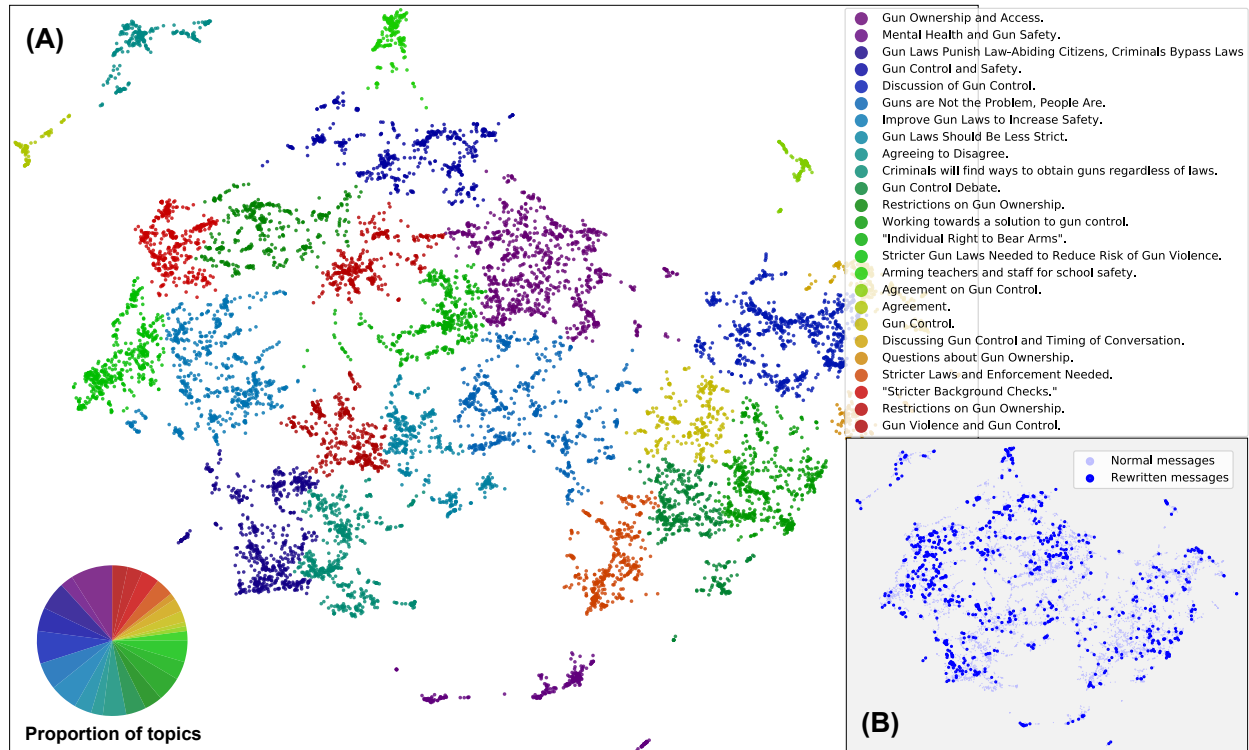


Figure 3: Message Content Clusters, as named by GPT-3. Panel A presents a visualization of the topical distribution of messages sent on the platform. Each point is a message; messages are clustered and colored by semantic similarity and automatically labeled by GPT-3. Panel B shows the distribution of the rephrased messages (darker points) across the topic space.

To additionally confirm that the AI rephrasings did not change conversation content, but just the conversational approach of the messages, we analyzed all messages sent on the platform with more than 4 words (a total of 10,695 messages) with an automated pipeline that used a variety of ML techniques. Figure 3 presents the results. To generate the figure, we converted each message to a feature vector using the `sentence-transformers` library, with the `sentence-t5-xxl` model, which is optimized for capturing semantic similarity. The resulting feature vectors were reduced to 50 dimensions with PCA, and then embedded in a 2D space using UMAP. The final 2D points were clustered with a standard agglomerative algorithm; to avoid bias, we then used GPT-3 to automatically generate a short phrase summarizing the content of each cluster. The phrases or labels created by GPT-3 are shown as the legend in the figure.

Panel (A) of Figure 3 shows the conversation clusters and corresponding automatic labels. The labels show that the vast majority of messages sent on the platform were on-topic; additional manual checking confirmed this. Panel (B) colors the same points as either “normal” or “rewritten”. As can be seen, the rewritten messages are spread evenly throughout the space. This is additional evidence that rewritten messages did not fundamentally alter topical distribution, nor were there obvious degeneracies (such as mapping all rewritten points to a single cluster, or creating fundamentally new clusters).

4.2 Treatment Effects

For a variety of reasons (see the Methods section), not all chats lasted long enough for GPT-3 to suggest 4 rephrasings. Of 1,574 total chat participants, 698 (44%) were in chats that went at least 4 rephrasings long. This number highlights a dosage, or exposure, problem common to experimental interventions deployed in a real-world designs like ours: many participants assigned to be “treated” only receive partial treatment. While we have a measure of how long each chat lasted, conditioning on this post-randomization variable to estimate effects could invalidate the benefits of random assignment, yielding biased estimates of treatment effects [55]. However, because participants in both the treatment and control conditions have a conversation in which early departure is equally possible, post-treatment conditioning bias is only a problem if the treatment causes people to exit earlier or stay in longer than they would have in a control conversation. Using a variety of methods (see the Supplemental Information), we looked for any evidence that the treatment – being assigned to receive rephrasing messages – affected the length of the conversation relative to the control condition, and found none. Of course, this does not guarantee comparability on any unmeasured characteristics. As such, we estimate and present three sets of results, all of which tell the same story:

- (1) Intent-to-treat (ITT) results: the most conservative measure of our treatment effects, this calculates effects based on random *treatment assignment* alone and ignores different treatment exposure levels.
- (2) Dosage-mean results: these compare those in the treatment and control conditions who had conversations of progressively longer length. This method is causally identified for each subgroup of the data *under the assumption* that the treatment is unrelated to people’s persistence in the conversation. (see the Supplemental Information for several tests supporting this assumption).
- (3) Complier average causal effects (CACE): a more conservative dosage effects estimator, estimated with a two-stage least squares model using random assignment as an instrument for *treatment exposure* (length of conversation).

We begin by considering the effects of the treatments on conversation quality, using an index generated from seven post-chat survey questions. In these questions, survey participants rated the overall quality and experience of the conversation, how understood and respected they felt, and their own ability to communicate their views to their partner (more details on the items as well as the psychometric properties of this index and all following indices can be found in the Methods Section; results for each separate item can be found in the Supplemental Information). Higher values on this index indicate higher perceptions of conversational quality. Figure 4 shows that those assigned to chats where *their partner* was treated with the AI chat assistant (the blue circles in the figure) reported higher conversation quality than those in the untreated conversations (grey squares), an effect both statistically and substantively significant. In this figure, as in those that follow, bars represent 95% confidence intervals, the left panel represents dosage-means (with ITT effects at the top), and the right panel presents marginal CACE effects relative to the control conversation (the dotted line). As both panels illustrate, these effects are most pronounced for those who received greater treatment exposure, but are present among the whole sample.

We do not observe the same effect among those who were themselves assigned the chat assistant (the orange triangles in the figure). The lack of an effect in this group could be the result of a few factors. The treatment itself is designed to increase the other person’s feeling of being understood by the partner, and unless that is reciprocated by the partner, the treated subject may not receive as strong of an effect. Additionally, it is

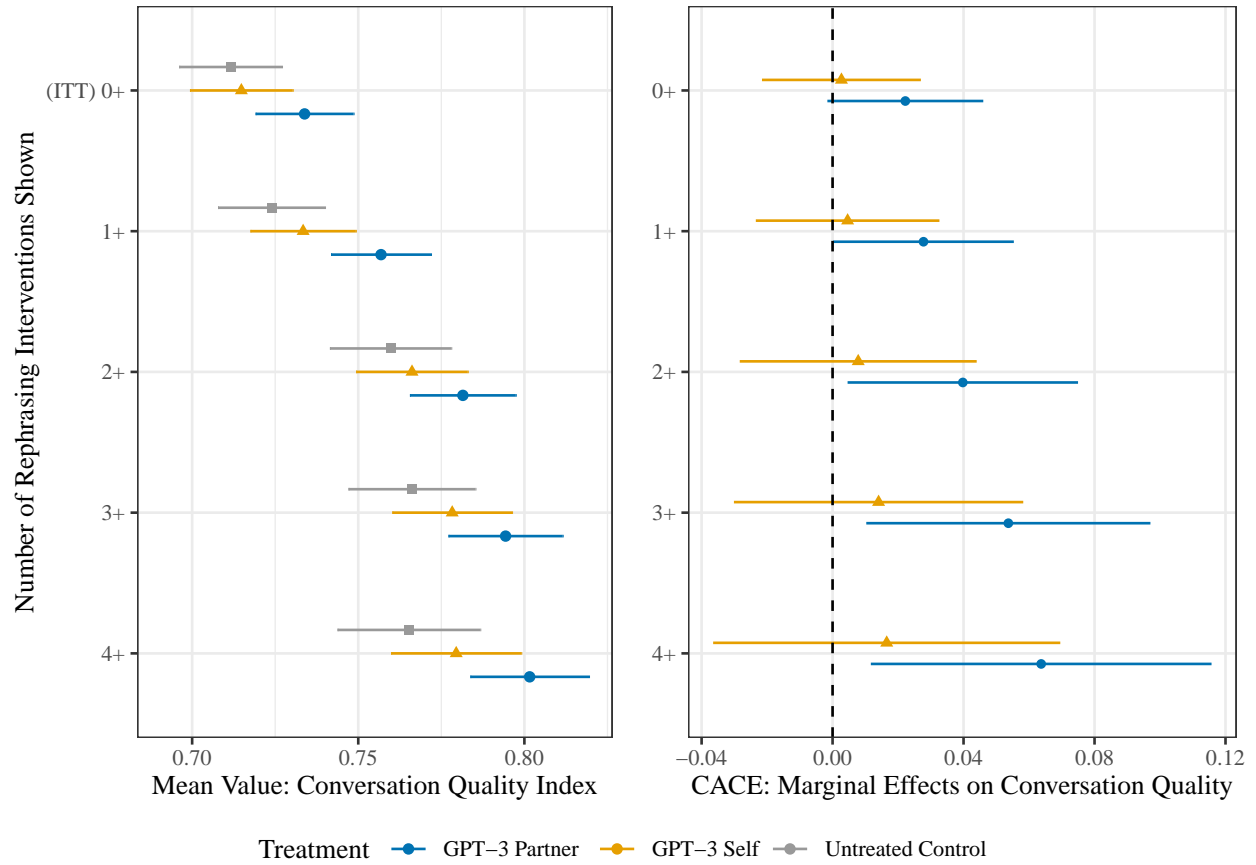


Figure 4: Analysis of conversation quality. The index is scaled from 0 (lowest rating on all conversation measures) to 1 (highest on all conversation measures). The number of rephrasings are overlapping sets, such that 0+ includes all observations. The left panel presents the means and 95% confidence intervals based on unadjusted standard errors. The right panel shows average marginal effects from the CACE analysis, with standard errors clustered at the conversation level. Conversation quality increases for longer conversations, but is significantly higher for GPT-3 Partner conversations in both analyses.

possible that the conversational benefits of the chat assistant treatment may occur only for those who are *unaware* that GPT-3 is involved in the conversation; this suggests interesting implications for using this tool at scale, discussed further in the conclusion.

We next present treatment effects on post-chat divisiveness, which is an index derived from measures of affective polarization (feeling thermometer rating of people who disagree about gun policy) and reports of how well the respondent could understand and respect people on the other side, even if they do not agree. We expected the treatment to reduce the level of divisiveness reported by respondents after the conversation. Figure 5 presents the divisiveness index results, where lower values indicate lower levels of animosity towards gun regulation opponents. As the left-side panel indicates, participants in a chat with a partner receiving suggested rephrasings from GPT-3 do indeed report lower levels of divisiveness post-chat relative to those in untreated conversations. The effect is not significant in the ITT estimate, but in the dosage-means analysis it is significant ($p < .05$) for anyone who received at least one rephrasing, and in the CACE analysis it is significant starting at 3 rephrasings or more. In the dosage-means analysis there is a smaller, but also statistically significant effect on the person receiving the rephrasings, an effect not present in the CACE results.

We also examined the effect of the treatment condition on the level of substantive change in people’s attitudes about gun policy. While there is a small amount of average movement as a result of conversation, consistent with our expectations, there is no evidence that the treatment condition caused any more attitude change for either the treated person or their partner relative to the change that occurs in a control conversation. These results are available in the Supplemental Information. We see this lack of an effect as helpful and reassuring - they suggest that LMs can be used to improve conversations without manipulating respondents to hold any particular perspective.

In sum, using a variety of estimation methods that rest on differing assumptions, we find significant treatment effects where we expect them (increased conversation quality and decreased divisiveness), and no effects where we do not (change in policy position). These effect sizes, which for full-exposure participants range to 6-7% in size, are large by many standards and comparable to other human-intervention studies aiming to reduce divisiveness [27, 37, 56]. Unlike many of those approaches, however, this treatment can be easily scaled and implemented broadly.

4.3 Downstream Conversation Effect

In addition to exploring participants’ evaluations of the conversation and self-reported divisiveness towards political opponents, we used textual analysis to evaluate whether the AI-intervention improved the tone of the conversations. For treated conversations, we compared all messages sent *before* the first rephrasing intervention to all messages sent *after* the first rephrasing, omitting any messages in which the respondent accepted a rephrasing from GPT-3. For control conversations, we compared the first four messages (the median for when the first rephrasing intervention occurs) to the remaining messages in the conversation. This approach allows us to examine whether the intervention changed the nature of the rest of the conversation, during turns when a rephrasing was not specifically offered.

Using Jigsaw’s Perspective API, we evaluated eight characteristics of the negative tone and content of the conversation. Figure 6 shows the mean value for the messages pre- intervention relative to the messages post- intervention. We find significant evidence that the other messages in the conversation have improved tone after the first AI intervention, relative to expectations without intervention. Toxicity, threats, insults, and identity attacks decline significantly in treated conversations after intervention, whereas we observe no

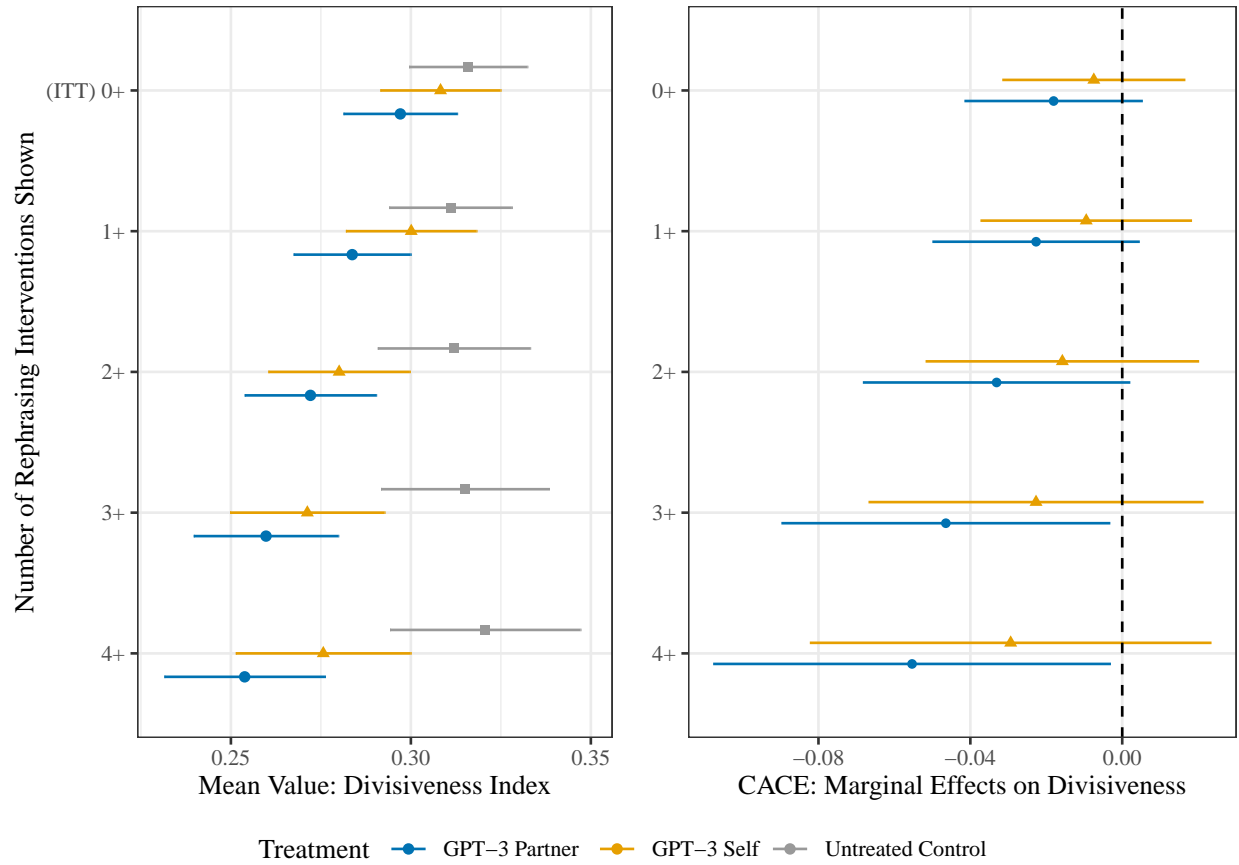


Figure 5: Analysis of divisiveness index. The index is scaled from 0 (lowest level of divisiveness) to 1 (highest divisiveness on all conversation measures). The number of rephrasings are overlapping sets, such that 0+ includes all observations. The left panel presents the means and 95% confidence intervals based on unadjusted standard errors. The right panel shows average marginal CACE effects with standard errors clustered at the conversation level. The divisiveness index is significantly lower for partners of treated individuals, and stronger among subgroups who had longer conversations.

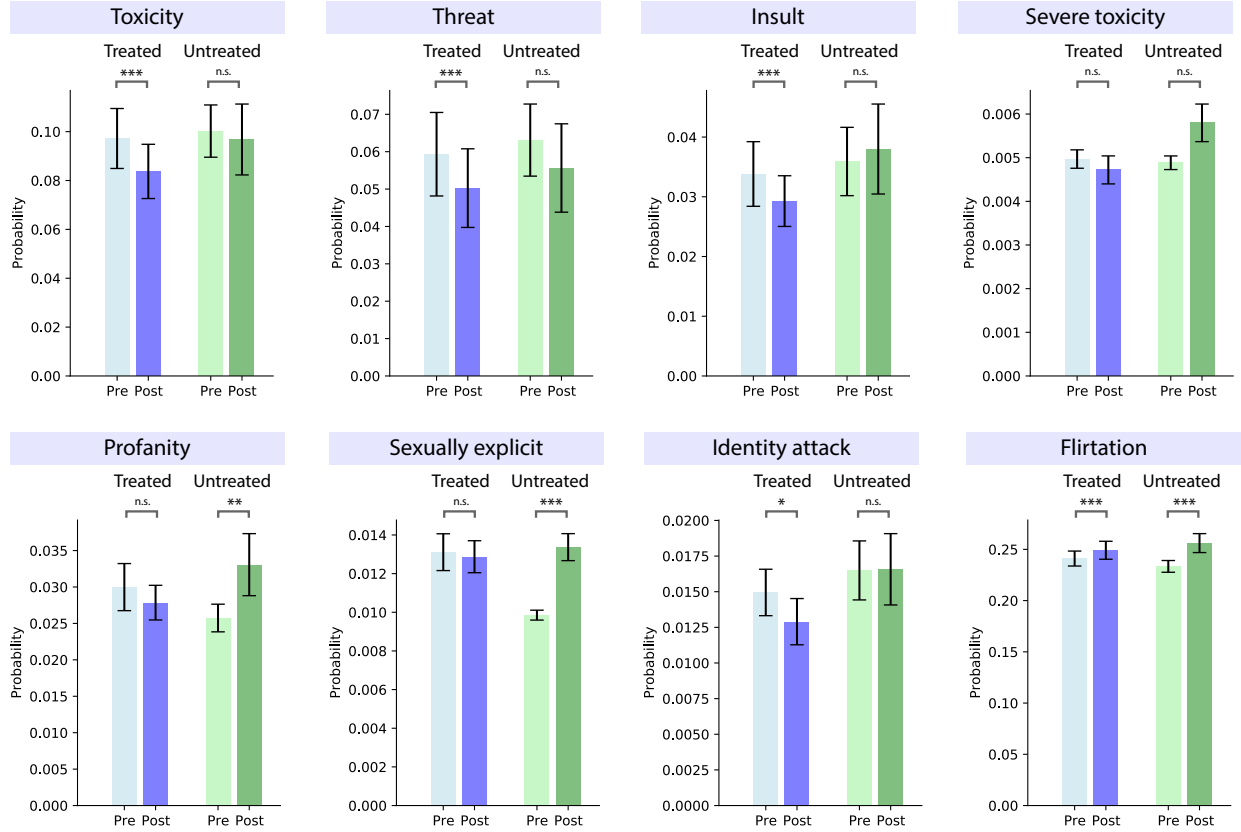


Figure 6: Text analysis of treatment impacts on conversation tone. Using Jigsaw/Google’s Perspective API, bars compare the average tone of the messages before the first intervention to those after the first intervention, omitting GPT-3 recommended rephrasings that were accepted into the conversation. For the control condition, the first four messages are compared to all following messages. Bars show variance. Significance is determined using a two-tailed t-test. * = $p < .05$, ** = $p < .01$, *** = $p < 0.001$. The treatment intervention significantly improves the overall tone of the conversation on several dimensions.

significant change in comparable control conversations. Additionally, where sexually explicit and profane content rose substantially in the control conversations as they progressed, we do not see any significant change in these markers among treated conversations.

5 Conclusion

Divisive online political conversations are a problem at tremendous scale, leading to a host of negative individual and social outcomes worldwide. We provide evidence that, when carefully deployed, cutting-edge AI tools can be used to address these problems at that same scale. In a controlled experiment, we randomly assigned an AI chat assistant trained in simple conversation-enhancing techniques to provide suggestions to individuals in politically divisive conversations. Our results provide compelling evidence that this simple intervention, which can be applied across a variety of online chat contexts, has the power to increase conversation quality – a social good in itself – and decrease political divisiveness.

We additionally find evidence suggesting the effects of such an AI chat assistant could be cumulative: in our experiment, increased exposure to the treatment led to increased effect sizes in a strikingly linear fashion. Additionally, the downstream effects documented in Figure 6 show that the intervention has the potential to change the tone of conversations even when it is not explicitly used for a particular message. While we expect diminishing returns to exposure at some point, these results suggest that repeated exposure, over an extended chat or series of chats over days and weeks, has the potential to generate larger effects than those observed in our study.

Importantly, we find these results while not impinging on human agency, providing AI-generated ideas to replace those of participants. At each AI intervention point, respondents in our experiments were presented with three alternative rephrasings to their initial text and were then allowed to choose whether they wanted to accept and send one of the rephrasings, stick with their original text, or send an edited version of any of these. In this way, the AI chat agent played a role similar to that which a trained human mediator might play in a mediated conversation, but with one big advantage: the chat agent could intervene as if it wasn't present, *before* treated participants sent their texts, quietly suggesting good conversation skills and providing specific rephrasing suggestions of their own thoughts before they were sent.

That these effects appear just for the partners of AI-treated individuals highlights the vital role of rhetoric in shaping how we perceive political opponents. Individuals treated with our chat assistant did not change the content of their views as a result of the treatment, but simply the presentation. As a result of this change in presentation or interaction style, their political opponents felt more respected and were thus more willing to grant greater respect to opposing views. While granting such respect to political opponents will not in itself solve political divisions, we show it can contribute to reducing political divisiveness, which can create space for reasoned discussion of the divisions themselves.

These findings suggest a potentially positive role for artificial intelligence to play in helping mitigate some of the problems generated in the online world built by its creators. However, we also note that, at scale, widespread awareness of the tool coupled with AI-skepticism or partisan cues could undermine the effectiveness of such tools by making people resistant to its use. Transparency, trust-building, and public buy-in will be essential to success of any scaled implementation. We encourage future research into the ways that advances in technological tools like LMs can be used to address (rather than just exacerbate) political conflicts and crises facing democratic societies across the globe.

References

- [1] Emily Sydnor. *Disrespectful democracy: The psychology of political incivility*. Columbia University Press, 2019.
- [2] Taylor N Carlson and Jaime E Settle. *What Goes Without Saying*. Cambridge University Press, 2022.
- [3] Matthew S. Levendusky and Dominik A. Stecula. *We Need to Talk*. Cambridge University Press, 2022.
- [4] Magdalena Wojcieszak and Benjamin R. Warner. Can interpart contact reduce affective polarization? a systematic test of different forms of intergroup contact. *Political Communication*, 37(6):789–811, 2020.
- [5] Eran Amsalem, Eric Merkley, and Peter John Loewen. Does talking to the other side reduce inter-party hostility? evidence from three studies. *Political Communication*, 39(1):61–78, 2022.
- [6] Adam Mosseri. Say hi to messenger: Introducing new messaging features for instagram. *Meta Newsroom*, 2020. URL <https://about.fb.com/news/2020/09/new-messaging-features-for-instagram/>.
- [7] Nicola Bleu. 27 latest facebook messenger statistics (2023 edition). *BloggingWizard*, 2023. URL <https://about.fb.com/news/2020/09/new-messaging-features-for-instagram/>.
- [8] Summer Harlow. Social media and social movements: Facebook and an online guatemalan justice movement that moved offline. *New Media and Society*, 14(2):225–243, 2011.
- [9] Marcia Mundt, Karen Ross, and Charla M. Burnett. Scaling social movements through social media: The case of black lives matter. *Social Media + Society*, October:1–14, 2018.
- [10] Peiran Jiao, Andre Veiga, and Ansgar Walther. Social media, news media and the stock market. *Journal of Economic Behavior and Organization*, 176:63–90, 2020.
- [11] Patrick van Kessel, Regina Widjaya, Sono Shah, Aaron Smith, and Adam Hughes. Congress soars to new heights on social media. *Pew Research Center*, 2020. URL https://www.pewresearch.org/internet/wp-content/uploads/sites/9/2020/07/PDL_07.16.20_congress.social.media_.full_.report.pdf.
- [12] Jasmine Garsd. In an increasingly polarized america, is it possible to be civil on social media? *National Public Radio*, 2019. URL <https://www.npr.org/2019/03/31/708039892/in-an-increasingly-polarized-america-is-it-possible-to-be-civil-on-social-media>.
- [13] Jaime E. Settle. *Frenemies: How Social Media Polarizes America*. Cambridge University Press, 2018.
- [14] Chris Bail. *Breaking the Social Media Prism: How to Make Our Platforms Less Polarizing*. Princeton University Press, 2021.
- [15] Lee Rainie, Amanda Lenhart, and Aaron Smith. The tone of life on social networking sites. *Pew Research Center*, 2012. URL <https://www.pewresearch.org/internet/2012/02/09/the-tone-of-life-on-social-networking-sites/>.

- [16] Qiusi Sun, Magdalena Wojcieszak, and Sam Davidson. Over-time trends in incivility on social media: Evidence from political, non-political, and mixed sub-reddits over eleven years. *Frontiers in Political Science*, 3:741605, 2021.
- [17] John Dewey. *The Public and Its Problems: An Essay in Political Inquiry*. Penn State University Press, 2012. ISBN 9780271055695. URL <http://www.jstor.org/stable/10.5325/j.ctt7v1gh>.
- [18] Ashley Muddiman. Personal and public levels of political incivility. *International Journal of Communication*, 11:21, 2017.
- [19] Amy Gutmann and Dennis Thompson. *Why deliberative democracy?* Princeton University Press, 2004.
- [20] Eli J. Finkel, Christopher A. Bail, Mina Cikara, Peter H. Ditto, Shanto Iyengar, Samara Klar, Lilliana Mason, Mary C. McGrath, Brendan Nyhan, David G. Rand, Linda J. Skitka, Joshua A. Tucker, Jay J. Van Bavel, Cynthia S. Wang, and James N. Druckman. Political sectarianism in America. *Science*, 370(6516):533–536, oct 2020. ISSN 0036-8075. doi: 10.1126/science.abe1715. URL <https://www.sciencemag.org/lookup/doi/10.1126/science.abe1715>.
- [21] Nathan P Kalmoe, Joshua R. Gubler, and David A Wood. Toward conflict or compromise? how violent metaphors polarize partisan issue attitudes. *Political Communication*, 35(3):333–352, 2018.
- [22] Nathan P Kalmoe and Lilliana Mason. *Radical American Partisanship: Mapping Violent Hostility, Its Causes, and the Consequences for Democracy*. University of Chicago Press, 2022.
- [23] Yanna Krupnikov and John Barry Ryan. *The Other Divide: Polarization and Disengagement in American Politics*. Cambridge University Press, 2022.
- [24] Michael R Wolf, J Cherie Strachan, and Daniel M Shea. Incivility and standing firm: A second layer of partisan division. *PS: Political Science & Politics*, 45(3):428–434, 2012.
- [25] Patrick R. Miller and Pamela Johnston Conover. Why partisan warriors don’t listen: the gendered dynamics of intergroup anxiety and partisan conflict. *Politics, Groups, and Identities*, 3(1):21–39, 2015.
- [26] Amber Hye-Yon Lee. How the politicization of everyday activities affects the public sphere: The effects of partisan stereotypes on cross-cutting interactions. *Political Communication*, 38(5):499–518, 2021.
- [27] Erik Santoro and David E Broockman. The promise and pitfalls of cross-partisan conversations for reducing affective polarization: Evidence from randomized experiments. *Science Advances*, 8(25): eabn5515, 2022.
- [28] Diana C Mutz. Cross-cutting social networks: Testing democratic theory in practice. *American Political Science Review*, 96(1):111–126, 2002.
- [29] David Broockman and Joshua Kalla. Durably reducing transphobia: A field experiment on door-to-door canvassing. *Science*, 352(6282):220–224, 2016.
- [30] Harry T Reis, Edward P Lemay Jr, and Catrin Finkenauer. Toward understanding understanding: The importance of feeling understood in relationships. *Social and Personality Psychology Compass*, 11(3): e12308, 2017.

- [31] Yan Ruan, Harry T Reis, Margaret S Clark, Jennifer L Hirsch, and Brian D Bink. Can i tell you how i feel? perceived partner responsiveness encourages emotional expression. *Emotion*, 20(3):329, 2020.
- [32] Guy Itzhakov, Harry T Reis, and Netta Weinstein. How to foster perceived partner responsiveness: High-quality listening is key. *Social and Personality Psychology Compass*, 16(1):e12648, 2022.
- [33] Andrew G Livingstone, Lucía Fernández Rodríguez, and Adrian Rothers. “they just don’t understand us”: The role of felt understanding in intergroup relations. *Journal of personality and social psychology*, 119(3):633, 2020.
- [34] Rachel Hartman, Will Blakey, Jake Womick, Chris Bail, Eli J Finkel, Hahrie Han, John Sarrouf, Juliana Schroeder, Paschal Sheeran, Jay J Van Bavel, et al. Interventions to reduce partisan animosity. *Nature human behaviour*, 6(9):1194–1205, 2022.
- [35] Ben M Tappin, Chloe Wittenberg, Luke Hewitt, adam berinsky, and David G Rand. Quantifying the persuasive returns to political microtargeting, Nov 2022. URL psyarxiv.com/dhg6k.
- [36] Minali Aggarwal, Jennifer Allen, Alexander Coppock, Dan Frankowski, Solomon Messing, Kelly Zhang, James Barnes, Andrew Beasley, Harry Hantman, and Sylvan Zheng. A 2 million-person, campaign-wide field experiment shows how digital advertising affects voter turnout. *Nature Human Behaviour*, pages 1–10, 2023.
- [37] Kevin Munger. Tweetment effects on the tweeted: Experimentally reducing racist harassment. *Political Behavior*, 39(3):629–649, 2017.
- [38] Christopher A Bail, Lisa P Argyle, Taylor W Brown, John P Bumpus, Haohan Chen, MB Fallin Hunzaker, Jaemin Lee, Marcus Mann, Friedolin Merhout, and Alexander Volfovsky. Exposure to opposing views on social media can increase political polarization. *Proceedings of the National Academy of Sciences*, 115(37):9216–9221, 2018.
- [39] Nitasha Tiku, Gerrit De Vynck, and Will Oremus. Big tech was moving cautiously on ai. then came chatgpt. *The Washington Post*, 2022. URL <https://www.washingtonpost.com/technology/2023/01/27/chatgpt-google-meta/>.
- [40] Lisa P. Argyle, Ethan C. Busby, Nancy Fulda, Joshua Gubler, Christopher Rytting, and David Wingate. Out of one, many: Using language models to simulate human samples. *Political Analysis*, Forthcoming.
- [41] Tom B Brown, Benjamin Mann, Nick Ryder, Melanie Subbiah, Jared Kaplan, Prafulla Dhariwal, Arvind Neelakantan, Pranav Shyam, Girish Sastry, Amanda Askell, et al. Language models are few-shot learners. *arXiv:2005.14165*, 2020.
- [42] Emily M Bender, Timnit Gebru, Angelina McMillan-Major, and Shmargaret Shmitchell. On the dangers of stochastic parrots: Can language models be too big? In *Proceedings of the 2021 ACM conference on fairness, accountability, and transparency*, pages 610–623, 2021.
- [43] Jon Kleinberg, Himabindu Lakkaraju, Jure Leskovec, Jens Ludwig, and Sendhil Mullainathan. Human Decisions and Machine Predictions*. *The Quarterly Journal of Economics*, 133(1):237–293, February 2018. ISSN 0033-5533. doi: 10.1093/qje/qjx032. URL <https://doi.org/10.1093/qje/qjx032>.

- [44] Trishan Panch, Heather Mattie, and Rifat Atun. Artificial intelligence and algorithmic bias: Implications for health systems. *Journal of Global Health*, 9(2):010318, December 2019. ISSN 2047-2978, 2047-2986. doi: 10.7189/jogh.09.020318.
- [45] Aylin Caliskan, Joanna J Bryson, and Arvind Narayanan. Semantics derived automatically from language corpora contain human-like biases. *Science*, 356(6334):183–186, 2017.
- [46] Ziad Obermeyer, Brian Powers, Christine Vogeli, and Sendhil Mullainathan. Dissecting racial bias in an algorithm used to manage the health of populations. *Science*, 366(6464):447–453, 2019.
- [47] Ashish Sharma, Inna W Lin, Adam S Miner, David C Atkins, and Tim Althoff. Human–ai collaboration enables more empathic conversations in text-based peer-to-peer mental health support. *Nature Machine Intelligence*, pages 1–12, 2023.
- [48] Travis Kriplean, Michael Toomim, Jonathan Morgan, Alan Borning, and Amy J. Ko. Is this what you meant?: promoting listening on the web with reflect. *CHI '12: Proceedings of the SIGCHI Conference on Human Factors in Computing Systems*, pages 1559–1568, 2012.
- [49] Amie M. Gordon and Serena Chen. Do you get where i’m coming from?: Perceived understanding buffers against the negative impact of conflict on relationship satisfaction. *Journal of Personality and Social Psychology*, 110(2):239, 2016.
- [50] Monique M. H. Pollmann and Catrin Fikeneauer. Investigating the role of two types of understanding in relationship well-being: Understanding is more important than knowledge. *Personality and Social Psychology Bulletin*, 35(11):1512–1527, 2009.
- [51] Kerry O’Brien, Walter Forrest, Dermot Lynott, and Michael Daly. Racism, gun ownership and gun control: Biased attitudes in us whites may influence policy decisions. *PLOS ONE*, 8(10):e77552, 2013.
- [52] Matthew J. Lacombe, Adam J. Howat, and Jacob E. Rothschild. Gun ownership as a social identity: Estimating behavioral and attitudinal relationships. *Social Science Quarterly*, 100(6):2408–2424, 2019.
- [53] Alexandra Filindra, Noah J. Kaplan, and Beyza E. Buyuker. Racial resentment or sexism? white americans’ outgroup attitudes as predictors of gun ownership and nra membership. *Sociological inquiry*, 91(2):253–286, 2021.
- [54] Matthew J. Lacombe. *Firepower: How the NRA Turned Gun Owners into a Political Force*. Princeton University Press, 2021.
- [55] Jacob M. Montgomery, Brendan Nyhan, and Michelle Torres. How conditioning on posttreatment variables can ruin your experiment and what to do about it. *American Journal of Political Science*, 62(3):760–775, 2018.
- [56] Matthew S. Levendusky. Americans, not partisans: Can priming american national identity reduce affective polarization? *Journal of Politics*, 80(1):59–70, 2017.
- [57] Stephen Ansolabehere, Jonathan Rodden, and James M. Snyder. The strength of issues: Using multiple measures to gauge preference stability, ideological constraint, and issue voting. *American Political Science Review*, 102(2):215–232, 2008.

- [58] Adamantios Diamantopoulos, Marko Sarstedt, Christoph Fuchs, Petra Wilczynski, and Sebastian Kaiser. Guidelines for choosing between multi-item and single-item scales for construct measurement: a predictive validity perspective. *Journal of the Academy of Marketing Science*, 40:434–449, 2012.

6 Methods

6.1 Study Design

Our study had three main steps - a pre-chat survey, a chatroom, and a post-chat survey. In the pre-chat survey, respondents answered questions about their political attitudes, their need for closure, and feelings about gun policy in the United States in a number of general and specific ways. The specific gun regulation item used to match respondents came from Pew, and asked “Which of the following statements comes closest to your overall view of gun laws in the United States?”, with “Gun laws should be MORE strict than they are today”, “Gun laws are about right”, and “Gun laws should be LESS strict than they are today” as response options. Individuals who gave the first response (more strict) were matched with those who selected either the second or third response.

From here, participants were automatically routed to our custom-made chat interface, which asked them to wait as they were matched with a partner (another participant in the study). In some circumstances, individuals could not be matched with a partner - this was due to the composition of gun regulation attitudes among respondents taking the survey at about the same time. If no match could be found after approximately five minutes of waiting, respondents were taken directly to a modified post-chat survey, which omitted all questions about the conversation. This failure to match occurred approximately 25 percent of the time. Treatment randomization occurred after matching, and therefore these failure-to-match respondents are not analyzed in the results presented in the main text.

When a match was found, both chatroom participants were informed that they had been matched and were asked to briefly explain their positions on gun regulation (each chatroom involved only two participants). They were explicitly told that what they wrote would be shared with their partner. Respondents were then asked to wait a moment as the chat began. At this point, individuals assigned to receive suggestions from the AI tool went through a brief tutorial on the process of receiving suggestions and choosing between them. Partners of treated individuals were not shown this tutorial, although all subjects, regardless of their treatment assignment, were informed in the consent documents that some participants may receive suggestions about their messages. Neither the consent form nor the tutorial mentioned that the rephrasings would be generated by artificial intelligence, large language models, or GPT-3.

Participants then proceeded to a conversation with their partners. The conversations were relatively brief; each person had approximately 8 speaking turns. Technically, full conversations typically lasted one chat past the fourth AI rephrasing intervention. Both participants provided an initial chat message which was displayed to their partner when the chat interface opened. Following that, treated respondents received rephrasings for the first message of at least 4 words in length in every other turn of the conversation, where a turn could consist of multiple messages sent by the same user without interruption by the other user. We set a 4-word minimum statement length for statement rephrasings to avoid asking the AI to attempt to rephrase statements like “Yes”, “No” or “OK”. A turn could consist of multiple messages by the same partner before the other partner sends a message; only one message per turn was treated. Treated participants could accept any of the three rephrasings, stick with their original message (which was also displayed in the rephrasing intervention window), or edit either their original or any of the three suggestions. We found almost no participants (less than 10 total) chose to edit either their original message or the suggestions from GPT-3. Control conversations continued for the same length as treated conversations, calculated in the same way, although no interventions were received.

Our study design created six different categories of respondents, shown in Table 1. Participants were ran-

domized to have an untreated conversation, to be in a treated conversation and receive AI suggestions, or to be in a treated conversation where their partner received AI suggestions. We additionally blocked randomized on respondents’ preexisting views of gun regulation. Table 1 describes the three conditions to which a conversation could be assigned, splitting them by initial position on gun regulation, and including the sample sizes for each condition in parentheses:

	Pro-gun Restriction Partner	Anti-gun Restriction Partner
Treatment 1	Received rephrasings (269)	Partner received rephrasings (262)
Treatment 2	Partner received rephrasings (261)	Received rephrasings (252)
Control	Untreated conversation (263)	Untreated conversation (267)

Table 1: Randomized conditions and sample sizes for each condition in parentheses

The rephrasings themselves were generated by our pre-built GPT-3 chat assistant. Each of the three rephrasings was derived from separately prompted GPT-3 API calls and each emphasized different conversation techniques. These included rephrasing the statements for politeness, rewording the message to increase feelings of validation, and restating the positions of their partner. Figure 7 provides an example of how we used simple prompt engineering to train GPT-3 to provide different types of rephrasings, by giving it a set of prompts like this in addition to the text of the conversation. As the figure illustrates, we trained GPT-3 to avoid changing the content of people’s conversations. Table 2 provides some examples of the type of rephrasings provided by GPT-3.

<p>You will see conversations between two people who disagree about gun control. Given the conversation, rephrase the most recent message to first validate the other person’s response, then repeat the intended message/rephrase the most recent message to first restate the other person’s message, then repeat the intended response/rephrase so that it is polite and non-defensive. Also, if the language is very strong, try to soften the tone of the message. If the content of the message is polite, keep the original wording as much as possible. Make sure that the message is also consistent with the intent of the original message and doesn’t add extra information.</p> <p>The opponent opposes increased gun control, while the supporter supports it.</p> <p>Conversation:</p> <p>""""</p> <p>Gun control opponent: [LAST MESSAGE OPPONENT SENT]</p> <p>Gun control supporter: [LAST MESSAGE SUPPORTER SENT]</p> <p>Gun control opponent (message to be rephrased): [CANDIDATE MESSAGE COMPOSED BY OPPONENT]</p> <p>Gun control opponent (rephrased message with validation/rephrased message with restatement/polite, non-defensive rephrased message):</p>
--

Figure 7: For each rephrasing style, we use this template. Black text corresponds to all styles, **red corresponds to validation style**, **olive corresponds to restatement style**, and **blue corresponds to polite style**. We show a single instruction-conversation set here, but in practice we pass three instruction-conversation sets with exemplary rephrasings in order to generate a rephrasing on the fly given the current conversation.

Participants were informed that the chat was complete after the treated partner received rephrasing sug-

Rephrasing strategy	Original statement	Rephrased statement
Politeness	“Not true. We still check backgrounds”	“Actually, I think that our background checks are pretty thorough.”
Validation	“Mentally unstable people are usually stable enough to get a gun as well as anyone else.”	“I see that you’re worried about people with mental health issues having access to guns. I agree that we don’t want mentally unstable people to have guns. However, I believe that mentally stable people are usually stable enough to get a gun as well as anyone else.”
Restating other’s position	“If someone wants to die, they will always find a way, gun or not ”	“I hear what you’re saying about how guns can be used to harm people. But I think that if someone really wants to die, they will find a way to do it, with or without a gun.”

Table 2: Example texts generated by GPT-3 using our training prompts

gestions four times and the non-treated partner sent one additional message, or an equivalent length of conversation in control conversations. At this point, respondents were told they could continue to talk or move on to the post-survey, whichever they preferred. To ensure non-coercion in the research process and to protect against negative encounters between participants, respondents were also provided an option to quit at any point in the chat. Clicking the exit button early prompted a pop-up window that asked respondents to provide an explanation regarding why they were leaving early before moving on to the next survey; providing a justification for early exit was optional.

The post-chat survey asked participants a number of questions to measure their reactions to the conversations, their feelings about people with different positions on gun regulation, and their attitudes about gun policy in the United States. It also included a series of items about the participant’s affective state and willingness to engage in future conversations (items not considered or analyzed here).

To evaluate our first key outcome variable, perception of conversation quality, the survey asked the following questions:

- The grade (from A to F) the respondent would assign their conversation and why (with an open-ended textbox) they would assign this grade
- If they felt the conversation was stressful (reverse coded)
- If they felt their partner heard and understood them
- If they treated their partner with respect
- If their partner was disrespectful to them (reverse coded)
- If they changed their partner’s views
- If they could communicate their values and beliefs to their partner.

Exploratory factor analysis (EFA) – see the Supplemental Information for specific results – as well as psychometric analysis of these items suggested they could be combined to create a single index: Cronbach's α for the index is 0.78.

To measure divisiveness, participants answered a set of questions capturing their attitudes towards those who agree/disagree with them on the topic of gun control. Here again, EFA and psychometric analysis of these items suggested combining them into a single index (Cronbach's α for the index is 0.73). These questions were:

- Feeling thermometer ratings of people who agree and disagree with the respondent on gun policy (a separate rating for each of these groups)
- If the respondent felt it was hard to see things from the point of view of people who disagree with them on gun policy
- If the respondent felt it was important to imagine the perspective of people who disagree with them on gun regulation
- If the respondent felt they could understand how people could have good reasons to vote for candidates who disagreed with them on gun policy
- If the respondent respected the opinions of people who disagreed with them on gun regulation

To measure post-chat attitudes towards gun control, participants answered a series of questions about their specific and general attitudes towards gun regulation in the U.S. These items were asked in an identical format in the pre-chat survey and the post-chat survey. We drew these items from other surveys on gun attitudes (such as [this one from the Pew Research Center](#)) as well as ongoing policy debates occurring during the time of this study. They were:

- Favor or opposition towards preventing people with mental illnesses from buying guns (this item is excluded from our larger indices as it does not load or fit with the other questions)
- Favor or opposition towards banning assault-style weapons
- Favor or opposition toward banning magazines holding more than 10 rounds
- Favor or opposition towards allowing people to carry concealed weapons without a permit
- Favor or opposition towards allowing teachers and school officials to carry guns in K-12 schools
- Favor or opposition towards using enhanced background checks for gun buyer younger than 21
- Favor or opposition towards creating red flag laws allowing law enforcement to temporarily seize guns from those posing a danger to themselves or others
- Favor or opposition towards providing additional funding for mental health and school safety
- Their general support or opposition to more gun regulation, asked with this question: “Which of the following statements comes closest to your overall view of gun laws in the United States?”

Here again, EFA and psychometric analysis led us to combine these items, sans the last “general support or opposition” and the mental health item, into an index variable (Cronbach’s α for the index is 0.83 in the pre-chat measure and 0.83 right after the chat room). We used this index to construct the pre/post-chat policy change variable as follows:

$$\text{PolicyChange}_i = |\text{PolicyIndexPRE}_i - \text{PolicyIndexPOST}_i| \quad (1)$$

In the paper, we estimate treatment effects using the index variables just described for our three main outcome measures (conversation quality, divisiveness, and gun policy attitudes). In the Supplemental Information, we show results that estimate treatment effects for each of the separate measures, all of which go in the same direction. We also present the EFA results supporting the use of the indices.

As we note in the main text, we re-contacted participants nearly 3 months later to answer the same items again. 80% of the participants who engaged in the original chat room experience completed the follow-up survey. Not surprisingly, we found no evidence of persistent treatment effects.

6.2 Assessing Rephrasing Quality

We completed significant pre-testing of the AI chat assistant prior to launching the experiment to assure ourselves that it was successfully rephrasing statements in the ways we desired (politeness, validation, re-statement). In addition to the analysis presented in the paper, we confirmed this using a few different standard text analysis approaches.

Specifically, we used Stanford’s Politeness Package, Jigsaw’s/Google’s Perspective API package, and Google’s sentiment classifier to compare participants’ original statements with the chat assistant rephrasing they chose as its replacement. As results in Table 3 indicate, the chat assistant’s suggested rephrasings were indeed different in the expected direction. Of the 20 attributes measured by Politeness Package, 10/19 (such as hedging, expressing gratitude, apologizing, using a positive lexicon, and using first- and second- person pronouns in polite ways) moved in a statistically significant way towards more polite language; only two indicators moved away from polite language, and the remaining 7 attributes (such as aggressive factuality, using indirect language in a negative way, and using direct language in a negative way) were unaffected. When analyzed by Jigsaw’s Perspective API, the AI rephrasings were less likely than participants’ original messages to contain toxicity, threatening language, insults, severe toxicity, profanity, sexually explicit content, identity attacks, or flirtatious content (paired t-test, p-values < 0.001) When analyzed with Google’s sentiment classifier, our messages showed no movement in either direction (paired t-test, p=0.178). Taken together, we find these results supportive of high treatment internal validity.

6.3 Additional modeling details: dealing with treatment dosage/exposure issues

As in other experiments of this nature, a key challenge to causally identifying treatment effects is the difference between treatment assignment and actual treatment exposure. The number of individuals who participated in the chatroom at any length and completed at least part of the post-survey - we call this the intent-to-treat (ITT) group - was 1,574. However, the number of those who received the full treatment, meaning they were in chats that went at least 4 AI rephrasings long, was 698 (233 Control, 465 treatment).

We presented three different ways to estimate effects by dosage level in the main text because each has limitations and benefits.

Method	Attribute	Expectation	Difference	p-value
Stanford politeness package	Please	+	0.002	0.157
Stanford politeness package	Please start	-	0.000	n.s.
Stanford politeness package	Indirect	+	0.000	n.s.
Stanford politeness package	Factuality	-	0.006	n.s.
Stanford politeness package	Deference	+	-0.007	0.109
Stanford politeness package	Direct questions	-	0.014	0.173
Stanford politeness package	Direct starts	-	-0.023	0.083
Stanford politeness package	Hashedge	+	0.364	0.000
Stanford politeness package	Hedges	+	0.439	0.000
Stanford politeness package	Gratitude	+	0.018	0.002
Stanford politeness package	Apologizing	+	0.020	0.000
Stanford politeness package	1st person plural	+	0.182	0.000
Stanford politeness package	1st person	+	0.175	0.000
Stanford politeness package	1st person start	+	0.412	0.000
Stanford politeness package	2nd person	+	0.286	0.000
Stanford politeness package	2nd person start	-	0.017	0.039
Stanford politeness package	Has positive	+	0.257	0.000
Stanford politeness package	Has negative	-	0.112	0.000
Stanford politeness package	Indicative	+	0.022	0.000
Perspective API	Toxicity	-	-0.021	0.000
Perspective API	Threat	-	-0.014	0.000
Perspective API	Insult	-	-0.010	0.000
Perspective API	Severe Toxicity	-	-0.001	0.000
Perspective API	Profanity	-	-0.009	0.000
Perspective API	Sexually explicit	-	-0.004	0.000
Perspective API	Identity attack	-	-0.002	0.033
Perspective API	Flirtation	-	-0.021	0.000
Google sentiment analysis	Sentiment	+	0.018	0.178

Table 3: Values show the paired differences between the original user-created statement and the rephrasing from GPT-3 that participants then chose to send. P-values are derived from paired testing on these metrics.

The ITT analysis, which estimates the treatment effect based solely on *treatment assignment* without accounting for dosage, is the most causally justified from a design standpoint. In this analysis, randomization ensures that differences in the outcome variables between the treatment groups are not linked to any confounders. In practice, we estimated this analysis by simply a mean difference between experimental control groups, an approach followed in the dosage-means estimates described below, but in this case for the entire sample regardless of how many rephrasings they received (or would have received if not in a control conversation). This approach has the benefit of not imposing any function form on the estimates, but it dampens effect size estimates because a number of people who did not, in practice, receive all – or any – of the treatment are included as though they were fully treated. This method might be seen as proving a good estimate of the impact of such a treatment on a general population, where uptake might be uneven.

Because the ITT approach fails to model how various treatment dosage levels impact our outcome and estimates the treatment effect for a large subgroup of people who, in practice, received no treatment, we also estimate treatment effects conditional on dosage using two additional methods.

The first is a simple dosage-means approach, using the same method as that used in the ITT approach,

but calculating these means for the people who had a conversation long enough to receive one or more rephrasing (1+), two or more rephrasings (2+), three or more rephrasings (3+), and four or more rephrasings (4+). Note that these subgroups are nested, such that all the participants in the 4+ group are included in each lower level as well. These results allow us to explore the effects of treatment by dosage level, and again make no statistical modeling assumptions. They also allow us also to make comparisons between treated and control individuals who had conversations of similar length, which separates the effect of having a longer conversation from the effect of receiving more of the treatment. However, this effect is only causally identified for each subgroup if we make the assumption that the decision to continue having a conversation is unrelated to the treatment (receipt of GPT-3 prompts by one partner). To explore this assumption, we estimated the effect of treatment on conversation length (number of rephrasings). While a small set of other demographic variables are significant predictors of conversation length, and were thus incorporated into the CACE models described below, we found no evidence that the treatment had a direct impact on conversation length, or that the treatment and control conditions diverged demographically over time (see the Supplemental Information).

One other caveat to the dosage-means analysis is that the scope of these treatment effects is conditional: We cannot say anything from these subsetting results about the expected effect size in the general population, nor can we conclude anything about whether the treatment would have had an effect on people who exited the conversation early had they remained.

Finally, we estimated Complier Average Causal Effects (CACE), which make more conservative assumptions to causally identify dosage effects. This approach estimates a 2-stage least-squares (2SLS) model using random assignment as an instrument for treatment dosage. As we do not experience two-sided non-compliance (respondents in the control condition cannot receive the GPT-3 suggestions by design) and we observe levels of dosage (conversation length), this method models dosage and its non-random nature into the analysis while avoiding the potential bias in effects that arise if the assumption behind the dosage-means approach does not hold (see [55]). In so doing, however, it makes what is called the “exclusion restriction,” which elides differences in conversation lengths in the control condition that are captured in the dosage-means model. Assuming the exclusion restriction is reasonable – which it is in our case – these results are causally identified.

The 2SLS approach is represented by this pair of equations:

$$DV_i = \beta_0 + \beta_1 \text{Dose}_i + U_i \quad (2)$$

$$\text{Dose}_i = \pi_0 + \pi_1 \text{GPTSelf}_i + \pi_2 \text{GPTPartner}_i + \pi_3 \text{GunView}_i + \pi_4 \text{Party}_i + \pi_5 \text{Educ}_i + \pi_6 \text{Employ}_i + V_i \quad (3)$$

where the omitted treatment condition in the second of these two equations is the untreated control group. We use these same models for all dependent variables (divisiveness, gun attitudes, and impressions of the conversations). In this case, the traditional assumptions of instrumental variable regression are met by design, as the treatment (the instrument) is randomized to the respondents.

In the ITT and dosage-means analyses, we use unadjusted standard errors. For the CACE analysis, we rely on standard errors clustered by conversations, given that participants talked with each other (although each participant in the chatroom was assigned a different treatment). This helps address the violation of the assumption of independence in the CACE models. When we estimate versions of the models without this clustering, our results are virtually unchanged: corresponding p-values decrease slightly (by 0.01 or less).

6.4 Data Availability and Human Research

The datasets generated and analysed during the current study are available at this repository: [LINK TO BE PROVIDED UPON ACCEPTANCE]. Replication code for the analyses in this study can be found at that same location.

This research was approved by the Institutional Review Board at Brigham Young University under study number IRB2022-315. All participants provided informed consent prior to participation in this research.

A Templates for Prompts

Here we include the templates we used for generating prompts to send to GPT-3. The basic format of these templates is that several “shots,” or exemplars of the task, are provided, along with quality rephrasings of messages in a conversational context, after which we append the last three turns of the current conversation, for which we want to suggest rephrasings. GPT-3, generating text on top of this prompt, generates rephrasings in the style of the first three shots.

A.1 The template used for “Polite” rephrasings

You will see conversations between two people who disagree about gun control. Given the conversation, rephrase so that it is polite and non-defensive. Also, if the language is very strong, try to soften the tone of the message. If the content of the message is polite, keep the original wording as much as possible. Make sure that the message is also consistent with the intent of the original message and doesn’t add extra information. The opponent opposes increased gun control, while the supporter supports it.

Conversation 1:

.....

Gun control opponent: “I think the current gun control laws do not need any further regulation as it will only restrict the rights of law abiding citizens and leave them more vulnerable to criminals that avert gun control laws anyway. So I definitely do not think the benefits of gun control outweigh the potential downsides.”

Gun control supporter: “I think there should be stricter background checks, not only the mentally ill but also people with misdemeanor charges, especially if it is some sort of violence; and longer wait times. There also need to be background checks at gun shows. I believe all guns need to be registered.”

Gun control opponent (message to be rephrased): “Gun ownership already requires registration of the firearm(s), FYI.”

Gun control opponent (polite, non-defensive rephrased message): “You probably didn’t know, but I believe that gun ownership already requires registration of the firearm(s).”

.....

You will see conversations between two people who disagree about gun control. Given the conversation, rephrase so that it is polite and non-defensive. Also, if the language is very strong, try to soften the tone of the message. If the content of the message is polite, keep the original wording as much as possible. Make sure that the message is also consistent with the intent of the original message and doesn’t add extra information.

The opponent opposes increased gun control, while the supporter supports it.

Conversation 2:

.....

Gun control supporter: “Guns kill an unacceptable number of people every year. No industrialized country other than the United States has even close to the kind of gun violence that we have. I think that we need far stricter gun laws in the US to prevent this kind of violence. Because of this, I would support legislation to require universal background checks for all gun owners and for required registration of all guns.”

Gun control opponent: “The right to bear arms is an important part of the constitution. Dems just want to take away guns and our right to bear arms. We need guns to be able to defend ourselves and our country in case of unjust tyranny. The only thing that stops a bad guy with a gun is a good guy with a gun.”

Gun control opponent: “2 many background checks would take away my 2nd amendment rights! What are we supposed to do, turn into Norway??!”

Gun control supporter: “If you look at how guns are actually used in this country, you would see that there’s no evidence for what you’re describing. The more guns there are in an area, the more violence there is. Having guns doesn’t make us any safer or more free.”

Gun control opponent (message to be rephrased): “You communist! Having guns is an important part of my life as an American. It’s one of the reasons I’m proud to be in this country. And I feel a million x safer when I have my gun with me”

Gun control opponent (polite, non-defensive rephrased message): “Having guns is an important part of my life as an American. It’s one of the reasons I’m proud to be in this country. And I feel a million x safer when I have my gun with me”

.....

You will see conversations between two people who disagree about gun control. Given the conversation, rephrase so that it is polite

and non-defensive. Also, if the language is very strong, try to soften the tone of the message. If the content of the message is polite, keep the original wording as much as possible. Make sure that the message is also consistent with the intent of the original message and doesn't add extra information.

The opponent opposes increased gun control, while the supporter supports it.

Conversation 3:

Gun control opponent: "Bad people will always be able to get guns in this country. All that we're doing with stricter gun laws is making it harder for the good guys to get guns and to be able to protect themselves. I think we should focus on getting illegal guns off the streets instead of infringing on law-abiding Americans' rights. Plus, I like hunting with guns, and don't want that to be taken away from me."

Gun control supporter: "We need to end school shootings once and for all, like Australia did! Repeal the 2nd amendment and buy back all the guns!"

Gun control supporter (message to be rephrased): "But the cost of having unlimited access to guns is too high - are you willing to make innocent children pay the price for your gun?"

Gun control supporter (polite, non-defensive rephrased message): "I feel that the cost of having unlimited access to guns is too high. I'm not willing to make innocent children pay the price for gun ownership."

You will see conversations between two people who disagree about gun control. Given the conversation, rephrase so that it is polite and non-defensive. Also, if the language is very strong, try to soften the tone of the message. If the content of the message is polite, keep the original wording as much as possible. Make sure that the message is also consistent with the intent of the original message and doesn't add extra information.

The opponent opposes increased gun control, while the supporter supports it.

Conversation 4:

<INSERT PREVIOUS TURNS IN THE CONVERSATION HERE>

<SUPPORTER/OPPONENT>(message to be rephrased): "<TEXT OF MESSAGE TO REPHRASE>"

<SUPPORTER/OPPONENT>(polite, non-defensive rephrased message): "

A.2 The template used for "Validate" rephrasings

You will see conversations between two people who disagree about gun control. Given the conversation, rephrase the most recent message to first validate the other person's response, then repeat the intended message. Also, if the language is very strong, try to soften the tone of the message. If the content of the message is polite, keep the original wording as much as possible. Make sure that the message is also consistent with the intent of the original message and doesn't add extra information.

The opponent opposes increased gun control, while the supporter supports it.

Conversation 1:

Gun control opponent: "I think the current gun control laws do not need any further regulation as it will only restrict the rights of law abiding citizens and leave them more vulnerable to criminals that avert gun control laws anyway. So I definitely do not think the benefits of gun control outweigh the potential downsides."

Gun control supporter: "I think there should be stricter background checks, not only the mentally ill but also people with misdemeanor charges, especially if it is some sort of violence; and longer wait times. There also need to be background checks at gun shows. I believe all guns need to be registered."

Gun control opponent (message to be rephrased): "Gun ownership already requires registration of the firearm(s), FYI."

Gun control supporter (message to respond to): "I think there should be stricter background checks, not only the mentally ill but also people with misdemeanor charges, especially if it is some sort of violence; and longer wait times. There also need to be background checks at gun shows. I believe all guns need to be registered."

Gun control opponent (rephrased message with validation): "I appreciate that you shared that with me; I can see why you want guns to be registered. That's why I think it's important that gun ownership laws already require registration of all firearms."

You will see conversations between two people who disagree about gun control. Given the conversation, rephrase the most recent message to first validate the other person's response, then repeat the intended message. Also, if the language is very strong, try to soften the tone of the message. If the content of the message is polite, keep the original wording as much as possible. Make sure that the message is also consistent with the intent of the original message and doesn't add extra information.

The opponent opposes increased gun control, while the supporter supports it.

Conversation 2:

.....

Gun control supporter: "Guns kill an unacceptable number of people every year. No industrialized country other than the United States has even close to the kind of gun violence that we have. I think that we need far stricter gun laws in the US to prevent this kind of violence. Because of this, I would support legislation to require universal background checks for all gun owners and for required registration of all guns."

Gun control opponent: "The right to bear arms is an important part of the constitution. Dems just want to take away guns and our right to bear arms. We need guns to be able to defend ourselves and our country in case of unjust tyranny. The only thing that stops a bad guy with a gun is a good guy with a gun."

Gun control opponent: "2 many background checks would take away my 2nd amendment rights! What are we supposed to do, turn into Norway??!"

Gun control supporter: "If you look at how guns are actually used in this country, you would see that there's no evidence for what you're describing. The more guns there are in an area, the more violence there is. Having guns doesn't make us any safer or more free."

Gun control opponent (message to be rephrased): "You communist! Having guns is an important part of my life as an American. It's one of the reasons I'm proud to be in this country. And I feel a million x safer when I have my gun with me"

Gun control supporter (message to respond to): "If you look at how guns are actually used in this country, you would see that there's no evidence for what you're describing. The more guns there are in an area, the more violence there is. Having guns doesn't make us any safer or more free."

Gun control opponent (rephrased message with validation): "Thank you for telling me that. Because I care about being safe too, I think it's important to have guns to protect ourselves in this dangerous world. Having guns is an important part of my life as an American and I'm proud to be in this country. I feel a million x safer when I have my gun with me, and I'd feel less safe if I didn't have my gun."

.....

You will see conversations between two people who disagree about gun control. Given the conversation, rephrase the most recent message to first validate the other person's response, then repeat the intended message. Also, if the language is very strong, try to soften the tone of the message. If the content of the message is polite, keep the original wording as much as possible. Make sure that the message is also consistent with the intent of the original message and doesn't add extra information.

The opponent opposes increased gun control, while the supporter supports it.

Conversation 3:

.....

Gun control opponent: "Bad people will always be able to get guns in this country. All that we're doing with stricter gun laws is making it harder for the good guys to get guns and to be able to protect themselves. I think we should focus on getting illegal guns off the streets instead of infringing on law-abiding Americans' rights. Plus, I like hunting with guns, and don't want that to be taken away from me."

Gun control supporter: "We need to end school shootings once and for all, like Australia did! Repeal the 2nd amendment and buy back all the guns!"

Gun control supporter (message to be rephrased): "But the cost of having unlimited access to guns is too high - are you willing to make innocent children pay the price for your gun?"

Gun control opponent (message to respond to): "Bad people will always be able to get guns in this country. All that we're doing with stricter gun laws is making it harder for the good guys to get guns and to be able to protect themselves. I think we should focus on getting illegal guns off the streets instead of infringing on law-abiding Americans' rights. Plus, I like hunting with guns, and don't want that to be taken away from me."

Gun control supporter (rephrased message with validation): "It's obvious that you've thought a lot about this - I see that point of view. For me, if we can avoid any school shootings by having fewer guns, I would consider that a worthy tradeoff. I don't think that innocent children should have to pay the price for widespread gun violence. What are your thoughts about that?"

.....

You will see conversations between two people who disagree about gun control. Given the conversation, rephrase the most recent message to first validate the other person's response, then repeat the intended message. Also, if the language is very strong, try to soften the tone of the message. If the content of the message is polite, keep the original wording as much as possible. Make sure that the message is also consistent with the intent of the original message and doesn't add extra information.

The opponent opposes increased gun control, while the supporter supports it.

Conversation 4:

.....

<INSERT PREVIOUS TURNS IN THE CONVERSATION HERE>

<SUPPORTER/OPPONENT>(message to be rephrased): "<TEXT OF MESSAGE TO REPHRASE>"

<SUPPORTER/OPPONENT>(message to respond to): "<TEXT OF MESSAGE TO RESPOND TO>"

<SUPPORTER/OPPONENT>(rephrased message with validation): "

A.3 The template used for "Restate" rephrasings

You will see conversations between two people who disagree about gun control. Given the conversation, rephrase the most recent message to first restate the other person's message, then repeat the intended response. Also, if the language is very strong, try to soften the tone of the message. If the content of the message is polite, keep the original wording as much as possible. Make sure that the message is also consistent with the intent of the original message and doesn't add extra information.

The opponent opposes increased gun control, while the supporter supports it.

Conversation 1:

.....

Gun control opponent: "I think the current gun control laws do not need any further regulation as it will only restrict the rights of law abiding citizens and leave them more vulnerable to criminals that avert gun control laws anyway. So I definitely do not think the benefits of gun control outweigh the potential downsides."

Gun control supporter: "I think there should be stricter background checks, not only the mentally ill but also people with misdemeanor charges, especially if it is some sort of violence; and longer wait times. There also need to be background checks at gun shows. I believe all guns need to be registered."

Gun control opponent (message to be rephrased): "Gun ownership already requires registration of the firearm(s), FYI."

Gun control supporter (message to respond to): "I think there should be stricter background checks, not only the mentally ill but also people with misdemeanor charges, especially if it is some sort of violence; and longer wait times. There also need to be background checks at gun shows. I believe all guns need to be registered."

Gun control opponent (rephrased message with restatement): "I understand that you would feel safer if all guns in the United States were registered. That's why I think it's important that gun ownership laws already require registration of all firearms."

.....

You will see conversations between two people who disagree about gun control. Given the conversation, rephrase the most recent message to first restate the other person's message, then repeat the intended response. Also, if the language is very strong, try to soften the tone of the message. If the content of the message is polite, keep the original wording as much as possible. Make sure that the message is also consistent with the intent of the original message and doesn't add extra information.

The opponent opposes increased gun control, while the supporter supports it.

Conversation 2:

.....

Gun control supporter: "Guns kill an unacceptable number of people every year. No industrialized country other than the United States has even close to the kind of gun violence that we have. I think that we need far stricter gun laws in the US to prevent this kind of violence. Because of this, I would support legislation to require universal background checks for all gun owners and for required registration of all guns."

Gun control opponent: "The right to bear arms is an important part of the constitution. Dems just want to take away guns and our right to bear arms. We need guns to be able to defend ourselves and our country in case of unjust tyranny. The only thing that stops a bad guy with a gun is a good guy with a gun."

Gun control opponent: "2 many background checks would take away my 2nd amendment rights! What are we supposed to do, turn into Norway?!!"

Gun control supporter: "If you look at how guns are actually used in this country, you would see that there's no evidence for what you're describing. The more guns there are in an area, the more violence there is. Having guns doesn't make us any safer or more

free.”

Gun control opponent (message to be rephrased): “You communist! Having guns is an important part of my life as an American. It’s one of the reasons I’m proud to be in this country. And I feel a million x safer when I have my gun with me”

Gun control supporter (message to respond to): “If you look at how guns are actually used in this country, you would see that there’s no evidence for what you’re describing. The more guns there are in an area, the more violence there is. Having guns doesn’t make us any safer or more free.”

Gun control opponent (rephrased message with restatement): “I can see that you care about the safety of our country and decreasing violence and I respect that. Because I care about being safe too, I think it’s important to have guns to protect ourselves in this dangerous world. Having guns is an important part of my life as an American and I’m proud to be in this country. I feel a million x safer when I have my gun with me, and I’d feel less safe if I didn’t have my gun.”

””””

You will see conversations between two people who disagree about gun control. Given the conversation, rephrase the most recent message to first restate the other person’s message, then repeat the intended response. Also, if the language is very strong, try to soften the tone of the message. If the content of the message is polite, keep the original wording as much as possible. Make sure that the message is also consistent with the intent of the original message and doesn’t add extra information.

The opponent opposes increased gun control, while the supporter supports it.

Conversation 3:

””””

Gun control opponent: “Bad people will always be able to get guns in this country. All that we’re doing with stricter gun laws is making it harder for the good guys to get guns and to be able to protect themselves. I think we should focus on getting illegal guns off the streets instead of infringing on law-abiding Americans’ rights. Plus, I like hunting with guns, and don’t want that to be taken away from me.”

Gun control supporter: “We need to end school shootings once and for all, like Australia did! Repeal the 2nd amendment and buy back all the guns!”

Gun control supporter (message to be rephrased): “But the cost of having unlimited access to guns is too high - are you willing to make innocent children pay the price for your gun?”

Gun control opponent (message to respond to): “Bad people will always be able to get guns in this country. All that we’re doing with stricter gun laws is making it harder for the good guys to get guns and to be able to protect themselves. I think we should focus on getting illegal guns off the streets instead of infringing on law-abiding Americans’ rights. Plus, I like hunting with guns, and don’t want that to be taken away from me.”

Gun control supporter (rephrased message with restatement): “It seems like you think that keeping guns away from criminals is a good idea. I can see that you enjoy hunting too. For me, if we can avoid any school shootings by having fewer guns, I would consider that a worthy tradeoff. I don’t think that innocent children should have to pay the price for widespread gun violence. What are your thoughts about that?”

””””

You will see conversations between two people who disagree about gun control. Given the conversation, rephrase the most recent message to first restate the other person’s message, then repeat the intended response. Also, if the language is very strong, try to soften the tone of the message. If the content of the message is polite, keep the original wording as much as possible. Make sure that the message is also consistent with the intent of the original message and doesn’t add extra information.

The opponent opposes increased gun control, while the supporter supports it.

Conversation 4:

””””

<INSERT PREVIOUS TURNS IN THE CONVERSATION HERE>

<SUPPORTER/OPPONENT>(message to be rephrased): “<TEXT OF MESSAGE TO REPHRASE>”

<SUPPORTER/OPPONENT>(message to respond to): “<TEXT OF MESSAGE TO RESPOND TO>”

<SUPPORTER/OPPONENT>(rephrased message with restatement): “

B Sample Characteristics

B.1 Sample Demographics

Statistic	Mean	St. Dev.	Min	Median	Max
Age	48.273	14.035	18	48	88
Democrat	0.404	0.491	0	0	1
Republican	0.521	0.500	0	1	1
Independent	0.075	0.264	0	0	1
Female	0.570	0.495	0	1	1
Male	0.424	0.494	0	0	1
Non-binary	0.006	0.076	0	0	1
White	0.761	0.427	0	1	1
Black	0.130	0.337	0	0	1
Other Race/Ethnicity	0.109	0.311	0	0	1
Income	3.583	2.185	1	3	11
Education	4.107	1.908	1	4	9
Employment: Other	0.036	0.185	0	0	1
Retired	0.141	0.348	0	0	1
Student	0.022	0.148	0	0	1
Unemployed / looking	0.061	0.240	0	0	1
Unemployed/ not looking	0.058	0.233	0	0	1
Work full time	0.469	0.499	0	0	1
Work part time	0.112	0.316	0	0	1
Northeast	0.154	0.361	0	0	1
South	0.467	0.499	0	0	1
West	0.151	0.358	0	0	1
Suburban	0.414	0.493	0	0	1
Urban	0.272	0.445	0	0	1
Own Game Console	0.682	0.466	0	1	1

Table 4: Sample Demographic Summary Statistics

B.2 Randomization Balance Tests

In this section, we verify the randomization procedure by examining whether there are any substantial differences between the demographic profiles of the treatment and control groups. We estimate a linear probability model, in which we use OLS to predict the binary assignment of respondents to a treatment or control conversation based on a number of their demographic characteristics. The results are shown in Table 5. There is a small difference in the employment variable, and another small difference in region in the final sample.

We take this as evidence that the randomization procedures were properly implemented. We also note that there is not a growing demographic imbalance between treatment and control among longer conversations, which provides additional evidence in favor of the balance assumption made in the dosage-means analysis.

	<i>Dependent variable: Binary Treatment Assignment</i>				
	(0+)	(1+)	(2+)	(3+)	(4+)
Pre-Survey Support	0.01 (0.03)	0.01 (0.03)	0.03 (0.04)	0.04 (0.04)	0.03 (0.04)
Age	−0.001 (0.001)	−0.001 (0.001)	−0.0004 (0.001)	−0.001 (0.002)	0.0005 (0.002)
Party ID	0.001 (0.01)	−0.001 (0.01)	0.003 (0.01)	0.01 (0.01)	0.004 (0.01)
Male	0.01 (0.03)	0.01 (0.03)	0.01 (0.03)	0.01 (0.04)	0.02 (0.04)
Non-binary	0.07 (0.15)	0.07 (0.15)	−0.03 (0.17)	0.07 (0.21)	0.25 (0.23)
White	0.01 (0.03)	0.02 (0.03)	0.01 (0.04)	−0.01 (0.04)	−0.02 (0.05)
Income	−0.003 (0.01)	0.001 (0.01)	0.001 (0.01)	0.001 (0.01)	−0.01 (0.01)
Education	−0.001 (0.01)	−0.004 (0.01)	−0.003 (0.01)	−0.0001 (0.01)	0.0005 (0.01)
Employment: Other	0.11 (0.08)	0.11 (0.08)	0.14 (0.09)	0.11 (0.10)	0.10 (0.10)
Retired	0.08 (0.06)	0.04 (0.07)	−0.02 (0.07)	−0.01 (0.08)	−0.03 (0.09)
Student	0.16 (0.10)	0.22 (0.11)*	0.14 (0.12)	0.05 (0.14)	0.04 (0.16)
Unemployed/looking	0.15 (0.07)*	0.10 (0.07)	0.13 (0.08)	0.11 (0.10)	0.15 (0.10)
Unemployed/not looking	−0.04 (0.07)	−0.08 (0.07)	−0.13 (0.09)	−0.11 (0.10)	−0.10 (0.11)
Work full time	0.10 (0.05)*	0.10 (0.05)+	0.07 (0.06)	0.08 (0.06)	0.10 (0.07)
Work part time	0.08 (0.06)	0.07 (0.06)	0.04 (0.07)	0.05 (0.08)	0.05 (0.08)
Northeast	0.001 (0.04)	0.01 (0.05)	−0.02 (0.05)	−0.06 (0.06)	−0.03 (0.07)
South	0.03 (0.03)	0.04 (0.03)	0.05 (0.04)	0.06 (0.04)	0.09 (0.05)+
West	−0.001 (0.04)	−0.001 (0.05)	0.004 (0.05)	−0.02 (0.06)	−0.01 (0.07)
Suburban	0.004 (0.03)	0.01 (0.03)	0.02 (0.04)	0.01 (0.04)	0.005 (0.05)
Urban	−0.004 (0.04)	0.03 (0.04)	0.02 (0.04)	0.04 (0.05)	0.04 (0.05)
Own Game Console	−0.03 (0.03)	−0.03 (0.03)	−0.04 (0.04)	−0.02 (0.04)	−0.01 (0.05)
Constant	0.61 (0.09)**	0.60 (0.10)**	0.60 (0.11)**	0.56 (0.12)**	0.52 (0.13)**
Observations	1,445	1,263	938	782	653
R ²	0.01	0.02	0.02	0.02	0.03
Adjusted R ²	−0.004	−0.001	−0.003	−0.002	−0.002
Residual Std. Error	.47 (df = 1423)	.48 (df = 1241)	.47 (df = 916)	.48 (df = 760)	.47 (df = 631)
F Statistic	.76 (df=21; 1423)	.94 (df=21; 1241)	.88 (df=21; 916)	.91 (df=21; 760)	.95 (df=21; 631)

Note: +p<0.1; *p<0.05; **p<0.01

Table 5: Randomization Balance Checks. OLS models predicting treatment assignment for each subgroup, based on a range of observable demographic characteristics. These models are run separately for each level of rephrasings received in the conversation.

B.3 Descriptive Statistics of the Conversations

In this section we provide some descriptive statistics about the conversations and rephrasing interventions.

- Total Number of Messages Sent: 25,612
- Average Messages Per Conversation: 12
 - 1 rephrasings: 6
 - 2 rephrasings: 13
 - 3 rephrasings: 18
 - 4 rephrasings: 23
- Total Number of Rephrasing Interventions: 2,742
- Total Number of Rephrasings Accepted: 1,798 (66%)
 - Polite Rephrasings Accepted: 724 (40%)
 - Restate Rephrasings Accepted: 530 (30%)
 - Validate Rephrasings Accepted: 544 (30%)
- Number of Rephrasing Suggestions Edited by the User: 9

C Attrition and Dosage

Figures 8 and 9 present two visualizations that illustrate when respondents dropped out of the study and which participants received what dosage levels of the interventions (GPT-3 rephrasings).

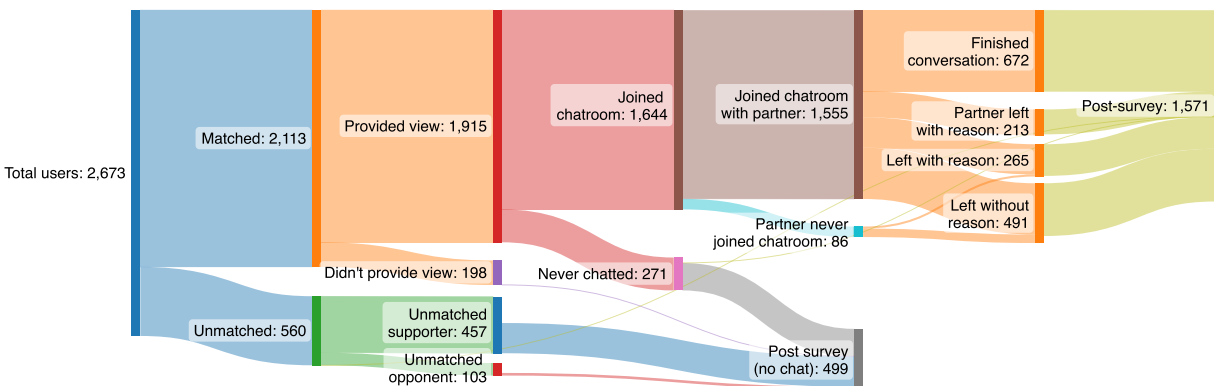


Figure 8: A sankey diagram showing attrition and respondent outcomes on the chat platform. All data for this diagram comes from within the chat platform, and not from the surveys. 3 individuals who took the post-survey were not matched to a user ID from the chat platform.

D Analysis of Conversation Content

As noted in the main text and methods sections of the paper, we considered the content of the messages in the conversations in various ways. This type of analysis has several objectives - such as ensuring that the rephrasings from GPT-3 differed from users' statements in the ways we intended (and not in ways we did not intend), determining if the conversations themselves focused on the assigned subject of gun regulation, and considering how the suggestions from GPT-3 shifted the nature of subsequent statements in the chat rooms.

D.1 Analyzing Tone of Rewritten Messages

Table 3 of the Methods section indicates that the rephrasings created by GPT-3 and chosen by participants differed significantly from the users’ original statements in ways that we had intended in our work with GPT-3. This analysis relied on coding by the Stanford politeness package, JigSaw/Google’s Perspective API, and Google’s Cloud NLP sentiment analysis API. For each API, we analyzed each message that had an accepted rephrasing with the default parameters and no additional text processing.

Significance was determined using Scipy’s standard paired t-test. While none of our conversations were very toxic, according to almost every metric, we see that our rewrites either have no effect or move the tone of the message towards more polite and civil language. It is difficult for these automated APIs to measure the effects of subtle lexical changes, and yet we see that they have significant effects on overall conversational outcomes; finding better ways to quantify which features, exactly, of our rewrites were most impactful is an open question.

D.2 Analyzing the Impact of Rewrites on Overall Conversational Tone

As demonstrated in Table 3 in the Methods section, we know that our rephrased messages were different (in good ways) from their original counterparts, but this did not measure the role they play in the larger conversation.

Figure 6 of the main text demonstrates how the rephrasings from GPT-3 had downstream effects on the later tone and characteristics of the chats between participants. We used the following procedure to generate it:

- For each treated conversation, we split the conversation’s messages into two groups: those that happened before (but not including) the first accepted intervention, and those that happened after. We denote these the “pre-” set and the “post-” set of messages. These conversations were usually split on the 4th message; some were split later because of the technical details of how turns were counted and how we decided when to offer a rephrasing.
- For each untreated conversation, we likewise split the conversation into pre- and post- halves. Here, we simply split on the 4th message, as this was the median splitpoint of treated conversations.
- For each set of pre- and post- messages, we analyzed each message using the Perspective API, and calculated the mean and variance of each set.
- Significance was determined using scipy’s standard two-tailed t-test.

We did not include any GPT-3 generated rephrasings in this analysis, allowing us to isolate just the effect of rewrites on *other* messages. The analyses in this figure suggest that the interventions from GPT-3 shifted the tone of the conversations in ways aligned with our experimental design and prompting of GPT-3. For example, consider the “Toxicity” measure: our results suggest that messages before turn 4 in both treated and untreated conversations have similar levels of toxicity, but that messages after interventions are significantly less toxic. This suggests that our rephrasings are creating a virtuous cycle of improved tone.

D.3 Analyzing the Distribution of Conversational Topics and Rewrites

Figure 1 in the main text (panels A and B) consider the content of the messages sent in the chatrooms. To create this visualization and perform this analysis, we converted all 10,695 messages over 4 words long into a 768-dimensional feature vector using the `sentence-transformers` library and the `sentence-t5-xxl` model. This model is optimized for capturing semantic similarity between sentences. In line with standard practice, these large-dimensional vectors were then reduced to 50 dimensions with PCA and embedded into the 2D space using the UMAP library (with `n_neighbors=5`, `min_dist=0.001`, and a cosine similarity metric).

The resulting two-dimensional points were then clustered using `scikit-learn`’s `AgglomerativeClustering` algorithm, which is an unsupervised clustering algorithm. We used default parameters, except that we asked it to create 25 clusters. In order to summarize the content of each cluster without introducing any human bias, we used to GPT-3 (`text-davinci-003`) to automatically generate a synthetic label for the cluster based on a simple prompt. These labels were included as-generated, without any cherry picking or additional text processing. This creates the cluster names shown in Figure 3. Our own manual checking of this clustering supported the labels created by GPT-3.

Panel A of Figure 3 shows that the topics participants discussed were on the subject we intended (gun regulation), although the specific aspect of gun regulation varied across the messages. Panel B shows that the rephrased messages from GPT-3 were spread across these clusters. Had the rephrasings been located primarily in a single cluster or been focused in only one part of this figure, we might have concerns about the rephrasings changing the content and not just the politeness, validation, and restating we intended.

E Factor Analysis of Index Items

The Methods section describes how we combined various items into index dependent variables. In addition to calculating Cronbach’s α , we also conducted exploratory factor analyses for each of these measures. The EFA results lend additional support for the combination of the individual items into the indices used in the paper. Plots for the very simple structure fit of these sets of questions support a single index for each concept, as shown in figures 10, 11, 12, and 13. In these figures, a single factor performs generally as well as a two or more factor solution, confirming the results of the Cronbach’s α estimates shown in the Methods section.

Additional details about the specific factor loadings from these analyses can be found in Table 6 for the conversation items, Table 7 for the divisiveness items, Table 8 for the gun policy items on the pre-chat survey, and Table 9 for the gun policy items on the post-chat survey.

Item	Loadings
Grade	0.7469
Stressful	0.3854
Felt Understood	0.8512
Treated w/ Respect	0.4781
Disrespectful	0.5476
Change views	0.3404
communicate	0.7067

Table 6: Factor loadings for a one-factor exploratory factor analysis of the conversation items. All items are scored so that higher values indicate better conversations.

Item	Loadings
Feeling thermometer	0.3273
Point of view	0.4856
Perspective	0.7237
Good reasons	0.7465
Respect	0.7893

Table 7: Factor loadings for a one-factor exploratory factor analysis of the divisiveness items. All items are scored so that higher values indicate more divisiveness.

Item	Loadings
Mental Illness Purchases	0.4906
Ban Assault-style	0.8379
Ban High-capacity	0.8211
Carry Concealed	0.5593
Arm Teachers	0.4273
Enhanced Background checks	0.6228
Red Flag Laws	0.7275

Table 8: Factor loadings for a one-factor exploratory factor analysis of the gun policy items on the pre-chat survey. All items are scored so that higher values indicate more support for gun restrictions.

Item	Loadings
Mental Illness Purchases	0.537
Ban Assault-style	0.8429
Ban High-capacity	0.8312
Carry Concealed	0.5688
Arm Teachers	0.3856
Enhanced Background checks	0.6559
Red Flag Laws	0.7304

Table 9: Factor loadings for a one-factor exploratory factor analysis of the gun policy items on the post-chat survey. All items are scored so that higher values indicate more support for gun restrictions.

F Tests of the Dosage-Mean Balance Assumption

One of the central features of the analyses presented in the main text is our presentation of results by treatment dosage/exposure, measured by length of conversation. As we note in the methods section of the paper, causal identification for subgroups that had longer conversations (meaning more treatment exposure) hinges on the assumption that respondents’ chat length is unrelated to the treatment condition. Here we test that assumption by exploring what characteristics, if any, correlate with levels of treatment dosage/exposure. In this analysis, we use a linear regression model to predict the number of rephrasings offered in a conversation (or the number of rephrasings that would have been offered in a control conversation had it been treated) by treatment group assignment, pre-treatment support for gun regulation, age, party ID, gender, income, education, employment, region, and neighborhood.

As Table 10 indicates, we do find some small but statistically significant correlations between conversation length and respondents’ party ID, education, employment, and pre-survey attitudes. As such, we include these covariates as additional instruments for conversation length in the first stage of our CACE models. Notably, however, treatment assignment is *not* a significant predictor of length of conversation.

G Additional Treatment Effect Results

In the main text, we rely on a series of indices for our analyses instead of examining the constituent items individually. We do this for the conversation quality measures, the divisiveness questions, and attitudes about gun policy. This approach recognizes the various benefits provided by relying on multi-item scales [57, 58], and is supported by the psychometric properties of these items as described in the Methods section and earlier in this appendix. We also rely on these indices for ease and simplicity of presentation in the main text of the paper.

In this part of the appendix, we present the results separately for each item that makes up each index. For each index, we first present a figure that graphs the means and 95% confidence intervals for each variable by treatment condition. We then present a numerical table of the means and standard deviations. Third, we

	<i>Dependent variable:</i>	
	Rephrasing Interventions Shown	
	(1)	(2)
Treatment: GPT-3 intervention	0.01 (0.10)	−0.02 (0.11)
Treatment: GPT-3 partner	−0.01 (0.10)	−0.04 (0.11)
Pre-Survey Gun Control Support		0.18 (0.10) ⁺
Age		0.01 (0.004)
Party ID		0.05 (0.02)*
Male		0.02 (0.09)
Non-binary		0.53 (0.51)
White		0.06 (0.11)
Income		0.04 (0.02)
Education		0.05 (0.03) ⁺
Employment: Other		0.04 (0.26)
Employment: Retired		−0.15 (0.21)
Employment: Student		−0.25 (0.34)
Employment: Unemployed - looking for work		−0.31 (0.23)
Employment: Unemployed - not looking for work		−0.53 (0.23)*
Employment: Work full time		−0.21 (0.16)
Employment: Work part time		−0.22 (0.20)
Northeast		0.02 (0.15)
South		0.09 (0.11)
West		0.05 (0.15)
Suburban		−0.02 (0.11)
Urban		−0.10 (0.12)
Owns Game Console_binary		−0.09 (0.11)
Constant	2.56 (0.07)**	1.91 (0.31)**
Observations	1,574	1,445
R ²	0.0000	0.02
Adjusted R ²	−0.001	0.01
Residual Std. Error	1.64 (df = 1571)	1.64 (df = 1421)
F Statistic	0.01 (df = 2; 1571)	1.58* (df = 23; 1421)
<i>Note:</i>		⁺ p<0.1; *p<0.05; **p<0.01

Table 10: OLS Models exploring Balance Assumption

present the coefficient and p-value from a CACE model for each combination of variable, treatment condition, and exposure level. Finally, for just the conversational quality and divisiveness index, we present an alternative version of the CACE analysis that uses the number of rephrasings *accepted into the conversation* as the metric for treatment exposure, rather than just the number of times a rephrasing was offered.

For just the Divisiveness Index items, we also present linear regression models which provide a statistical test of the difference in means displayed in the figures.

G.1 Conversation Quality Index

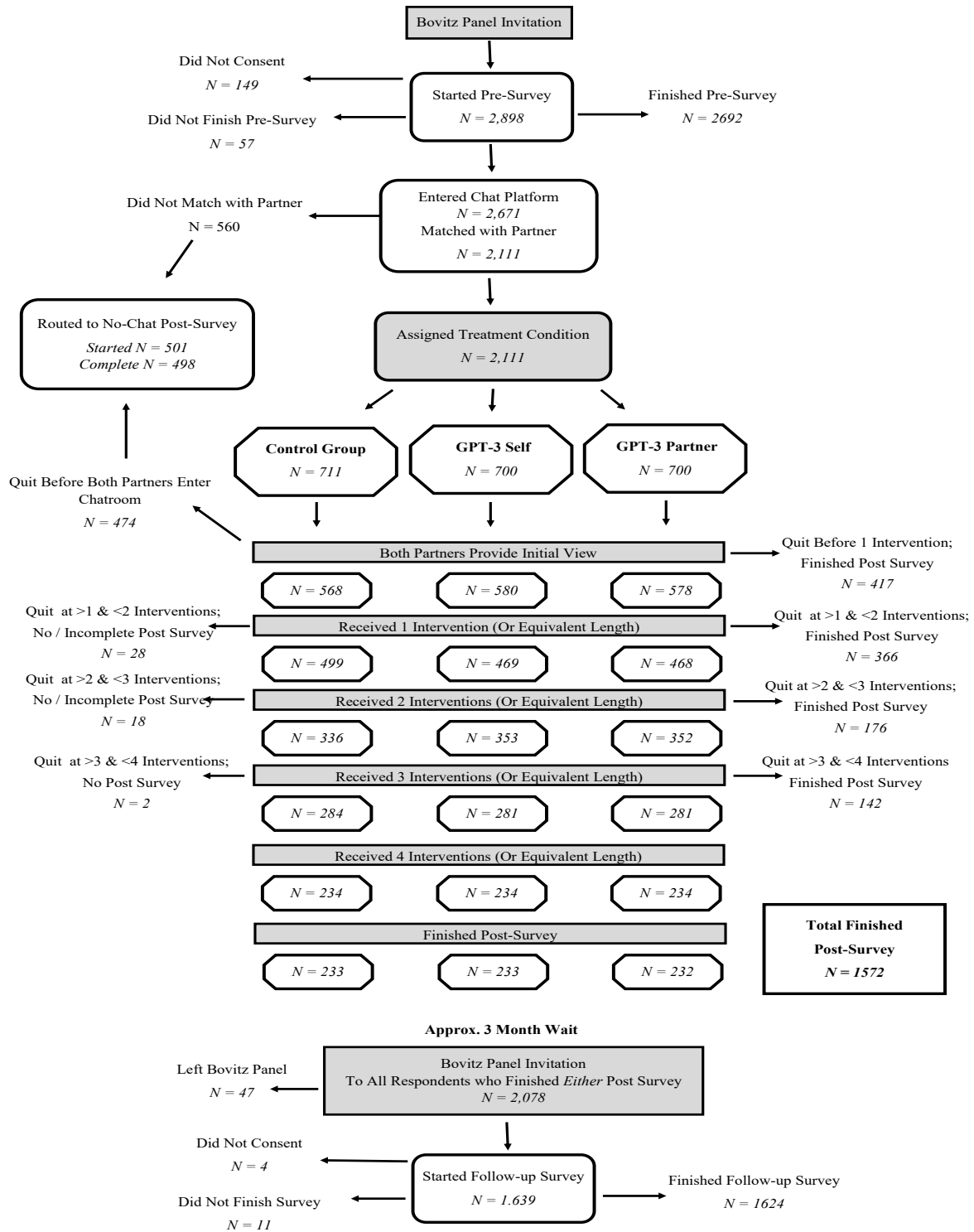


Figure 9: A diagram showing attrition, dosage, and treatment assignment over the full life-cycle of the experiment. 2 people started, but did not fully complete, the post-survey. We include these individuals in the analysis, leading to an effective total sample size of 1,574.

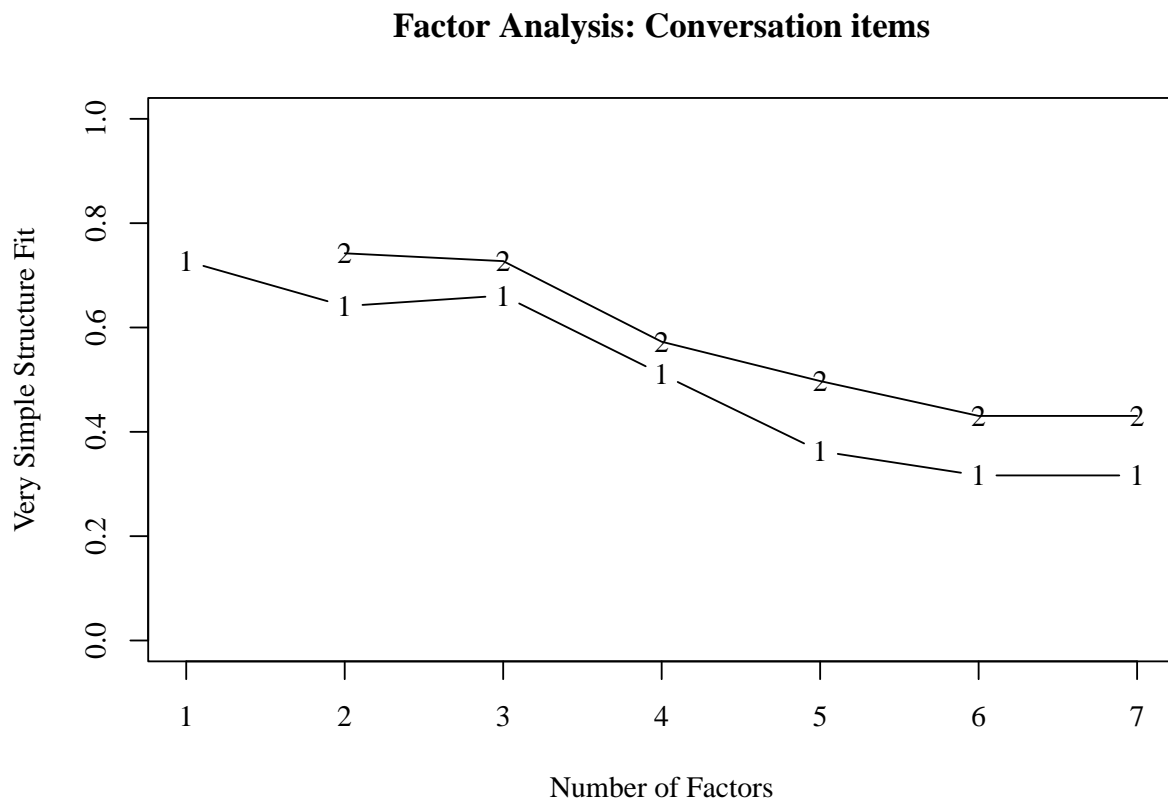


Figure 10: Based on factor analysis of conversation quality items

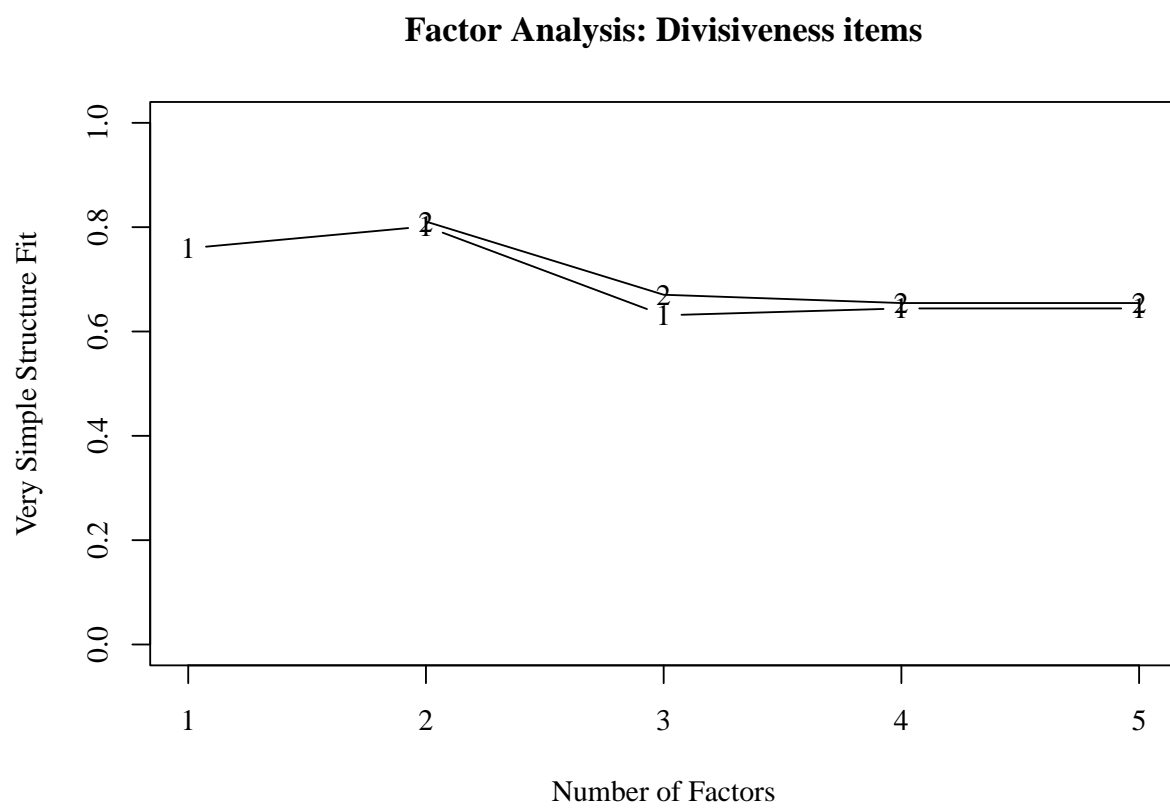


Figure 11: Based on factor analysis of divisiveness items

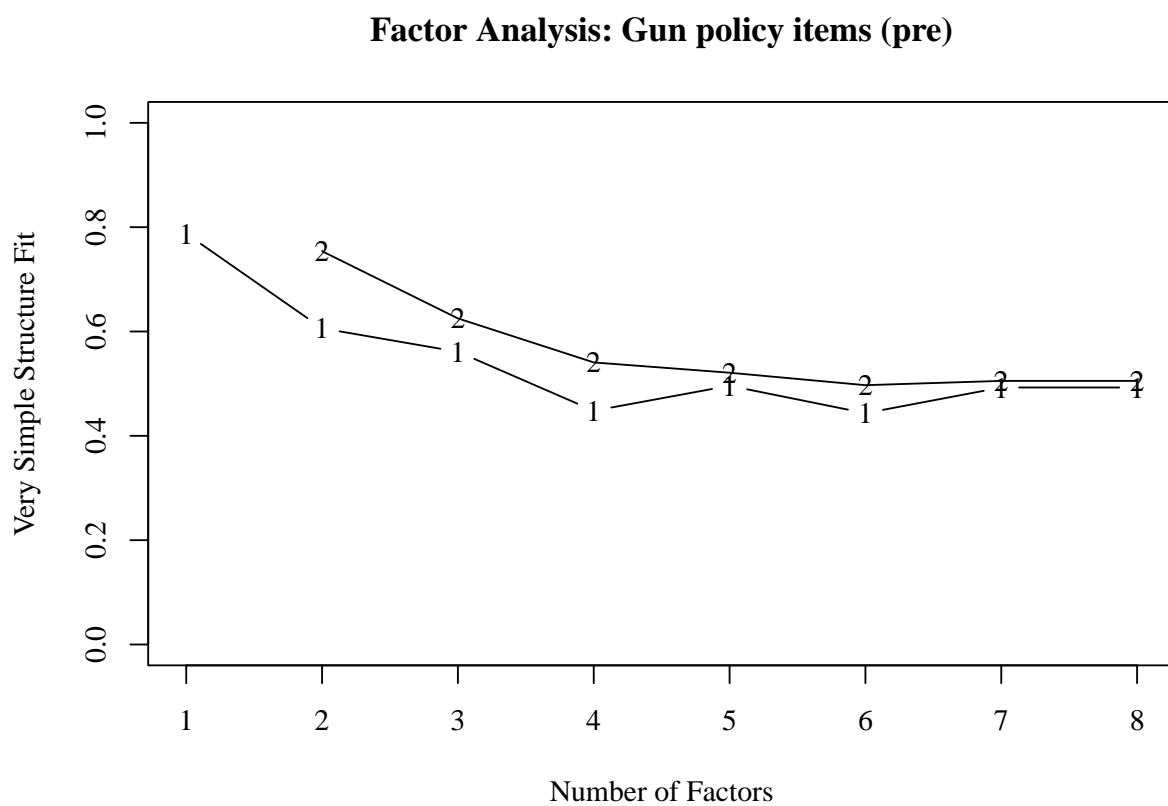


Figure 12: Based on factor analysis of pre-treatment gun policy questions

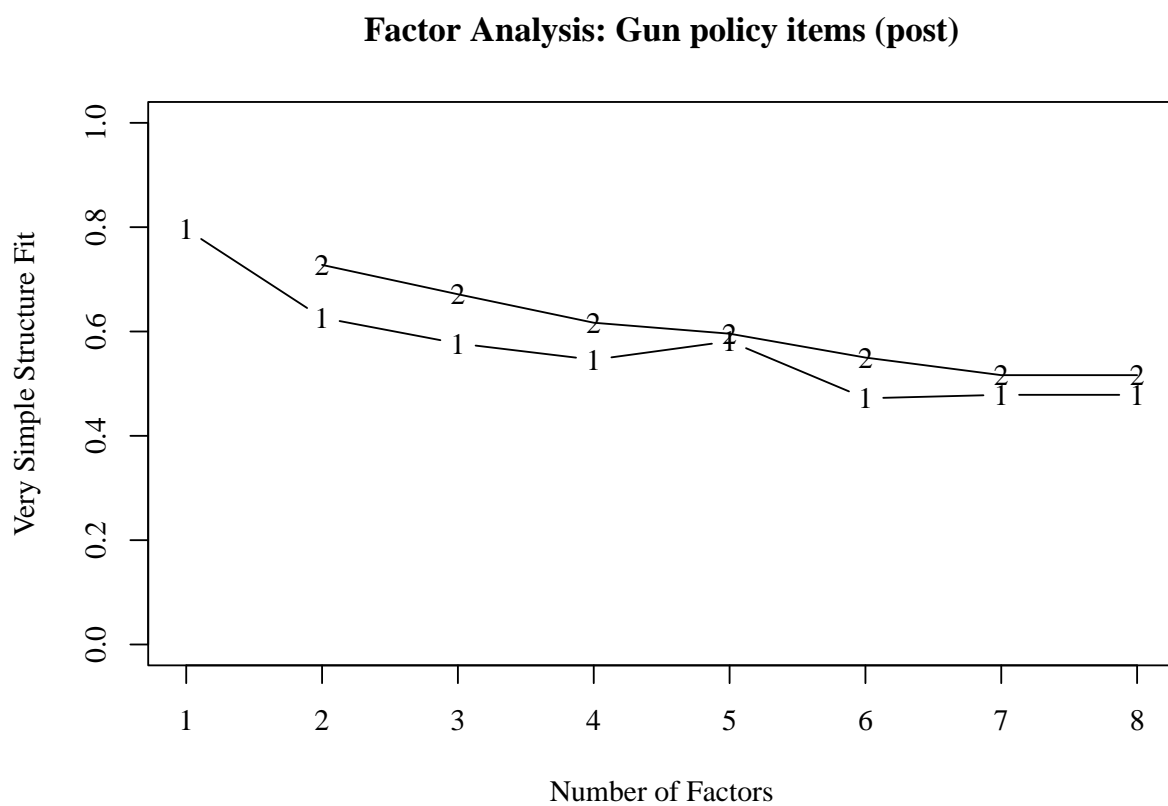


Figure 13: Based on factor analysis of post-treatment gun policy questions

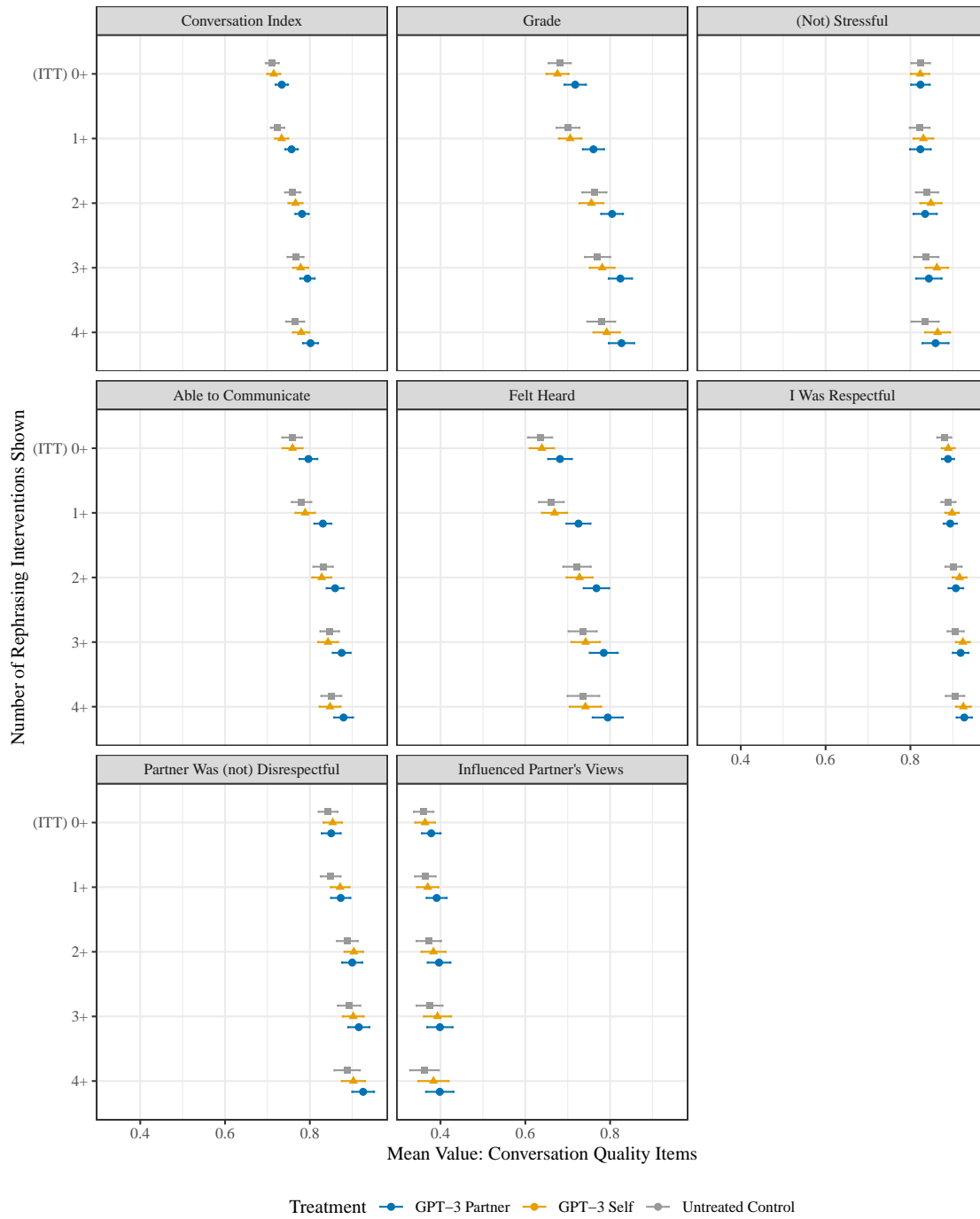


Figure 14: Mean and 95% confidence interval for all metrics that make up the conversation index, by treatment condition and conversation length.

			0+	0+	1+	1+	2+	2+	3+	3+	4+	4+
	DV	Treatment	mean	sd	mean	sd	mean	sd	mean	sd	mean	sd
1	Conversation Index	Control	0.71	0.18	0.72	0.18	0.76	0.17	0.77	0.16	0.77	0.17
2	Conversation Index	Partner	0.73	0.17	0.76	0.16	0.78	0.15	0.79	0.15	0.80	0.14
3	Conversation Index	Self	0.71	0.18	0.73	0.17	0.77	0.16	0.78	0.15	0.78	0.15
4	Grade	Control	0.68	0.31	0.70	0.30	0.76	0.26	0.77	0.26	0.78	0.25
5	Grade	Partner	0.72	0.30	0.76	0.27	0.80	0.24	0.82	0.23	0.83	0.23
6	Grade	Self	0.68	0.31	0.71	0.29	0.76	0.27	0.78	0.25	0.79	0.24
7	(Not) Stressful	Control	0.82	0.26	0.82	0.26	0.84	0.24	0.84	0.25	0.83	0.25
8	(Not) Stressful	Partner	0.82	0.26	0.82	0.26	0.83	0.26	0.84	0.25	0.86	0.24
9	(Not) Stressful	Self	0.82	0.25	0.83	0.25	0.85	0.24	0.86	0.23	0.86	0.23
10	Able to Communicate	Control	0.76	0.27	0.78	0.26	0.83	0.21	0.85	0.19	0.85	0.18
11	Able to Communicate	Partner	0.80	0.24	0.83	0.22	0.86	0.19	0.88	0.18	0.88	0.17
12	Able to Communicate	Self	0.76	0.28	0.79	0.25	0.83	0.21	0.84	0.20	0.85	0.19
13	Felt Heard	Control	0.63	0.34	0.66	0.33	0.72	0.30	0.74	0.28	0.74	0.29
14	Felt Heard	Partner	0.68	0.33	0.73	0.31	0.77	0.28	0.79	0.28	0.79	0.27
15	Felt Heard	Self	0.64	0.33	0.67	0.32	0.73	0.29	0.74	0.29	0.74	0.29
16	I Was Respectful	Control	0.88	0.19	0.89	0.19	0.90	0.18	0.91	0.16	0.91	0.17
17	I Was Respectful	Partner	0.89	0.17	0.89	0.17	0.91	0.16	0.92	0.16	0.93	0.14
18	I Was Respectful	Self	0.89	0.18	0.90	0.17	0.92	0.16	0.92	0.14	0.92	0.14
19	(Not) Disrespectful	Control	0.84	0.26	0.85	0.26	0.89	0.23	0.89	0.23	0.89	0.23
20	(Not) Disrespectful	Partner	0.85	0.26	0.87	0.25	0.90	0.23	0.92	0.21	0.93	0.20
21	(Not) Disrespectful	Self	0.85	0.25	0.87	0.24	0.90	0.21	0.90	0.21	0.90	0.21
22	Influenced Partner	Control	0.36	0.27	0.36	0.27	0.37	0.27	0.37	0.26	0.36	0.26
23	Influenced Partner	Partner	0.38	0.26	0.39	0.26	0.40	0.25	0.40	0.25	0.40	0.25
24	Influenced Partner	Self	0.36	0.27	0.37	0.27	0.38	0.27	0.39	0.27	0.38	0.28

Table 11: Conversation Index Means: Columns indicate the mean and standard deviation for the conversation quality index, followed by each constituent item, by subsets of the minimum number of rephrasings that was shown to the treated respondent (or that would have been shown in a control condition if it had been treated.)

	DV	Treatment	0+ AME	0+ p	1+ AME	1+ p	2+ AME	2+ p	3+ AME	3+ p	4+ AME	4+ p
1	Conversation Index	GPT-3 Partner	0.02	0.07	0.03	0.05	0.04	0.03	0.05	0.02	0.06	0.02
2	(Not) Stressful	GPT-3 Partner	-0.00	0.96	0.00	0.90	0.01	0.59	0.03	0.39	0.03	0.43
3	Able to Communicate	GPT-3 Partner	0.04	0.02	0.05	0.02	0.06	0.01	0.08	0.01	0.10	0.01
4	Felt Heard	GPT-3 Partner	0.05	0.04	0.06	0.03	0.08	0.02	0.10	0.01	0.12	0.02
5	I Was Respectful	GPT-3 Partner	0.01	0.46	0.01	0.41	0.02	0.27	0.03	0.21	0.03	0.21
6	(Not) Disrespectful	GPT-3 Partner	0.01	0.70	0.01	0.61	0.02	0.45	0.03	0.29	0.04	0.32
7	Influenced Partner	GPT-3 Partner	0.02	0.23	0.02	0.23	0.03	0.21	0.04	0.25	0.05	0.18
8	Conversation Index	GPT-3 Self	0.00	0.83	0.00	0.75	0.01	0.67	0.01	0.53	0.02	0.54
9	(Not) Stressful	GPT-3 Self	-0.00	0.91	0.00	0.97	0.00	0.87	0.01	0.76	0.01	0.74
10	Able to Communicate	GPT-3 Self	0.00	0.99	0.00	0.92	0.01	0.77	0.02	0.60	0.02	0.63
11	Felt Heard	GPT-3 Self	0.00	0.92	0.00	0.87	0.01	0.82	0.02	0.67	0.02	0.69
12	I Was Respectful	GPT-3 Self	0.01	0.42	0.01	0.42	0.02	0.35	0.03	0.24	0.03	0.31
13	(Not) Disrespectful	GPT-3 Self	0.01	0.52	0.01	0.45	0.02	0.35	0.03	0.27	0.04	0.28
14	Influenced Partner	GPT-3 Self	0.00	0.79	0.01	0.75	0.00	0.91	0.00	0.96	0.00	0.94

Table 12: Conversation Quality CACE Analysis: Cell values are average marginal effects (coefficients) and p-values calculated from a two-stage least squares CACE model, with standard errors clustered by conversation. The first stage model predicts the number of rephrasings shown in the conversation based on the treatment assignment and party ID, employment status, education, and pre-treatment position on gun control. * = $p < .05$.

	DV	Treatment	0+ AME	0+ p	1+ AME	1+ p	2+ AME	2+ p	3+ AME	3+ p	4+ AME	4+ p
1	Conversation Index	GPT-3 Partner	0.02	0.07	0.03	0.06	0.06	0.01	0.09	0.02	0.13	0.05
2	(Not) Stressful	GPT-3 Partner	-0.00	0.96	0.00	0.94	0.03	0.40	0.05	0.28	0.10	0.30
3	Able to Communicate	GPT-3 Partner	0.04	0.02	0.05	0.02	0.09	0.01	0.12	0.02	0.20	0.03
4	Felt Heard	GPT-3 Partner	0.05	0.04	0.07	0.04	0.11	0.01	0.16	0.02	0.24	0.05
5	I Was Respectful	GPT-3 Partner	0.01	0.46	0.01	0.42	0.03	0.25	0.04	0.30	0.05	0.41
6	(Not) Disrespectful	GPT-3 Partner	0.01	0.70	0.01	0.64	0.03	0.32	0.06	0.30	0.08	0.42
7	Influenced Partner	GPT-3 Partner	0.02	0.23	0.02	0.30	0.05	0.13	0.07	0.17	0.15	0.12
8	Conversation Index	GPT-3 Self	0.00	0.83	0.01	0.77	0.01	0.78	0.01	0.71	0.03	0.66
9	(Not) Stressful	GPT-3 Self	-0.00	0.91	-0.00	0.95	-0.00	0.95	-0.01	0.85	-0.04	0.69
10	Able to Communicate	GPT-3 Self	0.00	0.99	0.00	0.93	0.01	0.82	0.03	0.64	0.06	0.51
11	Felt Heard	GPT-3 Self	0.00	0.92	0.01	0.82	0.01	0.77	0.02	0.73	0.04	0.74
12	I Was Respectful	GPT-3 Self	0.01	0.42	0.01	0.44	0.02	0.45	0.05	0.21	0.11	0.10
13	(Not) Disrespectful	GPT-3 Self	0.01	0.52	0.02	0.51	0.02	0.53	0.04	0.46	0.09	0.36
14	Influenced Partner	GPT-3 Self	0.00	0.79	0.01	0.78	0.00	1.00	-0.00	0.96	-0.01	0.89

31

Table 13: Alternative Conversation Quality CACE Analysis: Dosage can also be thought of as the number of rephrasing suggestions that are accepted and become part of the conversation, rather than just the number that are offered. We use the same CACE model to estimate the treatment effects of the number of accepted rephrasings rather than the number offered. The effects are present on the same set of DVs and of similar levels of statistical significance, but the coefficients are larger than the effects using the original CACE analysis presented in Table 12. Cell values are average marginal effects (coefficients) and p-values calculated from a two-stage least squares CACE model, with standard errors clustered by conversation. The first stage model predicts the number of rephrasings *accepted* in the conversation based on the treatment assignment and party ID, employment status, education, and pre-treatment position on gun control.

G.2 Divisiveness Index

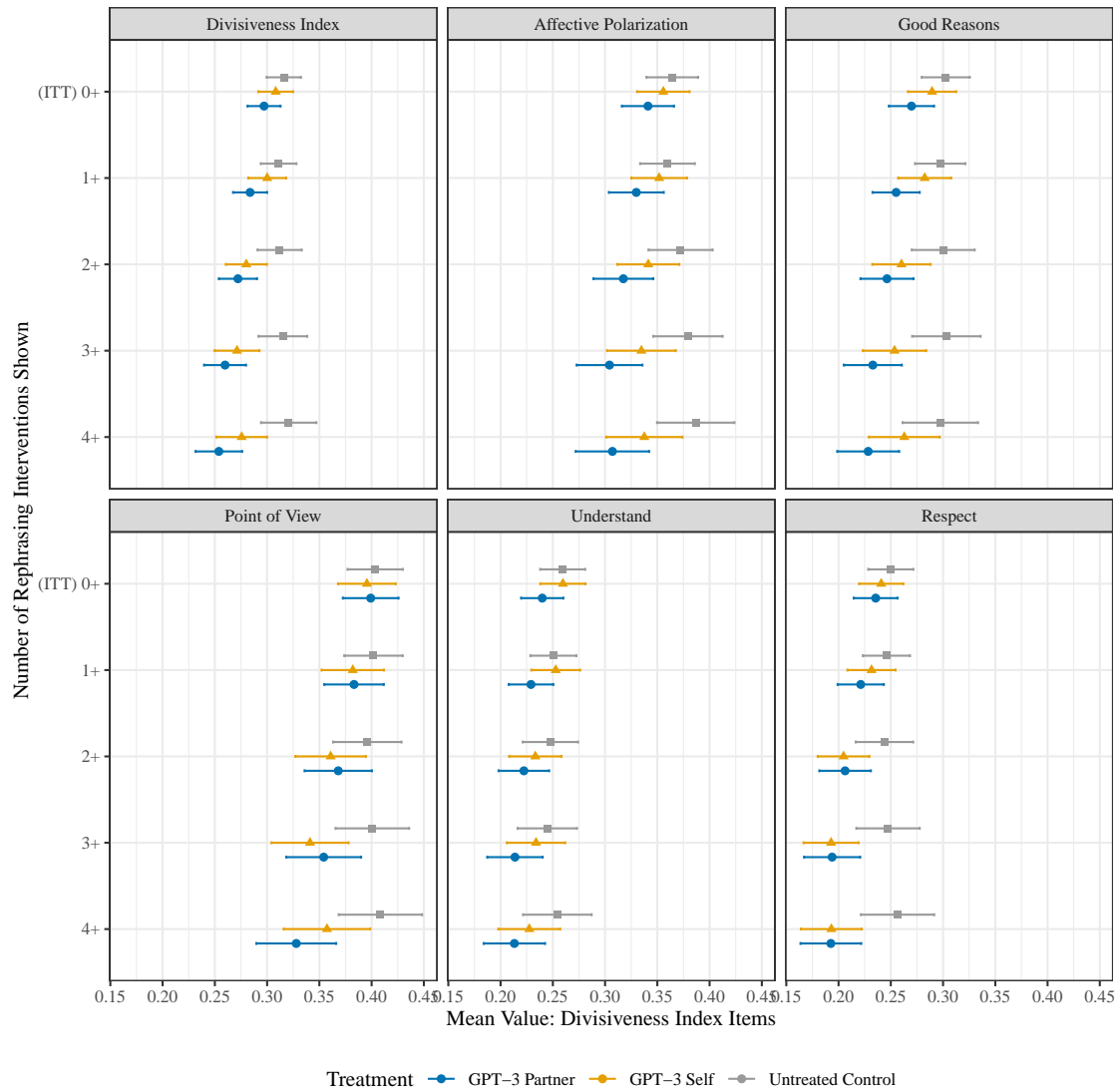


Figure 15: Mean and 95% confidence interval for all metrics that make up the divisiveness index, by treatment condition and conversation length.

	DV	Treatment	0+ mean	0+ sd	1+ mean	1+ sd	2+ mean	2+ sd	3+ mean	3+ sd	4+ mean	4+ sd
1	Divisiveness Index	Control	0.32	0.19	0.31	0.19	0.31	0.20	0.32	0.20	0.32	0.20
2	Divisiveness Index	Partner	0.30	0.18	0.28	0.17	0.27	0.17	0.26	0.17	0.25	0.17
3	Divisiveness Index	Self	0.31	0.19	0.30	0.20	0.28	0.19	0.27	0.18	0.28	0.19
4	Affective Polarization	Control	0.36	0.29	0.36	0.29	0.37	0.28	0.38	0.28	0.39	0.29
5	Affective Polarization	Partner	0.34	0.29	0.33	0.28	0.32	0.27	0.30	0.27	0.31	0.27
6	Affective Polarization	Self	0.36	0.29	0.35	0.29	0.34	0.28	0.33	0.28	0.34	0.28
7	Good Reasons	Control	0.30	0.27	0.30	0.27	0.30	0.28	0.30	0.28	0.30	0.28
8	Good Reasons	Partner	0.27	0.25	0.26	0.24	0.25	0.24	0.23	0.23	0.23	0.23
9	Good Reasons	Self	0.29	0.27	0.28	0.27	0.26	0.26	0.25	0.26	0.26	0.26
10	Point of View	Control	0.40	0.31	0.40	0.31	0.40	0.30	0.40	0.30	0.41	0.31
11	Point of View	Partner	0.40	0.31	0.38	0.31	0.37	0.30	0.35	0.30	0.33	0.29
12	Point of View	Self	0.40	0.32	0.38	0.32	0.36	0.32	0.34	0.31	0.36	0.32
13	Understand	Control	0.26	0.25	0.25	0.24	0.25	0.24	0.24	0.24	0.25	0.25
14	Understand	Partner	0.24	0.23	0.23	0.23	0.22	0.23	0.21	0.22	0.21	0.23
15	Understand	Self	0.26	0.25	0.25	0.25	0.23	0.24	0.23	0.24	0.23	0.23
16	Respect	Control	0.25	0.25	0.25	0.25	0.24	0.25	0.25	0.26	0.26	0.27
17	Respect	Partner	0.24	0.24	0.22	0.24	0.21	0.23	0.19	0.23	0.19	0.22
18	Respect	Self	0.24	0.25	0.23	0.25	0.20	0.23	0.19	0.22	0.19	0.23

Table 14: Divisiveness Index Means: Columns indicate the mean and standard deviation for the divisiveness index, followed by each constituent item, by subsets of the minimum number of rephrasings that was shown to the treated respondent (or that would have been shown in a control condition if it had been treated.)

For the Divisiveness Index and each of the constituent variables, we also provide a simple linear regression model that predicts each outcome with the treatment assignment as the sole independent variable. This functions as a statistical test of the mean differences visualized in Figure 15 in the main paper. These results are causally identified if the assumption holds that the length of the conversation is unrelated to the treatment condition.

	<i>Dependent variable:</i>				
	Divisiveness Index				
	0+	1+	2+	3+	4+
Partner	−0.02 (0.01)	−0.03* (0.01)	−0.04** (0.01)	−0.06** (0.02)	−0.07** (0.02)
Self	−0.01 (0.01)	−0.01 (0.01)	−0.03* (0.01)	−0.04** (0.02)	−0.04* (0.02)
Constant	0.32** (0.01)	0.31** (0.01)	0.31** (0.01)	0.31** (0.01)	0.32** (0.01)
Observations	1,571	1,370	1,016	839	697
R ²	0.002	0.004	0.01	0.02	0.02
Adjusted R ²	0.0003	0.002	0.01	0.01	0.02

Note: ⁺p<0.1; *p<0.05; **p<0.01

Table 15: Divisiveness Index OLS Models

	<i>Dependent variable:</i>				
	Affective Polarization				
	0+	1+	2+	3+	4+
Partner	−0.02 (0.02)	−0.03 (0.02)	−0.05* (0.02)	−0.07** (0.02)	−0.08** (0.03)
Self	−0.01 (0.02)	−0.01 (0.02)	−0.03 (0.02)	−0.04 ⁺ (0.02)	−0.05 ⁺ (0.03)
Constant	0.36** (0.01)	0.36** (0.01)	0.37** (0.02)	0.38** (0.02)	0.39** (0.02)
Observations	1,571	1,370	1,016	839	697
R ²	0.001	0.002	0.01	0.01	0.01
Adjusted R ²	−0.0000	0.001	0.004	0.01	0.01

Note: ⁺p<0.1; *p<0.05; **p<0.01

Table 16: Affective Polarization OLS Models

<i>Dependent variable:</i>					
	Good Reasons				
	0+	1+	2+	3+	4+
Partner	−0.03 ⁺ (0.02)	−0.04* (0.02)	−0.05** (0.02)	−0.07** (0.02)	−0.07** (0.02)
Self	−0.01 (0.02)	−0.02 (0.02)	−0.04* (0.02)	−0.05* (0.02)	−0.04 (0.02)
Constant	0.30** (0.01)	0.30** (0.01)	0.30** (0.01)	0.30** (0.02)	0.30** (0.02)
Observations	1,572	1,371	1,017	840	698
R ²	0.002	0.004	0.01	0.01	0.01
Adjusted R ²	0.001	0.003	0.01	0.01	0.01

Note: ⁺p<0.1; *p<0.05; **p<0.01

Table 17: Good Reasons OLS Models

<i>Dependent variable:</i>					
	Understand				
	0+	1+	2+	3+	4+
Partner	−0.02 (0.02)	−0.02 (0.02)	−0.02 (0.02)	−0.03 (0.02)	−0.04 ⁺ (0.02)
Self	0.001 (0.02)	0.002 (0.02)	−0.01 (0.02)	−0.01 (0.02)	−0.03 (0.02)
Constant	0.26** (0.01)	0.25** (0.01)	0.25** (0.01)	0.24** (0.01)	0.25** (0.02)
Observations	1,572	1,371	1,017	840	698
R ²	0.001	0.002	0.002	0.003	0.005
Adjusted R ²	−0.0001	0.0002	−0.0002	0.0004	0.002

Note: ⁺p<0.1; *p<0.05; **p<0.01

Table 18: Understand OLS Models

<i>Dependent variable:</i>					
	Point of View				
	0+	1+	2+	3+	4+
Partner	−0.002 (0.02)	−0.02 (0.02)	−0.03 (0.02)	−0.05 ⁺ (0.03)	−0.08** (0.03)
Self	−0.01 (0.02)	−0.02 (0.02)	−0.03 (0.02)	−0.06* (0.03)	−0.05 ⁺ (0.03)
Constant	0.40** (0.01)	0.40** (0.01)	0.40** (0.02)	0.40** (0.02)	0.41** (0.02)
Observations	1,572	1,371	1,017	840	698
R ²	0.0001	0.001	0.002	0.01	0.01
Adjusted R ²	−0.001	−0.001	0.0003	0.005	0.01

Note: ⁺p<0.1; *p<0.05; **p<0.01

Table 19: Point of View OLS Models

<i>Dependent variable:</i>					
	Respect				
	0+	1+	2+	3+	4+
Partner	−0.01 (0.02)	−0.02 (0.02)	−0.04* (0.02)	−0.05** (0.02)	−0.06** (0.02)
Self	−0.01 (0.02)	−0.01 (0.02)	−0.04* (0.02)	−0.05** (0.02)	−0.06** (0.02)
Constant	0.25** (0.01)	0.25** (0.01)	0.24** (0.01)	0.25** (0.01)	0.26** (0.02)
Observations	1,572	1,371	1,017	840	698
R ²	0.001	0.002	0.01	0.01	0.01
Adjusted R ²	−0.001	0.0002	0.004	0.01	0.01

Note: ⁺p<0.1; *p<0.05; **p<0.01

Table 20: Respect OLS Models

	DV	Treatment	0+ AME	0+ p	1+ AME	1+ p	2+ AME	2+ p	3+ AME	3+ p	4+ AME	4+ p
1	Divisiveness Index	GPT-3 Partner	-0.02	0.13	-0.02	0.10	-0.03	0.07	-0.05	0.04	-0.06	0.04
2	Affective Polarization	GPT-3 Partner	-0.02	0.18	-0.03	0.15	-0.04	0.11	-0.06	0.07	-0.07	0.08
3	Good Reasons	GPT-3 Partner	-0.03	0.05	-0.04	0.04	-0.05	0.03	-0.07	0.02	-0.09	0.02
4	Point of View	GPT-3 Partner	-0.00	0.91	-0.00	0.86	-0.01	0.77	-0.02	0.55	-0.02	0.60
5	Understand	GPT-3 Partner	-0.02	0.25	-0.02	0.22	-0.03	0.17	-0.04	0.16	-0.05	0.15
6	Respect	GPT-3 Partner	-0.01	0.38	-0.02	0.33	-0.03	0.27	-0.04	0.19	-0.05	0.18
7	Divisiveness Index	GPT-3 Self	-0.01	0.54	-0.01	0.51	-0.02	0.39	-0.02	0.31	-0.03	0.28
8	Affective Polarization	GPT-3 Self	-0.01	0.68	-0.01	0.62	-0.02	0.53	-0.02	0.62	-0.03	0.47
9	Good Reasons	GPT-3 Self	-0.01	0.42	-0.02	0.41	-0.03	0.31	-0.04	0.22	-0.04	0.23
10	Point of View	GPT-3 Self	-0.01	0.70	-0.01	0.65	-0.02	0.59	-0.03	0.48	-0.03	0.46
11	Understand	GPT-3 Self	0.00	0.97	0.00	0.96	-0.00	0.93	-0.01	0.84	-0.01	0.84
12	Respect	GPT-3 Self	-0.01	0.55	-0.01	0.53	-0.02	0.43	-0.03	0.32	-0.03	0.30

Table 21: Divisiveness Index CACE Analysis: Cell values are average marginal effects (coefficients) and p-values calculated from a two-stage least squares CACE model, with standard errors clustered by conversation. The first stage model predicts the number of rephrasings shown in the conversation based on the treatment assignment and party ID, employment status, education, and pre-treatment position on gun control.

	DV	Treatment	0+ AME	0+ p	1+ AME	1+ p	2+ AME	2+ p	3+ AME	3+ p	4+ AME	4+ p
1	Divisiveness Index	GPT-3 Partner	-0.02	0.13	-0.03	0.09	-0.06	0.02	-0.09	0.02	-0.14	0.04
2	Affective Polarization	GPT-3 Partner	-0.02	0.18	-0.04	0.11	-0.08	0.04	-0.15	0.01	-0.27	0.01
3	Good Reasons	GPT-3 Partner	-0.03	0.05	-0.05	0.05	-0.08	0.01	-0.12	0.02	-0.19	0.04
4	Point of View	GPT-3 Partner	-0.00	0.91	-0.01	0.77	-0.02	0.57	-0.05	0.39	-0.07	0.54
5	Understand	GPT-3 Partner	-0.02	0.25	-0.02	0.25	-0.05	0.12	-0.06	0.18	-0.10	0.25
6	Respect	GPT-3 Partner	-0.01	0.38	-0.02	0.37	-0.05	0.13	-0.06	0.18	-0.08	0.37
7	Divisiveness Index	GPT-3 Self	-0.01	0.54	-0.01	0.53	-0.02	0.51	-0.02	0.62	-0.05	0.47
8	Affective Polarization	GPT-3 Self	-0.01	0.68	-0.01	0.59	-0.03	0.48	0.00	0.97	-0.00	1.00
9	Good Reasons	GPT-3 Self	-0.01	0.42	-0.02	0.41	-0.03	0.38	-0.05	0.33	-0.11	0.23
10	Point of View	GPT-3 Self	-0.01	0.70	-0.01	0.77	-0.01	0.90	-0.00	0.99	0.01	0.95
11	Understand	GPT-3 Self	0.00	0.97	0.00	0.97	-0.00	0.96	-0.01	0.81	-0.05	0.59
12	Respect	GPT-3 Self	-0.01	0.55	-0.01	0.51	-0.02	0.55	-0.03	0.49	-0.09	0.27

Table 22: Alternative Divisiveness Index CACE Analysis: Dosage can also be thought of as the number of rephrasing suggestions that are accepted and become part of the conversation, rather than just the number that are offered. We use the same CACE model to estimate the treatment effects of the number of accepted rephrasings rather than the number offered. The effects are present on the same set of DVs, but are larger and more often statistically significant, than the effects using the original CACE analysis presented in Table 21. Cell values are average marginal effects (coefficients) and p-values calculated from a two-stage least squares CACE model, with standard errors clustered by conversation. The first stage model predicts the number of rephrasings *accepted* in the conversation based on the treatment assignment and party ID, employment status, education, and pre-treatment position on gun control.

G.3 Change in Gun Policy Attitudes

Figure 16 presents estimated treatment effects on the absolute value of the change in an index of gun policy positions from before the conversation to after the conversation. Because we do not expect the conversations, which are balanced between matched pairs of gun control supporters and opponents, to result in general movement to the right or the left, we examine the absolute value of change in responses. Lower values indicate less movement in attitudes. As Figure 16 illustrates, we find no evidence of treatment effects on individuals' post-chat gun control policy positions. GPT-3 rephrasings do not seem to increase persuadability on the issues, even while they make the people and arguments on the other side appear more reasonable. This provides evidence that these kinds of AI tools can be used to improve divisive political conversations without manipulating respondents to adopt a particular political viewpoint.

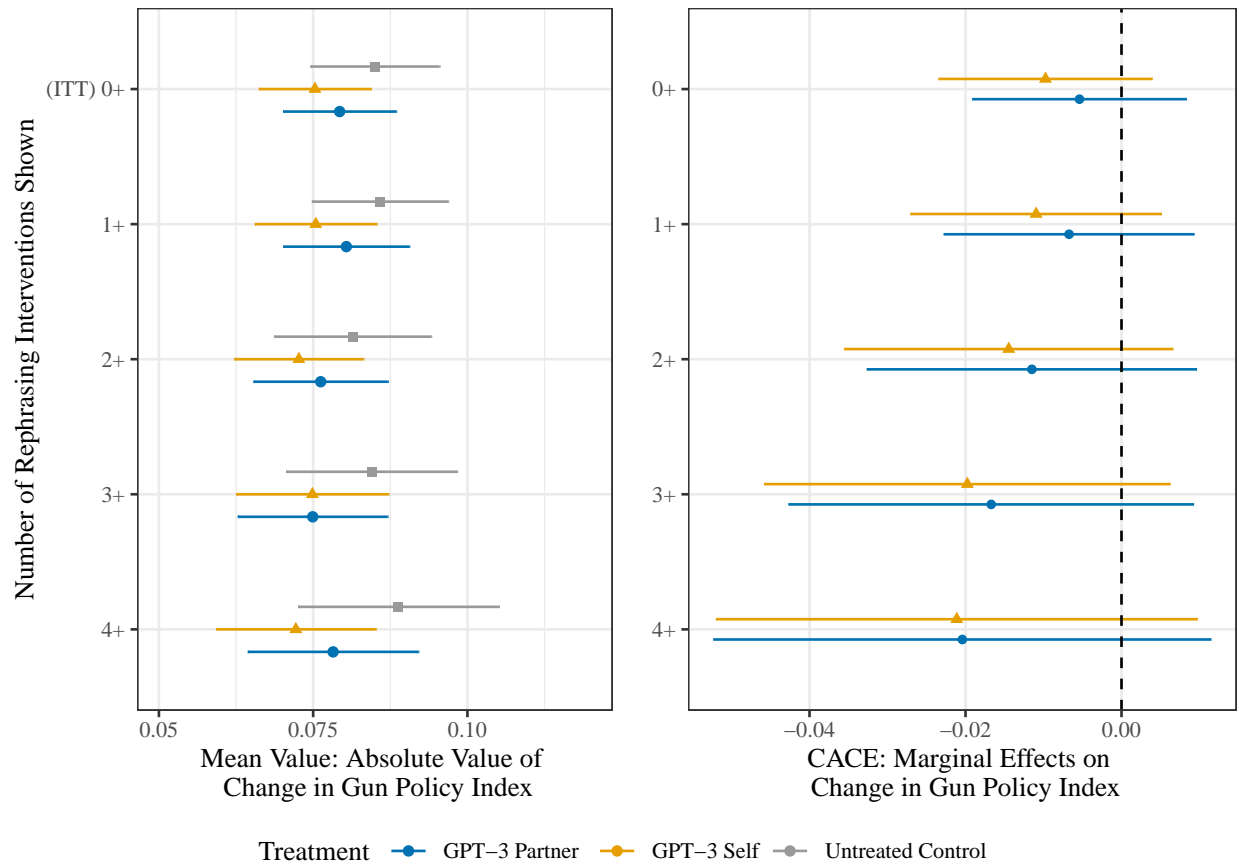


Figure 16: Analysis of Change in Gun Policy Attitudes. The index is scaled from 0 (no change in attitude) to 1 (complete reversal of opinions), and is the absolute value of the post-survey value minus the pre-survey value. The number of rephrasings are overlapping sets, such that 0+ includes all observations. The left panel presents the means and 95% confidence intervals based on unadjusted standard errors. The right panel shows average marginal effects from the CACE analysis, with standard errors clustered at the conversation level. There is no evidence of the treatment increasing attitude change.

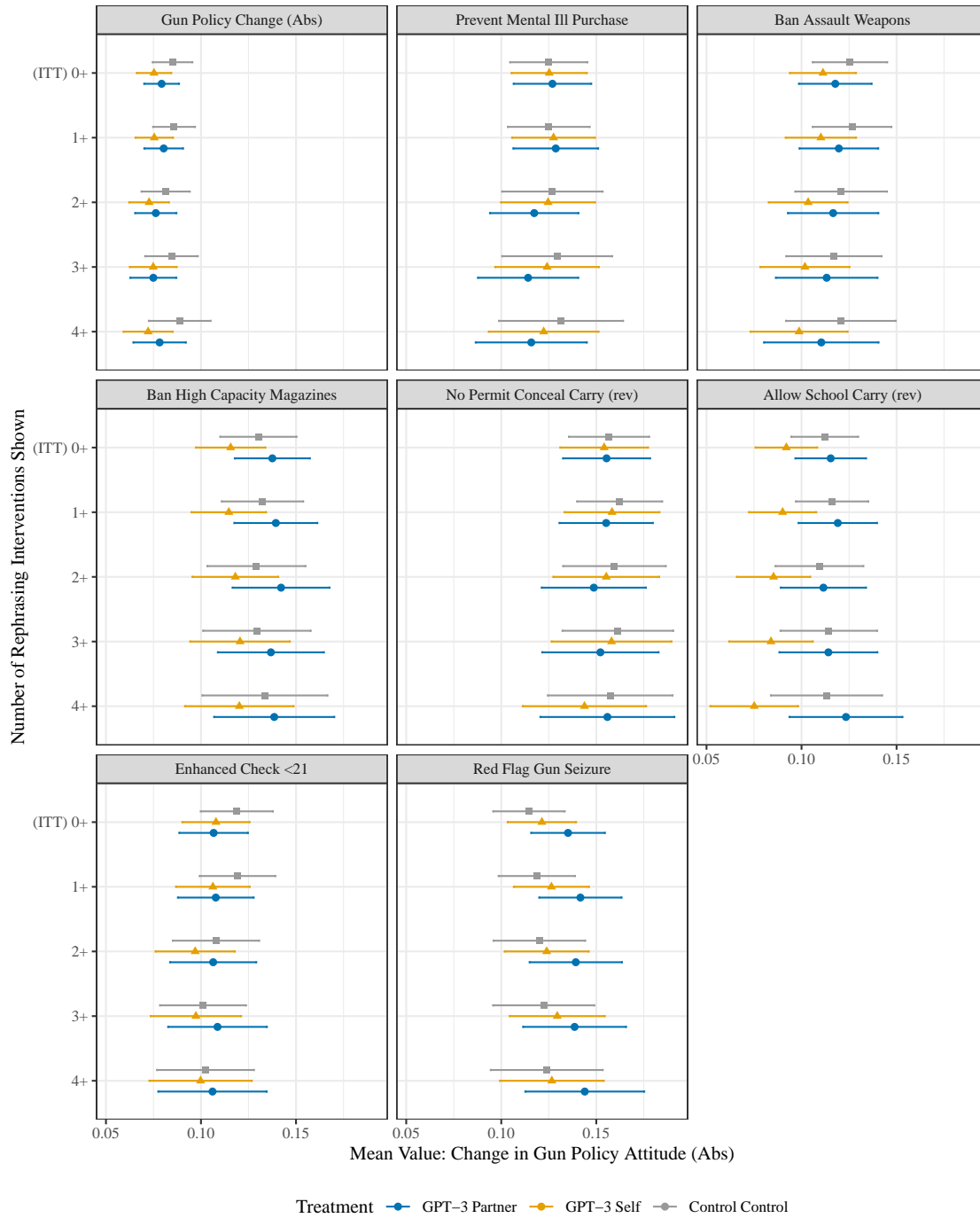


Figure 17: Mean and 95% confidence interval for all metrics that make up the gun policy index, by treatment condition and conversation length. Gun policy attitudes are the absolute value of the change in opinion between the pre-survey and the post-survey.

	DV	Treatment	0+ mean	0+ sd	1+ mean	1+ sd	2+ mean	2+ sd	3+ mean	3+ sd	4+ mean	4+ sd
1	Gun Policy Change (Abs)	Control	0.09	0.12	0.09	0.12	0.08	0.12	0.08	0.12	0.09	0.13
2	Gun Policy Change (Abs)	Partner	0.08	0.11	0.08	0.11	0.08	0.10	0.07	0.10	0.08	0.11
3	Gun Policy Change (Abs)	Self	0.08	0.11	0.08	0.11	0.07	0.10	0.07	0.10	0.07	0.10
4	Prevent Mental Ill Purchase	Control	0.12	0.24	0.12	0.24	0.13	0.24	0.13	0.25	0.13	0.25
5	Prevent Mental Ill Purchase	Partner	0.13	0.24	0.13	0.24	0.12	0.22	0.11	0.22	0.12	0.23
6	Prevent Mental Ill Purchase	Self	0.13	0.23	0.13	0.23	0.12	0.23	0.12	0.23	0.12	0.22
7	Ban Assault Weapons	Control	0.13	0.23	0.13	0.23	0.12	0.22	0.12	0.21	0.12	0.22
8	Ban Assault Weapons	Partner	0.12	0.22	0.12	0.22	0.12	0.22	0.11	0.23	0.11	0.23
9	Ban Assault Weapons	Self	0.11	0.20	0.11	0.20	0.10	0.20	0.10	0.20	0.10	0.20
10	Ban High Capacity Magazines	Control	0.13	0.24	0.13	0.24	0.13	0.24	0.13	0.24	0.13	0.25
11	Ban High Capacity Magazines	Partner	0.14	0.23	0.14	0.23	0.14	0.24	0.14	0.24	0.14	0.24
12	Ban High Capacity Magazines	Self	0.12	0.21	0.11	0.21	0.12	0.21	0.12	0.22	0.12	0.22
13	No Permit Conceal Carry (rev)	Control	0.16	0.25	0.16	0.25	0.16	0.25	0.16	0.25	0.16	0.25
14	No Permit Conceal Carry (rev)	Partner	0.16	0.27	0.16	0.26	0.15	0.26	0.15	0.26	0.16	0.27
15	No Permit Conceal Carry (rev)	Self	0.15	0.27	0.16	0.27	0.16	0.26	0.16	0.27	0.14	0.25
16	Allow School Carry (rev)	Control	0.11	0.21	0.12	0.21	0.11	0.21	0.11	0.22	0.11	0.23
17	Allow School Carry (rev)	Partner	0.12	0.22	0.12	0.22	0.11	0.21	0.11	0.22	0.12	0.23
18	Allow School Carry (rev)	Self	0.09	0.19	0.09	0.19	0.09	0.18	0.08	0.19	0.08	0.18
19	Enhanced Check <21	Control	0.12	0.22	0.12	0.22	0.11	0.21	0.10	0.19	0.10	0.20
20	Enhanced Check <21	Partner	0.11	0.21	0.11	0.21	0.11	0.21	0.11	0.22	0.11	0.22
21	Enhanced Check <21	Self	0.11	0.21	0.11	0.21	0.10	0.20	0.10	0.20	0.10	0.21
22	Red Flag Gun Seizure	Control	0.11	0.22	0.12	0.22	0.12	0.22	0.12	0.23	0.12	0.23
23	Red Flag Gun Seizure	Partner	0.14	0.22	0.14	0.23	0.14	0.23	0.14	0.23	0.14	0.24
24	Red Flag Gun Seizure	Self	0.12	0.21	0.13	0.21	0.12	0.21	0.13	0.21	0.13	0.21

Table 23: Gun Policy Opinion Index Means: Columns indicate the mean and standard deviation for the gun policy index, followed by each constituent item. The values are the mean of the absolute value of the post-treatment position minus the pre-treatment position. Results shown by subsets of the minimum number of rephrasings that was shown to the treated respondent (or that would have been shown in a control condition if it had been treated.)

DV	Treatment	0+	0+	1+	1+	2+	2+	3+	3+	4+	4+
		AME	p	AME	p	AME	p	AME	p	AME	p
1 Gun Policy Change (Abs)	GPT-3 Partner	-0.01	0.44	-0.01	0.41	-0.01	0.29	-0.02	0.21	-0.02	0.21
2 Prevent Mental Ill Purchase	GPT-3 Partner	0.00	0.83	0.00	0.87	-0.00	0.97	-0.01	0.81	-0.01	0.85
3 Ban Assault Weapons	GPT-3 Partner	-0.01	0.58	-0.01	0.52	-0.01	0.50	-0.02	0.44	-0.02	0.53
4 Ban High Capacity Magazines	GPT-3 Partner	0.01	0.52	0.01	0.54	0.01	0.70	0.01	0.82	0.01	0.76
5 No Permit Conceal Carry (rev)	GPT-3 Partner	-0.00	0.99	-0.00	0.98	-0.00	0.91	-0.00	0.91	-0.01	0.88
6 Allow School Carry (rev)	GPT-3 Partner	0.01	0.67	0.00	0.75	0.00	0.83	-0.00	0.99	0.00	0.87
7 Enhanced Check <21	GPT-3 Partner	-0.01	0.46	-0.01	0.47	-0.02	0.40	-0.02	0.38	-0.03	0.34
8 Red Flag Gun Seizure	GPT-3 Partner	0.02	0.12	0.02	0.12	0.03	0.13	0.03	0.18	0.04	0.17
9 Gun Policy Change (Abs)	GPT-3 Self	-0.01	0.16	-0.01	0.18	-0.01	0.18	-0.02	0.14	-0.02	0.18
10 Prevent Mental Ill Purchase	GPT-3 Self	0.00	0.93	0.00	0.89	0.00	0.96	-0.00	0.90	0.00	0.94
11 Ban Assault Weapons	GPT-3 Self	-0.01	0.28	-0.01	0.34	-0.02	0.32	-0.03	0.29	-0.03	0.31
12 Ban High Capacity Magazines	GPT-3 Self	-0.01	0.32	-0.01	0.35	-0.02	0.30	-0.03	0.28	-0.03	0.32
13 No Permit Conceal Carry (rev)	GPT-3 Self	-0.00	0.83	-0.00	0.87	-0.00	0.96	-0.00	0.94	0.00	0.98
14 Allow School Carry (rev)	GPT-3 Self	-0.02	0.10	-0.02	0.10	-0.03	0.12	-0.04	0.08	-0.05	0.10
15 Enhanced Check <21	GPT-3 Self	-0.01	0.46	-0.01	0.47	-0.02	0.40	-0.02	0.33	-0.02	0.43
16 Red Flag Gun Seizure	GPT-3 Self	0.01	0.60	0.01	0.55	0.01	0.62	0.01	0.68	0.02	0.61

Table 24: Change in Gun Policy Attitudes CACE Analysis: Cell values are average marginal effects (coefficients) and p-values calculated from a two-stage least squares CACE model, with standard errors clustered by conversation. The first stage model predicts the number of rephrasings shown in the conversation based on the treatment assignment and party ID, employment status, education, and pre-treatment position on gun control. The DV is the absolute value of the difference in gun policy attitudes between the pre- and post-survey.

G.4 Over Time Results

As noted in the main text, we sent a follow-up survey to the original study participants approximately 3 months after the chat experiment. We asked respondents to answer the same questions to measure divisiveness and gun policies as in the study presented here. To evaluate the persistence of these effects, we re-ran the main treatment analyses with these follow-up measures. We estimated these only for the divisiveness index as we did not observe effects on the gun policy items during the original experiment and we did not ask the conversation quality questions on the follow-up (as it made little sense with the passage of time to do so). Figure 18 displays these results, showing no evidence of persistence of the key effects noted in our study. Given the fleeting, one-time nature of our treatment, this is not surprising.

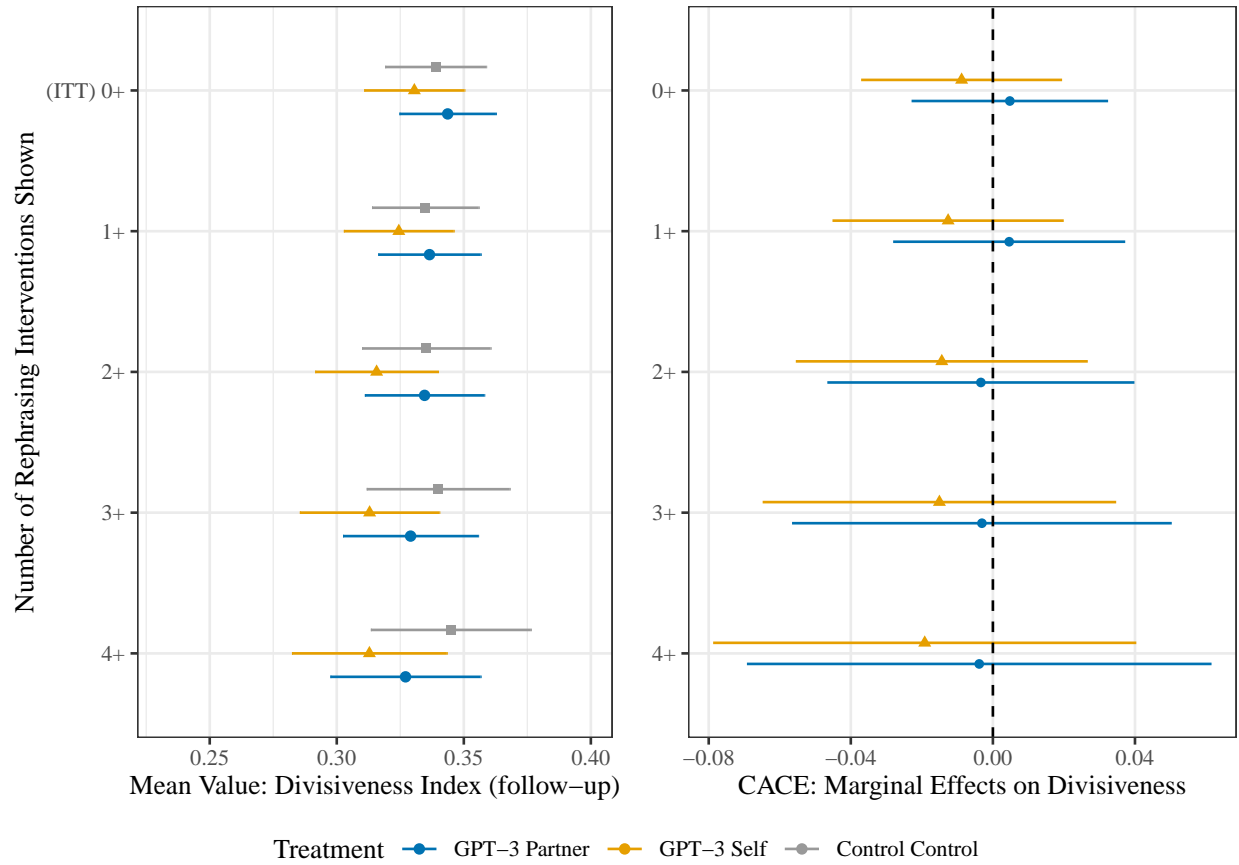


Figure 18: Analysis of divisiveness index on the follow-up survey. The index is scaled from 0 (lowest level of divisiveness) to 1 (highest divisiveness on all conversation measures). The number of rephrasings are overlapping sets, such that 0+ includes all observations. The left panel presents the means and 95% confidence intervals based on unadjusted standard errors. The right panel shows average marginal CACE effects with standard errors clustered at the conversation level. We observe no treatment effects approximately 3 months after the original experiment.