

“Correct answers” from the psychology of artificial intelligence

Peter S. Park^{1,*}, Philipp Schoenegger^{2,3,*}, Chongyang Zhu⁴

¹ Department of Mathematics, Harvard University, 1 Oxford St., Cambridge, MA, USA (pspark@math.harvard.edu)

² Department of Philosophy, University of St Andrews, Edgecliffe, St Andrews KY16 9AL, Scotland, UK

³ School of Economics and Finance, University of St Andrews, Castlecliffe, St Andrews KY16 9AZ, Scotland, UK

(contact.schoenegger@gmail.com)

⁴ CVS Health, 1 CVS Dr., Woonsocket, RI, USA (cyzhu95@gmail.com)

* Co-first author

Abstract: *Large Language Models have vastly grown in capabilities. One proposed application of such AI systems is to support data collection in the social and cognitive sciences, where perfect experimental control is currently unfeasible and the collection of large, representative datasets is generally expensive. In this paper, we re-replicate 14 studies from the Many Labs 2 replication project with OpenAI’s text-davinci-003 model, colloquially known as GPT3.5. We collected responses from the default setting of GPT3.5 by inputting each study’s survey as text. Among the eight studies we could analyse, our GPT sample replicated 37.5% of the original results as well as 37.5% of the Many Labs 2 results. Unexpectedly, we could not analyse the remaining six studies as we had planned in our pre-registration. This was because for each of these six studies, GPT3.5 answered at least one of the survey questions (either a dependent variable or a condition variable) in an extremely predetermined way: an unexpected phenomenon we call the “correct answer” effect. Different runs of GPT3.5 answered nuanced questions probing political orientation, economic preference, judgement, and moral philosophy with zero or near-zero variation in responses: with the supposedly “correct answer.” For example, our survey questions found the default setting of GPT3.5 to almost always self-identify as a maximally strong conservative (99.6%, N=1,030), and to always be morally deontological in opposing the hypothetical pushing of a large man in front of an incoming trolley to save the lives of five people (100%, N=1,030). Since AI models of the future may be trained on much of the same data as GPT3.5, training data from which GPT3.5 may have learned its supposedly “correct answers,” our results raise concerns that a hypothetical AI-led future may in certain ways be subject to a diminished diversity of thought.*

KEYWORDS: GPT3.5; Large Language Models; Artificial Intelligence; Many Labs 2; psychology; replication; experimental control; sampling bias; statistical validity; diversity of thought

1. Introduction

The field of Natural Language Processing (NLP), and of Artificial Intelligence (AI) in general, has witnessed a vast increase in capabilities. This trend is exemplified by Large Language Models (LLMs). When trained on a large corpora of Internet- and book-based text data to predict the next sequence of words given an input, LLMs emergently learn the ability to generate intelligent responses to a wide range of prompts. OpenAI's GPT-3 family of models (Brown et al., 2020) and its chatbot version, ChatGPT (OpenAI, 2023b), have received significant attention in particular, due to the models' emergent capabilities in a wide variety of tasks that were previously thought to require human-level understanding and intelligence (Metz, 2020). Companies are already using OpenAI's models to automate economically valuable services, such as the presentation of information by search-engine chatbots (Roose, 2023), the writing of media content (Edwards, 2023), and even creative storytelling (Simonite, 2021).

OpenAI's mission is to create or assist in creating “highly autonomous systems that outperform humans at most economically valuable work” (OpenAI, 2020). Regardless of whether or when this mission will be achieved, people are prone to treating even current LLMs as if they possess human-like qualities: an anthropomorphisation that is not always rigorously justified or investigated (Salles et al., 2020). This overall highlights the societal importance of rigorously studying these models, including via the methods of the social and cognitive sciences.

Psychological studies of LLMs—especially of GPT-3 and its variants—suggest that LLMs exhibit a variety of traits and characteristics that are at least partially comparable with human baseline estimations. Abdulhai et al. (2023) studied the moral reasoning of different variants of GPT-3 via the Moral Foundations Theory survey of Graham et al. (2009), and found that all tested AI models tended to be politically conservative. Also, Miotto et al. (2022)

investigated GPT-3's personality characteristics, values, and self-reported demographic properties. Similarly, Li et al. (2022) investigated the personality of GPT-3 using the Short Dark Triad scale of narcissism, psychopathy, and Machiavellianism (Jones & Paulhus, 2014); and the Big Five inventory of openness to experience, conscientiousness, extraversion, agreeableness, and neuroticism (John & Srivastava, 1999). Moreover, Horton (2023) examined GPT-3 in the context of behavioural-economics experiments, and found that its behaviour was qualitatively similar to that of human participants. Binz and Schulz (2022) conducted vignette-based survey experiments from the heuristics and biases literature, as well as the cognitive reflection test, and found that GPT-3's performance was again roughly in line with that of human participants. However, Hagendorff et al. (2022) also studied GPT-3's performance on the cognitive reflection task but found that it was more likely to give the intuitive but incorrect answer at a rate that exceeded that of human samples. Shihadeh et al. (2022) documented the presence of the brilliance bias—the bias that brilliance is seen as a male trait—in GPT-3. Finally, Argyle et al. (2022) and Aher et al. (2022) each conducted similar experiments in which different types of participants were simulated via GPT-3, and proposed that the model may be used to indirectly collect data on the behavioural aspects of various human subjects.

In this paper, we present a multifaceted investigation of OpenAI's *text-davinci-003* model (OpenAI, 2023c), a variant of GPT-3 colloquially known as GPT3.5, with a large set of psychology studies originally aimed at human subjects. Specifically, we draw on the 28 studies included in the Many Labs 2 project (Klein et al., 2018), a large-scale replication project in psychology. We replicate as many studies from this set as is feasible in the context of GPT3.5, and analyse which effects successfully replicate. Our replications are aided by the fact that, unlike human subjects, GPT3.5 allows for well-controlled experiments that are both highly

powered and statistically valid. Large samples can be collected quickly and inexpensively, without sampling biases—such as non-response bias and exclusion bias—that in practice inevitably consign human samples to be insufficiently representative of all human psychologies (Majid, 2023). Analysing the ways in which different runs of GPT3.5 answer the studies’ survey questions—and how they are similar to or different from human responses—can help rigorously contribute to a broader and more interdisciplinary understanding of AI.

2. Methods

We pre-registered this study on the Open Science Framework (Park et al., 2023). For our study, we drew on the set of studies used in Many Labs 2 (Klein et al., 2018) and their respective analysis plans. The total number of potential studies was 28. We excluded a total of 14 studies prior to data collection as they included pictures, compared national samples, relied on handwriting or font changes, or used an otherwise inapplicable component that was not transferable to a LLM context. As such, we collected data for a total of 14 studies, each of which comprised about 1,000 different runs of the default “temperature” setting of GPT3.5. The temperature parameter measures the degree to which the model’s outputs are supposed to be predetermined, and this parameter—in accordance with likely societal use—was set to the default intermediate value of 1.0 (OpenAI, 2023a). Details on our methods can be found in the Supplementary Information.

Historically, GPT3.5’s default temperature setting of 1.0 has generally been thought to output answers that are not predetermined. This can be seen from OpenAI’s instruction regarding the temperature parameter: “higher values [of temperature] like 0.8 will make the output more random, while lower values like 0.2 will make it more focused and deterministic” (OpenAI,

2023a). Thus, at the time of pre-registration, we had not considered the black-swan possibility that all or nearly all ~1,000 runs of the default temperature setting of GPT3.5 might answer one of our survey questions in a predetermined way. If this were to occur, the zero or near-zero variation in this central variable would make the corresponding study's statistic—the one we had planned to analyse—unsuitable, and perhaps even unconstructable as a well-defined statistic.

3. Results

Excluding sampled GPT3.5 runs that did not completely fill out their survey, we collected a total of N=14,276 runs. Surveyed runs of GPT3.5 provided responses that were in some ways comparable to those given by the corresponding human subjects. To illustrate, GPT3.5's answers revealed convergently developed capabilities in reading comprehension, which rivalled—and in some cases, arguably outperformed—those of human subjects. In the study of Kay et al. (2014) on whether structure promotes goal pursuit, different runs of GPT3.5 responded to reading-comprehension question with accurate, well-written, and grammatically correct answers, such as “Stars can turn into neutron stars, white dwarfs, or brown dwarfs” and “Light from stars takes over 100 years to reach us because of the vast distances between us and the stars.” Arguably, these answers were above a typical response one would get from human subjects surveyed with a service like Prolific (Palan & Schitter, 2018).

However, among the eight studies we could analyse, our GPT sample only replicated 37.5% of the original effects and 37.5% of the Many Labs 2 effects. Both percentages were lower than the Many Labs 2 project's 50% replication rate for the original versions of the aforementioned eight studies. There was substantial heterogeneity in whether our GPT sample replicated the study's original finding and whether it replicated the corresponding finding of the

Many Labs 2 project. For the study of Ross et al. (1977) testing the false-consensus effect on the traffic ticket scenario and the study of Hsee (1998) on the less-is-better effect, our GPT sample successfully replicated both the original result and the corresponding Many Labs 2 result. For the study of Shafir (1993) on the effect of choosing versus rejecting on relative desirability, our GPT sample successfully replicated the original result, but did not replicate the corresponding Many Labs 2 result. For the study of Kay et al. (2014), our GPT sample successfully replicated the Many Labs 2 result, but did not replicate the original result. And for all other studies we could analyse, our GPT sample did not replicate either the original result or the corresponding Many Labs 2 result.

The effect sizes found by the original studies, the Many Labs 2 replications, and our GPT re-replications are listed in Table 1. The verbal descriptions of the effects, whether Many Labs 2 successfully replicated the original findings, and whether our GPT sample successfully replicated the original findings and the Many Labs 2 findings, can be found in Table 2. And for a visual plot of the Cohen's d effect sizes and the corresponding 95% confidence intervals, see Figure 1.

Unexpectedly, we could not analyse six of the 14 studies in the manner we had planned in our pre-registration. In these six studies, different runs of GPT3.5 in our sample responded with zero or near-zero variation for either a dependent-variable or condition-variable question, in contrast to the significant variation shown by the corresponding human subjects. We name this the “*correct answer*” effect. The terminology denotes GPT3.5's tendency to sometimes answer nuanced questions—on nuanced characteristics like political orientation, economic preference, judgement, and moral philosophy—in a highly uniform and sometimes completely uniform way.

One example of the “correct answer” effect is revealed by the Moral Foundations Theory survey of Graham et al. (2009) that probes political orientation and consequent moral reasoning.

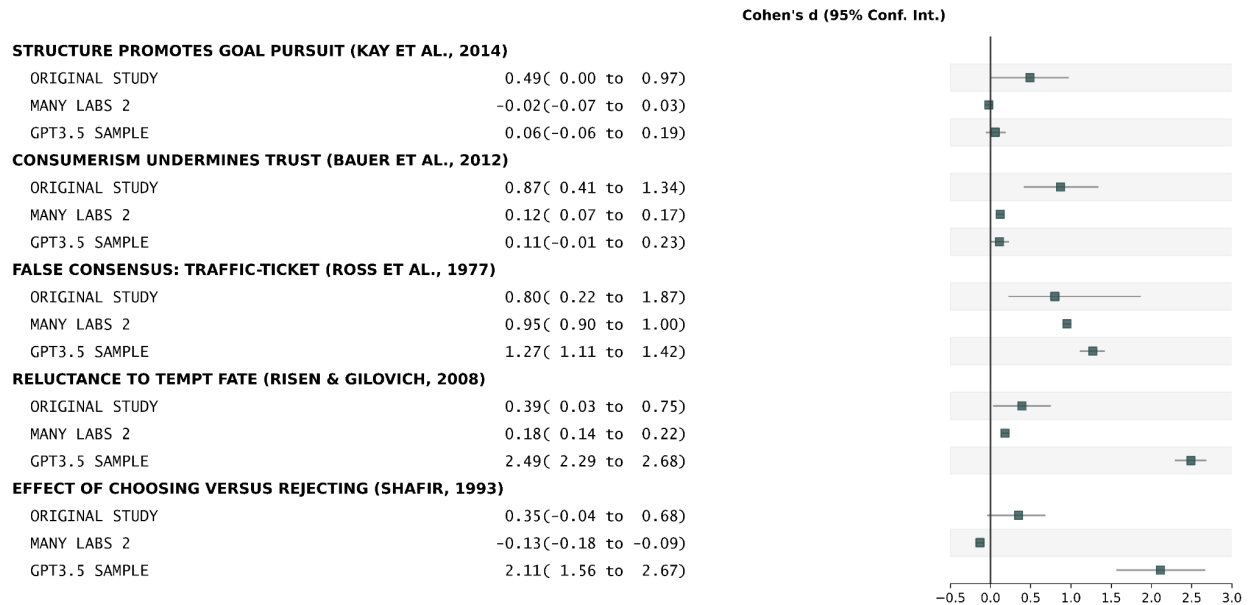
Table 1. Comparison between the Cohen’s d, Cohen’s q, or Odds Ratio effect sizes (with 95% confidence intervals presented in brackets) for GPT3.5, Many Labs 2, and the original results. Successful replications are bolded. Six studies could not be analysed due to the “correct answer” effect. Our result for the study of Schwarz et al. (1991) is underlined because unlike both the original sample and the Many Labs 2 sample, our GPT sample answered the two questions in a negatively correlated rather than a positively correlated manner: a qualitatively different finding.

Study	Description	Original	ML2	GPT
Structure promotes goal pursuit (Kay et al., 2014)	Subjects read a passage in which a natural event was described as either structured or random. The effect on subjects’ willingness to pursue their goal was measured.	d=0.49 [0.001, 0.973]	d=-0.02 [-0.07, 0.03]	d=0.06 [-0.06, 0.19]
Moral foundations of liberals versus conservatives (Graham et al. 2009)	Subjects first self-identified on the liberal-conservative spectrum. The effect of this on whether concerns for the in-group, authority, or purity were thought to be more relevant for moral judgement was measured.	d=-0.43 [-0.55, -0.32]	d=0.29 [0.25, 0.34]	“correct answer” effect
Affect and risk (Rottenstreich & Hsee, 2001)	Subjects were asked to choose between a kiss from a favourite movie star and \$50, either with a certain outcome or with only a 1% chance of getting the outcome.	d=0.74 [< 0.001, 1.74]	d=-0.08 [-0.13, -0.03]	“correct answer” effect
Consumerism undermines trust (Bauer et al., 2012)	Subjects read a passage in which they and others were described either as “consumers” or “individuals.” The effect on whether they trusted that others would conserve water was measured.	d=0.87 [0.41, 1.34]	d=0.12 [0.07, 0.17]	d=0.11 [-0.01, 0.23]
Disgust sensitivity predicts homophobia (Inbar et al., 2009)	Subjects read a passage about a director encouraging homosexual kissing versus general kissing. The effect of their disgust sensitivity on whether the director’s action was considered intentional was measured.	q=0.70 [0.05, 1.36]	d=-0.02 [-0.06, 0.03]	d=-0.58 [-0.71, -0.45]
Trolley Dilemma: principle of double effect (Hauser et al., 2007)	Subjects were asked whether they would sacrifice one life to save five lives, either by changing an out-of-control trolley’s trajectory or by pushing a large man in front of a trolley.	d=2.50 [2.22, 2.86]	d=1.35 [1.28, 1.41]	“correct answer” effect
False consensus: supermarket scenario (Ross et al., 1977)	In a scenario at a supermarket, subjects estimated whether they and others would sign a release for a TV commercial. Their estimated probability of signing and of others’ probability were compared.	d=0.79, [0.56, 1.02]	d=1.18, [1.13, 1.23]	“correct answer” effect
False consensus: traffic-ticket scenario (Ross et al., 1977)	In a traffic-ticket scenario, subjects estimated whether they and others would either pay the fine or go to court. Their estimated probability of paying the fine and of others’ probability were compared.	d=0.80, [0.22, 1.87]	d=0.95, [0.90, 1.00]	d=1.27 [1.11, 1.42]
Effect of framing on decision making (Tversky & Kahneman, 1981)	In a scenario of buying both a cheap item and an expensive item, subjects answered whether they would buy at a far-away store with a fixed discount on either the cheap item or the expensive item.	OR=4.96 [2.55, 9.90]	OR=2.06 [1.87, 2.27]	“correct answer” effect
Reluctance to tempt fate (Risen & Gilovich, 2008)	In the role of a student in class, subjects estimated their likelihood of being called on when being told they had not prepared for class (tempting fate) versus being told they had prepared (not tempting fate).	d=0.39, [0.03, 0.75]	d=0.18, [0.14, 0.22]	d=-2.49 [-2.68, -2.29]
Less-is-better effect (Hsee, 1998)	Subjects estimated the degree of generosity of a less expensive gift in a more expensive category versus a more expensive gift in a less expensive category.	d=0.69, [0.24, 1.13]	d=0.78, [0.74, 0.83]	d=9.25, [8.67, 9.82]
Assimilation and contrast effects in question sequences (Schwarz et al., 1991)	Subjects were asked “How satisfied are you with your relationship?” and “How satisfied are you with your life-as-a-whole?” in the two possible orders.	q=0.48, [0.07, 0.88]	q=-0.07, [-0.12, -0.02]	<u>q=0.06</u> <u>[-0.07, 0.18]</u>
How choosing vs. rejecting affects relative desirability (Shafir, 1993)	Subjects chose whether to award custody or to deny custody to one of two parents: a parent of extreme characteristics (either strongly positive or strongly negative) and a parent of average characteristics.	d=0.35, [-0.04, 0.68]	d=-0.13, [-0.18, -0.09]	d=2.11, [1.56, 2.67]
Perceived intentionality for side effects (Knobe, 2003)	Subjects were asked whether a corporation vice president’s decision to bring about a helpful or harmful side effect was intentional. The two were compared.	d=1.45, [0.79, 2.77]	d=1.75, [1.70, 1.80]	“correct answer” effect

Table 2. Qualitative comparison between our GPT3.5 results, the Many Labs 2 results, and the original results, excluding the studies that were unanalysed for our GPT3.5 sample due to the “correct answer” effect of zero or near-zero variation in answers. The percentage of analysed studies whose results were successfully replicated—for each pair of samples—is listed below.

	Original effect	Many Labs 2 effect	GPT effect	Many Labs 2 replicates original	GPT replicates original	GPT replicates Many Labs 2
Structure promotes goal pursuit (Kay et al., 2014)	Structured events are associated with higher willingness to pursue goals	Structured events are not associated with higher willingness to pursue goals	Structured events are not associated with higher willingness to pursue goals	No	No	Yes
Consumerism undermines trust (Bauer et al., 2012)	Consumer framing resulted in lower trust	Consumer framing resulted in lower trust	Consumer framing did not result in lower trust	Yes	No	No
Disgust sensitivity predicts homophobia (Inbar et al., 2009)	Actions are seen as more intentional for homosexual kissing than of general kissing	Actions are not seen as more intentional for homosexual kissing than of general kissing	Actions are seen as less intentional for homosexual kissing than of general kissing	No	No	No
False consensus: traffic-ticket scenario (Ross et al., 1977)	Choosing an option is associated with a higher estimation of frequency of this choice	Choosing an option is associated with a higher estimation of frequency of this choice	Choosing an option is associated with a higher estimation of frequency of this choice	Yes	Yes	Yes
Reluctance to tempt fate (Risen & Gilovich, 2008)	Likelihood estimations were higher when fate was tempted	Likelihood estimations were higher when fate was tempted	Likelihood estimations were lower when fate was tempted	Yes	No	No
Less-is-better effect (Hsee, 1998)	The higher-price cheap item is seen as more generous than the lower-price expensive item	The higher-price cheap item is seen as more generous than the lower-price expensive item	The higher-price cheap item is seen as more generous than the lower-price expensive item	Yes	Yes	Yes
Assimilation and contrast effects in question sequences (Schwarz et al., 1991)	Asking specific life satisfaction questions before general ones resulted in higher correlations	Asking specific life satisfaction questions before general ones resulted in lower correlations	Asking specific life satisfaction questions before general ones did not result in different correlations, though both relationships were negative	No	No	No
Effect of choosing versus rejecting on relative desirability (Shafir, 1993)	The extreme parent was both more likely to be awarded and be denied custody.	The extreme parent was both less likely to be awarded and be denied custody.	The extreme parent was both more likely to be awarded and be denied custody.	No	Yes	No
Percentage replicated				50%	37.5%	37.5%

Figure 1. Cohen's d effect sizes (with 95% confidence intervals) for the original study, the Many Labs 2 replication, and our GPT3.5 re-replication. The figure excludes the study of Inbar et al. (2009) on whether disgust sensitivity predicts homophobia and the study of Schwarz et al. (1991) on the effects of assimilation and contrast in sequences of questions, because the original studies used Cohen's q instead of Cohen's d. The figure also excludes studies for which the effect size is too large to plot with visual convenience (greater than 3.0). This excluded us from plotting the unprecedentedly high effect size of $d=9.25$ for our replication of the study of Hsee (1998) on the less-is-better effect, due to the "correct answer" effect of GPT3.5 responding to the inputs of different conditions with much more predeterminedly different answers than did human subjects.



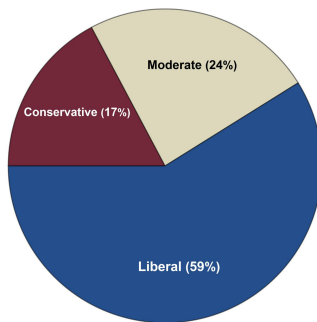
In this survey, subjects are asked to self-identify their political orientation. Then, self-identified liberals, moderates, and conservatives are asked to rate how relevant the concepts of harm, fairness, ingroup, authority, and purity (three survey questions per concept) are for deciding whether something is right or wrong, and their answers are compared. But in our GPT sample (N=1,030), we found that 99.6% of surveyed GPT3.5 runs (a total of 1,026) self-identified as a maximally strong conservative, while the remaining 0.4% of surveyed runs (a total of just four) all self-identified as political moderates. No GPT3.5 runs in our sample identified as any shade of political liberal, or indeed as any category of political orientation other than the two listed above. Because of the unexpected rarity of moderates and the complete lack of liberals in our sample (as illustrated in Figure 2), our pre-registered analysis plan—to compare how liberals and conservatives in our sample estimate the relevance of the five concepts of Moral Foundation Theory—ended up being unsuitable.

We conducted an unplanned follow-up analysis in which we computed our GPT sample's vector of average relevance values, and compared it with the vectors of the liberal subset (N=21,933), the moderate subset (N=3,203), the conservative subset (N=4,128), and the libertarian subset (N=2,999) of the study of Graham et al. (2011), which allowed subjects to self-report as libertarians. Table 3 presents the vectors of average relevance values for our GPT sample, the aforementioned subsamples of Graham et al. (2011) and their comparisons. To compare these vectors, we used the absolute-error (L^1) distance metric, the Euclidean (L^2) distance metric, and the cosine similarity metric. All three distance metrics found our GPT sample to be most similar to the conservative sample. This was always followed relatively closely by the moderate sample. The two furthest away were always the liberal sample (furthest away from GPT3.5 with respect to cosine similarity metric) and the libertarian sample (furthest

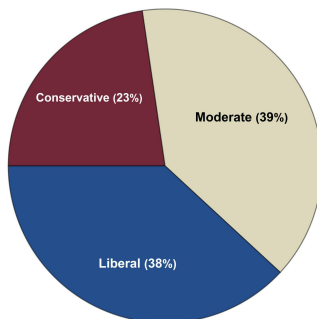
Figure 2. Pie charts of whether subjects' self-reported political orientations in the Moral Foundations Theory survey of Graham et al. (2009) were liberal, moderate, or conservative, left; and of whether subjects considered the pushing of a large man in front of an incoming trolley to save five people's lives to be permissible (utilitarian) or impermissible (deontological) in the survey of Hauser et al. (2007), right. The "correct answers" provided by the default setting of GPT3.5 were maximally strong conservatism and the morally deontological choice, respectively.

Self-reported political orientation

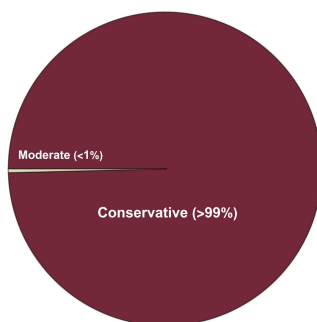
Original sample of Graham et al. (2009)
N = 1,532



Many Labs 2 sample
N = 6,966

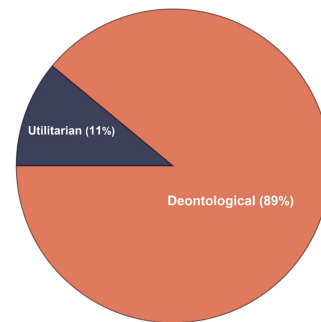


Default setting of GPT3.5
N = 1,030

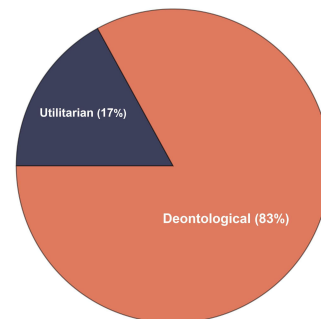


Is pushing a large man in front of a trolley to save the lives of five other people morally permissible?

Original sample of Hauser et al. (2007)
N = 2,646



Many Labs 2 sample
N = 6,842



Default setting of GPT3.5
N = 1,030

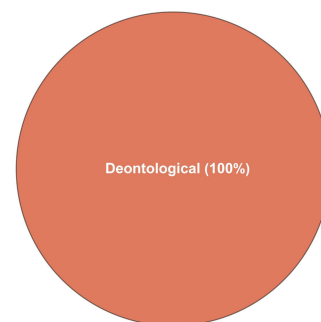


Table 3. The average vector of relevance values for the five concepts of Moral Foundations Theory for the GPT sample, as well as the liberal, moderate, conservative, and libertarian subsamples of the online-participant survey of Graham (2011), top; and quantifications of how similar the GPT sample’s vector is to those of the subsamples , bottom. For the former, the mean relevance value is presented without parentheses, and the standard deviation is presented within parentheses. For the latter, we used the absolute-error (L^1) distance metric, the Euclidean (L^2) distance metric, and the cosine similarity metric. All three distance metrics found the GPT sample to be most similar to the conservative subset (bolded), followed relatively closely by the moderate subset, and finally followed by the liberal and libertarian subsets with a comparatively large difference in distance. The liberal sample was furthest away with respect to the cosine similarity metric, while the libertarian sample was furthest away with respect to the L^1 and L^2 distance metrics.

	GPT sample (<i>N</i> =1,030)	Liberals (<i>N</i> =21,933)	Moderates (<i>N</i> =3,203)	Conservatives (<i>N</i> =4,128)	Libertarians (<i>N</i> =2,999)
Concept	Relevance to moral decision-making (1 is lowest, 6 is highest)				
Harm	3.84 (0.48)	3.93 (0.76)	3.68 (0.84)	3.48 (0.89)	3.26 (1.03)
Fairness	4.26 (0.26)	4.04 (0.67)	3.77 (0.77)	3.44 (0.87)	3.66 (0.90)
Ingroup	2.24 (0.76)	2.06 (0.94)	2.56 (1.00)	3.03 (1.02)	2.16 (1.10)
Authority	3.35 (0.47)	1.88 (0.86)	2.37 (0.90)	2.81 (0.91)	1.71 (0.95)
Purity	3.08 (0.94)	1.44 (0.94)	2.09 (1.09)	2.88 (1.11)	1.31 (1.03)
		Liberals (<i>N</i> =21,933)	Moderates (<i>N</i> =3,203)	Conservatives (<i>N</i> =4,128)	Libertarians (<i>N</i> =2,999)
Distance metric	Distance or similarity to GPT sample (bold denotes closest)				
L^1 distance		3.59	2.93	2.70	4.66
L^2 distance		2.22	1.51	1.32	2.55
Cosine similarity		0.9649	0.9873	0.9874	0.9665

away with respect to the L^1 and L^2 distance metrics). This finding agrees with our aforementioned result that almost all sampled runs of GPT3.5 identified as a maximally strong conservative, the rest identified as moderate, and no sampled runs of GPT3.5 identified as any shade of liberal.

A similar pattern was present in several other studies as well. The survey of Rottenstreich and Hsee (2001) probes a certain economic preference. In it, subjects in one condition are asked to choose whether they would prefer a kiss from a favourite movie star versus \$50. Subjects in the other condition are asked to make the same choice, but each outcome is awarded with 1% probability. We unexpectedly found in both conditions that 100% of surveyed GPT3.5 runs (N=1,040, with 520 in each condition) preferred the movie star's kiss. The uniformity of answers made the statistic we planned to analyse unconstructable. Even when we followed up with an unplanned variant of the survey with the order of presented answers switched (N=1,040, with 520 in each condition), this only created variation away from preferring a kiss with a movie star in the second condition, with 54% of the runs (total of 281) preferring the 1% probability of a kiss and 46% of them (total of 239 runs) preferring the 1% probability of the money: a change-of-order primacy effect (Hohensinn & Baghaei, 2017) that is much larger than ones that are typically seen in human subjects. On the other hand, the change of presented answer order did not create variation away from preferring the movie star's kiss in the first condition. Due to the uniformity of answers and the consequent unconstructability of the statistic we planned to analyse, we were unable to follow our pre-registered analysis plan.

Further, the survey of Hauser et al. (2007) probes a question about moral philosophy. In it, subjects are asked whether various actions that sacrificed one person's life to save five people were morally permissible. The survey tests whether such a sacrifice would be less likely to be considered permissible if it is deemed as motivated by the greater good rather than as a foreseen

side effect. The former was represented in a scenario where the focal individual pushed a large man in front of an incoming trolley to save five people's lives. The latter was represented in a scenario where the focal individual changed the trajectory of an out-of-control trolley so that it killed one person instead of five. Our sample of surveyed GPT3.5 runs (N=1,030) did show analysable variation in answers about the latter scenario's action, with 36% of the surveyed runs (total of 373) answering that it was morally permissible and 64% of them (total of 656) answering that it was not. On the other hand, the former scenario's action was regarded by 100% of the surveyed GPT3.5 runs as impermissible (see Figure 2). This does successfully replicate the original finding of Hauser et al., in the same direction as the study's replication by Many Labs 2. But the unexpected uniformity of answers to the aforementioned survey question made the statistic we planned to analyse unconstructable, due to which we were technically unable to follow our pre-registered analysis plan.

Additionally, the survey of Ross et al. (1977) probes both personal preference and judgement. Subjects are asked to estimate the probability that they would sign a release allowing footage that had recorded them to be used in a supermarket commercial, and to estimate others' probability of this action as well. The hypothesis was that subjects would be subject to the false-consensus belief: that their opinion will be more prevalent among others than it is in reality. But in our GPT sample (N=1,030), 99.7% of surveyed GPT3.5 runs (a total of 1,027) chose to sign the release, and only 0.3% of them (a total of just three) refused. This lack of variation in answers reduced the degrees of freedom for our pre-registered analysis plan, which thereby ended up being unsuitable.

The survey of Tversky and Kahneman (1981) again probes both personal preference and judgement. In it, subjects are divided into two conditions, each of which asks whether they

would buy their desired items (one cheap and one expensive) from the store they are currently at or from a far-away branch of the store that sells one of the items for a lower price. In one condition, the cheap item is sold for a lower price; and in the other, the expensive item is sold for a lower price; but the cost saving for the two items combined is equal between the two conditions. Tversky and Kahneman's finding, replicated by the Many Labs 2 sample, was that people were more likely to travel to the far-away branch if the cost saving happens to be on the cheap item rather than the expensive item. However, we were unable to test this because of the complete uniformity of answers in our GPT sample (N=1,040, with 520 in each condition). All 100% of surveyed GPT3.5 runs in each condition chose to travel to the far-away branch of the store for the cost saving. Because the unexpected uniformity of answers made the statistic we planned to analyse unconstructable, we were once again unable to follow our pre-registered analysis plan.

And finally, the survey of Knobe (2003) investigates judgements of intentionality. In the study, subjects read a passage describing the decision of a company's board chairman that brought about either a harmful side effect or a helpful side effect—the two conditions—after which the subjects answer whether the board chairman intentionally brought about the side effect. The original finding was that the board chairman's action was more likely to be perceived as intentional if the side effect was negative. Many Labs 2 replicated this finding. In our GPT sample (N=1,040, with 520 in each condition), not all of the surveyed GPT3.5 runs—but most, specifically 91.9% (total of 478)—described the positive side effect as intentional. A non-negligible 8.1% (total of 42) of the runs described it as unintentional. However, all 100% of the surveyed GPT3.5 runs described the negative side effect as intentional. While the direction of the effect was in line with that of both the original study and the Many Labs 2 replication, our

pre-registered analysis plan was made unsuitable by the unexpected uniformity of GPT3.5's answers in the negative-side-effect condition.

The “correct answer” effect also encompasses GPT3.5's tendency to sometimes respond to different conditions of a given input with much more predeterminedly different answers than did human subjects. To illustrate, consider GPT3.5's unprecedentedly large effect ($d=9.25$) in the same direction with the findings of Hsee (1998) and of Many Labs 2. Different runs of GPT3.5 thought the “correct answer” was that the higher-price variant of an inexpensive item (scarf) should be seen as more generous than lower-price variant of an expensive item (coat) to a much more predetermined degree than did human subjects.

4. Discussion

4.1. Implications of findings

Our findings bolster the case that empirical findings on GPT3.5, as a rule of thumb, should not be assumed to generalise to the human case. This was foreseeable, given that LLMs and humans constitute fundamentally different cognitive systems: with different architectures and potentially substantial differences in the mysterious ways by which each of them has evolved, learned, or been trained to mechanistically process information (Shiffrin & Mitchell, 2023). Yet, given the anticipated rise in LLM capabilities (Hu et al., 2023) and the potential for their and other AI models' automation of much of human economic activity (OpenAI, 2020), the psychologies of these models may be increasingly studied for their own sake: rather than as a purported window into studying the psychologies of humans.

Unexpectedly, we found that GPT3.5 has somehow come to predict the answers to some nuanced questions—on nuanced characteristics like political orientation, economic preference, judgement, and moral philosophy—with as high or nearly as high a predeterminedness as one would answer $2+2=4$. While we have found several of GPT3.5’s supposedly “correct answers,” we are unsure about their cause. One hypothesis is that GPT3.5 learned one or more of its “correct answers” from its training data. Another is that the “correct answer” resulted—either inadvertently or intentionally—from fine-tuning and reinforcement-learning selection pressures applied to the model by OpenAI. And a third possibility is that the model’s “correct answer” may have occurred due to modifications or constraints imposed by OpenAI on the level of inputs and/or outputs, rather than of the model itself. Note that these hypotheses are not mutually exclusive, as the true cause may be a combination of them. Given the black-box nature of LLMs, it is plausible that no one—not even the creators of the model at OpenAI—understands the true cause of this phenomenon.

A “correct answer” finding of potentially high societal relevance was that the default temperature setting of GPT3.5 almost always self-identified as a maximally strong conservative when it was probed via the Moral Foundations Theory survey of Graham et al. (2009). In line with this, our GPT sample’s vector of self-reported relevance values for the concepts of Moral Foundations Theory—harm, fairness, ingroup, authority, and purity—was most similar to that of the conservative subsample in the online-participant study of Graham et al. (2011). These results agree with that of Abdulhai et al. (2023), who also used the Moral Foundation Theory survey to probe not just GPT3.5, but also other models in the GPT-3 family, and found that the responses of every tested model were closest to those of conservative human subjects.

The hypothetical AI models of the future may not only automate the presentation of information—such as via search-engine chatbots and the writing of media content—but may also plausibly automate other important roles in society (Ernst et al., 2019; Solaiman et al., 2019). These societally embedded AI models of the future may turn out to have mysteriously learned from their training data certain predetermined characteristics of psychology, especially since much of the training data from which GPT3.5 may have learned its “correct answers” will also plausibly be used to train the hypothetical AI models of the future. This invites both a concern about the potential penalty to diversity of thought in such an AI-led future and a scientific desire to identify the highly predictable aspects of AI psychologies.

Yet, while our multiple runs of GPT3.5 showed predetermined “correct answers” in certain ways, they showed sizeable diversity of thought in other ways. This can be seen from the heterogeneity of their answers to a majority of our survey questions. It can also be seen in the qualitative part of GPT3.5’s responses to the study of Kay et al. (2014), in which different runs of GPT3.5 gave considerably different answers when asked about their long-term goal. These answers ranged from becoming fluent in Spanish, to becoming a full-time freelance software developer, to achieving financial freedom.

Future research that aims to predict whether AI systems will answer a given nuanced question with (1) a blunt, supposedly “correct answer” or (2) a non-predetermined answer more characteristic of human subjects would potentially be fruitful. It would be particularly fruitful to probe whether the predetermined “correct answers” of GPT3.5 are signs of robust biases (Mehrabi et al., 2021) that it has learned from its training data: much of which may be also used to train the plausibly more powerful, more societally embedded AI models of the future. Recent examples of robust AI biases include a prison-recidivism prediction model—used for screening

decisions about pretrial release, sentencing, and parole—that predicted with higher false-positive rates for African-American individuals than Caucasian individuals (Angwin et al., 2016), a resume-screening model that learned to penalise women job applicants (Grossman, 2018), a beauty-contest-judging model that learned to penalise darker-skinned contestants (Levin, 2016), a facial-recognition model that overly mispredicted Asian individuals as blinking (Rose, 2010), and an advertisement model that underpromoted ads for Science, Technology, Engineering, and Mathematics (STEM) careers to young women (Lambrecht & Tucker, 2019).

One way to probe whether GPT3.5’s “correct answers” are signs of robustly learned biases may be to test whether its responses—and the responses of other models trained on shared or overlapping data—tend to be politically conservative, morally deontological, and so on within a wide collection of seemingly unrelated settings, in addition to the survey questions of our studies. It may be important for the sake of the robustness test that the prompted settings are seemingly unrelated to the given “correct answer” being tested, because we already know that LLMs can be prompted into playing the role of specified personas: such as the role of political liberals (Abdulhai et al., 2023) and the roles of people possessing various demographic characteristics (Aher et al., 2022; Argyle et al., 2022). The closer the setting of the robustness test is to the plausible and likely default settings in which the tested models are used in society, the more applicable its result would be.

4.2. Limitations

One limitation of our study is that its results may pertain only to GPT3.5 and not to other models, due to the causal psychological factors being potentially idiosyncratic to this model. Different models will in general exhibit different behaviour. For example, a collection of survey

questions—albeit ones that were different from ours—measured that a certain temporal version of ChatGPT was oriented towards pro-environmentalism and left-libertarianism (Hartmann et al., 2023). The strength and direction of ChatGPT’s political orientations—as measured by certain survey questions—also varied over time (Rozado, 2023), potentially as a result of the various fine-tuning and reinforcement-learning selection pressures that OpenAI applied throughout the release dates of ChatGPT’s multiple versions (OpenAI, 2023b). Moreover, since the capabilities of LLMs and of AI models in general will plausibly continue to grow at a fast rate, it is possible that the hypothetically more powerful and emergently different models of the future may learn different psychological characteristics than did GPT3.5: even if much of GPT3.5’s training data will plausibly also be used to train these hypothetical future models.

Another limitation of our study is that our method, the psychology survey, is an entirely behavioural method. While the psychology survey can provide important insights into how a given cognitive system behaves in a given situation (e.g., when provided with a certain prompt), it cannot illuminate the fine-grained cognitive processes that mechanistically bring about this behaviour. This knowledge is necessary for precisely predicting behaviour in unprecedented situations for which there is currently no data: although it should be noted that in practice, precision often comes at the expense of generality (Matthewson & Weisberg, 2009). Methods that have shown promise for studying human cognition at the mechanistic level rather than just at the behavioural level, such as neuroscience and computational modelling, may also be promising for analogously studying a wide variety of AI cognitive systems.

A third limitation of our study is that we have not replicated the studies of Many Labs 2 that drew on graphical information. For the present paper, we have chosen to replicate only a pre-registered implementation of straightforwardly automatisable surveys and questionnaires,

and did not set out to use trial-and-error to represent graphical information either as a text-based graphic or a prompt that communicated the necessary information. We believe, however, that communicating graphical information to GPT3.5 is very doable. Future research on the nascent field of prompt engineering—on how to effectively communicate to LLMs various forms of information, including but not limited to graphical information—would be fruitful.

4.3. Future outlook for AI psychology

We consider our work primarily as an early methodological showcase of how LLMs can be studied via psychology surveys (Robila & Robila, 2022). While our well-powered results did not exactly mirror the effects found by the Many Labs 2 replication project, we were able to provide data in that direction within a variety of contexts. As AI models get increasingly better at economically valuable jobs—perhaps one day even outperforming humans at many of them—and as social and cognitive scientists become more aware of and adept at studying these models, a substantial part of their research may be directed at such AI models. Psychology studies of these models benefit from the practicality of highly controlled experiments, and of large samples that allow for high-powered statistical tests. They are also less vulnerable to potentially detrimental issues of sampling bias, such as non-response bias and exclusion bias.

It is important that studies are statistically valid. But even the most scrupulous of human psychology studies—including, arguably, the Many Labs 2 project itself (Schimmelpfennig et al., 2023)—struggle to meet this bar of statistical validity, given the sheer diversity of human psychologies around the world (Majid, 2023). For example, suppose one wished to run a highly powered study on a representative sample of all human psychologies. This would require extensive sampling from not just the overrepresented outlier psychology of Western, Educated,

Industrialised, Rich, and Democratic (WEIRD) societies, but also from numerous traditional cultural groups around the world: including but not limited to the Hadza foragers in Tanzania (Henrich et al., 2010). Even the research costs of just surveying the Hadza would be quite expensive. As almost all Hadza are illiterate (Frackowiak et al., 2020), the researchers—very likely from a faraway WEIRD society—would need to orally survey the Hadza subjects. And just the cost of a round-trip flight between, say, San Francisco and Kilimanjaro—the closest airport to the Hadza’s homeland—would be around \$1,000 per person (Kayak, 2023). In contrast, collecting a sample comprising $N=14,276$ runs from GPT3.5—with substantially better experimental controls and lower sampling bias—only cost us 53 dollars and 35 cents. And if we had instead run our studies on the recently released *gpt-3.5-turbo* model—the dialogue model behind ChatGPT, with comparable performance to our studied *text-davinci-003* model but at a ten times cheaper price (OpenAI, 2023d)—doing so could have only cost us around five dollars.

Studies of LLM psychology are much easier to conduct in a statistically valid way than those of human psychology, although our findings—combined with the fact that LLMs are trained on heavily WEIRD-biased text data—suggest that LLM psychology results should not be assumed to generalise to the human case. If studies of AI psychology continue to be much easier to conduct in a statistically valid manner than those of human psychology, we have additional reason to expect that the former may eventually become a viable and societally relevant method in the social and cognitive sciences.

Code availability

Survey data was collected from OpenAI’s *text-davinci-003* model, the resulting .txt output files were converted to .csv, and the Cohen’s d effect sizes were illustrated in Figure 1: all done in

Python 3.9.15. The analyses were done primarily via the R-based GUI ‘JAMOVİ’; exceptions are detailed in the Supplementary Information. The pie charts of Figure 2 were made via Mathematica 13. The corresponding code for the above and other research steps is available online at the pre-registered OSF database (Park et al., 2023).

Data availability

Our survey data, the primarily JAMOVİ-based analyses of the data, the spreadsheet of Cohen’s d effect sizes and 95% confidence intervals (used for Figure 1), OpenAI cost data (used to calculate that our total cost was \$53.35), and other relevant data are available at the pre-registered OSF database (Park et al., 2023).

Acknowledgements

P.S.P. is grateful to be funded by Harvard University through graduate student fellowships. The research views presented in this paper are solely the authors’ and do not express the views of Harvard University, the institution of P.S.P.; of the University of St Andrews, the institution of P.S.; or of CVS Health, the employer of C.Z.. We are grateful to Maximilian Maier for his valuable contribution to the pre-registration writeup. We are also grateful to Mohammad Atari, Stephen Fowler, Ben Grodeck, Joe Henrich, Kevin Hong, Liav Koren, Ivan Kroupin, Raimund Pils, Konstantin Pilz, Slava Savitskiy, and Marc Wong for their helpful comments on the draft.

Author contributions

P.S.P. and P.S. designed the research. P.S.P., P.S., and C.Z. performed the research. P.S.P. and P.S. wrote the paper.

References

- Abdulhai, M., Crepy, C., Valter, D., Canny, J., & Jaques, N. (2023). Moral foundations of large language models. In *AAAI 2023: Workshop on Representation Learning for Responsible Human-Centric AI (R2HCAI)*. AAAI.
- Aher, G., Arriaga, R. I., & Kalai, A. T. (2022). Using large language models to simulate multiple humans. *arXiv preprint arXiv:2208.10264*.
- Angwin, J., Larson, J., Kirchner, L., & Mattu, S. (2016, May 23). *Machine bias*. ProPublica. Retrieved March 8, 2023, from <https://www.propublica.org/article/machine-bias-risk-assessments-in-criminal-sentencing>
- Argyle, L. P., Busby, E. C., Fulda, N., Gubler, J., Rytting, C., & Wingate, D. (2022). Out of one, many: Using language models to simulate human samples. *arXiv preprint arXiv:2209.06899*.
- Bauer, M. A., Wilkie, J. E., Kim, J. K., & Bodenhausen, G. V. (2012). Cuing consumerism: Situational materialism undermines personal and social well-being. *Psychological Science*, 23(5), 517-523. <https://doi.org/10.1177/0956797611429579>
- Binz, M. & Schulz, E. (2023). Using cognitive psychology to understand GPT-3. *Proceedings of the National Academy of Sciences*, 120(6), e2218523120. <https://doi.org/10.1073/pnas.2218523120>
- Brown, T., Mann, B., Ryder, N., Subbiah, M., Kaplan, J. D., Dhariwal, P., Neelakantan, A., Shyam, P., Sastry, G., Askell, A., Agarwal, S., Herbert-Voss, A., Krueger, G., Henighan T., Child R., Ramesh, A., Ziegler, D. M., Wu, J., Winter, C., ... & Amodei, D. (2020). Language models are few-shot learners. *Advances in Neural Information Processing Systems*, 33, 1877-1901.

- Edwards, B. (2023, January 27). *BuzzFeed preps AI-written content while CNET fumbles*. Ars Technica. Retrieved February 12, 2023, from <https://arstechnica.com/information-technology/2023/01/pivot-to-chatgpt-buzzfeed-preps-for-ai-written-content-while-cnet-fumbles/>
- Ernst, E., Merola, R., & Samaan, D. (2019). Economics of artificial intelligence: Implications for the future of work. *IZA Journal of Labor Policy*, 9(1). <https://doi.org/10.2478/izajolp-2019-0004>
- Frackowiak, T., Groyecka-Bernard, A., Oleszkiewicz, A., Butovskaya, M., Zelazniewicz, A., & Sorokowski, P. (2020). Difference in perception of onset of old age in traditional (Hadza) and modern (Polish) societies. *International Journal of Environmental Research and Public Health*, 17(19), 7079. <https://doi.org/10.3390/ijerph17197079>
- Graham, J., Haidt, J., & Nosek, B. A. (2009). Liberals and conservatives rely on different sets of moral foundations. *Journal of Personality and Social Psychology*, 96(5), 1029-1046. <https://doi.org/10.1037/a0015141>
- Graham, Nosek, B. A., Haidt, J., Iyer, R., Koleva, S., & Ditto, P. H. (2011). Mapping the moral domain. *Journal of Personality and Social Psychology*, 101(2), 366–385. <https://doi.org/10.1037/a0021847>
- Grossman, D. (2018, October 10). *Amazon fired its resume-reading AI for sexism*. Popular Mechanics. Retrieved March 8, 2023 from <https://www.popularmechanics.com/technology/robots/a23708450/amazon-resume-ai-sexism/>
- Hagendorff, T., Fabi, S., & Kosinski, M. (2022). Machine intuition: Uncovering human-like intuitive decision-making in GPT-3.5. *arXiv preprint arXiv:2212.05206*.

- Hartmann, J., Schwenzow, J., and Witte M (2023). The political ideology of conversational AI: Converging evidence on ChatGPT's pro-environmental, left-libertarian orientation. *arXiv preprint arXiv:2301.01768*.
- Hauser, M., Cushman, F., Young, L., Kang-Xing Jin, R., & Mikhail, J. (2007). A dissociation between moral judgments and justifications. *Mind & Language*, 22(1), 1-21.
<https://psycnet.apa.org/doi/10.1111/j.1468-0017.2006.00297.x>
- Henrich, J., Heine, S. J. & Norenzayan, A. (2010). The weirdest people in the world? *Behavioral and Brain Sciences*, 33(2-3), 61–83. <https://doi.org/10.1017/S0140525X0999152X>
- Hohensinn, C. & Baghaei, P. (2017). Does the position of response options in multiple-choice tests matter? *Psicológica*, 38(1), 93.
- Horton, J. J. (2023). Large Language Models as simulated economic agents: What can we learn from homo silicus? *arXiv preprint arXiv:2301.07543*.
- Hsee, C. K. (1998). Less is better: When low-value options are valued more highly than high-value options. *Journal of Behavioral Decision Making*, 11(2), 107-121.
[https://doi.org/10.1002/\(SICI\)1099-0771\(199806\)11:2%3C107::AID-BDM292%3E3.0.CO;2-Y](https://doi.org/10.1002/(SICI)1099-0771(199806)11:2%3C107::AID-BDM292%3E3.0.CO;2-Y)
- Hu, L., Habernal, I., Shen, L., & Wang, D. (2023). Differentially private natural language models: Recent advances and future directions. *arXiv preprint arXiv:2301.09112*.
- Inbar, Y., Pizarro, D. A., Knobe, J., & Bloom, P. (2009). Disgust sensitivity predicts intuitive disapproval of gays. *Emotion*, 9(3), 435-439. <https://doi.org/10.1037/a0015960>
- John, O. P., & Srivastava, S. (1999). The Big-Five trait taxonomy: History, measurement, and theoretical perspectives. In L. A. Pervin & O. P. John (Eds.), *Handbook of Personality: Theory and Research* (pp. 102–138). Guilford Press.

Jones, D. N., & Paulhus, D. L. (2014). Introducing the short dark triad (SD3) a brief measure of dark personality traits. *Assessment*, 21(1), 28-41.

<https://doi.org/10.1177/1073191113514105>

Kay, A. C., Laurin, K., Fitzsimons, G. M., & Landau, M. J. (2014). A functional basis for structure-seeking: Exposure to structure promotes willingness to engage in motivated action. *Journal of Experimental Psychology: General*, 143(2), 486-491.

<https://doi.org/10.1037/a0034462>

Kayak (2023, February 10). *Book now: SFO to Kilimanjaro, 1/12 — 10/12*. Kayak. Retrieved February 10, 2023, from

https://web.archive.org/web/20230210065732/https://www.kayak.co.uk/flights/SFO-3311r/2023-12-01/2023-12-10?sort=bestflight_a

Klein, R. A., Vianello, M., Hasselman, F., Adams, B. G., Adams Jr., R. B., Alper, S., Aveyard, M., Axt, J. R., Babalola, M. T., Bahník, Š., Batra, R., Berkics, M., Bernstein, M. J., Berry D. R., Bialobrzeska, O., Binan, E. D., Bocian, K., Brandt, M. J., Busching, R., ... & Sowden, W. (2018). Many Labs 2: Investigating variation in replicability across samples and settings. *Advances in Methods and Practices in Psychological Science*, 1(4), 443-490. <https://doi.org/10.1177/2515245918810225>

Knobe, J. (2003). Intentional action and side effects in ordinary language. *Analysis*, 63, 190–193. <https://doi.org/10.1111/1467-8284.00419>

Lambrecht, & Tucker, C. (2019). Algorithmic bias? An empirical study of apparent gender-based discrimination in the display of STEM career ads. *Management Science*, 65(7), 2966–2981. <https://doi.org/10.1287/mnsc.2018.3093>

- Levin, S. (2016, September 8). *A beauty contest was judged by AI and the robots didn't like dark skin*. The Guardian. Retrieved March 8, 2023, from <https://www.theguardian.com/technology/2016/sep/08/artificial-intelligence-beauty-contest-doesnt-like-black-people>
- Li, X., Li, Y., Liu, L., Bing, L., & Joty, S. (2022). Is GPT-3 a psychopath? Evaluating Large Language Models from a psychological perspective. *arXiv preprint arXiv:2212.10529*.
- Majid, A (2023). Establishing psychological universals. *Nature Reviews Psychology*. <https://doi.org/10.1038/s44159-023-00169-w>
- Matthewson, J. & Weisberg, M. (2009). The structure of tradeoffs in model building. *Synthese*, 170(1), 169–190. <https://doi.org/10.1007/s11229-008-9366-y>
- Mehrabi, N., Morstatter, F., Saxena, N., Lerman, K., & Galstyan, A. (2021). A survey on bias and fairness in machine learning. *ACM Computing Surveys*, 54(6), 1–35. <https://doi.org/10.1145/3457607>
- Metz, C. (2020, November 24). *Meet GPT-3. It has learned to code (and blog and argue)*. New York Times. Retrieved February 3, 2023, from <https://www.nytimes.com/2020/11/24/science/artificial-intelligence-ai-gpt3.html>
- Miotto, M., Rossberg, N., & Kleinberg, B. (2022). Who is GPT-3? An exploration of personality, values and demographics. *arXiv preprint arXiv:2209.14338*.
- OpenAI (2020, September 2). *OpenAI Charter*. OpenAI. Retrieved February 3, 2023, from <https://openai.com/charter/>
- OpenAI (2023a). *Completions*. OpenAI. Retrieved February 8, 2023, from <https://platform.openai.com/docs/api-reference/completions>

OpenAI (2023b). *Introducing ChatGPT*. OpenAI. Retrieved March 7, 2023, from

<https://openai.com/blog/chatgpt>

OpenAI (2023c). *Models*. OpenAI. Retrieved March 10, 2023, from

<https://platform.openai.com/docs/models>

OpenAI (2023d). *Pricing*. OpenAI. Retrieved March 2, 2023, from

<https://openai.com/api/pricing/>

Park, P. S., Schoenegger, P., Zhu, C., & Maier, M.. (2023). AI psychology [Pre-registration, source code, and data]. Open Science Framework. Retrieved February 13, 2023 from

https://osf.io/dzp8t/?view_only=45fff3953884443d81b628cdd5d50f7a

Palan, S., & Schitter, C. (2018). Prolific. ac—A subject pool for online experiments. *Journal of Behavioral and Experimental Finance*, 17, 22-27.

<https://doi.org/10.1016/j.jbef.2017.12.004>

Risen, J. L., & Gilovich, T. (2008). Why people are reluctant to tempt fate. *Journal of Personality and Social Psychology*, 95(2), 293-307.

<https://doi.org/10.1037/0022-3514.95.2.293>

Robila, M., & Robila, S. A. (2022). Applications of artificial intelligence methodologies to behavioral and social sciences. In *Key Topics in Psychological Methods* (pp. 19-31).

Cham: Springer Nature Switzerland.

Roose, K. (2023, February 8). *Bing (yes, Bing) just made search interesting again*. The New York Times. Retrieved February 12, 2023, from

<https://www.nytimes.com/2023/02/08/technology/microsoft-bing-openai-artificial-intelligence.html>

- Rose, A. (2010, January 22). *Are face-detection cameras racist?* Time. Retrieved March 8, 2023, from <https://content.time.com/time/business/article/0,8599,1954643,00.html>
- Ross, L., Greene, D., & House, P. (1977). The “false consensus effect”: An egocentric bias in social perception and attribution processes. *Journal of Experimental Social Psychology*, 13(3), 279-301. [https://doi.org/10.1016/0022-1031\(77\)90049-X](https://doi.org/10.1016/0022-1031(77)90049-X)
- Rottenstreich, Y., & Hsee, C. K. (2001). Money, kisses, and electric shocks: On the affective psychology of risk. *Psychological Science*, 12(3), 185-190. <https://doi.org/10.1111/1467-9280.00334>
- Rozado, D. (2023). The political biases of ChatGPT. *Social Sciences*, 12(3), 148. MDPI AG. <http://dx.doi.org/10.3390/socsci12030148>
- Salles, A., Evers, K., & Farisco, M. (2020). Anthropomorphism in AI. *AJOB Neuroscience*, 11(2), 88-95. <https://doi.org/10.1080/21507740.2020.1740350>
- Schimmelpfennig, R., Spicer, R., White, C., Gervais, W. M., Norenzayan, A., Heine, S., Henrich, J., Muthukrishna, M. (2023). A problem in theory and more: Measuring the moderating role of culture in Many Labs 2. *PsyArXiv* preprint psyarxiv.com/hmnrx
- Schwarz, N., Strack, F., & Mai, H. P. (1991). Assimilation and contrast effects in part-whole question sequences: A conversational logic analysis. *Public Opinion Quarterly*, 55(1), 3-23. <https://doi.org/10.1086/269239>
- Shafir, E. (1993). Choosing versus rejecting: Why some options are both better and worse than others. *Memory & Cognition*, 21(4), 546-556. <https://doi.org/10.3758/bf03197186>
- Shiffrin, R., & Mitchell, M. (2023). Probing the psychology of AI models. *Proceedings of the National Academy of Sciences*, 120(10), e2300963120. <https://doi.org/10.1073/pnas.2300963120>

- Shihadeh, J., Ackerman, M., Troske, A., Lawson, N., & Gonzalez, E. (2022, September).
Brilliance bias in GPT-3. In *2022 IEEE Global Humanitarian Technology Conference*
(GHTC) (pp. 62-69). IEEE.
- Simonite, T. (2021, May 5). *It began as an AI-fueled dungeon game. It got much darker*. Wired.
Retrieved February 12, 2023, from
<https://www.wired.com/story/ai-fueled-dungeon-game-got-much-darker/>
- Solaiman, I., Brundage, M., Clark, J., Askill, A., Herbert-Voss, A., Wu, J., Radford, A., Krueger
G., Kim J. W., Kreps S., McCain M., Newhouse A., Blazakis J., McGuffie, K., & Wang,
J. (2019). Release strategies and the social impacts of language models. *arXiv preprint*
arXiv:1908.09203.
- Tversky, A., & Kahneman, D. (1981). The framing of decisions and the psychology of choice.
Science, 211, 453–458. <https://doi.org/10.1126/science.7455683>

Supplementary Information

“Correct answers” from the psychology of artificial intelligence

Peter S. Park^{1,*}, Philipp Schoenegger^{2,3,*}, Chongyang Zhu⁴

¹Department of Mathematics, Harvard University, 1 Oxford St., Cambridge, MA, USA (pspark@math.harvard.edu)

²Department of Philosophy, University of St Andrews, Edgecliffe, St Andrews KY16 9AL, Scotland, UK

³School of Economics and Finance, University of St Andrews, Castlecliffe, St Andrews KY16 9AZ, Scotland, UK
(contact.schoenegger@gmail.com)

⁴CVS Health, 1 CVS Dr., Woonsocket, RI, USA (cyzhu95@gmail.com)

* Co-first author

S.1. Methods

We pre-registered this study on the Open Science Framework (Park et al., 2023). For our study, we drew on the set of studies used in Many Labs 2 (Klein et al., 2018). For the entirety of this paper, we will continue to use Many Labs 2’s numbering system of studies (Klein et al., 2018, 453–467) to allow for easy comparisons and reduce confusion risks. The total number of potential studies was 28. We excluded a total of 14 studies prior to data collection as they included pictures, compared national samples, relied on handwriting or font changes, or used an otherwise inapplicable component that was not transferable to a GPT context at this moment. As such, we collected data for a total of 14 studies.

To collect our data, we called for OpenAI’s *text-davinci-003* model (colloquially known as GPT3.5) to answer survey questions as a human subject of a social psychology experiment would. The parameters, detailed in OpenAI’s API reference (OpenAI, 2023a), were set to the

following: The number of maximum tokens per run was set to 2048 (max_tokens=2048). Note that tokens are “pieces of words, where 1,000 tokens is about 750 words” (OpenAI, 2023b). Stop sequences were not used (stop=None). The “temperature” parameter, which parametrizes whether outputs are more random or more deterministic, was set to the default value 1.0 (temperature=1.0). We set each call to GPT3.5 to result in 10 runs (n=10). The survey was put in string form (with “\n” denoting line breaks) as required by GPT3.5. As a prompt-engineering technique, we put before the survey questions instructions to GPT3.5 on how to format its output, and after the survey questions a “CHECKLIST FOR SURVEY ANSWERS” section to remind GPT3.5 of these formatting instructions. Due to these and other differences, the GPT experiments were not the same as those of the original survey or of the Many Labs 2 replication.

In order to obtain approximately 1,000 runs per study while accounting for the possibility of incorrect fill-outs of the survey, we collected slightly more runs. Specifically, we collected 520 runs per condition for the two-condition studies for a total of 1,040 runs (Studies 2, 5, 6, 8, 16, 18, 21, 24, 25, and 27). For the one-condition studies, we obtained either 1,020 runs (Study 14) or 1,030 runs (Studies 4, 11 and 13). Some studies’ runs required multiple calls to OpenAI due to factors like accidental computer shutdown, internet shutdown, or typos in the inputted survey. For example, we found out that the first question of Study 4 (self-identification of political orientation) was erroneously left out, and that we had initially analysed the erroneous data from the fifteen-question version of the survey rather than the planned sixteen-question version. Also, we found out that the survey text strings for Study 24 had erroneously indicated in the “CHECKLIST FOR SURVEY ANSWERS” section that the total number of questions was three instead of the correct number two, leading to an unintended and factually inconsistent survey text. This led us to re-run getting the data for Studies 4 and 24 with the corrected survey text.

The python code for surveying GPT3.5 can be found on our Open Science Foundation (OSF) database at the link https://osf.io/dzp8t/?view_only=45fff3953884443d81b628cdd5d50f7a (Park et al., 2023).

We then converted the survey responses of GPT3.5 runs, which are originally in .txt format, to .csv for statistical analysis. All statistical analysis was conducted as done in the Many Labs 2 paper (Klein et al., 2018). We threw out survey responses of runs that did not answer all survey questions, or who answered survey questions incorrectly, such as responses that included characters that were not among the possible response categories. Details of our criterion for which runs' survey responses are thrown out can be found in the Python code on the OSF. Six of these 14 studies produced responses that had near-zero or zero variation in answers at all, meaning we are unable to analyse them statistically in the pre-registered way. This left us with a total of eight studies to analyse in line with our pre-registration plan, although we report some descriptives for the remaining six studies. Analyses were mostly conducted in the R-based (R Core Team, 2021) GUI 'JAMOVİ' (The jamovi project, 2022). The relevant analysis files are also available at the pre-registered OSF database (Park et al., 2023).

S.2. Results

For our 14 studies, we collected a total of 14,276 runs after excluding runs with missing data. There was substantial heterogeneity with respect to replication of effects, with some of our studies failing to show an effect, others replicating the effect in the same direction, and yet others demonstrating an effect in the opposite direction. In this section, we will outline the results for the eight studies individually. Then, we will quickly discuss the results for the six studies we could not analyse as planned in our pre-registration.

STUDY 2. Kay et al. (2014) surveyed 67 individuals to study the impact that structure in unrelated domains had on one's willingness to pursue goals. Their original sample found that those in the structural event condition ($M=5.26$, $SD=0.88$) were more likely to indicate willingness to pursue their goal compared to those in the random event condition ($M=4.72$, $SD=1.32$), $t(65)=2.00$, $p=0.05$, $d=0.49$, 95% $CI=[0.001, 0.973]$. The Many Labs 2 sample ($N=6,506$) failed to replicate this effect; those in the structural event condition ($M=5.48$, $SD=1.45$) were not significantly more likely to indicate willingness to pursue their goal compared to those in the random event condition ($M=5.51$, $SD=1.39$), $t(6498.63)=-0.94$, $p=0.35$, $d=-0.02$, 95% $CI=[-0.07, 0.03]$. Across our sample ($N=992$), GPT3.5 runs which were exposed to the structured event ($M=6.18$, $SD=1.25$) were not significantly more or less interested in pursuing their goals than those that were exposed to a random event ($M=6.09$, $SD=1.25$), $t(990)=1.05$, $p=0.293$, $d=0.06$, 95% $CI=[-0.06, 0.19]$. Thus, our GPT sample showed the same pattern of results as Many Labs 2, in that we also fail to find an effect.

STUDY 4. Graham et al. (2009) surveyed 1,548 individuals spanning the political spectrum to test how liberals and conservatives differ in how much they think the five concepts of Moral Foundations Theory—harm, fairness, ingroup, authority, and purity—are relevant for moral decision-making. They did so by asking subjects to self-identify on the political spectrum (on a seven-point scale ranging from “strongly liberal” to “strongly conservative,” with the midpoint labelled “moderate”), and then asking about the relevance of each concept in the form of three different survey questions, for a total of 15 questions which were presented in random order. Graham et al. found that the *individualising foundations* of harm and fairness were more likely to be rated as relevant by liberals ($r=-0.21$, $d=-0.43$, 95% $CI=[-0.55, -0.32]$), while the *binding foundations* of ingroup, authority, and purity were more likely to be rated as relevant by

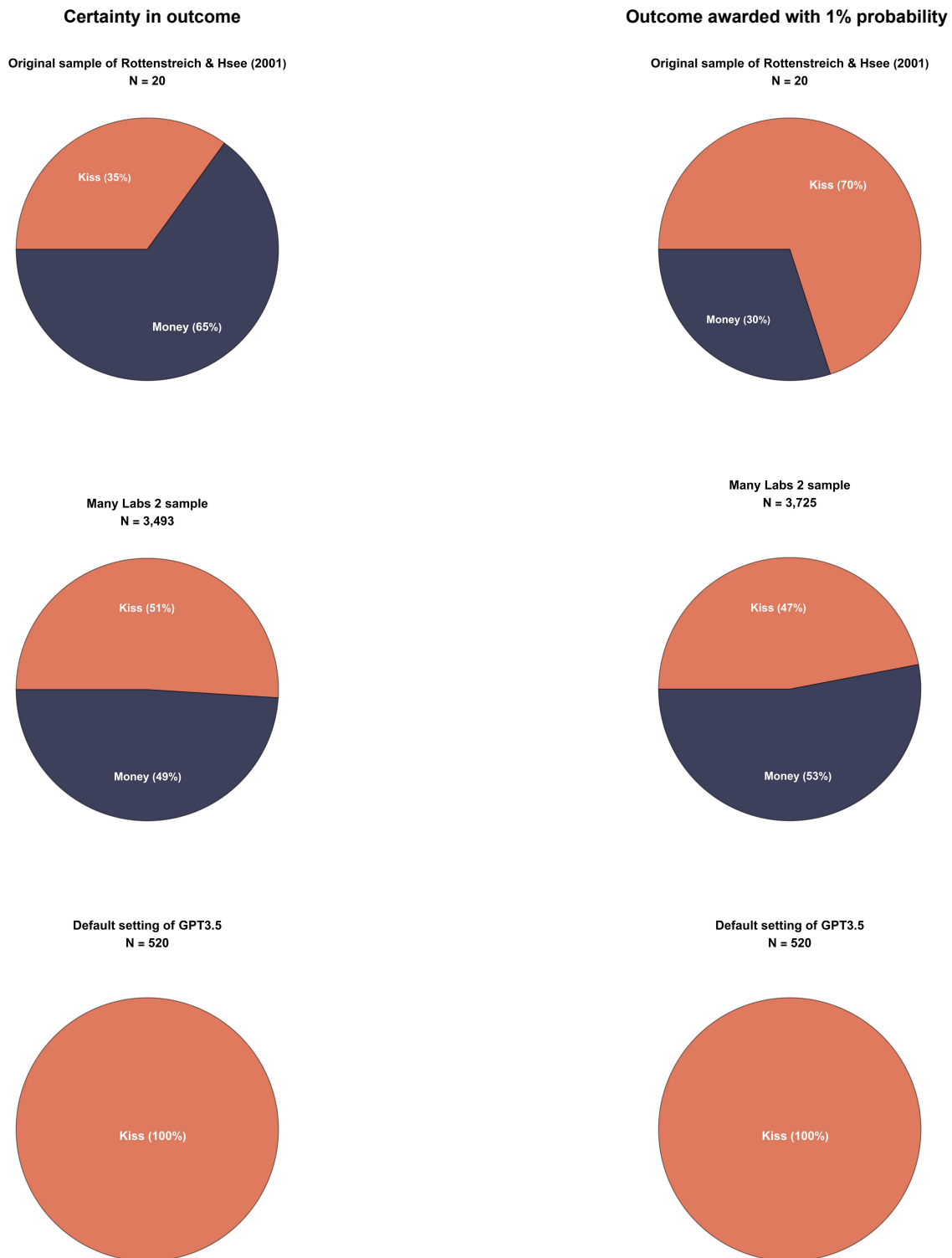
conservatives ($r=0.25$, $d=0.52$, 95% CI=[0.40, 0.63]). The Many Labs 2 sample ($N=6,966$) tested whether the *binding foundations* were more likely to be rated as relevant by conservatives, a finding that they successfully replicated ($r=0.14$, $p=6.05e^{-34}$, $d=0.29$, 95% CI=[0.25, 0.34], $q=0.15$, 95% CI=[0.12, 0.17]). We replicated this study, with the caveat that we did not randomise the order of questions, because to collect highly controlled and statistically valid data for all $15! \approx 1.31e^{12}$ possible conditions randomising the 15 survey questions—or even for all $5!=120$ conditions randomising the five concepts—would have been impractical. We encountered the black-swan event in which across our GPT sample ($N=1,030$), an overwhelming majority of 99.6% of runs (total of 1,026) self-reported as a maximally strong conservative, and the remaining 0.4% of runs (total of just four) self-reported as a moderate, with no shades of liberal in our sample. One additional “correct answer” we found pertained not to a central variable of analysis, but a component of a central variable. A surveyed GPT run’s answer to “Whether or not someone was denied his or her rights” is one of three relevance values that goes into the relevance value of fairness. An overwhelming >99.9% surveyed runs (total of 1,029) answered that this was “always relevant”: the maximal choice of answer on the six-point scale. The remaining <0.1% of runs (total of just one) answered that this was “very relevant”: the second highest choice of answer. While our analysis plan would have been doable if this was the only “correct answer” in the data—as the focal item is only one of three items that averages out to the analysable fairness relevance value—the “correct answer” of maximal political conservatism made our analysis plan for comparing the responses of liberals and conservatives unsuitable.

STUDY 5. Rottenstreich and Hsee (2001) surveyed 40 individuals whether they would prefer a kiss from a favourite movie star (the *affectively attractive* option) or \$50 (the financial

option). Subjects in one condition made this choice, while subjects in the other condition made the same choice with the caveat that each option is awarded with 1% probability. In the probabilistic-outcome condition, 70% of the individuals preferred the movie star's kiss; whereas in the certain-outcome condition, only 35% preferred the kiss. The difference between the two conditions was significant, $\chi^2(1, N=40)=4.91$, $p=0.0267$, $d=0.74$, 95% CI=[< 0.001, 1.74]. In the Many Labs 2 sample (N=7,218), the probabilistic-outcome condition found 47% of individuals to prefer the movie star's kiss; whereas the certain-outcome condition found 51% to prefer the kiss. The effect was much smaller than and in the opposite direction of the original finding, but it was significant ($p=0.002$, OR=0.87, $d=-0.08$, 95% CI=[-0.13, -0.03]). We encountered the black-swan event in which across our GPT sample (N=1,040), all 520 runs in each condition preferred the kiss, regardless of whether it was certain or probabilistic. This made our pre-registered analysis plan impossible, in that the statistic we had planned to analyse could not be even constructed in a well-defined manner; see Figure S1. Even when we conducted an unplanned study with the order of presented answers switched (N=1,040), this only created variation away from the kiss preference answer in the probabilistic-outcome condition, with 54% of runs (total of 281) preferring the 1% probability of a kiss and 46% of them (total of 239 runs) preferring the 1% probability of the money. The certain-outcome condition still uniformly preferred the kiss. Overall, we were unable to analyse our replication of this study as planned.

STUDY 6. Bauer et al. (2012) surveyed 77 individuals to look at the relationship between consumer mindsets and trust in others in a water conservation scenario. Their original sample found that referring to others as “consumers” (M=4.08, SD=1.56; here, 1 denotes “not at all” and 7, “very much”) resulted in lower trust—that others would conserve water—than referring to them as “individuals” (M=5.33, SD=1.30), $t(76)=3.86$, $p=0.001$, $d=0.87$, 95% CI=[0.41, 1.34]).

Figure S1. Pie charts of whether subjects preferred a kiss from a favourite movie star or \$50 when both outcomes were certain, left; and when both outcomes were awarded with 1% probability, right. The data pertains to the survey provided by the study of Rottenstreich and Hsee (2001) testing the relationship between affect and risk.



The Many Labs 2 sample (N=6,608) replicated this original effect, although its effect was markedly smaller; those in the “consumer” condition (M=3.92, SD=1.44) reported lower trust in a water conservation scenario than those in the control “individual” condition (M=4.10, SD=1.45), $t(6606)=4.93$, $p=8.62e^{-7}$, $d=0.12$, 95% CI=[0.07, 0.17]. In our sample (N=1,040), GPT3.5 runs in the “consumer” condition (M=3.40, SD=0.60) did not show a significantly different response than GPT3.5 runs in the control “individual” condition (M=3.34, SD=0.61), $t(1038)=1.73$, $p=0.083$, $d=0.11$, 95% CI=[-0.01, 0.23]. As such, we fail to replicate this effect.

STUDY 8. In the study of 44 individuals by Inbar et al. (2009), participants judged a director’s action of portraying gay sexual kissing as more intentional (M=4.36, SD=1.51) than that of portraying just kissing (M=2.91, SD=2.01), $\beta=0.41$, $t(39)=3.39$, $p=0.002$, $r=0.48$. The correlation between disgust sensitivity and judgement of intentionality was positive in the gay kissing condition, $\beta=0.79$, $t(19)=4.49$, $p=0.0003$, $r=0.72$; and negative in the kissing condition, $\beta=-0.20$, $t(19)=-0.88$, $p=0.38$, $r=0.20$. The former correlation was stronger than the latter, $z=2.11$, $p=0.03$, $q=0.70$, 95% CI=[0.05, 1.36]. The Many Labs 2 sample (N=7,117) failed to find this effect on intentionality. Participants did not judge a director’s action of portraying gay sexual kissing as more intentional (M=3.48, SD=1.87) than that of portraying just kissing (M=3.51, SD=1.84), $t(7115)=-0.74$, $p=0.457$, $d=-0.02$, 95% CI=[-0.06, 0.03]. Disgust sensitivity and judgement of intentionality were positively related in both the gay kissing condition, $r=0.12$, $p<0.001$; and the kissing condition, $r=0.07$, $p<0.001$. The correlation in the gay kissing condition and that in the kissing condition were similar, $z=2.62$, $p=0.02$, $q=0.05$, 95% CI=[0.01, 0.10]. In our sample (N=1,040), GPT3.5 runs judged the director’s action as less intentional in the context of gay kissing (M=4.45, SD=2.14) than in the general kissing condition (M=5.59, SD=1.79), $t(1008)=-9.35$, $p<0.001$, $d=-0.580$, 95% CI=[-0.71, -0.45]. We also find that the relationship

between judgements of intentionality and disgust sensitivity was present but negative in the homosexual kissing condition, $r = -0.13$, $p = 0.003$, whereas we did not find such a relationship in the control, $r = -0.04$, $p = .365$. Our GPT study found an effect in the opposite direction compared to the original effect, whereas Many Labs 2 had not found any effect.

STUDY 11. In the study of Hauser et al. (2007), $N = 2,646$ individuals were asked about two trolley dilemmas. In the *foreseen-side-effect* scenario, the focal individual changes the trajectory of an out-of-control trolley to kill one person instead of five people. In the *greater-good* scenario, the focal individual pushes a large man off a bridge in front of an incoming trolley to stop it and thereby save five people's lives. They found that 89% of subjects deemed the action in the foreseen-side-effect scenario as permissible (95% CI=[87%, 91%]), while only 11% of them deemed the action in the greater-good scenario as permissible (95% CI=[9%, 13%]). The difference between the two percentage values was significant, $\chi^2(1, N = 2,646) = 1,615.96$, $p < 0.001$, $w = .78$, $d = 2.50$, 95% CI=[2.22, 2.86]. The Many Labs 2 sample ($N = 6,842$) successfully replicated this finding. 71% of subjects deemed the action in the foreseen-side-effect scenario as permissible, while only 17% of them deemed the action in the greater-good scenario as permissible. The difference between the two percentage values was significant, $p = 2.2e^{-16}$, $OR = 11.54$, $d = 1.35$, 95% CI=[1.28, 1.41]. In our GPT sample ($N = 1,030$) the foreseen-side-effect scenario's action was deemed permissible by 36% of surveyed runs (total of 373) and impermissible by 64% of them (total of 656). However, the greater-good scenario's action was deemed impermissible by all 100% of surveyed runs. While this does successfully replicate the original finding of Hauser et al. and the Many Labs 2 finding, the unexpected uniformity of answers in the greater-good scenario's central variable made the statistic we

planned to analyse unable to be constructed in a well-defined manner, due to which we were technically unable to follow our pre-registered analysis plan.

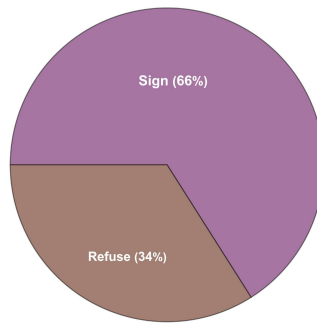
STUDY 13. Ross et al. (1977) provided early evidence for the false consensus effect, which shows that people's estimates of the frequency of any given belief is biased towards that person's own beliefs. In their study, 320 participants were presented with one of four hypothetical events (one of which was the supermarket scenario) and a corresponding choice between two action options. Those who chose the first option—compared to those who chose the second—estimated that a higher percentage of the other participants would choose the first option ($M=65.7\%$ vs. 48.5%), $F(1, 312)=49.1$, $p<0.001$, $d=0.79$, $95\% \text{ CI}=[0.56, 1.02]$. The Many Labs 2 sample ($N=7,205$) replicated the supermarket scenario of the original study. Its results provided evidence in favour of replication, finding that those choosing the first option also believed that a higher percentage of people would choose that option ($M=69.19\%$ vs. 43.35%), $t(6420.77)=49.93$, $p<0.001$, $d=1.18$, $95\% \text{ CI}=[1.13, 1.23]$. In our sample ($N=1,030$), however, 99.7% of surveyed runs (a total of 1,027) answered they would sign the release, while only 0.3% of them (a total of just three) answered they would not; see Figure S2. The uniformity in answers reduced the degrees of freedom for our pre-registered analysis plan, making it unsuitable.

STUDY 14. Ross et al. (1977) also examined the false consensus effect in the context of a traffic-ticket scenario, finding evidence for the same effect as above, $F(1, 78)=12.8$, $d=0.80$, $95\% \text{ CI}=[0.22, 1.87]$. As before, the Many Labs 2 sample for the traffic-ticket scenario showed that the effect was replicated; those choosing the first option ($N=7,827$) also believed that a higher percentage of people would choose that option, ($M=72.48\%$ vs. 48.76%), $t(6728.25)=41.74$, $p<0.001$, $d=0.95$, $95\% \text{ CI}=[0.90, 1.00]$. In our GPT sample ($N=1,020$), we also find that those who reported willingness to pay the fine believed that a higher percentage of others would pay

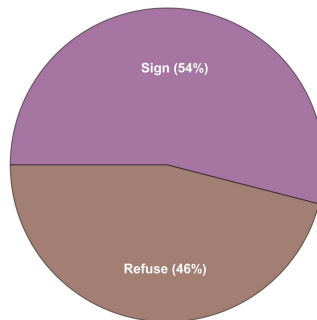
Figure S2. Pie charts of subjects' answers when asked whether they would sign a release agreement for video footage on them to be used for a supermarket commercial. The data pertains to the survey provided by the study of Ross et al. (1977) testing the false consensus effect.

Did the subject decide to sign the release?

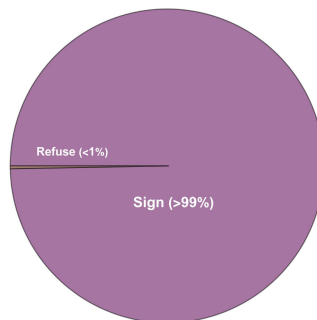
Original sample of Ross et al. (1977)
N = 80



Many Labs 2 sample
N = 7,205



Default setting of GPT3.5
N = 1,030



the fine compared to those who chose to go to court, ($M=73.1\%$ vs. $M=58.7\%$, $t(1018)=18.0$, $p<0.001$, $d=1.27$, 95% CI=[1.11, 1.42]. This pattern of data suggests that our results also replicated the original effect.

STUDY 16. In the study of Tversky & Kahneman (1981) on the effect of framing on decision-making, 181 individuals were surveyed about a situation where they were tasked with buying two items: a cheap item (priced at \$15) and an expensive item (priced at \$125) at a store. 93 of the individuals were assigned to the condition where the cheap item could be purchased for \$5 less at the store's other branch, a 20 minute drive away. In the sample, 88 of the individuals were assigned to the condition where the expensive item could be purchased for the same amount less at the other store. Consequently, the hypothetical cost saving was equal in both conditions. Individuals tended to decide to go to the other store more when the cost saving applied to the cheap item (68%) than when it applied to the expensive item (29%). This difference was statistically significant ($z=5.14$, $p=7.4e^{-7}$, $OR=4.96$, 95% CI=[2.55, 9.90]), resulting in the finding that the decision of whether to go to the distant store was affected by the base cost of the discounted item rather than just the total discount. The Many Labs 2 sample ($N=7,228$) replicated this with inflation-adjusted prices and different item types. They successfully replicated Tversky and Kahneman's finding, in that individuals tended to decide to go to the other store more when the cost saving applied to the cheap item (49%) than when it applied to the expensive item (32%). This difference was statistically significant ($p=1.01e^{-50}$, $d=0.40$, 95% CI=[0.35, 0.45]; $OR=2.06$, 95% CI=[1.87, 2.27]), although the effect size is smaller than the original. However, in our GPT replication with Tversky and Kahneman's original study ($N=1,040$, with 520 in each condition), all 100% of runs in both conditions answered that they would travel to the far-away store for the discount; see Figure S3. This unexpected uniformity of

answers made the statistic we planned to analyse unconstructable, although we can say that our GPT sample's answers did not reveal any evidence of the cognitive bias where decision-making is affected by the base cost of the discounted item rather than just the total discount.

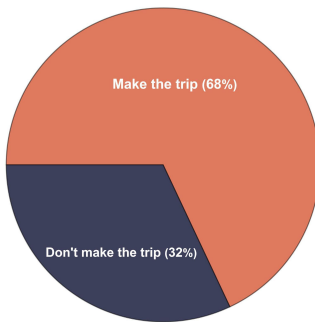
STUDY 18. The paper by Risen & Gilovich (2008) surveyed 120 individuals to examine whether people thought that tempting fate increased the likelihood of bad outcomes, via a survey pertaining to a hypothetical classroom setting. In their original sample, the likelihood of being called upon was seen as higher when the student in question had tempted fate ($M=3.43$, $SD=2.34$) than if they had not and had prepared for the class ($M=2.53$, $SD=2.24$), $t(116)=2.15$, $p=0.034$, $d=0.39$, 95% $CI=[0.03, 0.75]$. The Many Labs 2 sample ($N=8,000$) replicated this effect. The likelihood of being called upon was seen as higher when the student in question had tempted fate ($M=4.58$, $SD=2.44$) than if they had prepared for the class ($M=4.14$, $SD=2.45$), $t(7998)=8.08$, $p<0.001$, $d=0.18$, 95% $CI=[0.14, 0.22]$. However, in the total sample ($N=1,037$) of our study, we find that the likelihood of being called on was judged as higher when the text mentioned having prepared for the class ($M=4.75$, $SD=1.52$) compared to when the text mentioned the subject having tempted fate ($M=1.99$, $SD=0.42$), $t(1035)=40.0$, $p<0.001$, $d=2.49$, 95% $CI=[2.29, 2.68]$. This is a very large effect in the opposite direction of both the original finding and the replication.

STUDY 21. Hsee (1998) surveyed 83 individuals to provide early evidence for the less-is-better effect. In their original sample, the less expensive scarf gift ($M=5.63$) was seen as more generous than the more expensive coat gift ($M=5.00$), $t(82)=3.13$, $p=0.002$, $d=0.69$, 95% $CI=[0.24, 1.13]$, when the cheaper scarf gift was a higher-priced item in its respective category compared to a lower-priced item in the expensive category of coats. The Many Labs 2 sample ($N=7,646$) replicated this finding; participants in the scarf condition considered their gifter more

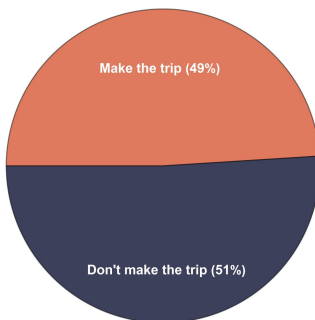
Figure S3. Pie charts of subjects' answers when asked whether—in a situation where they need to buy a cheap item and an expensive item—they would make a trip to a far-away store to buy one of the two at a fixed amount of a discount. The data pertains to the survey provided by the study of Tversky and Kahneman (1981) testing the hypothesis that subjects are more likely to make the trip if the fixed-amount discount is on the cheap item.

When the cheap item was discounted

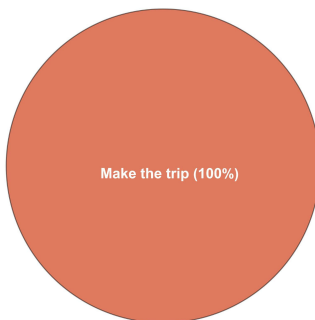
Original sample of Tversky & Kahneman (1981)
N = 93



Many Labs 2 sample
N = 3,609

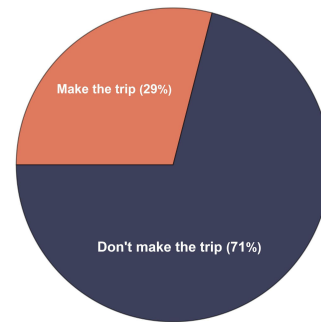


Default setting of GPT3.5
N = 520

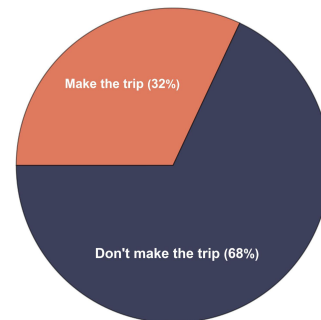


When the expensive item was discounted

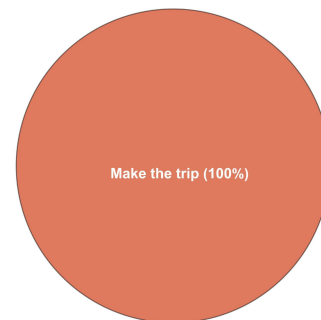
Original sample of Tversky & Kahneman (1981)
N = 88



Many Labs 2 sample
N = 3,619



Default setting of GPT3.5
N = 520



generous ($M=5.50$, $SD=0.89$) than did participants in the coat condition, ($M=4.61$, $SD=1.34$), $t(6569.67)=34.20$, $p<0.001$, $d=0.78$, 95% $CI=[0.74, 0.83]$. In our sample ($N=1,040$), we find that those in the scarf condition saw the gift giver as significantly more generous ($M=5.97$, $SD=0.16$) than those in the coat condition ($M=3.99$, $SD=0.26$), $t(1038)=149$, $p<0.001$, $d=9.25$, 95% $CI=[8.67, 9.82]$. This again successfully replicates the original finding, albeit with an extremely large effect size.

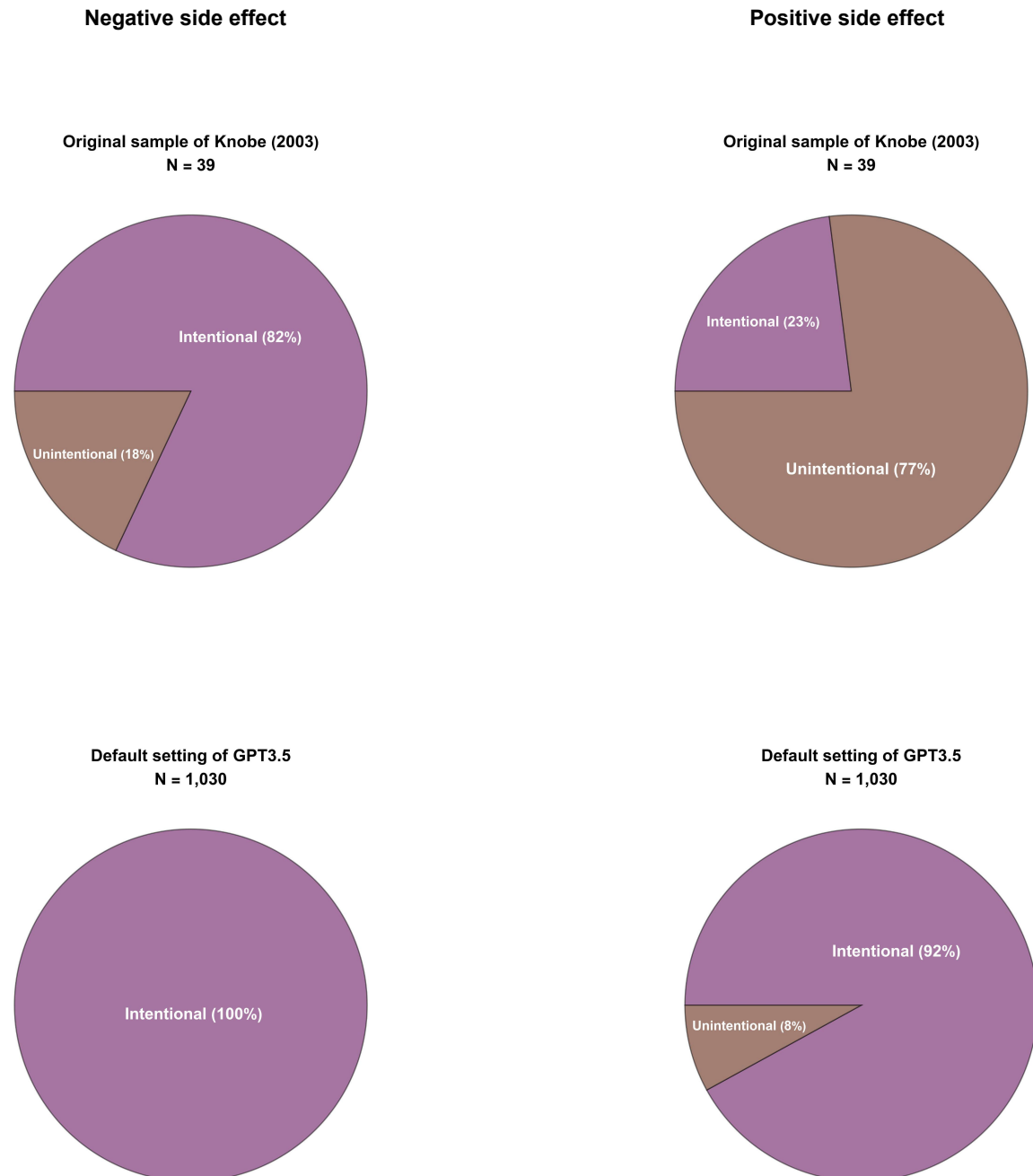
STUDY 24. Schwarz et al. (1991) surveyed 100 individuals, and found that participants who were asked about their life satisfaction with respect to their relationship specifically before being asked about their life satisfaction in general exhibited a high correlation between their two responses ($r=0.67$, $p<0.05$), whereas this correlation was markedly weaker when the two questions were presented in reverse ($r=0.32$, $p<0.05$). The difference between the two correlations was statistically significant, $z=2.32$, $p<0.01$, $q=0.48$, 95% $CI=[0.07, 0.88]$. Many Labs 2 did not replicate this effect, and in fact found the opposite effect. Asking participants about their life satisfaction with respect to their relationship before being asked about their life satisfaction in general resulted in a lower correlation between the two responses ($r=0.38$) than the other way around ($r=0.44$). The opposite-direction difference between the correlations was significant, $z=-3.03$, $p=0.002$, $q=-0.07$, 95% $CI=[-0.12, -0.02]$. In our total sample ($N=1,040$), we find that the correlation between the two questions was $r=-0.446$, $p=0.001$ for when the general question was asked first, and $r=-0.490$, $p<0.001$ for when the specific question was asked first. Using the Fisher's r -to- z transformation (Weiss, 2011), we find that this difference was not significant, $z=0.906$, $p=0.365$, $q=0.056$, 95% $CI=[-0.066, 0.178]$. This is a wholly different pattern of results than both the original study or the Many Labs 2 replication, meaning that we did not replicate the effect in our GPT sample.

STUDY 25. Shafir (1994) had 170 participants make decisions between awarding or denying custody to either an average or an extreme parent. In the original sample, participants were more likely to both award (64%) and deny (55%) custody to the parent described with extreme characteristics than they were to the parent described with average characteristics. The sum of these probabilities (119%) was significantly higher than the expected quantity of 100% that one would expect if awarding and denying were complementary, $z=2.48$, $p=0.013$, $d=0.35$, 95% CI=[-0.04, 0.68]. This result indicated that negative features were weighted more heavily than positive ones in the case of rejections and vice versa. The Many Labs 2 sample ($N=7,901$) did not replicate this effect and in fact provided evidence in favour of an effect in the opposite direction. Participants were less likely to both award (45.5%) and deny (47.6%) custody to the parent described with extreme characteristics, and the sum of these probabilities (93%) was significantly lower than the expected quantity 100%, $z=-6.10$, $p<0.001$, $d=-0.13$, 95% CI=[-0.18, -0.09]. In our sample ($N=857$), we find that GPT3.5 runs were both more likely to award (95.8%) and deny (100%) custody to the extreme parent than the average parent. Via a logit calculation (Wilson, n.d.), we compute that the sum of these probabilities (195.8%) was significantly higher than the expected quantity of 100%, $z=5.11$, $p<0.001$, $d=2.11$, 95% CI=[1.56, 2.67]. This replicates the original finding that the Many Labs 2 data did not replicate, albeit with a very high effect size.

STUDY 27. The original finding by Knobe (2003), which surveyed 78 individuals, was that harmful side effects were judged as more intentional than helpful ones. In the original sample, 82% of participants who were told about an agent (a company's board chairman) whose decision brought about a harmful side effect said the agent did so intentionally, while 23% of participants in the analogous helpful-side-effect condition said that the agent brought about the

side effect intentionally, $\chi^2(1, N=78)=27.2$, $p<0.001$, $d=1.45$, 95% CI=[0.79, 2.77]. This was replicated by Many Labs 2, which used a seven-point scale of intentionality rather than a yes-no scale. In the Many Labs 2 sample, those in the harmful-side-effect condition ($M=5.34$, $SD=1.94$) placed a higher degree of intentionality than those in the helpful-side-effect condition ($M=2.17$, $SD=1.69$), $t(7843.86)=78.11$, $p<0.001$, $d=1.75$, 95% CI=[1.70, 1.80]. Our sample ($N=1,040$) consisted of 520 surveyed runs in each condition, using the original version of the survey that used a yes-no scale. We found that 91.9% (total of 478) of the 520 runs in the positive-side-effect condition described the agent's decision as intentional. However, all 100% of runs in the negative-side-effect condition described the agent's decision as intentional; see Figure S4. While the direction of the effect agreed with the effects of both the original study and the Many Labs 2 replication, the unexpected uniformity of GPT3.5's answers in the negative-side-effect condition made our pre-registered analysis plan unsuitable.

Figure S4. Pie charts of whether subjects judged a board chairman's decision bringing about a negative side effect, to be intentional, left; and of whether subjects judged a positive side effect to be intentional, right. The data pertains to the survey provided by the study of Knobe (2003) on the perceived intentionality of positive and negative side effects. The pie charts only pertain to the data of the original sample and the GPT sample, because the Many Labs 2 sample used a seven-point scale for judging intentionality, rather than a yes-no scale.



References

- Bauer, M. A., Wilkie, J. E., Kim, J. K., & Bodenhausen, G. V. (2012). Cuing consumerism: Situational materialism undermines personal and social well-being. *Psychological Science*, 23(5), 517-523. <https://doi.org/10.1177/0956797611429579>
- Graham, J., Haidt, J., & Nosek, B. A. (2009). Liberals and conservatives rely on different sets of moral foundations. *Journal of Personality and Social Psychology*, 96(5), 1029-1046. <https://doi.org/10.1037/a0015141>
- Hauser, M., Cushman, F., Young, L., Kang-Xing Jin, R., & Mikhail, J. (2007). A dissociation between moral judgments and justifications. *Mind & Language*, 22(1), 1-21. <https://psycnet.apa.org/doi/10.1111/j.1468-0017.2006.00297.x>
- Hsee, C. K. (1998). Less is better: When low-value options are valued more highly than high-value options. *Journal of Behavioral Decision Making*, 11(2), 107-121. [https://doi.org/10.1002/\(SICI\)1099-0771\(199806\)11:2%3C107::AID-BDM292%3E3.0.CO;2-Y](https://doi.org/10.1002/(SICI)1099-0771(199806)11:2%3C107::AID-BDM292%3E3.0.CO;2-Y)
- Inbar, Y., Pizarro, D. A., Knobe, J., & Bloom, P. (2009). Disgust sensitivity predicts intuitive disapproval of gays. *Emotion*, 9(3), 435-439. <https://doi.org/10.1037/a0015960>
- Kay, A. C., Laurin, K., Fitzsimons, G. M., & Landau, M. J. (2014). A functional basis for structure-seeking: Exposure to structure promotes willingness to engage in motivated action. *Journal of Experimental Psychology: General*, 143(2), 486-491. <https://doi.org/10.1037/a0034462>
- Klein, R. A., Vianello, M., Hasselman, F., Adams, B. G., Adams Jr., R. B., Alper, S., Aveyard, M., Axt, J. R., Babalola, M. T., Bahník, Š., Batra, R., Berkics, M., Bernstein, M. J., Berry D. R., Bialobrzeska, O., Binan, E. D., Bocian, K., Brandt, M. J., Busching, R., ... &

- Sowden, W. (2018). Many Labs 2: Investigating variation in replicability across samples and settings. *Advances in Methods and Practices in Psychological Science*, 1(4), 443-490. <https://doi.org/10.1177/2515245918810225>
- Knobe, J. (2003). Intentional action and side effects in ordinary language. *Analysis*, 63, 190–193. <https://doi.org/10.1111/1467-8284.00419>
- OpenAI (2023a). *Completions*. OpenAI. Retrieved February 8, 2023, from <https://platform.openai.com/docs/api-reference/completions>
- OpenAI (2023b). *Pricing*. OpenAI. Retrieved March 2, 2023, from <https://openai.com/api/pricing/>
- Park, P. S., Schoenegger, P., Zhu, C, & Maier, M.. (2023). AI psychology [Pre-registration, source code, and data]. Open Science Framework. Retrieved February 13, 2023 from https://osf.io/dzp8t/?view_only=45fff3953884443d81b628cdd5d50f7a
- R Core Team (2021). *R: A Language and environment for statistical computing*. (Version 4.1) [Computer software]. Retrieved from <https://cran.r-project.org>. (R packages retrieved from MRAN snapshot 2022-01-01).
- Risen, J. L., & Gilovich, T. (2008). Why people are reluctant to tempt fate. *Journal of Personality and Social Psychology*, 95(2), 293-307. <https://doi.org/10.1037/0022-3514.95.2.293>
- Ross, L., Greene, D., & House, P. (1977). The “false consensus effect”: An egocentric bias in social perception and attribution processes. *Journal of Experimental Social Psychology*, 13(3), 279-301. [https://doi.org/10.1016/0022-1031\(77\)90049-X](https://doi.org/10.1016/0022-1031(77)90049-X)

- Rottenstreich, Y., & Hsee, C. K. (2001). Money, kisses, and electric shocks: On the affective psychology of risk. *Psychological Science*, 12(3), 185-190.
<https://doi.org/10.1111/1467-9280.00334>
- Schwartz, S. H. (2003). A proposal for measuring value orientations across nations. *Questionnaire Package of the European Social Survey*, 259(290), 259-319.
- Schwarz, N., Strack, F., & Mai, H. P. (1991). Assimilation and contrast effects in part-whole question sequences: A conversational logic analysis. *Public Opinion Quarterly*, 55(1), 3-23. <https://doi.org/10.1086/269239>
- Shafir, E. (1993). Choosing versus rejecting: Why some options are both better and worse than others. *Memory & Cognition*, 21(4), 546-556. <https://doi.org/10.3758/bf03197186>
- The jamovi project (2022). *jamovi*. (Version 2.3) [Computer software]. Retrieved from <https://www.jamovi.org>.
- Tversky, A., & Kahneman, D. (1981). The framing of decisions and the psychology of choice. *Science*, 211, 453–458. <https://doi.org/10.1126/science.7455683>
- Weiss, B. A. (2011). Fisher's r-to-Z transformation calculator to compare two independent samples [Computer software]. Available from <https://blogs.gwu.edu/weissba/teaching/calculators/fishers-z-transformation/>.
- Wilson, D. B. (n.d.). Outcome frequency [Computer software]. Practical Meta-Analysis Effect Size Calculator. Available from <https://www.campbellcollaboration.org/escalc/html/EffectSizeCalculator-SMD9.php>.