

# Multiplication and Modulo are Lattice Linear

Arya Tanmay Gupta and Sandeep S Kulkarni

Computer Science and Engineering, Michigan State University  
{atgupta, sandeep}@msu.edu

**Abstract.** In this paper, we analyze lattice linearity of multiplication and modulo operations. We demonstrate that these operations are lattice linear and the parallel processing algorithms that we study for both these operations are able to exploit the lattice linearity of their respective problems. This implies that these algorithms can be implemented in asynchronous environments, where the nodes are allowed to read old information from each other and are still guaranteed to converge within the same time complexity. These algorithms also exhibit properties similar to snap-stabilization, i.e., starting from an arbitrary state, the system follows the trace strictly according to its specification.

**Keywords:** lattice linear · modulo · multiplication · self-stabilization · asynchrony

## 1 Introduction

Development of parallel processing algorithms to solve problems is increasingly gaining interest. This is because computing machines are manufactured with multiprocessor chips as we face a bound on the rate of architectural development of individual microprocessors. Such algorithms, in general, require synchronization among their processing nodes, otherwise the nodes perform executions based on inconsistent values possibly resulting in substantial delay or halt in progress.

In this context, lattice theory has provided with very useful concepts. In lattice linear systems, a partial order is induced in the state space, which allows the nodes to perform executions asynchronously. Lattice linearity was utilized in modelling the problems (which naturally exhibit lattice linearity, called *lattice linear problems*) [5] and in developing algorithms (called *lattice linear algorithms*) which impose a lattice structure in problems (which are not lattice linear) [7]. This allows the algorithms that traverse such a state space can allow the nodes to perform executions asynchronously while preserving correctness.

Lattice linearity allows inducing single or multiple lattices among the global states. If self-stabilization is required, then for every induced lattice, its supremum must be an optimal state. This way, it can be ensured that the system can traverse to an optimal state from an arbitrary state. *Eventually* lattice linear *algorithms* [7] were developed for problems that require self-stabilization, such as minimal dominating set, minimal vertex cover, maximal independent set and graph colouring. These algorithms induce multiple disjoint lattices in a subset of

the state space. *Fully* lattice linear *algorithms* were developed for the minimal dominating set [8]; these algorithms induce multiple lattices in the entire state space. On the other hand, lattice linear problems form a single lattice among the states. Many such problems do not allow self-stabilization [5,6,4].

While developing new algorithms for lattice linear and non-lattice linear problems is very interesting, it is also worthwhile to study if algorithms already present in the literature exploit lattice linearity of problems or if lattice linearity is present in existing algorithms. For example, lattice linearity was found to be exploited by Johnson’s algorithm for shortest paths in graphs [5] and by Gale’s top trading cycle algorithm for housing market [6].

In this paper, we focus on parallel implementations of two fundamental operations in mathematics: multiplication and modulo. Specifically, we study algorithms for  $n \times m$  and  $n \bmod m$  where  $n$  and  $m$  are *large* integers represented as binary strings. A crucial observation is that these operations are lattice linear. Also, the algorithms that we study in this paper are capable of computing the correct answer even if the nodes are initialized in an arbitrary state. These properties are present in these operations as opposed to many other lattice linear problems where the lattice structure does not allow self-stabilization.

### 1.1 Contributions of the paper

- We study the lattice linearity of modulo and multiplication operations. We analyze some algorithms which exploit lattice linearity of these operations.
- The lattice linear versions of the algorithms exhibit properties similar to snap-stabilizing algorithms present in [1], i.e., starting from an arbitrary state, the system follows the trace strictly according to its specification.
- The algorithms present in this paper induce a tree among the nodes. They can be transformed into algorithms that require the nodes with number equal to the nodes present in the lowest level. These transformed algorithms are also able to exploit lattice linearity of these operations and converge within the same time complexity bounds.

### 1.2 Organization of the paper

In Section 2, we describe the definitions and notations that we use in this paper. In Section 3, we discuss the related work. We study lattice linearity of multiplication operation in Section 4. We discuss some classic sequential algorithms for modulo in Section 5. Then, in Section 6, we study the lattice linearity modulo operation. Finally, we conclude in Section 7.

## 2 Preliminaries

This paper focuses on multiplication and modulo operations, where the operands are  $n$  and  $m$ . In the computation of  $n \times m$  or  $n \bmod m$ ,  $n$  and  $m$  are the values of these numbers respectively, and  $|n|$  and  $|m|$  are the length of the bitstrings

required to represent  $n$  and  $m$  respectively. If  $n$  is a bitstring, then  $n[i]$  is the  $i^{\text{th}}$  bit of  $n$  (indices starting from 1), and  $n[i : j]$  is equal to the bitstring from  $i^{\text{th}}$  to  $j^{\text{th}}$  bit of  $n$ . For simplicity, we stipulate that  $n$  and  $m$  are of lengths in some power of 2. Since size of  $n$  and  $m$  may be substantially different, we provide complexity results that are of the form  $O(f(n, m))$  in all cases.

One of the ways to compute modulo, that we discuss in Section 5, is by using a precomputed finite state automaton. A finite state automaton [11, p. 1-100]  $M$  is of the form  $M = (Q, \Sigma, \delta, q_0)$ , where  $Q$  is the set of states of  $M$ ,  $\Sigma$  is the alphabet set of  $M$ ,  $\delta$  is the transition function, and  $q_0$  is the initial state of  $M$ .

We assume that we have access to the following string operations: (1)  $\text{append}(a, b)$ , appends  $b$  to the end of  $a$  in  $O(1)$  time, (2)  $a \gg k$ , deletes rightmost  $k$  bits of  $a$  in  $O(k)$  time, and (3)  $a \ll k$ , appends  $k$  zeros to the right of  $a$  in  $O(k)$  time.

## 2.1 Modeling distributed programs

$n \times m$  or  $n \bmod m$  are typically thought of as arithmetic operations. However, when  $n$  and  $m$  are large, we view them as algorithms. In this paper, we view them as parallel/distributed algorithms where the nodes collectively perform computations to converge to the final output. Next, we provide the relevant definitions of a parallel/distributed program that we utilize in this paper.

The parallel/distributed program consists of nodes where each node is associated with a set of variables. A *global state*, say  $s$ , is obtained by assigning each variable of each node a value from its respective domain.  $s$  is represented as a vector such that  $s[i]$  denotes the variables of node  $i$ , where  $s[i]$  itself is a vector of the variables of node  $i$ . A *state space*  $S$  is the set of all possible global states that a given system can obtain under a given algorithm.

Each node is associated with actions. Each action at node  $i$  checks the values of other nodes and updates its own variables. An *action* is of the form  $g \rightarrow a_c$ , where  $g$  is the *guard* (a Boolean predicate involving variables of  $i$  and other nodes) and  $a_c$  is an instruction that updates the variables of  $i$ . A *trace* is a sequence of global states  $\langle s_0, s_1, \dots \rangle$  where  $\forall j \geq 1, s_j$  is obtained by executing some action in  $s_{j-1}$ .

## 2.2 Execution without synchronization.

Typically, we view the computation of an algorithm as a sequence of global states  $\langle s_0, s_1, \dots \rangle$  where  $s_{\ell+1} (\forall \ell \geq 0)$  is obtained by executing some action by one or more nodes in  $s_\ell$ . Under proper synchronization, node  $i$  evaluates its guards on the *current* local states of its neighbours.

For the sake of discussion, assume that only node  $i$  is executing in state  $s_\ell$ . To understand how execution without synchronization works, let  $x(s)$  denote the value of some variable  $x$  in state  $s$ , and let  $\forall \ell \geq 0, s_{\ell+1}$  be the state obtained by executing  $g \rightarrow a_c$  (of process  $i$ ) from  $s_\ell$ . If  $g$  is evaluated without synchronization, then node  $i$  may read old values of some variables. Let the computation prefix until  $s_\ell$  be  $\langle s_0, s_1, \dots, s_\ell \rangle$ . Then, the state may appear to  $i$

as  $s' \neq s_\ell$ , where some values are old. Specifically, the state  $s_\ell$  will appear as  $s'$  where  $x(s') \in \{x(s_0), x(s_1), \dots, x(s_\ell)\}$ . If  $g$  evaluates to false, then the next state will stay to be  $s_\ell$ , which may be incorrect. If, otherwise,  $g$  evaluates to true then node  $i$  will execute  $a_c$ , and the resulting state  $s''$  may not be the same as  $s_{\ell+1}$ , where (1) the state of  $i$  will be  $s''[i]$ , i.e., the value of node  $i$  in state  $s''$ , and (2)  $\forall j \neq i$ , the state of  $j$  will be unchanged, i.e.,  $s_{\ell+1}[j] = s_\ell[j]$ .

### 2.3 Embedding a $<$ -lattice in global states.

Next, we discuss the structure of a partial order in the state space which, under proper constraints, allows an algorithm to converge to an optimal state. To describe the embedding, let that  $s$  denotes a global state, and let that  $s[i]$  denotes the state of node  $i$  in  $s$ . First, we define a total order  $<_l$ ; all local states of a node  $i$  are totally ordered under  $<_l$ . Using  $<_l$ , we define a partial order  $<_g$  among global states as follows:

We say that  $s <_g s'$  iff  $(\forall i : s[i] = s'[i] \vee s[i] <_l s'[i]) \wedge (\exists i : s[i] <_l s'[i])$ . Also,  $s = s'$  iff  $\forall i : s[i] = s'[i]$ . For brevity, we use  $<$  to denote  $<_l$  and  $<_g$ :  $<$  corresponds to  $<_l$  while comparing local states, and  $<$  corresponds to  $<_g$  while comparing global states. We use the symbol ' $>$ ' which is the opposite of ' $<$ ', i.e.,  $s > s'$  iff  $s' < s$ . Similarly, we use symbols ' $\leq$ ' and ' $\geq$ '; e.g.,  $s \leq s'$  iff  $s = s' \vee s < s'$ . We call the lattice, formed from such partial order, a  $<$ -lattice.

**Definition 1.  $<$ -lattice.** Given a total relation  $<_l$  that orders the values of  $s[i]$  (the local state of node  $i$  in state  $s$ ), the  $<$ -lattice corresponding to  $<_l$  is defined by the following partial order:  $s < s'$  iff  $(\forall i \ s[i] \leq_l s'[i]) \wedge (\exists i \ s[i] <_l s'[i])$ .

In the  $<$ -lattice discussed above, we can define the meet and join of two states in the standard way: the meet (respectively, join), of two states  $s_1$  and  $s_2$  is a state  $s_3$  where  $\forall i, s_3[i]$  is equal to  $\min(s_1[i], s_2[i])$  (respectively,  $\max(s_1[i], s_2[i])$ ).

**Remark:** The  $<$ -lattice alone is insufficient for permitting asynchronous execution. Additional constraints are identified in the following part of this section.

By varying  $<_l$  that identifies a total order among the states of a node, one can obtain different lattices. A  $<$ -lattice, embedded in the state space, is useful for permitting the algorithm to execute asynchronously. Under proper constraints on how the lattice is formed, convergence is ensured.

### 2.4 Lattice Linear problems

Next, we discuss *lattice linear problems*, i.e., the problems where the problem statement creates the lattice structure automatically. Such problems can be represented by a predicate that induces a lattice among the states in  $S$ .

In *lattice linear problems*, a problem  $P$  can be represented by a predicate  $\mathcal{P}$  such that for any node  $i$ , if it is violating  $\mathcal{P}$  in some state  $s$ , then it must change its state, otherwise the system will not satisfy  $\mathcal{P}$ . Let  $\mathcal{P}(s)$  be true iff state  $s$  satisfies  $\mathcal{P}$ . A node violating  $\mathcal{P}$  in  $s$  is called a forbidden node. Formally,

**Definition 2.** [5] *Forbidden (local state)*  $\text{FORBIDDEN}(i, s, \mathcal{P}) \equiv \neg\mathcal{P}(s) \wedge (\forall s' > s : s'[i] = s[i] \implies \neg\mathcal{P}(s'))$ .

Definition 2 implies that if a node  $i$  is forbidden in some state  $s$ , then in any state  $s'$  such that  $s' > s$ , if the state of  $i$  remains the same, then the algorithm will not converge. We define lattice linear problems as follows.

**Definition 3.** *Lattice linear problems.* A problem  $P$  is lattice linear iff there exists a predicate  $\mathcal{P}$  and an  $<$ -lattice such that

- $P$  requires that we reach a state where  $\mathcal{P}$  is true, and
- $\mathcal{P}$  is lattice linear with respect to the  $<$ -lattice induced in  $S$  [5], i.e.,  $\forall s : \neg\mathcal{P}(s) \Rightarrow \exists i : \text{FORBIDDEN}(i, s, \mathcal{P})$ .

**Remark:** We study lattice structures that can be induced in multiplication and modulo: we show that multiplication and modulo are lattice linear problems. All the lattice structures that we study in this paper allow self-stabilization: the supremum of the lattice induced in the state space is the optimal state.

## 2.5 Role of Lattice Linearity in Concurrent Execution

Suppose  $\text{FORBIDDEN}(i, s, \mathcal{P})$  is false where  $s'$  is the state of the system observed by node  $i$ . However, the actual state of the system is  $s$ , as other nodes have changed their states and node  $i$  is not aware of it. In this case also, by definition of  $\text{FORBIDDEN}(i, s', \mathcal{P})$ , node  $i$  is still permitted to execute this action.

In a typical program, checking that a guard was true in  $s'$  does not provide any guarantee in determining it is still true in  $s$ . However, if a  $<$ -lattice is induced, then node  $i$  needs to only ensure that it does not execute unless it reads the information from all concerned nodes since its last execution. This means that all the nodes can execute in asynchrony.

## 3 Related Work

**Lattice linear problems:** The notion of representing problems through a predicate under which the states form a lattice was introduced in [5]. We call the problems for which such a representation is possible *lattice linear problems*. Lattice linear problems are studied in [5,6,4], where the authors have studied lattice linearity in, respectively, housing market problem and several dynamic programming problems. Many of these problems are not self-stabilizing.

**Snap-stabilization:** The notion of snap-stabilization was introduced in [1].

**Definition 4.** *Snap-stabilizing algorithms.* An algorithm is snap-stabilizing iff starting from any arbitrary state in the state space, it makes the system follow a trace as per the specification of that system.

For example, the fully lattice linear algorithms [8] follow the trace strictly according to the required specification for any system that initializes in an arbitrary *feasible* state, even if the nodes run asynchronously.

The algorithms that we study in this paper make the system follow a sequence of states that are deterministically predictable because of the underlying lattice structure in the state space. Thus, they exhibit snap-stabilization.

**Modulo:** In [12], authors have presented parallel processing algorithms for inverse, discrete roots, or a large power modulo a number that has only small prime factors. A hardware circuit implementation for mod is presented in [2].

In this paper, we present several parallel processing algorithms which are self-stabilizing. Some require critical preprocessing, and some do not. The general algorithm for modulo (Algorithm 2) utilizes the power of (sequential or parallel) modulo and multiplication operations on smaller operands.

**Multiplication:** In [3], authors presented three parallel implementations of the Karatsuba algorithm for long integer multiplication on a distributed memory architecture. Two of the implementations have time complexity of  $O(n)$  on  $n^{\lg 3}$  processors. The third algorithm has complexity  $O(n \lg n)$  on  $n$  processors.

In this paper, we study lattice linearity of parallelized Karatsuba algorithm.

## 4 Parallelized Multiplication Operation

In this section, we study the parallelization of the classic Karatsuba's algorithm for multiplication [9]. The parallelization was presented in [3]; we study the lattice linearity of this algorithm. First we discuss the idea behind sequential Karatsuba's algorithm, and then we elaborate on its lattice linearity.

### 4.1 Key Idea of the Sequential Karatsuba's Algorithm

In this part, we discuss the sequential Karatsuba's algorithm. The input is a pair of bitstrings  $n$  and  $m$ . This algorithm is recursive in nature. As the base case, if the length of  $n$  and  $m$  equals 1 then, the multiplication result is trivial. When the length is greater than 1, we let  $m = ab$  and  $n = cd$ , where  $a, b, c$  and  $d$  are half the length of  $m$  and  $n$  respectively. Here,  $ab$ , for example, represents concatenation of  $a$  and  $b$ , which equals  $m$ .

Let  $z = 2^{|b|}$ .  $n \times m$  can be computed as  $ac \times z^2 + (ad + bc) \times z + bd$ .  $ad + bc$  can be computed as  $(a + b) \times (c + d) - ac - bd$ . Thus, to compute  $m \times n$ , it suffices to compute 3 multiplications  $a \times c$ ,  $b \times d$  and  $(a + b) \times (c + d)$ . Hence, we can eliminate one of the multiplications. In the following section, we analyse the lattice linearity of the parallelization of this algorithm as described in [3].

### 4.2 The CM parallelization [3] for Karatsuba's protocol

This algorithm induces a tree among the nodes. Every non-leaf node has three children. This algorithm works in two phases, top-down and bottom-up.

In the top-down phase, if  $|m.i| > 1$  or  $|n.i| > 1$  a node  $i$  writes (1)  $a$  and  $c$  to its left child, node  $3i - 1$  ( $m.(3i - 1) = a.i$  and  $n.(3i - 1) = c.i$ ), (2)  $b$  and  $d$  to its middle child, node  $3i$  ( $m.(3i) = b.i$  and  $n.(3i) = d.i$ ), and (3)  $a + b$  and  $c + d$  to its right child, node  $3i + 1$  ( $m.(3i + 1) = a.i + b.i$  and  $n.(3i + 1) = c.i + d.i$ ). If  $|m.i| = |n.i| = 1$ , i.e., in the base case, the bottom-up phase begins and node  $i$  sets  $ans.i = m.i \times n.i$  that can be computed trivially since  $|m.i| = |n.i| = 1$ .

In the bottom-up phase, node  $i$  sets  $ans.i = ans.(3i - 1) \times z^2 + (ans.(3i + 1) - (ans.(3i - 1) + ans.(3i)) \times z + ans.(3i))$ . Notice that multiplication by  $z$  and  $z^2$  corresponds to bit shifts and does not need an actual multiplication. Consequently, the product of  $m \times n$  for node  $i$  is computed by this algorithm. With some book-keeping (storing the place values of most significant bits of  $a + b$  and  $c + d$ ), a node  $i$  only needs to write the rightmost  $\frac{|m.i|}{2}$  and  $\frac{|n.i|}{2}$  bits to its children. Thus, we can safely assume that when a node writes  $m$  and  $n$  to any of its children, then  $m$  and  $n$  of that child are of equal length and are of length in some power of 2. (If we do not do the book-keeping, the number of nodes required increases, this number is upper bounded by  $|n|^{2 \lg 3}$  as the number of levels is upper bounded by  $2 \lg |n|$ ; this observation was not made in [3].) However, we do not show the same in the algorithm for brevity.

This algorithm utilizes *shift* to compute  $z$ . A node  $i$  evaluates *shift.i* by doubling the value of *shift* from its children. A node  $i$  evaluates that it is forbidden because of incorrect value of *shift.i* by evaluating the following macro.

$$\text{FORBIDDEN-MULTIPLICATION-KARATSUBA-SHIFT}(i) \equiv \begin{cases} |m.i| = 1 \wedge |n.i| = 1 \wedge \text{shift}.i \neq 0 & OR \\ \text{shift}.(3i) = \text{shift}.(3i - 1) = 0 \leq \text{shift}.(3i + 1) \wedge \text{shift}.i \neq 1 & OR \\ 0 < \text{shift}.(3i) = \text{shift}.(3i - 1) \leq \text{shift}.(3i + 1) \wedge \text{shift}.i \neq \text{shift}.(3i) * 2. \end{cases}$$

To ensure that the data flows down correctly, we declare a node  $i$  to be forbidden as follows.

$$\text{FORBIDDEN-MULTIPLICATION-KARATSUBA-TOPDOWN}(i) \equiv \begin{cases} i = 1 \wedge (m.i \neq m \vee n.i \neq n) & OR \\ ((|m.i| > 1 \wedge |n.i| > 1) \wedge \\ (m.(3i - 1) \neq m.i \left[ 1 : \frac{|m.i|}{2} \right] & OR \\ n.(3i - 1) \neq n.i \left[ 1 : \frac{|n.i|}{2} \right] & OR \\ m.(3i) \neq m.i \left[ \frac{|m.i|}{2} + 1 : |m.i| \right] & OR \\ n.(3i) \neq n.i \left[ \frac{|n.i|}{2} + 1 : |n.i| \right] & OR \\ m.(3i + 1) \neq m.i \left[ 1 : \frac{|m.i|}{2} \right] + m.i \left[ \frac{|m.i|}{2} + 1 : |m.i| \right] & OR \\ n.(3i + 1) \neq n.i \left[ 1 : \frac{|n.i|}{2} \right] + n.i \left[ \frac{|n.i|}{2} + 1 : |n.i| \right]) & OR \end{cases}$$

To determine if a node  $i$  has stored  $ans.i$  incorrectly, it evaluates to be forbidden as follows.

$$\text{FORBIDDEN-MULTIPLICATION-KARATSUBA-BOTTOMUP}(i) \equiv \begin{cases} |m.i| = 1 \wedge |n.i| = 1 \wedge ans.i \neq m.i \times n.i & OR \\ |m.i| > 1 \wedge |n.i| > 1 \wedge (ans.i \neq ans.(3i-1) \ll shift.i \\ + (ans.(3i+1) - ans.(3i-1) - ans.(3i)) \ll shift.(3i) \\ + ans.(3i+1)) \end{cases}$$

Thus, Algorithm 1 is described as follows:

**Algorithm 1** *Parallel processing version of Karatsuba's algorithm.*

<i>Rules for node <math>i</math>.</i>	
FORBIDDEN-MULTIPLICATION-KARATSUBA-SHIFT( $i$ ) $\rightarrow$	
$\left\{ \begin{array}{l} shift.i = 0 \\ shift.i = 1 \\ shift.i = shift.(3i) \times 2 \end{array} \right.$	$\left\{ \begin{array}{l} \text{if }  m.i  = 1 \wedge  n.i  = 1 \wedge shift.i \neq 0. \\ \text{if } shift.(3i) = shift.(3i-1) = 0 \leq shift.(3i+1) \wedge shift.i \neq 1 \\ \text{otherwise} \end{array} \right.$
FORBIDDEN-MULTIPLICATION-KARATSUBA-TOPDOWN( $i$ ) $\rightarrow$	
$\left\{ \begin{array}{l} m.i = m, n.i = n \\ m.(3i-1) = m.i \left[ 1 : \frac{ m.i }{2} \right] \\ n.(3i-1) = n.i \left[ 1 : \frac{ n.i }{2} \right] \\ m.(3i) = m.i \left[ \frac{ m.i }{2} + 1 :  m.i  \right] \\ n.(3i) = n.i \left[ \frac{ n.i }{2} + 1 :  n.i  \right] \\ m.(3i+1) = m.i \left[ 1 : \frac{ m.i }{2} \right] + m.i \left[ \frac{ m.i }{2} + 1 :  m.i  \right] \\ n.(3i+1) = n.i \left[ 1 : \frac{ n.i }{2} \right] + n.i \left[ \frac{ n.i }{2} + 1 :  n.i  \right] \end{array} \right.$	$\left\{ \begin{array}{l} \text{if } i = 1 \wedge (m.i \neq m \vee n.i \neq n). \\ \text{if } m.(3i-1) \neq m.i \left[ 1 : \frac{ m.i }{2} \right]. \\ \text{if } n.(3i-1) \neq n.i \left[ 1 : \frac{ n.i }{2} \right]. \\ \text{if } m.(3i) \neq m.i \left[ \frac{ m.i }{2} + 1 :  m.i  \right]. \\ \text{if } n.(3i) \neq n.i \left[ \frac{ n.i }{2} + 1 :  n.i  \right]. \\ \text{if } m.(3i+1) \neq m.i \left[ 1 : \frac{ m.i }{2} \right]. \\ \quad + m.i \left[ \frac{ m.i }{2} + 1 :  m.i  \right]. \\ \text{otherwise} \end{array} \right.$
FORBIDDEN-MULTIPLICATION-KARATSUBA-BOTTOMUP( $i$ ) $\rightarrow$	
$\left\{ \begin{array}{l} ans.i = m.i \times n.i \\ ans.i = ans.(3i-1) \ll shift.i + (ans.(3i+1) - ans.(3i-1) \\ - ans.(3i)) \ll shift.(3i) + ans.(3i+1) \end{array} \right.$	$\left\{ \begin{array}{l} \text{if }  m.i  = 1 \wedge  n.i  = 1 \\ \quad \wedge ans.i \neq m.i \times n.i \\ \text{otherwise.} \end{array} \right.$

From the above description, we see that Algorithm 1 satisfies the constraints of lattice linearity. This algorithm executes in  $O(|n|)$  time. Its work complexity is  $O(n^{\lg 3})$ , which is same as the time complexity of the sequential Karatsuba's algorithm. The following example illustrates the working of Algorithm 1.

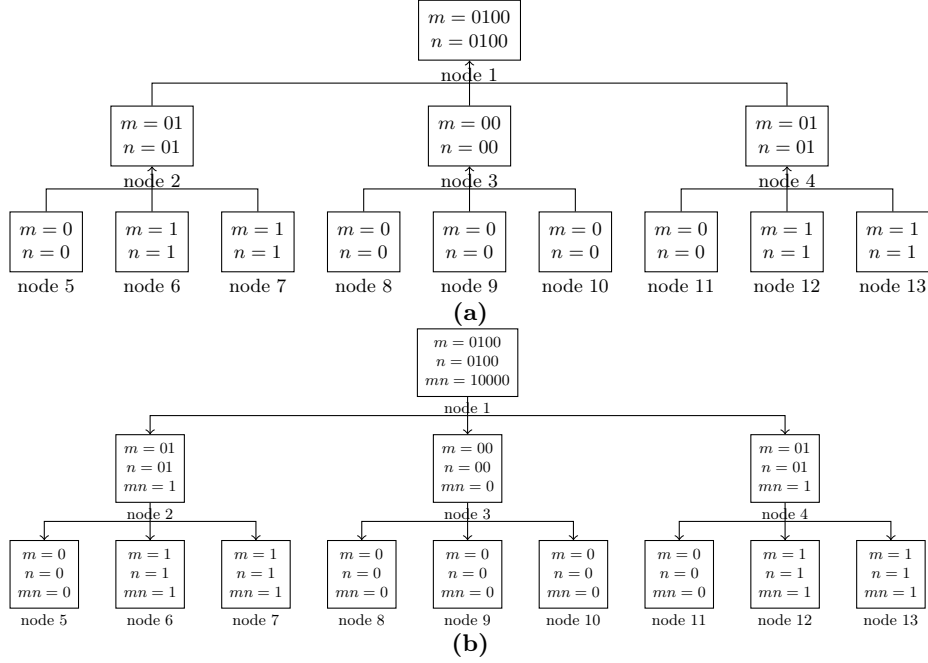
*Example 1.* Figure 1 evaluates  $100 \times 100$  following Algorithm 1. □

**Theorem 1.** *Given the input bitstrings  $n$  and  $m$ , the predicate*

$$\forall i \neg (\text{FORBIDDEN-MULTIPLICATION-KARATSUBA-SHIFT}(i) \vee \text{FORBIDDEN-MULTIPLICATION-KARATSUBA-TOPDOWN}(i) \vee \text{FORBIDDEN-MULTIPLICATION-KARATSUBA-BOTTOMUP}(i))$$

*is lattice linear on  $|n|^{\lg 3}$  threads.*





**Fig. 1.** Demonstration of multiplication of 100 and 100 in base 2: (a) top down (b) bottom up.

*Proof.* Let us assume that node 1 does not have the correct value of  $ans.1 = n \times m$ . This implies that (1) node 1 does not have an updated value in  $n.1$  or  $m.1$ , or (2) node 1 has a non-updated value of  $ans.1$ , (3) node 1 has not written the updated values to  $n.2$  &  $m.2$  or  $n.3$  &  $m.3$  or  $n.4$  &  $m.4$ , (4) node 1 has a non-updated value in  $shift.1$ , or (5) nodes 2, 3 or 4 have incorrect values in their respective  $n$ ,  $m$ ,  $ans$  or  $shift$  variables. In cases (1),..., (4), node 1 is forbidden.

Recursively, this can be extended to any node  $i$ . Let that node  $i$  has stored an incorrect value in  $ans.i$  or  $shift.i$ . Let that  $i > 1$ . Then (1) node  $i$  has a non-updated value in  $shift.i$ ,  $ans.i$ ,  $n.i$  or  $m.i$ , or (2) (if  $m.i > 1$  or  $n.i > 1$ ) node  $i$  has not written updated values to  $n.(3i-1)$  &  $m.(3i-1)$  or  $n.(3i)$  &  $m.(3i)$  or  $n.(3i+1)$  &  $m.(3i+1)$ , in which case node  $i$  is forbidden. In both these cases, node  $i$  is forbidden. It is also possible that at least one of the children of node  $i$  has incorrect values in its respective  $n$ ,  $m$ ,  $ans$  or  $shift$  variables. From these cases, we have that given a global state  $s$ , where  $s = \langle \langle n.1, m.1, ans.1 \rangle, \langle n.2, m.2, ans.2 \rangle, \dots, \langle n.(|n|^{\lg 3}), m.(|n|^{\lg 3}), ans.(|n|^{\lg 3}) \rangle \rangle$ , if  $s$  is forbidden, there is at least one node which is forbidden. This shows that if the global state is forbidden, then there exists some node  $i$  which is forbidden.

Next, we show that if some node is forbidden, then node 1 will not store the correct answer. node 1 is forbidden if it has not read the correct value  $m.1$  and  $n.1$ . Additionally,  $\forall i : i \in [1 : n^{2 \lg 3}]$  node  $i$  is forbidden if (1) it has a

non-updated value in  $ans.i$  or  $shift.i$ , (2)  $i$  has not written the correct values to  $ans.(3i-1)$  or  $ans.(3i)$  or  $ans.(3i+1)$ . This implies that the parent of node  $i$  will also store incorrect value in its  $ans$  or  $shift$  variable. Recursively, we have that node 1 stores an incorrect value in  $ans.1$ . Thus, the global state is forbidden.

**Corollary 1.** *Algorithm 1 computes multiplication of two numbers with  $n^{\lg 3}$  threads without using synchronization.*

In Algorithm 1, we have allowed a parent update its children. It can be transformed such that all nodes update themselves only, which will stay lattice linear. This can be done by making all nodes to copy  $n$  and  $m$  values from their parents update their  $n$  and  $m$  values. With this change, the definition of FORBIDDEN-MULTIPLICATION-KARATSUBA-TOPDOWN( $i$ ) will change accordingly.

## 5 Modulo: some classic sequential models

In this section, we discuss some sequential algorithms for computing  $n \bmod m$ . We consider two instances, one where both  $n$  and  $m$  are inputs and another where  $n$  is an input but  $m$  is hardcoded. We utilize these algorithms in Section 6.

The latter algorithm is motivated by algorithms such as RSA [10] where the value of  $n$  changes based on the message to be encrypted/decrypted, but the value of  $m$  is fixed once the keys are determined. Thus, some pre-processing can potentially improve the performance of the modulo operation; we observe that certain optimizations are possible. While the time and space complexities required for preprocessing in this algorithm are high, thereby making it impractical, it demonstrates a gap between the lower and upper bound in the complexity.

### 5.1 Modulo by Long Division

The standard long-division algorithm for computing  $n \bmod m$  is as shown below.

```
DIVISION-MODULO( $n, m$ ):
   $ans = n[1 : |m| - 1]$ ,  $i = |m|$ .
  while ( $i < |n|$ ), { $ans = append(ans, n[i])$ ; if  $ans > m$ , then  $ans = ans - m$ ;  $i++$ }.
  Return  $ans$ .
```

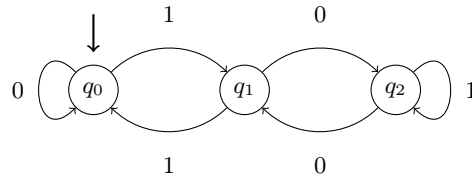
Clearly, the number of iterations in this algorithm is bounded by  $|n|$ . In each of these iterations, the worst case complexity is  $O(|m|)$  to perform the subtraction operation. Thus, the time complexity of standard long division is  $O(|n| \times |m|)$  when  $m$  and  $n$  are both inputs to the algorithm.

### 5.2 Modulo by constructing DFA

If the value of  $m$  is hardcoded in the algorithm, we use it to reduce the cost of the modulo operation by creating a DFA  $M = (Q, \Sigma, \delta, q_0)$  where  $Q = \{q_0..q_{m-1}\}$ . If  $M$  has read the first  $k$  digits of  $n$  then its state would be  $n[1 : k] \bmod m$ . When  $M$  reads the next digit of  $n$ ,  $n[1 : (k+1)] \bmod m$  is evaluated depending on the

next digit. If the next digit is 0, the next state would be  $(2 \times (n[1 : k] \bmod m)) \bmod m$ , otherwise, it would be  $(2 \times (n[1 : k] \bmod m) + 1) \bmod m$ . Since the value of  $m$  is hardcoded, this DFA can be pre-computed. As an example, for  $m = 3$ , the corresponding DFA is in the following example.

*Example 2.* A finite automaton  $M_3$  computing  $n \bmod 3$  ( $m = 3$  is fixed) for any  $n \in \mathbb{N}$  is shown in Figure 2.  $\square$



**Fig. 2.** A finite automaton  $M_3$  computing  $n \bmod 3$  for any  $n \in \mathbb{N}$ .

With this DFA, the cost of computing the modulo operation corresponds to one DFA transition for each digit of  $n$ . Hence, the complexity of the corresponding operation is  $O(|n|)$ .  $M$  does not have any accepting states, unlike any usual finite automaton. The final state of  $M$  only tells us the value of the remainder which we would obtain after the computation of the expression  $n \bmod m$ . We define the construction of the transition table  $\delta$  of  $M$  in Figure 3.

While this approach takes  $|n|$  steps, each step taking a constant amount of time, the time complexity (as well as the space complexity) of the required preprocessing is  $O(m \times |m|)$ , which is very high. Therefore, this approach is not practical when  $m$  is large. However, we consider it to observe that we obtain a time complexity of  $O(|n|)$  to run this automaton to evaluate for the modulo operation if  $m$  can be hardcoded.

## 6 Parallel processing modulo operation

In this section, we present a parallel processing algorithm to compute  $n \bmod m$  using  $4 \times |n|/|m| - 1$  processors. This method induces a binary tree among the computation nodes based on their ids; there are  $2 \times |n|/|m|$  processors in the lowest level (level 1). This algorithm uses three variables to represent the state of each node  $i$ :  $shift.i$ ,  $pow.i$  and  $ans.i$ .

**Computation of  $shift.i$ :** The variable  $shift$  stores the required power of 2. The value of  $shift$  at any node at level 1 is 0. At level 2, the value of  $shift$  at any node is  $|m|/2$ . At any higher level, the value of  $shift$  is twice the value of shift of its children. FORBIDDEN-LOG-MODULO-SHIFT, in this context, is defined below.

Elaborated definition of  $\delta$ .

1.  $v = 0$ .  $m_{1/2} = m \gg 1$ .  
 $b = \text{last bit of } m$ .
2. **for** each  $i : 0 \leq i \leq m_{1/2}$ ,
3.  $\delta(q_i, 0) = q_v$ .  $v = v + 1$ .
4.  $\delta(q_i, 1) = q_v$ .  $v = v + 1$ .
5. **if**  $b = 1$ , then  
// $m - 1$  is even, so  
// $m - 1$  is  $2 + 2 \times (m_{1/2} - 1)$   
//assuming that  $i = m_{1/2} + 1$  now
6.  $\delta(q_i, 0) = q_v$ .  $v = v + 1$ .
7.  $v = 0$ .
8.  $\delta(q_i, 1) = q_v$ .  $v = v + 1$ .
9.  $i = i + 1$ .
10. **else**, then
11.  $v = 0$ .
12. **for** each  $m_{1/2} + 1 \leq i : i \leq m$ ,
13.  $\delta(q_i, 0) = q_v$ .  $v = v + 1$ .
14.  $\delta(q_i, 1) = q_v$ .  $v = v + 1$ .

**Fig. 3.** Definition of the transition function  $\delta$ .

$$\text{FORBIDDEN-LOG-MODULO-SHIFT}(i) \equiv \begin{cases} \text{shift}.i \neq 0 & \text{if } i \geq 2 \times \lfloor n/|m| \rfloor \\ \text{shift}.i \neq |m|/2 & \text{if } \text{shift}.(2i) = \text{shift}.(2i + 1) = 0 \\ \text{shift}.i \neq 2 \times \text{shift}.(2i) & \text{if } \text{shift}.(2i) = \text{shift}.(2i + 1) \geq |m| \end{cases}$$

**Computation of  $\text{pow}.i$ :** The goal of this computation is to set  $\text{pow}.i$  to be  $2^{\text{shift}.i} \bmod m$ , whenever  $\text{level}.i \geq 2$ . This can be implemented using the following definition for FORBIDDEN-LOG-MODULO-POW.

$$\text{FORBIDDEN-LOG-MODULO-POW}(i) \equiv \begin{cases} \text{pow}.i \neq 1 & \text{if } \text{shift}.i = 0 \\ \text{pow}.i \neq 2^{\frac{|m|}{2}} & \text{if } \text{shift}.i = |m|/2 \\ \text{pow}.i \neq (\text{pow}.(2i))^2 \bmod m & \text{otherwise} \end{cases}$$

By definition,  $\text{pow}.i$  is less than  $m$ . Also, computation of  $\text{pow}$  requires multiplication of two numbers that are bounded by  $|m|$ . Hence, this calculation can benefit from parallelization of Algorithm 1. However, as we will see later that the complexity of this algorithm (for modulo) is dominated by the modulo operation happening in individual nodes which is  $O(|m|^2)$ , we can use the sequential version of Karatsuba's algorithm for multiplication as well, without affecting the order of the time complexity of this algorithm.

**Computation of  $ans.i$ :** We split  $n$  into strings of size  $\frac{|m|}{2}$ . Clearly, the number representing this substring is less than  $m$ . At the lowest level (level 1),  $ans.i$  is set to the corresponding substring. At higher levels,  $ans.i$  is set to  $(pow.i \times ans.(2i) + ans.(2i + 1)) \bmod m$ . This computation also involves multiplication of two numbers whose size is upper bounded by  $|m|$ . A forbidden node  $i$  from a non-updated  $ans.i$  can be evaluated using FORBIDDEN-LOG-MODULO-ANS( $i$ ).

$$\text{FORBIDDEN-LOG-MODULO-ANS}(i) \equiv \begin{cases} ans.i \neq n[(i - 2 \times \frac{|n|}{|m|}) \times \frac{|m|}{2} + 1 : (i - 2 \times \frac{|n|}{|m|} + 1) \times \frac{|m|}{2}] & \text{if } shift.i = 0 \\ ans.i \neq \text{MOD}(\text{SUM}(\text{MUL}(ans.(2i), pow.i), ans.(2i + 1)), m) & \text{otherwise} \end{cases}$$

We describe the algorithm as Algorithm 2.

**Algorithm 2** *Modulo computation by inducing a tree among the nodes.*

Rules for node  $i$ .

FORBIDDEN-LOG-MODULO-SHIFT( $i$ )  $\rightarrow$

$$\begin{cases} shift.i = 0 & \text{if } i \geq 2 \times |n|/|m| \\ shift.i = \frac{|m|}{2} & \text{if } shift.(2i) = shift.(2i + 1) = 0 \\ shift.i = 2 \times shift.(2i) & \text{if } shift.(2i) = shift.(2i + 1) \geq |m| \end{cases}$$

FORBIDDEN-LOG-MODULO-POW( $i$ )  $\rightarrow$

$$\begin{cases} pow.i = 1 & \text{if } shift.i = 0 \\ pow.i = 2^{\frac{|m|}{2}} & \text{if } shift.i = |m|/2 \\ pow.i = \text{MOD}(\text{MUL}(pow.i, pow.i), m) & \text{otherwise} \end{cases}$$

FORBIDDEN-LOG-MODULO-ANS( $i$ )  $\rightarrow$

$$\begin{cases} ans.i = n[(i - 2 \times \frac{|n|}{|m|}) \times \frac{|m|}{2} + 1 : (i - 2 \times \frac{|n|}{|m|} + 1) \times \frac{|m|}{2}] & \text{if } shift.i = 0 \\ ans.i = \text{MOD}(\text{SUM}(\text{MUL}(ans.(2i), pow.i), ans.(2i + 1)), m) & \text{otherwise} \end{cases}$$

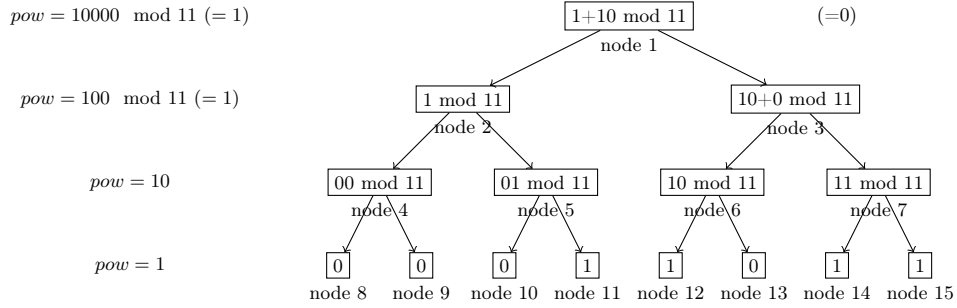
The following example demonstrates the working of Algorithm 2.

*Example 3.* Figure 4 shows the computation of  $11011 \bmod 11$  as performed by Algorithm 2. □

## 6.1 Proof of correctness.

**Theorem 2.** *Given the input bitstrings  $n$  and  $m$ , the predicate*

$$\forall i \neg (\text{FORBIDDEN-LOG-MODULO-SHIFT}(i) \vee \text{FORBIDDEN-LOG-MODULO-POW}(i) \vee \text{FORBIDDEN-LOG-MODULO-ANS}(i))$$



**Fig. 4.** Processing 11011 mod 11 following Algorithm 2.

is lattice linear on  $4\lfloor n/|m| \rfloor - 1$  threads.

*Proof.* Let us assume that node 1 has incorrect value in  $ans.1$ . This implies that (1) node 1 has a non-updated value in  $shift.i$  or  $pow.i$ , or (2) node 1 does not have an updated value in  $ans.i$ . In both these cases node 1 is forbidden. It is also possible that node 2 or node 3 have an incorrect value in their variables.

Recursively, this can be extended to any node  $i$ . Let that node  $i$  has stored an incorrect value in  $ans.i$ . If  $i < 2(\lfloor n/|m| \rfloor)$ , then (1) node  $i$  has a non-updated value in  $ans.i$   $pow.i$  or  $shift.i$ , in which case node  $i$  is forbidden or (2) node  $2i$  or node  $2i + 1$  have incorrect value in their respective  $shift$ ,  $pow$  or  $ans$  variables. If  $i \geq 2(\lfloor n/|m| \rfloor)$ , then  $i$  do not have values  $shift.i = 0$ ,  $pow.i = 1$  or a correct  $ans.i$  value, in which case  $i$  is forbidden. From these cases, we have that given a global state  $s$ , where  $s = \langle \langle shift.1, pow.1, ans.1 \rangle, \langle shift.2, pow.2, ans.2 \rangle, \dots, \langle shift.(4\lfloor n/|m| \rfloor - 1), pow.(4\lfloor n/|m| \rfloor - 1), ans.(4\lfloor n/|m| \rfloor - 1) \rangle \rangle$ , if  $s$  is forbidden, there is at least one node which is forbidden.

This shows that if the global state is forbidden, then there exists some node  $i$  which is forbidden.

Next, we show that if some node is forbidden, then node 1 will not store the correct answer.  $\forall i : i \in [1 : 4\lfloor n/|m| \rfloor - 1]$  node  $i$  is forbidden if it has a non-updated value in  $ans.i$ ,  $pow.i$  or  $shift.i$ . This implies that the parent of node  $i$  will also store incorrect value in its  $ans$  variable. Recursively, we have that node 1 stores an incorrect value in  $ans.1$ , and thus the global state is forbidden.

**Corollary 2.** Algorithm 2 computes multiplication of two numbers with  $n^{\lg 3}$  threads without using synchronization.

## 6.2 Time complexity analysis

Algorithm 2 is a general algorithm that uses the  $MOD(MUL(\dots))$  and  $MOD(SUM(\dots))$ . These functions can be implemented in different ways. Choices for these implementations affect the time complexity, which we discuss as follows.

**Modulo via Long Division.** First, we consider the standard approach for computing  $\text{MOD}(\text{MUL}(\dots))$  and  $\text{MOD}(\text{SUM}(\dots))$ . Observe that in Algorithm 2, if we compute  $\text{MOD}(\text{MUL}(x, y))$  then  $x, y < m$ . Hence, we can use Karatsuba’s parallelized algorithm from Section 4 where the input numbers are less than  $m$ . Using the analysis from Section 4, we have that each multiplication operation has a time complexity of  $O(|n|)$ .

Subsequently, to compute the mod operation, we need to compute  $xy \bmod m$  where  $xy$  is upto  $2|m|$  digits long. Using the standard approach of long division, we will need  $m$  iterations where in each iteration, we need to do a subtraction operation with numbers that  $|m|$  digits long. Hence, the complexity of this approach is  $O(|m|^2)$  per modulo operation. Since this complexity is higher than the cost of multiplication, the overall time complexity is  $O(|m|^2 \times \lg(|n|/|m|))$ .

This approach uses  $m$  and  $n$  as inputs. Next, we consider the case where  $m$  is hardcoded. As discussed in Section 5, these problems occur in practice. Similar to Section 5.2, the pre-processing required in these algorithms makes them impractical in practice. However, we present them to provide lower bounds on the complexity of the modulo operation when  $m$  is hardcoded, and to show that there is a potential to reduce the complexity.

**Modulo by using  $M$ .** We can use Algorithm 1 for multiplication; each multiplication operation will have a time complexity of  $O(|m|)$ . Subsequently, to compute the mod operation, we need to compute  $xy \bmod m$  where  $xy$  is upto  $2|m|$  digits long. Using  $M$ , we will need  $2|m|$  iterations; each iteration takes a constant amount of time. Hence, the complexity of this approach is  $O(|m|)$  per modulo operation. Thus, the overall time complexity is  $O(|m| \times \lg(|n|/|m|))$ .

**Modulo by Constructing Transition Tables.** If  $m$  is fixed, we can create a table  $\delta_{sum}$  of size  $m \times m$  where an entry at location  $(i, j)$  represents  $i + j \bmod m$  in  $O(m^2)$  time. Using  $\delta_{sum}$ , we can create another transition table  $\delta_{mul}$  of size  $m \times m$  where an entry at location  $(i, j)$  represents  $i \times j \bmod m$  in  $O(m^2)$  time. Using  $\delta_{mul}$ , the time complexity of a  $\text{MOD}(\text{MUL}(\dots))$  operation becomes  $O(1)$ . Hence, the overall complexity of the modulo operation becomes  $O(\lg(|n|/|m|))$ .

## 7 Conclusion

Multiplication and modulo operations are among the fundamental mathematical operations. Fast parallel processing algorithms for such operations reduce the execution time of the applications which they are employed in. In this paper, we showed that these problems are lattice linear. In this context, we studied an algorithm by Cesari and Maeder [3] which is a parallelization of Karatsuba’s algorithm for multiplication. In addition, we presented a parallel processing algorithm for the modulo operation.

Presence of lattice linearity in problems and algorithms allow nodes to execute asynchronously, where they can perform executions based on old data of

other nodes. This is specifically valuable in parallel algorithms where the overhead of synchronization can be very high.

In these algorithms, even if the initial states of the nodes are arbitrary, the system follows the trace strictly according to its specification, and within the same time complexity bounds. This property is the same as that envisioned in snap-stabilization [1]. When viewed with the fact that the algorithms are also lattice linear, this implies that the supremum state in the lattice is also the optimal state.

## References

1. A. Bui, A.K. Datta, F. Petit, and V. Villain. State-optimal snap-stabilizing pif in tree networks. In *Proceedings 19th IEEE International Conference on Distributed Computing Systems*, pages 78–85, 1999.
2. J.T. Butler and T. Sasao. Fast hardware computation of  $x \bmod z$ . In *2011 IEEE International Symposium on Parallel and Distributed Processing Workshops and Phd Forum*, pages 294–297, 2011.
3. Giovanni Cesari and Roman Maeder. Performance analysis of the parallel karatsuba multiplication algorithm for distributed memory architectures. *Journal of Symbolic Computation*, 21(4):467–473, 1996.
4. Vijay Garg. A lattice linear predicate parallel algorithm for the dynamic programming problems. In *23rd International Conference on Distributed Computing and Networking, ICDCN 2022*, page 72–76, New York, NY, USA, 2022. Association for Computing Machinery.
5. Vijay K. Garg. Predicate detection to solve combinatorial optimization problems. In Christian Scheideler and Michael Spear, editors, *SPAA '20: 32nd ACM Symposium on Parallelism in Algorithms and Architectures, Virtual Event, USA, July 15-17, 2020*, pages 235–245. ACM, 2020.
6. Vijay K. Garg. A lattice linear predicate parallel algorithm for the housing market problem. In Colette Johnen, Elad Michael Schiller, and Stefan Schmid, editors, *Stabilization, Safety, and Security of Distributed Systems*, pages 108–122, Cham, 2021. Springer International Publishing.
7. Arya Tanmay Gupta and Sandeep S. Kulkarni. Extending lattice linearity for self-stabilizing algorithms. In Colette Johnen, Elad Michael Schiller, and Stefan Schmid, editors, *Stabilization, Safety, and Security of Distributed Systems*, pages 365–379, Cham, 2021. Springer International Publishing.
8. Arya Tanmay Gupta and Sandeep S. Kulkarni. Brief announcement: Fully lattice linear algorithms. In *Stabilization, Safety, and Security of Distributed Systems: 24th International Symposium, SSS 2022, Clermont-Ferrand, France, November 15–17, 2022, Proceedings*, page 341–345, Berlin, Heidelberg, 2022. Springer-Verlag.
9. A. Karatsuba and Y. Ofman. Multiplication of many-digital numbers by automatic computers. *Doklady Ak- ademii Nauk SSSR*, 14(145):293–294, 1962.
10. R. L. Rivest, A. Shamir, and L. Adleman. A method for obtaining digital signatures and public-key cryptosystems. *Commun. ACM*, 21(2):120–126, feb 1978.
11. Michael Sipser. *Introduction to the Theory of Computation*. Cengage Learning, 3 edition, 2013.
12. Thomas Zeugmann. Highly parallel computations modulo a number having only small prime factors. *Information and Computation*, 96(1):95–114, 1992.