

TEAM DETR: GUIDE QUERIES AS A PROFESSIONAL TEAM IN DETECTION TRANSFORMERS

Tian Qiu[†], Linyun Zhou[†], Wenxiang Xu[†], Lechao Cheng^{††*}, Zunlei Feng[†], Mingli Song[†]

[†] Zhejiang University
^{††} Zhejiang Lab

ABSTRACT

Recent proposed DETR variants have made tremendous progress in various scenarios due to their streamlined processes and remarkable performance. However, the learned queries usually explore the global context to generate the final set prediction, resulting in redundant burdens and unfaithful results. More specifically, a query is commonly responsible for objects of different scales and positions, which is a challenge for the query itself, and will cause spatial resource competition among queries. To alleviate this issue, we propose Team DETR, which leverages query collaboration and position constraints to embrace objects of interest more precisely. We also dynamically cater to each query member’s prediction preference, offering the query better scale and spatial priors. In addition, the proposed Team DETR is flexible enough to be adapted to other existing DETR variants without increasing parameters and calculations. Extensive experiments on the COCO dataset show that Team DETR achieves remarkable gains, especially for small and large objects. Code is available at <https://github.com/horrible-dong/TeamDETR>.

Index Terms— object detection, DETR, query, interpretability, collaboration

1. INTRODUCTION

Object detection is an essential task in computer vision. Most classical detectors, such as the R-CNN [1, 2, 3, 4] and YOLO [5, 6, 7, 8] series, are of convolutional architectures and have achieved remarkable performance. However, these detectors have disadvantages such as complex structure, dense prediction, and non-end-to-end. Recently, the DETR (DEtection TRansformer) [9] has introduced a more straightforward end-to-end approach, modeling object detection as a set prediction problem without NMS.

Many follow-up works are devoted to increasing query interpretability. A query is now decoupled into a content and a spatial one [10]. The spatial query is modeled as an anchor point [10, 11] or anchor box [12], continuously updated during training. However, the current works only give a query an explicit physical meaning. The division of labor for queries is still unclear. A query is commonly responsible for objects of different scales and positions. It is a challenge for the query itself, and there will also be spatial resource competition among queries.

In this paper, we are dedicated to effectively guiding the queries as a professional team. Without increasing parameters and calculations, we strengthen the division of labor among queries by assigning functions to queries in terms of scale and space.

As shown in Fig.1(a), the same query will be assigned to objects with excessive scale variance in different images, which poses




Fig. 1: The prediction box distribution of queries with different anchor box scales. In anchor box-based DETR variants (a) [12, 13, 14], a spatial query is specified as an anchor box (in the figure, the black box). Without particular constraints on query behavior, it will result in excessive prediction scale variance. Besides, the management area of each query is relatively large. When two anchor boxes are close together, it will inevitably cause competition for spatial resources. Our proposed Team DETR (b) addresses the above issues by specifying the division of labor for queries.

a challenge for the learning process. We group queries at the decoder side and specify that each group is only responsible for objects within a specific scale range. The queries that are responsible for the same scale range will work together to find the optimal match. Moreover, also shown in Fig.1(a), queries are all in charge of a relatively large area. This leads to resource competition at the edges of their assigned areas, which hinders the development of the team. For this reason, we present position constraints to make their respective areas of responsibility more focused and avoid unnecessary internal conflicts. Furthermore, we dynamically extract each query’s prediction preferences, providing it with improved scale and spatial priors.

Our contribution is the proposal of a Team DETR, which incorporates a new framework for query collaboration, guiding queries as a professional team. In terms of scale and spatial position, the functions of team members are assigned and constrained in a reasonable manner and are dynamically adjusted to accommodate the members’ preferences. Team DETR can be seamlessly integrated into other existing DETR variants without any increase in parameters or calculations. Experiments show that Team DETR achieves a significant improvement, particularly for small and large objects. Under the 1x setting and using ResNet-50 [15] as the backbone, Team DETR has a +1.6 AP improvement over DAB-DETR [12], with a +2.0 AP gain for small objects and a +3.2 AP improvement for large objects. On the stronger single-stage DINO [14], Team DETR achieves +1.8 AP, among which +4.4 AP for small objects. Fig. 1(b) shows the prediction box distribution of queries in Team DETR.

*Corresponding author.

2. RELATED WORK

2.1. Classical anchor-based detectors

Classical object detectors that use anchor-based architecture have a spatial prior reinforced by the preset anchors. In the past, the term "anchor" specifically refers to the anchor box, and the methods that do not use anchor boxes are collectively called the anchor-free method. However, with technological advancements, the definition of the term "anchor" has expanded to encompass both anchor boxes and anchor points. The classical detectors based on the anchor box include the R-CNN series [1, 2, 3, 4], SSD [16] YOLOv2-v4 [6, 7, 8], and RetinaNet [17]. These methods use dense anchor boxes of varying scales to accommodate objects of varying sizes and positions. Detectors such as YOLOv1 [5], FCOS [18], FoveaBox [19], and CenterNet [20] start from the 2D anchor point and directly predict the distance from the point to the box's border. The anchor-based classical detector significantly improves the convergence speed and accuracy due to a large amount of spatial prior.

2.2. DETR series

Recently, DETR [9] has provided a new solution for object detection. The DETR encoder fuses image features, and the decoder matches the objects from the image features by defining 100 queries. The one-to-one assignment does not need NMS and achieves the true end-to-end. However, the original DETR converges very slowly. Subsequent improvements to DETR mainly focus on the query's interpretability. Conditional DETR [10] decouples the query into a content and a spatial one, which significantly accelerates the convergence of the model. In Conditional DETR [10] and Anchor DETR [11], the spatial query is obtained by mapping an anchor point to a high-dimensional space, which provides a better position prior. DAB-DETR [12] offers a deeper understanding of the role of queries. The 2D anchor point is extended to the 4D anchor box and dynamically updates layer by layer in the decoder. Based on DAB-DETR, DN-DETR [13] introduces query denoising to accelerate convergence. DINO [14] further introduces contrastive denoising to achieve state-of-the-art. The above methods have contributed a lot to the interpretability of the query itself. Nevertheless, the division of labor for queries is still unclear. Our work is to address this issue.

3. METHOD

We propose Team DETR, which improves queries on the decoder side without adding extra parameters or calculations. The core idea of queries is to function as a team, making team management crucial. It is essential to define the division of labor among query members clearly. According to the object scale, we group query members, and each group is responsible for predicting objects within a scale range. The group members work together to determine the optimal match for the target objects. In terms of spatial position, we impose positional constraints on the team members to limit their focus to specific areas in the image. To maximize the capabilities of each team member, we dynamically analyze each query's prediction preference and update the anchor accordingly.

Fig. 2 shows Team DETR's framework. We follow the basic architecture of DETR and make improvements based on DAB-DETR. Since we only improve the spatial query, in the following, the query specifically refers to the spatial query. Next, we will elaborate on each part of the teamwork.

3.1. Scale-wise grouping

As illustrated in Fig. 1(a), in the absence of guidance, a query has to predict objects with excessive scale variance, which invisibly increases its learning difficulty. Therefore, we propose a scale-wise grouping approach. The original queries are divided into groups, each responsible for predicting objects within a specific scale range.

Firstly, specify K groups for the scale ranges, denoted as \mathbb{S} .

$$\mathbb{S} = \{S_k | k = 0, 1, \dots, K - 1\} \quad (1)$$

$$S_k = \left(s_k^{min}, s_k^{max} \right] \quad (2)$$

$\left(s_k^{min}, s_k^{max} \right]$ is the scale range of the k -th group. Here, we employ relative scales instead of absolute scales commonly used in convolutional detectors. The explanation is that the attention [21] is different from the convolution. The convolution is to extract local features, while the attention is to extract global features. Therefore, in transformers, it is unreasonable to use absolute scales. So guarantee that

$$\bigcup_{k=0}^{K-1} S_k = (0, 1] \quad (3)$$

N is the number of queries. Divide them into K groups correspondingly. \mathbb{N} denotes the number of queries in each group.

$$\mathbb{N} = \{n_k | k = 0, 1, \dots, K - 1\} \quad (4)$$

n_k is manually specified. Guarantee that

$$\sum_{k=0}^{K-1} n_k = N \quad (5)$$

\mathbb{Q} denotes the query sets after grouping.

$$\mathbb{Q} = \{Q_k | k = 0, 1, \dots, K - 1\} \quad (6)$$

$$Q_k = \{q_0, q_1, \dots, q_{n_k-1}\} \quad (7)$$

q_i is the i -th query obtained by mapping the anchor box A_i to a high-dimensional space through sinusoidal positional encoding and MLP:

$$q_i = MLP(PE_{sin}(A_i)) \quad (8)$$

where the anchor box $A_i = (x_i, y_i, w_i, h_i)$. $x_i, y_i, w_i, h_i \in \mathbb{R}$, $q_i \in \mathbb{R}^D$, and D is q_i 's dimension. When initializing anchor boxes, all anchors' center points (x, y) are randomly and uniformly distributed in the image. For the k -th group, $w = h = (s_k^{min} + s_k^{max}) / 2$.

Obj is all the objects in the image. We stipulate that the k -th group of queries Q_k is responsible for (\supseteq) objects within the k -th scale range S_k :

$$Q_k \supseteq Obj_{\in S_k} \quad (9)$$

Decomposing a problem into multiple sub-problems is the idea of divide and conquer. This way, each query's prediction scale variance will be greatly reduced. After the above preparations, the queries will be fed into the transformer decoder, performing self-attention and cross-attention with image features. Self-attention allows queries to communicate with each other, preparing for the subsequent matching objects in cross-attention. Queries within the same group can communicate freely, but in order to prevent interference from irrelevant information, communication between members from different groups is restricted. Thus, we define the attention mask $M = [m_{ij}]_{N \times N}$. For the g -th group,

$$m_{ij} = \begin{cases} False, & \text{if } \sum_{k=0}^{g-1} n_k \leq i, j < \sum_{k=0}^g n_k \\ True, & \text{otherwise} \end{cases} \quad (10)$$

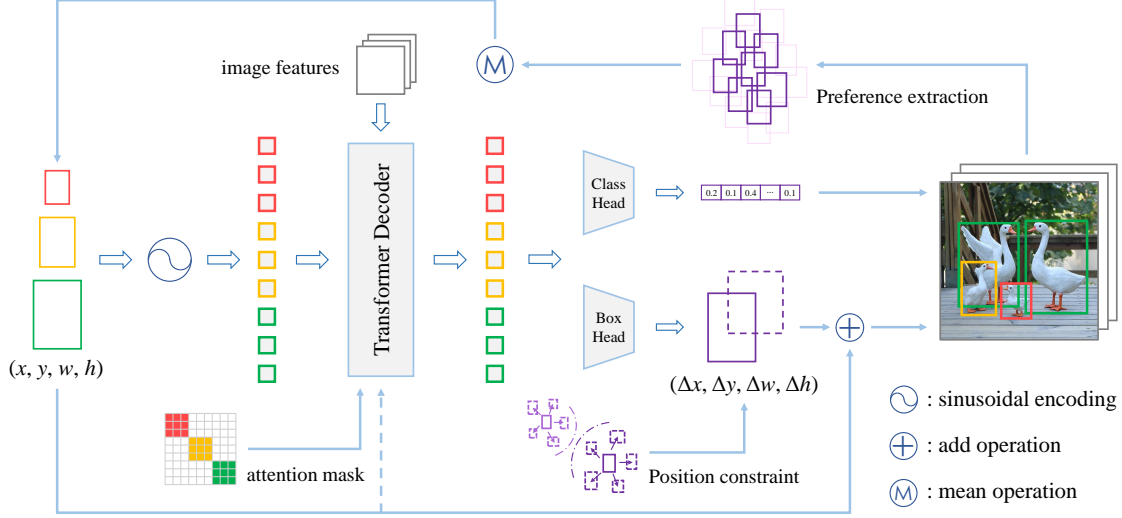


Fig. 2: The framework of the proposed Team DETR, which is based on the basic architecture of DAB-DETR. The CNN backbone is used to extract image features, which are then fused by the transformer encoder. The decoder utilizes several learned queries to match objects for the image features. A query is represented as an anchor box (x, y, w, h) and is dynamically updated based on the offset $(\Delta x, \Delta y, \Delta w, \Delta h)$ predicted by each layer of the decoder. Building upon this, we introduce a query teamwork approach in which the queries are grouped, and each group is responsible for objects within a specific scale range. To avoid resource competition, the management area of each query is limited. Furthermore, the prediction preferences of each query are dynamically extracted, and the anchor is updated accordingly.

Here, $\sum_{k=0}^{-1} n_k = 0$. $m_{ij} = True$ means the i -th query cannot see the j -th query.

\mathcal{F} is the DETR model, I is the image, \mathcal{H} is the Hungarian matching, and the matching result is

$$\delta(Q, Obj) = \bigoplus_{k=1}^K \mathcal{H}(\mathcal{F}(Q_k, M, I), Obj \in S_k) \quad (11)$$

where \bigoplus means joining the matching results of each group.

3.2. Position constraint

Initializing the query with the anchor box can obtain the spatial position prior. As shown in Fig. 3(a), we observe that the prediction boxes with higher confidence rankings tend to be distributed near the center of the anchor box. When queries are close to each other, resource competition is likely to occur at the edge of the management area due to the high number of queries. These internal conflicts result in low confidence rankings of prediction boxes near the edges. Therefore, we limit the predictions of the queries to a specific area close to the center of the anchor box to reduce competition and increase the number of prediction boxes with higher confidence rankings.

\hat{B}_i is the prediction box of the i -th query q_i . When the distance between the center point of \hat{B}_i and A_i exceeds the threshold η , a penalty is imposed on \hat{B}_i . σ is the number of boxes to be penalized. The loss function is expressed as

$$\mathcal{L}_{pos} = \frac{1}{\sigma} \sum_{i=0}^{N-1} \mathbb{1}_{\{\|\hat{B}_i^{x,y} - A_i^{x,y}\|_2 > \eta\}} \|\hat{B}_i^{x,y} - A_i^{x,y}\|_2 \quad (12)$$

3.3. Preference extraction

Team members will bring out their respective strengths when performing tasks. As shown in Fig. 3(b), each query has its preference

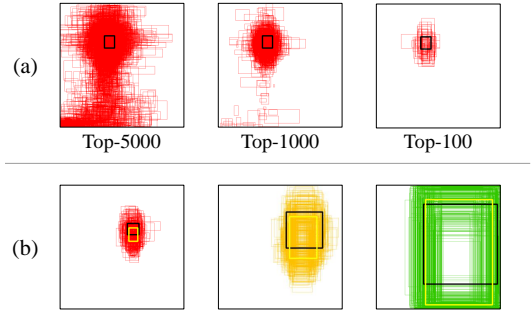


Fig. 3: (a) Box predictions of a query. The prediction boxes with higher confidence rankings tend to be distributed near the center of the anchor box. (b) Each query has its preference for the prediction box's scale, shape, and position. The black box is the initial anchor, and the yellow box is the updated anchor obtained by taking the mean value of the prediction boxes with high confidence, representing the query's prediction preference.

for the prediction box's scale, shape, and position. In order to better tap their potential, we extract the query's prediction preference from the prediction boxes with high confidence and use this preference as the new anchor box. Preference extraction dynamically updates the prior. It is performed in the validation process after each epoch. \mathbb{B}_i is the set of prediction boxes for q_i in all validation images. Pick out the τ boxes with the highest confidence from \mathbb{B}_i , and take their mean value to get the fused box \check{A}_i . \check{A}_i is q_i 's preference, used as the updated anchor box. It can be expressed as

$$A_i \leftarrow \check{A}_i = \frac{1}{\tau} \sum \mathbb{B}_i^{\downarrow \tau_{conf}} \quad (13)$$

This statistical process does not introduce the validation label and is done by the way during the validation, whose calculation cost is

Table 1: Main results for Team DETR on COCO val2017. R50 / R101 denote using ResNet-50 / ResNet-101 [15] as the backbone. Our Team DETR is adapted to DAB-based DETRs, including DAB-DETR and its follow-ups, DN-DETR, and the current state-of-the-art DINO. They all achieve impressive boosts, especially for small and large objects.

Model	w/ Team DETR	Epochs	AP	AP ₅₀	AP ₇₅	AP _s	AP _m	AP _l	Params	GFLOPs
DETR-R50 [9]		12	21.1	37.9	20.4	6.3	21.4	34.9	41M	86
Anchor DETR-R50 [11]		12	30.8	51.3	31.9	13.9	33.9	45.2	37M	-
Conditional DETR-R50 [10]		12	32.2	51.7	33.6	14.1	34.6	48.2	44M	90
DN-DETR-R50 [13]		12	37.3	57.5	39.2	17.2	40.1	55.6	44M	94
DN-DETR-R50 [13]	✓	12	37.7(+0.4)	57.8	39.6	18.0(+0.8)	40.0	56.8(+1.2)	44M	94
DAB-DETR-R50 [12]		12	33.7	54.1	35.1	15.3	36.5	49.7	44M	94
DAB-DETR-R50 [12]	✓	12	35.3(+1.6)	56.3	36.5	17.3(+2.0)	37.5	52.9(+3.2)	44M	94
DAB-DETR-R50 [12]		50	42.2	62.8	44.8	22.5	45.9	60.2	44M	94
DAB-DETR-R50 [12]	✓	50	42.9(+0.7)	63.9	45.6	24.1(+1.6)	46.0	62.4(+2.2)	44M	94
DAB-DETR-R101 [12]		12	36.1	56.5	38.2	17.3	39.5	52.5	63M	174
DAB-DETR-R101 [12]	✓	12	37.4(+1.3)	58.4	39.4	18.4(+1.1)	40.3	55.5(+3.0)	63M	174
DAB-DETR-R101 [12]		50	43.3	64.0	46.7	24.0	47.1	61.2	63M	174
DAB-DETR-R101 [12]	✓	50	44.1(+0.8)	65.1	47.0	25.0(+1.0)	47.1	63.7(+2.5)	63M	174
DINO-4scale-1stage-R50 [14]		12	44.5	61.7	48.2	24.2	48.0	61.2	47M	236
DINO-4scale-1stage-R50 [14]	✓	12	46.3(+1.8)	63.5	50.6	28.6(+4.4)	48.9	61.2(+0.0)	47M	236

negligible. In summary, preference extraction is designed to cater to the query’s personality, which ultimately benefits the query itself.

3.4. Training and optimization

The above query teamwork can be easily integrated into other existing DETR variants. As a new loss item, \mathcal{L}_{pos} is summed with the class loss \mathcal{L}_{cls} and the box losses, \mathcal{L}_{l1} and \mathcal{L}_{giou} . $\lambda_{\{cls,l1,giou,pos\}}$ are the loss coefficients, and the total loss \mathcal{L} is expressed as

$$\mathcal{L} = \lambda_{cls}\mathcal{L}_{cls} + \lambda_{l1}\mathcal{L}_{l1} + \lambda_{giou}\mathcal{L}_{giou} + \lambda_{pos}\mathcal{L}_{pos} \quad (14)$$

4. EXPERIMENTS

4.1. Setup

COCO2017 is used to validate our method. We divide the queries into three groups, with the proportion of 65%, 25%, and 15%, corresponding to relative scales of (0, 0.2], (0.2, 0.4], and (0.4, 1], respectively. The values of η , λ_{pos} , τ are set to 0.25, 5, and 300, respectively. The learning rate decreases by multiplying 0.1 at the 40-th epoch for the 50-epoch setting and the 8-th epoch for the 12-epoch setting. All other settings in each set of comparative experiments are kept identical.

4.2. Main results

Our main results on COCO val2017 are summarized in Table 1. Our query teamwork method adapts well to DAB-based DETRs, including DAB-DETR [12] and its successors DN-DETR [13], and the current state-of-the-art DINO [14]. Our method achieves impressive improvement, especially for small and large objects. Under the 12-epoch setting (also known as the 1x setting), our method gains +1.6 AP / +1.3 AP on DAB-DETR-R50 and DAB-DETR-R101, among which +2.0 AP / +1.1 AP for small objects and +3.2 AP / +3.0 AP for large objects. Under the 50-epoch setting, our method on DAB-DETR boosts more than 1 AP for small objects and more than 2 AP for large objects. DINO is currently the strongest DETR-based detector, and our Team DETR improves the single-stage DINO’s performance by up to 1.8 AP (an improvement of +4.4 AP for small

Table 2: Ablation study on our Team DETR under the 1x setting. DAB-DETR-R50 is used as the baseline.

Setting	AP
S1: DAB-DETR-R50	33.7
S2: S1 + Scale-wise grouping (absolute scales)	34.4
S3: S1 + Scale-wise grouping (relative scales)	34.9
S4: S3 + Position constraint	35.1
S5: S4 + Preference extraction (S1 w/ Team DETR)	35.3

objects). Our method does not increase parameters and calculations. The experimental results demonstrate the effectiveness and generalization of our proposed Team DETR.

4.3. Ablation study

Table 2 illustrates the impact of each design element in the teamwork on performance. DAB-DETR-R50 under the 1x setting is used as the baseline. Scale-wise grouping increases the baseline’s accuracy from 33.7 AP to 34.9 AP. Position constraint and Preference extraction further improve the performance to the 35.3 AP. Notably, when queries are grouped based on the absolute scales rather than relative scales, there is a significant drop in performance, which supports our assertion in Section 3.1 that relative scales are more appropriate for transformers that extract global features.

5. CONCLUSION

We propose Team DETR, which clarifies the division of labor for queries, as a way to enhance the interpretability of the queries. We view queries as a professional team and assign roles to them based on their scale and spatial responsibilities. Team DETR addresses two major issues that arise from the unclear division of labor among queries: excessive variance in prediction scales and competition for spatial resources. Our method can be easily integrated into other existing DETR variants without introducing extra parameters or computation and result in a significant improvement, particularly for small and large objects, demonstrating the effectiveness of our approach.

6. REFERENCES

- [1] Ross B. Girshick, Jeff Donahue, Trevor Darrell, and Jitendra Malik, "Rich feature hierarchies for accurate object detection and semantic segmentation," *2014 IEEE Conference on Computer Vision and Pattern Recognition*, pp. 580–587, 2013.
- [2] Ross B. Girshick, "Fast r-cnn," *2015 IEEE International Conference on Computer Vision (ICCV)*, pp. 1440–1448, 2015.
- [3] Shaoqing Ren, Kaiming He, Ross B. Girshick, and Jian Sun, "Faster r-cnn: Towards real-time object detection with region proposal networks," *IEEE Transactions on Pattern Analysis and Machine Intelligence*, vol. 39, pp. 1137–1149, 2015.
- [4] Zhaowei Cai and Nuno Vasconcelos, "Cascade r-cnn: Delving into high quality object detection," *2018 IEEE/CVF Conference on Computer Vision and Pattern Recognition*, pp. 6154–6162, 2017.
- [5] Joseph Redmon, Santosh Kumar Divvala, Ross B. Girshick, and Ali Farhadi, "You only look once: Unified, real-time object detection," *2016 IEEE Conference on Computer Vision and Pattern Recognition (CVPR)*, pp. 779–788, 2015.
- [6] Joseph Redmon and Ali Farhadi, "Yolo9000: Better, faster, stronger," *2017 IEEE Conference on Computer Vision and Pattern Recognition (CVPR)*, pp. 6517–6525, 2016.
- [7] Joseph Redmon and Ali Farhadi, "Yolov3: An incremental improvement," *ArXiv*, vol. abs/1804.02767, 2018.
- [8] Alexey Bochkovskiy, Chien-Yao Wang, and Hong-Yuan Mark Liao, "Yolov4: Optimal speed and accuracy of object detection," *ArXiv*, vol. abs/2004.10934, 2020.
- [9] Nicolas Carion, Francisco Massa, Gabriel Synnaeve, Nicolas Usunier, Alexander Kirillov, and Sergey Zagoruyko, "End-to-end object detection with transformers," in *Computer Vision—ECCV 2020: 16th European Conference, Glasgow, UK, August 23–28, 2020, Proceedings, Part I 16*. Springer, 2020, pp. 213–229.
- [10] Depu Meng, Xiaokang Chen, Zejia Fan, Gang Zeng, Houqiang Li, Yuhui Yuan, Lei Sun, and Jingdong Wang, "Conditional detr for fast training convergence," *2021 IEEE/CVF International Conference on Computer Vision (ICCV)*, pp. 3631–3640, 2021.
- [11] Yingming Wang, X. Zhang, Tong Yang, and Jian Sun, "Anchor detr: Query design for transformer-based detector," in *AAAI Conference on Artificial Intelligence*, 2022.
- [12] Shilong Liu, Feng Li, Hao Zhang, Xiao Yang, Xianbiao Qi, Hang Su, Jun Zhu, and Lei Zhang, "Dab-detr: Dynamic anchor boxes are better queries for detr," in *International Conference on Learning Representations*, 2022.
- [13] Feng Li, Hao Zhang, Shilong Liu, Jian Guo, Lionel M Ni, and Lei Zhang, "Dn-detr: Accelerate detr training by introducing query denoising," in *Proceedings of the IEEE/CVF Conference on Computer Vision and Pattern Recognition*, 2022, pp. 13619–13627.
- [14] Hao Zhang, Feng Li, Shilong Liu, Lei Zhang, Hang Su, Jun Zhu, Lionel M. Ni, and Heung-Yeung Shum, "Dino: Detr with improved denoising anchor boxes for end-to-end object detection," 2022.
- [15] Kaiming He, X. Zhang, Shaoqing Ren, and Jian Sun, "Deep residual learning for image recognition," *2016 IEEE Conference on Computer Vision and Pattern Recognition (CVPR)*, pp. 770–778, 2015.
- [16] W. Liu, Dragomir Anguelov, D. Erhan, Christian Szegedy, Scott E. Reed, Cheng-Yang Fu, and Alexander C. Berg, "Ssd: Single shot multibox detector," in *European Conference on Computer Vision*, 2015.
- [17] Tsung-Yi Lin, Priya Goyal, Ross B. Girshick, Kaiming He, and Piotr Dollár, "Focal loss for dense object detection," *IEEE Transactions on Pattern Analysis and Machine Intelligence*, vol. 42, pp. 318–327, 2017.
- [18] Zhi Tian, Chunhua Shen, Hao Chen, and Tong He, "Fcos: Fully convolutional one-stage object detection," *2019 IEEE/CVF International Conference on Computer Vision (ICCV)*, pp. 9626–9635, 2019.
- [19] Tao Kong, Fuchun Sun, Huaping Liu, Yuning Jiang, Lei Li, and Jianbo Shi, "Foveabox: Beyond anchor-based object detection," *IEEE Transactions on Image Processing*, vol. 29, pp. 7389–7398, 2019.
- [20] Kaiwen Duan, Song Bai, Lingxi Xie, Honggang Qi, Qingming Huang, and Qi Tian, "Centernet: Keypoint triplets for object detection," *2019 IEEE/CVF International Conference on Computer Vision (ICCV)*, pp. 6568–6577, 2019.
- [21] Ashish Vaswani, Noam Shazeer, Niki Parmar, Jakob Uszkoreit, Llion Jones, Aidan N Gomez, Lukasz Kaiser, and Illia Polosukhin, "Attention is all you need," *Advances in neural information processing systems*, vol. 30, 2017.