
GOOD PRACTICES FOR CLINICAL DATA WAREHOUSE IMPLEMENTATION: A CASE STUDY IN FRANCE

A PREPRINT

Matthieu Doutreligne^{1,2,*}, Adeline Degremont¹, Pierre-Alain Jachiet¹, Antoine Lamer^{3,4}, and Xavier Tannier⁵

¹Mission Data, Haute Autorité de Santé, Saint-Denis, France

²Inria, Soda team, Palaiseau, France

³Univ. Lille, CHU Lille, ULR 2694 - METRICS: Évaluation des Technologies de santé et des Pratiques médicales, Lille, France.

⁴Fédération régionale de recherche en psychiatrie et santé mentale (F2RSM Psy), Hauts-de-France, Saint-André-Lez-Lille, France.

⁵Sorbonne Université, Inserm, Université Sorbonne Paris-Nord, Laboratoire d'informatique médicale et d'ingénierie des connaissances en e-Santé, LIMICS, France

February 15, 2023

ABSTRACT

Real World Data (RWD) bears great promises to improve the quality of care. However, specific infrastructures and methodologies are required to derive robust knowledge and brings innovations to the patient.

Drawing upon the national case study of the 32 French regional and university hospitals governance, we highlight key aspects of modern Clinical Data Warehouses (CDWs): governance, transparency, types of data, data reuse, technical tools, documentation and data quality control processes.

Semi-structured interviews as well as a review of reported studies on French CDWs were conducted in a semi-structured manner from March to November 2022.

Out of 32 regional and university hospitals in France, 14 have a CDW in production, 5 are experimenting, 5 have a prospective CDW project, 8 did not have any CDW project at the time of writing. The implementation of CDW in France dates from 2011 and accelerated in the late 2020.

From this case study, we draw some general guidelines for CDWs. The actual orientation of CDWs towards research requires efforts in governance stabilization, standardization of data schema and development in data quality and data documentation. Particular attention must be paid to the sustainability of the warehouse teams and to the multi-level governance. The transparency of the studies and the tools of transformation of the data must improve to allow successful multi-centric data reuses as well as innovations in routine care.

Keywords electronic health records, health data warehouse, real-world data, medical informatics

Introduction

Real World Data

Health Information Systems (HIS) are increasingly collecting routine care data [22, 45, 25, 9, 23, 29, 1]. This source of Real World Data (RWD) [12] bears great promises to improve the quality of care. On the one hand, the use of this data translate into direct benefits –primary uses– for the patient by serving as the cornerstone of the developing personalized medicine [46, 33, 51]. They also bring indirect benefits –secondary uses– by accelerating and improving knowledge production: on pathologies [4], on the conditions of use of health products and technologies[41, 47], on the measures of their safety [49], efficacy or usefulness in everyday practice [40]. They can also be used to assess the organizational impact of health products and technologies [17, 18].

In recent years, health agencies in many countries have conducted extensive work to better support the generation and use of real-life data [18, 24, 39, 12]. Study programs have been launched by regulatory agencies: the DARWIN EU program by the European Medicines Agency and the Real World Evidence Program by the Food and Drug Administration [11].

Clinical Data Warehouse

In practice, the possibility of mobilizing these routinely collected data depends very much on their degree of concentration, in a gradient that goes from centralization in a single, homogenous HIS to fragmentation in a multitude of HIS with heterogeneous formats. The structure of the HIS reflects the governance structure. Thus, the ease of working with these data depends heavily on the organization of the healthcare actors.

Healthcare actors are sometimes concentrated in a small number of organizations, resulting in uniform sources of real-life data. For example, in Israel, the largest provider of provider (Clalit) insures and cares for more than half of the population. In South Korea, the government agency responsible for healthcare system performance and quality (HIRA) is connected to the HIS of all healthcare stakeholders. England has a centralized health care system under the National Health Service. This organization has enabled it to bring together data from urban medicine in two large databases that correspond to the two major software publishers. Currently, opensafely [35], a first operating platform for research on Covid-19 exists and should be followed by other similar platforms for more general themes.

Conversely, the production of real-life data may be distributed among many entities, that have made different choices, without common management. Despite heterogeneous insurance systems and hospitals in the United States, the grouping of insurers into large entities nevertheless makes it possible to create large databases such as Medicare, Medicaid or IBM MarketScan. Germany has found that its data collection systems are very heterogeneous, limiting the potential of health data. At the Medical Informatics Initiative [15], it created four consortia in 2018 to develop technical and organizational technical and organizational solutions to improve the consistency of clinical data.

In France, the national insurer collects all hospital activity and city care claims into a unique reimbursement database. However, clinical data is scattered at each care site in numerous HISs.

Whatever the organizational framework, it requires an infrastructure that pools data from one or more medical information systems, to homogeneous formats for management, research or care reuses [5, 38]. Figure 1 illustrates for a Clinical Data Warehouse, the three phases of data flow from the various sources that make up the HIS:

1. **Collection** and copying of original sources.
2. **Transformation:** Integration and harmonization
 - Integration of sources into a unique database.
 - Deduplication of identifiers.
 - Standardization: A unique data model, independent of the software models harmonizes the different sources in a common schema, possibly with common nomenclatures.
 - Pseudonymization: Removal of directly identifying elements.
3. **Provision** of sub-population data sets and transformed datamarts for primary and secondary reuse.

In France, several hospitals deployed efforts for about ten years to create CDWs from electronic medical records [7, 21, 13, 48, 8, 32, 2, 28, 6, 27]. This work has accelerated recently, with the beginning of CDWs structuring at the regional and national levels. Regional cooperation networks are being set up –such as the Ouest Data Hub [36]. In July 2022, the Ministry of Health opened a 50 million euros call for projects to set up and strengthen a network of hospital CDWs coordinated with the national platform, the Health Data Hub by 2025.

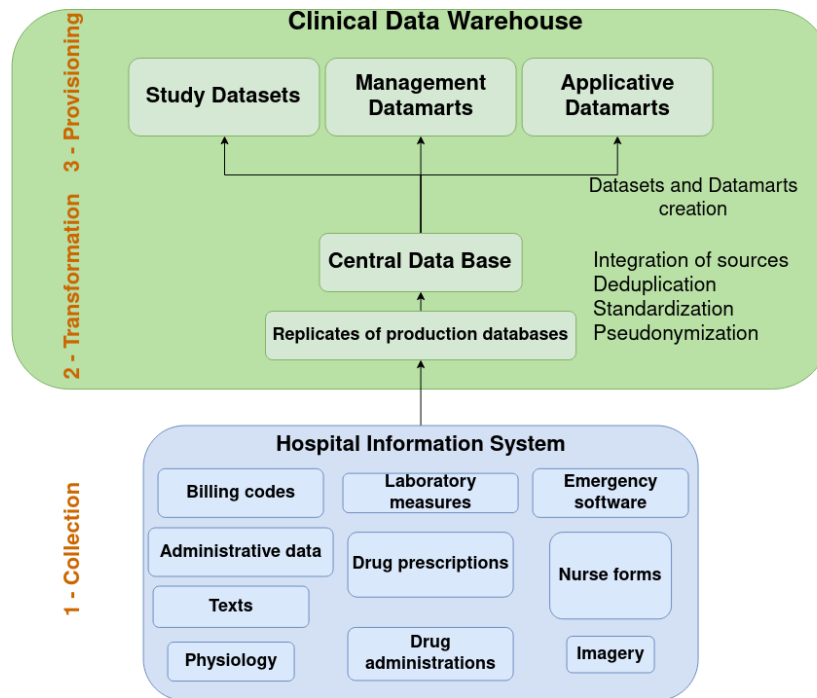


Fig 1. Clinical Data Warehouse: Three steps of data flow from the Hospital Information System: 1) collection, 2) transformations and 3) provisioning.

Objective

Based on an overview of university hospital CDWs in France, this study make general recommendations for properly leveraging the potential of CDWs to improve healthcare. It focuses on: governance, transparency, types of data, data reuse, technical tools, documentation and data quality control processes.

Material and methods

Interviews were conducted from March to November 2022 with 32 French regional and university hospitals, both with existing and prospective CDWs.

Interviews

Semi-structured interviews were conducted on the following themes: the initiation and construction of the CDWs; the current status of the project and the studies carried out; opportunities and obstacles; quality criteria for observational research. Appendix A lists all interviewed people with their team title. The complete form, with the precised questions, is available in Appendix B.

The interview form was sent to participants in advance, and then used as a support to conduct the interviews. The interviews lasted 90 minutes and were recorded for reference.

Quantitative methods

Three tables detailed the structured answers in Appendix C. The first two tables deal with the characteristics of the actors, and those of the data warehouses. We completed them based on the notes taken during the interviews, the recordings, and by asking the participants for additional information. The third table focuses on ongoing studies in the CDWs. We collected the list of these studies from the dedicated reporting portals, which we found for 8 out of 14 operational CDWs. We developed a classification of studies, based on the typology of retrospective studies described by the OHDSI research network [42]. We enriched this typology by comparing it with the collected study resulting in the six following categories:

- **Outcome frequency:** Incidence or prevalence estimation for a medically well-defined target population.

- **Population characterization:** Characterization of a specific set of covariates. Feasibility and pre-screening studies belong to this category [37].
- **Risk factors:** Identification of covariates most associated with a well-defined clinical target (disease course, care event). These studies look at association study without quantifying the causal effect of the factors on the outcome of interest.
- **Treatment Effect:** Evaluation of the effect of a well-defined intervention on a specific outcome target. These studies intend to show a causal link between these two variables [19].
- **Development of decision algorithms:** Improve or automate a diagnostic or prognostic process, based on clinical data from a given patient. This can take the form of a risk, a preventive score, or the implementation of a diagnostic assistance system. These studies are part of the individualized medicine approach, with the goal of inferring relevant information at the level of individual patient's files.
- **Medical informatics:** Methodological or tool oriented. These studies aim to improve the understanding and capacity for action of researchers and clinicians. This type of study includes the evaluation of a decision support tool, the extraction of information from unstructured data, automatic phenotyping methods.

Studies were classified according to this nomenclature based on their title and description.

Results

Figure 2 summarizes the development state of progress of CDWs in France. Out of 32 regional and university hospitals in France, 14 have a CDW in production, 5 are experimenting, 5 have a prospective CDW project, 8 did not have any CDW project at the time of writing. The results are described for all projects that are at least in the prospective stage minus the three that we were unable to interview after multiple reminders (Orléans, Metz and Caen), resulting in a denominator of 21 university hospitals.

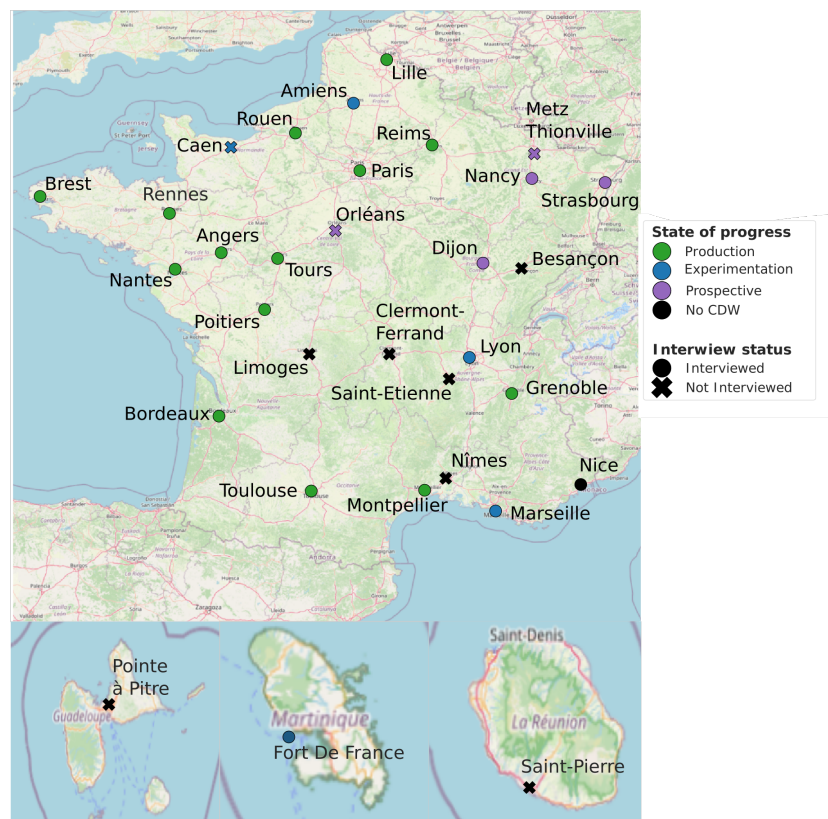


Fig 2. Repartition of CDWs in France.

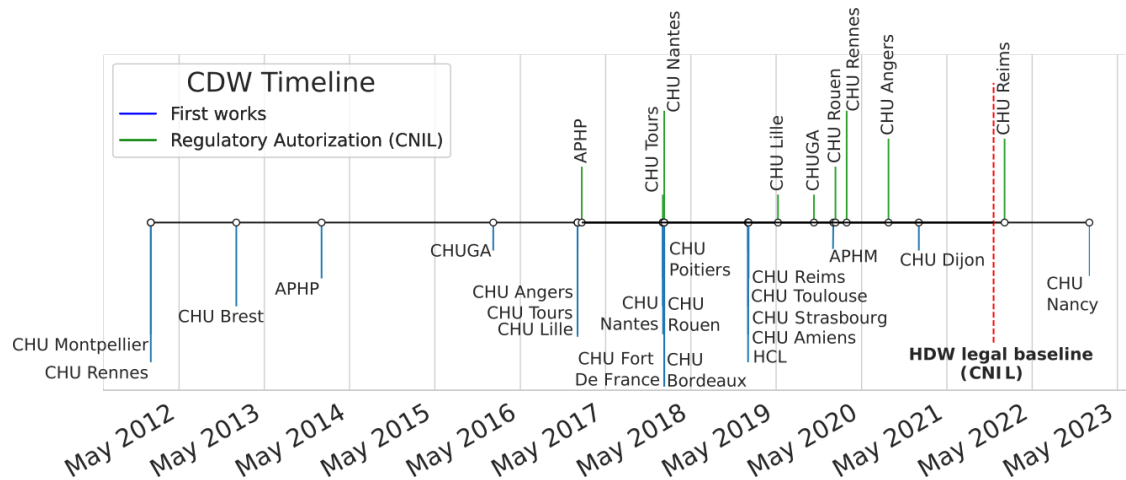


Fig 3. The French CDWs implementations date back to the first academic works in data reuse in early 2010s and accelerated recently.

Governance

Figure 3 shows the history of the implementation of CDWs. A distinction must be made between the first works –in blue–, which systematically precede the regulatory authorization –in green– from the French Commission on Information Technology and Liberties (CNIL).

The CDWs have so far been initiated by one or two people from the hospital world with an academic background in bioinformatics, medical informatics or statistics. The sustainability of the CDW is accompanied by the construction of a cooperative environment between different actors: Medical Information Department (MID), Information Systems Department (IT), Clinical Research Department (CRD), clinical users, and the support of the management or the Institutional Medical Committee. It is also accompanied by the creation of a team, or entity, dedicated to the maintenance and operationalization of the CDW. More recent initiatives, such as those of the HCL (Hospitals of the city of Lyon) or the *Grand-Est* region, are distinguished by an initial, institutional and high-level support.

The CDW has a federating potential for the different business departments of the hospital with the active participation of the CRD, the IT Department and the MID. Although there is always an operational CDW team, the human resources allocated to it vary greatly: from half a full-time equivalent to 80 people for the AP-HP, with a median of 6.0 people. The team systematically includes a coordinating physician. It is multidisciplinary with skills in public health, medical informatics, informatics (web service, database, network, infrastructure), data engineering and statistics.

Historically, the first CDWs were based on in-house solution development. More recently, private actors are offering their services for the implementation and operationalization of CDWs (15/21). These services range from technical expertise in order to build up the data flows and clean them up to the delivery of a platform integrating the different stages of data processing.

Management of studies

Before starting, projects are systematically analyzed by a scientific and ethical committee. A local submission and follow-up platform is often mentioned (12/21), but its functional scope is not well defined. It ranges from simple authorization of the project to the automatic provision of data into a Trusted Research Environment (TRE) [16]. The processes for starting a new project on the CDW are always communicated internally but rarely documented publicly (8/21).

Transparency

Studies underway in CDWs are unevenly referenced publicly on hospital websites. In total, we found 8 of these portals out of 14 CDWs in production. Uses other than ongoing scientific studies are very rarely publicly documented.

Data

Strong dependance to the HIS

CDW data reflect the HIS used on a daily basis by hospital staff. Stakeholders point out that the quality of CDW data and the amount of work required for rapid and efficient reuse are highly dependent on the source HIS. The possibility of accessing data from an HIS in a structured and standardized format greatly simplifies its integration into the CDW and then its reuse.

Categories of data

Although the software landscape is varied across the country, the main functionalities of HIS are the same. We can therefore conduct an analysis of the content of the CDWs, according to the main categories of common data present in the HIS.

The common base for all CDWs is constituted by data from the Patient Administrative Management software (patient identification, hospital movements) and from billing codes. Then, data flows are progressively developed from the various softwares that make up the HIS. The goal is to build a homogeneous data schema, linking the sources together, controlled by the CDW team. The prioritization of sources is done through thematic projects, which feed the CDW construction process. These projects improve the understanding of the sources involved, by confronting the CDW team with the quality issues present in the data.

Table 1 presents the different ratio of data categories integrated in French CDWs. Structured biology and texts are almost always integrated (20/21 and 20/21). The texts contain a large amount of information. They constitute unstructured data and are therefore more difficult to use than structured tables. Other integrated sources are the hospital drug circuit (prescriptions and administration, 16/21), Intense Care Unit (ICU, 2/21) or nurse forms (4/21). Imaging is rarely integrated (4/21), notably for reasons of volume. Genomic data are well identified, but never integrated, even though they are sometimes considered important and included in the CDW work program.

Category of data	Number of CDW	Ratio
Administrative	21	100 %
Billing Codes	20	95 %
Biology	20	95 %
Texts	20	95 %
Drugs	16	76 %
Imagery	4	19 %
Nurse Forms	4	19 %
Anatomical pathology	3	14 %
ICU	2	10 %
Medical devices	2	10 %

Table 1. Type of data integrated into the French CDWs: Text, billing codes and biology are the foundations that enrich the core administrative data.

Data reuse

Today, the main use put forward for the constitution of CDWs is that of scientific research.

The studies are mainly observational (non-interventional). Figure 4 presents the distribution of the six categories defined in Quantitative methods for 231 studies collected on the study portals of nine hospitals. The studies focus first on population characterization (25 %), followed by the development of decision support processes (24 %), the study of risk factors (18 %) and the treatment effect evaluations (16 %).

The CDWs are used extensively for internal projects such as student theses (at least in 9/21) and serve as an infrastructure for single-service research: their great interest being the de-siloing of different information systems. For most of the institutions interviewed, there is still a lack of resources and maturity of methods and tools for conducting inter-institutional research (such as in the *Grand-Ouest* region of France) or via European calls for projects (EHDEN). These two research networks are made possible by supra-local governance and a common data schema, respectively eHop [31] and OMOP [20]. The Paris hospitals, thanks to its regional coverage and the choice of OMOP, is also well

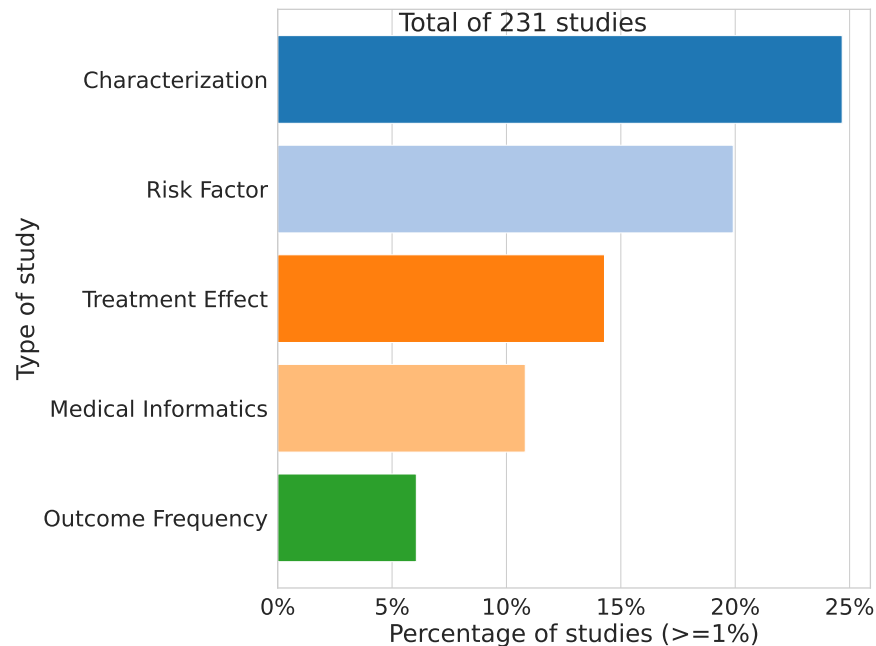


Fig 4. Percentage of studies by objective.

advanced in multi-centric research. At the same time, the *Grand-Est* region is building a network of CDW based on the model of the *Grand-Ouest* region, also using eHop.

CDW are used for monitoring and management (16/21)

The CDW have sometimes been initiated to improve and optimize billing coding (4/21). The clinical texts gathered in the same database are queried using keywords to facilitate the structuring of information. The data are then aggregated into indicators, some of which are reported at the national level. The construction of indicators from clinical data can also be used for the administrative management of the institution. Finally, closer to the clinic, some actors state that the CDW could also be used to provide regular and appropriate feedback to healthcare professionals on their practices. This feedback would help to increase the involvement and interest of healthcare professionals in CDW projects. The CDW is sometimes of interest for health monitoring (eg. during Covid-19) or pharmacovigilance (13/21).

Strong interest for CDW in the context of care (13/21)

Some CDWs develop specific applications that provide new functionalities compared to care software. Search engines can be used to query all the hospital's data gathered in the CDW, without data compartmentalization between different softwares. Dedicated interfaces can then offer a unified view of the history of a patient's data, with inter-specialty transversality, which is particularly valuable in internal medicine. These cross-disciplinary search tools also enable healthcare professionals to conduct rapid searches in all the texts, for example to find similar patients [13]. Uses for prevention, automation of repetitive tasks and care coordination are also highlighted. Concrete examples are the automatic sorting of hospital prescriptions by order of complexity, or the setting up of specialized channels for primary or secondary prevention.

Technical architecture

The technical architecture of modern CDWs has several layers:

- Data processing: connection and export of source data, diverse transformation (cleaning, aggregation, filtering, standardization).
- Data storage: database engines, file storage (on file servers or object storage), indexing engines to optimize certain queries.
- Data exposure: raw data, APIs, dashboards, development and analysis environments, specific web applications.

Supplementary cross-functional components ensure the efficient and secure operation of the platform: identity and authorization management, activity logging, automated administration of servers and applications.

The analysis environment (Jupyterhub or RStudio datalabs) is a key component of the platform, as it allows data to be processed within the CDW infrastructure. A few CDWs had such operational datalab at the time of our study (6/21) and almost all of them have decided to provide it to researchers. Currently, clinical research teams are still often working on data extractions, in less secure environments.

Data quality, standard formats

Quality tools

Systematic data quality monitoring processes are being built in some CDWs. Often (8/21), scripts are run at regular intervals to detect technical anomalies in data flows. Rare data quality investigation tools, in the form of dashboards, are beginning to be developed internally (3/21). Theoretical reflections are underway on the possibility of automating data consistency checks, for example, demographic or temporal. Some facilities randomly pull records from the EHR to compare them with the information in the CDW.

Standard format

No single standard data model stands out as being used by all CDWs. All are aware of the existence of the OMOP (research standard) [20] and HL7 FHIR (communication standard) models [3]. Several CDWs consider the OMOP model to be a central part of the warehouse, particularly for research purposes (9/21). This tendency has been encouraged by the European call for projects EHDEN, launched by the OHDSI research consortium, the originator of this data model. In the *Grand-Ouest* region of France, the CDWs use the eHop warehouse software. The latter uses a common data model also named eHop. This model will be extended with the future warehouse network of the *Grand Est* region also choosing this solution. Including this grouping and the other establishments that have chosen eHop, this model includes 12 establishments out of the 32 university hospitals. This allows eHop adopters to launch ambitious interregional projects. However, eHop does not define a standard nomenclature to be used in its model and is not aligned with emerging international standards.

Documentation

Half of the CDWs have put in place documentation accessible within the organization on data flows, the meaning and proper use of qualified data (10/21 mentioned). This documentation is used by the team that develops and maintains the warehouse. It is also used by users to understand the transformations performed on the data. However, it is never publicly available. No schema of the data once it has been transformed and prepared for analysis is published.

Discussion

Principal findings

We give the first overview of the CDWs in university hospitals of France with 32 hospitals reviewed. The implementation of CDW dates from 2011 and accelerated in the late 2020. Today, 24 of the university hospitals have an ongoing CDW project. From this case study, some general considerations can be drawn, that should be valuable to all healthcare system implementing CDWs on a national scale.

Governance

As the CDW becomes an essential component of data management in the hospital, the creation of an autonomous internal team dedicated to data architecture, process automation and data documentation should be encouraged [16]. This multidisciplinary team should develop an excellent knowledge of the data collection process and potential reuses in order to qualify the different flows coming from the source IS, standardize them towards a homogenous schema and harmonize the semantics. It should have a strong knowledge of public health competences as well as technical and statistical competences to develop high quality softwares facilitating the reuses of data.

The resources specific to the warehouse are rare and often taken from other budgets, or from project-based credits. While this is natural for an initial prototyping phase, it does not seem adapted to the perennial and transversal nature of the tool. As a research infrastructure of growing importance, it must have the financial and organizational means to plan for the long term.

The governance of the CDW has multiple layers: local within the university hospital, interregional, and national/international. The first level allow to ensure the quality of data integration as well as the pertinence of data reuse by clinicians themselves. The interregional level is well adapted for resources mutualization and collaboration. Finally, the national and international levels assure coordination, encourage consensus for committing choices such as metadata or interoperability, and provide financial, technical and regulatory support.

Transparency

International recommendations [38, 18, 26] favour public referencing of ongoing projects, with prior publication of research protocols, which is essential from a scientific point of view to control bias. All institutions should publish all of their studies on <https://clinicaltrials.gov/> in the observational research category. Introducing EHR as a new subtype of observational study would allow to better follow the utilization of this emerging data source.

From a patient's perspective, there is currently no way to know if their personal data is included for a specific project. Better patient information about the reuse of their data is needed to build trust over the long term. A strict minimum is the establishment and update of the declarative portals of ongoing studies for each institution.

Data and data usage

When using CDW, the analyst has not defined the data collection process and is generally unaware of the context in which the information is logged. This new dimension of medical research requires a much greater development of data science skills to change the focus from the implementation of the statistical design to the data engineering process. Data reuse requires more effort to prepare the data and document the transformations performed.

International recommendations insist on the need for common data formats [50, 26]. However, there is still a lack of adoption, either of research standards from hospital CDWs to conduct robust studies with multiple sites, or from EHR vendors to allow sufficient data interoperability for efficient data communication. Building open-source tools on top of these standards such as those of OHDSI [42] could foster their adoption.

Many underway studies concern the development of decision support processes whose goal is to save time for healthcare professionals. These are often research projects, not yet integrated into routine care. Data reuse oriented towards primary care is still rare and rarely supported by appropriate funding.

Technical architecture

Tools, methods and data formats of CDW lack harmonization due to the strong technical innovation and the presence of many actors. As suggested by the recent report on the use of data for research in the UK [16], it would be wise to focus on a small number of model technical platforms.

These platforms should favor open source solutions to assure transparency by default, foster collaboration and consensus and avoid technological lock-in of the hospitals.

Data quality and documentation

Quality is not sufficiently considered as a relevant scientific topic itself. However, it is the backbone of all research done within an CDW. In order to improve the quality of the data with respect to research uses, it is necessary to conduct continuous studies dedicated to this topic [50, 26, 44, 30]. These studies should contribute to a reflection on methodologies and standard tools for data quality, such as those developed by the OHDSI research network [42].

Finally, there is a need for open source publication of research code to ensure quality retrospective research [44, 43]. Recent research in data analysis has shown that innumerable biases can lurk in training data sets [14, 34]. Open publication of data schemas is considered an indispensable prerequisite for all data science and artificial intelligence uses [14]. Inspired by dataset cards [14] and dataset publication guides, it would be interesting to define a standard CDW card documenting the main data flows.

Limitations

The interviews were conducted in a semi-structured manner within a limited time frame. As a result, some topics were covered more quickly and only those explicitly mentioned by the participants could be recorded. The uneven existence of study portals introduces a bias in the recording of the types of studies conducted on CDW. Those with a transparency portal already have more maturity in use cases.

With only one oncology specialized center and four non-university hospital groups, including two private health care institutions, we have not covered the exhaustive health care landscape in France. CDW initiatives also exist in primary care, in smaller hospital groups and in private companies.

Conclusion

The French CDW ecosystem is beginning to take shape, benefiting from an acceleration thanks to national funding, the multiplication of industrial players specializing in health data and the beginning of a supra-national reflection on the European Health Data Space[10]. However, some points require special attention to ensure that the potential of the CDW translates into patient benefits.

The priority is the creation and perpetuation of multidisciplinary warehouse teams capable of operating the CDW and supporting the various projects. A combination of public health, data engineering, data stewardship, statistics and IT competences is a prerequisite for the success of the CDW. The team should be the privileged point of contact for data exploitation issues and should collaborate closely with the existing hospital departments.

The constitution of a multi-level collaboration network is another priority. The local level is essential to structure the data and understand its possible uses. Interregional, national and international coordination would make it possible to create thematic working groups, in order to stimulate a dynamic of cooperation and mutualization.

A common data model should be encouraged, with precise metadata allowing to map the integrated data, in order to qualify the uses to be developed today from the CDWs. More broadly, open-source documentation of data flows and transformations performed for quality enhancement would require more incentives to unleash the potential for innovation for all health data reusers.

Finally, the question of expanding the scope of the data beyond the purely hospital domain must be asked. Many risk factors and patient follow-up data are missing from the CDWs, but are crucial for understanding pathologies. Combining city data and hospital data would provide a complete view of patient care.

Ethics Statement

This work has been authorized by the board of the French Health Authority of Health (HAS). Every interviewed participant was asked by email for their participation and informed on the possible forms of publication: a French official report and international publication. Furthermore, at each interview, every participant has been asked for their agreement before recording the interview. Only one participant refused the video to be recorded.

Acknowledgments

Funding

The Haute Autorité de Santé (HAS) funded this research; The Inria supervised Matthieu Doutreligne in the Social Data team.

Author contributions

Conceptualization: PAJ, MD Data curation: MD Formal analysis: MD Methodology: MD, AD Project Administration: PAJ Software: MD Writing - Original Draft Preparation: md Writing - Review & Editing: MD, AD, PJ, AL, XT

Acknowledgments

We want to thanks all participants and experts interviewed for this study. We also want to thanks other people that proof read the manuscript for external review : Judith Fernandez (HAS), Pierre Liot (HAS), Bastien Guerry (Etalab), Aude-Marie Lalanne Berdouticq (Institut Santé numérique en Société), Albane Miron de L'Espinay (ministère de la Santé et de la Prévention), Caroline Aguado (ministère de la Santé et de la Prévention). We also thank Gaël Varoquaux for his support and advice.

References

- [1] Nate C Apathy, A Jay Holmgren, and Julia Adler-Milstein. “A decade post-HITECH: Critical access hospitals have electronic health records but struggle to keep up with other advanced functions”. In: *Journal of the American Medical Informatics Association* 28.9 (Sept. 2021).
- [2] Svetlana Artemova et al. “PREDIMED: Clinical Data Warehouse of Grenoble Alpes University Hospital”. In: *Studies in Health Technology and Informatics* 264 (2019).
- [3] Mark L. Braunstein. “Health Care in the Age of Interoperability Part 6: The Future of FHIR”. In: *IEEE Pulse* 4 (2019).
- [4] Elizabeth A. Campbell et al. “Characterizing clinical pediatric obesity subtypes using electronic health record data”. en. In: *PLOS Digital Health* 1.8 (Aug. 2022). Publisher: Public Library of Science.
- [5] Christopher G Chute et al. “The Enterprise Data Trust at Mayo Clinic: a semantically integrated warehouse of biomedical data”. In: *Journal of the American Medical Informatics Association* 17.2 (Mar. 2010).
- [6] Y. Conan et al. “Les entrepôts de données cliniques : un outil d’aide au pilotage de crise”. In: *Infectious Diseases Now* 51.5 (Aug. 2021).
- [7] Marc Cuggia et al. “Roogle: an information retrieval engine for clinical data warehouse”. In: *Studies in Health Technology and Informatics* 169 (2011).
- [8] Christel Daniel et al. “Initializing a hospital-wide data quality program. The AP-HP experience.” In: *Computer Methods and Programs in Biomedicine* (Nov. 9, 2018).
- [9] Moritz Esdar et al. “Diffusion dynamics of electronic health records: A longitudinal observational study comparing data from hospitals in Germany and the United States”. eng. In: *International Journal of Medical Informatics* 131 (Nov. 2019).
- [10] *European Health Data Space*. 2022. URL: https://health.ec.europa.eu/ehealth-digital-health-and-care/european-health-data-space_en.
- [11] FDA. *Real World Evidence Program*. FDA, 2018.
- [12] FDA. *Real-World Data: Assessing Electronic Health Records and Medical Claims Data To Support Regulatory Decision-Making for Drug and Biological Products*. FDA, 2021.
- [13] Nicolas Garcelon et al. “Finding patients using similarity measures in a rare diseases-oriented clinical data warehouse: Dr. Warehouse and the needle in the needle stack”. In: *Journal of Biomedical Informatics* 73 (Sept. 1, 2017).
- [14] Timnit Gebru et al. “Datasheets for datasets”. In: *Communications of the ACM* 64.12 (2021).
- [15] Stefanie Gehring and René Eulenfeld. “German Medical Informatics Initiative: Unlocking Data for Research and Health Care”. In: *Methods of information in medicine* 57 (S 01 July 2018).
- [16] Ben Goldacre, Jessica Morley, and Nicola Hamilton. *Better, Broader, Safer: Using Health Data for Research and Analysis*. Secretary of State for Health and Social Care, Apr. 2022.
- [17] HAS. *Guide méthodologique impacts organisationnels*. Haute Autorité de Santé, Dec. 10, 2020.
- [18] HAS. *Real-world studies for the assessment of medicinal products and medical devices*. Haute Autorité de Santé, 2021.
- [19] Miguel A. Hernán. “Methods of Public Health Research — Strengthening Causal Inference from Observational Data”. In: *New England Journal of Medicine* 385.15 (Oct. 7, 2021), pp. 1345–1348.
- [20] George Hripcsak et al. “Observational Health Data Sciences and Informatics (OHDSI): Opportunities for Observational Researchers”. In: *Studies in health technology and informatics* 216 (2015).
- [21] Anne-Sophie Jannot et al. “The Georges Pompidou University Hospital Clinical Data Warehouse: A 8-years follow-up experience”. In: *International Journal of Medical Informatics* 102 (June 1, 2017).
- [22] Ashish K. Jha et al. “Use of electronic health records in U.S. hospitals”. eng. In: *The New England Journal of Medicine* 360.16 (Apr. 2009).
- [23] Takako Kanakubo and Hadi Kharrazi. “Comparing the Trends of Electronic Health Record Adoption Among Hospitals of the United States and Japan”. eng. In: *Journal of Medical Systems* 43.7 (June 2019).
- [24] Seamus Kent et al. *NICE real-world evidence framework*. National Institute for Health and Care Excellence, Jan. 2022.
- [25] Young-Gun Kim et al. “Rate of electronic health record adoption in South Korea: A nation-wide survey”. eng. In: *International Journal of Medical Informatics* 101 (May 2017).
- [26] Isaac S. Kohane et al. “What Every Reader Should Know About Studies Using Electronic Health Record Data but May Be Afraid to Ask”. In: *Journal of Medical Internet Research* 23.3 (Mar. 2, 2021).

-
- [27] Antoine Lamer et al. "Development and usage of an anesthesia data warehouse: lessons learnt from a 10-year project". In: *Journal of Clinical Monitoring and Computing* (2022).
- [28] Romain Lelong et al. "Building a Semantic Health Data Warehouse in the Context of Clinical Trials: Development and Usability Study". In: *JMIR Medical Informatics* 7.4 (Dec. 20, 2019).
- [29] Jun Liang et al. "Adoption of Electronic Health Records (EHRs) in China During the Past 10 Years: Consecutive Survey Data Analysis and Comparison of Sino-American Challenges and Experiences". EN. In: *Journal of Medical Internet Research* 23.2 (Feb. 2021). Company: Journal of Medical Internet Research Distributor: Journal of Medical Internet Research Institution: Journal of Medical Internet Research Label: Journal of Medical Internet Research Publisher: JMIR Publications Inc., Toronto, Canada.
- [30] Vincent Looten et al. "What can millions of laboratory test results tell us about the temporal aspect of data quality? Study of data spanning 17 years in a clinical data warehouse". In: *Computer Methods and Programs in Biomedicine* 181 (2019).
- [31] Julia Madec et al. "eHOP Clinical Data Warehouse: From a Prototype to the Creation of an Inter-Regional Clinical Data Centers Network". In: *MEDINFO 2019: Health and Wellbeing e-Networks for All* (2019).
- [32] N. Malafaye et al. "Mise en place et exploitation d'un entrepôt de données au département d'information médicale du CHU de Montpellier, France". In: *Revue d'Épidémiologie et de Santé Publique*. Colloque Adelf-Emois - Montpellier, 29 et 30 mars 2018 66 (Mar. 1, 2018).
- [33] Sean Mann et al. "Artificial intelligence applications used in the clinical response to COVID-19: A scoping review". en. In: *PLOS Digital Health* 1.10 (Oct. 2022). Publisher: Public Library of Science.
- [34] Ninareh Mehrabi et al. "A Survey on Bias and Fairness in Machine Learning". In: *ACM Computing Surveys* 54.6 (July 13, 2021).
- [35] *OpenSAFELY, Secure analytics platform for NHS electronic health records*. 2022. URL: <https://www.opensafely.org/>.
- [36] *Ouest Data Hub*. 2022. URL: <https://www.chu-hugo.fr/accueil/wp-content/uploads/sites/2/2022/02/CP-Autorisations-CNIL-projets-ODH.pdf>.
- [37] J. Pasco et al. "Pré-screening et études de faisabilité : l'apport des entrepôts de données de cliniques". In: *Revue d'Épidémiologie et de Santé Publique*. Ile Congrès national Emois Colloque organisé par l'Association Evaluation, management, organisation, santé (Emois) Livre des résumés présentés au congrès 67 (Mar. 1, 2019).
- [38] Elena Pavlenko, Daniel Streh, and Holger Langhof. "Implementation of data access and use procedures in clinical data warehouses. A systematic review of literature and publicly available policies". In: *BMC medical informatics and decision making* 20.1 (July 11, 2020).
- [39] Plamondon, Geneviève et al. *Intégration des données et des preuves du contexte réel dans les évaluations en appui à la prise de décision dans le secteur des médicaments*. Institut national d'excellence en santé et en services sociaux, 2022.
- [40] Rachel L. Richesson et al. "Electronic health records based phenotyping in next-generation clinical trials: a perspective from the NIH Health Care Systems Collaboratory". In: *Journal of the American Medical Informatics Association* 20.e2 (Dec. 2013).
- [41] Charles Safran et al. "Toward a National Framework for the Secondary Use of Health Data: An American Medical Informatics Association White Paper". In: *Journal of the American Medical Informatics Association : JAMIA* 14.1 (2007).
- [42] Martijn Schuemie. *The Book of OHDSI*. Jan. 2021.
- [43] Kenneth P. Seastedt et al. "Global healthcare fairness: We should be sharing more, not less, data". en. In: *PLOS Digital Health* 1.10 (Oct. 2022). Publisher: Public Library of Science.
- [44] Ning Shang, Chunhua Weng, and George Hripcsak. "A conceptual framework for evaluating data suitability for observational studies". In: *Journal of the American Medical Informatics Association: JAMIA* 25.3 (Mar. 1, 2018).
- [45] Aziz Sheikh et al. "Adoption of electronic health records in UK hospitals: lessons from the USA". eng. In: *Lancet (London, England)* 384.9937 (July 2014).
- [46] Asoke K. Talukder et al. "Diseasomics: Actionable machine interpretable disease knowledge at the point-of-care". en. In: *PLOS Digital Health* 1.10 (Oct. 2022). Publisher: Public Library of Science.
- [47] P. Tuppin et al. "Value of a national administrative database to guide public decisions: From the système national d'information interrégimes de l'Assurance Maladie (SNIIRAM) to the système national des données de santé (SNDS) in France". In: *Revue d'Épidémiologie et de Santé Publique*. Réseau REDSIAM 65 (Oct. 2017).
- [48] Maxime Wack. "Installation d'un entrepôt de données cliniques pour la recherche au CHRU de Nancy : déploiement technique, intégration et gouvernance des données". Université de Lorraine, 2017.

-
- [49] Mary F. Wisniewski et al. “Development of a Clinical Data Warehouse for Hospital Infection Control”. In: *Journal of the American Medical Informatics Association* 10.5 (Sept. 2003).
 - [50] Joe Zhang et al. “Best practices in the real-world data life cycle”. en. In: *PLOS Digital Health* 1.1 (Jan. 2022). Publisher: Public Library of Science.
 - [51] Jennifer Ziegler et al. “High resolution data modifies intensive care unit dialysis outcome predictions as compared with low resolution administrative data set”. en. In: *PLOS Digital Health* 1.10 (Oct. 2022). Publisher: Public Library of Science.

Appendices

A List of interviewed stakeholders with their teams

Clinical Data Warehouse	Teams
CDW_AMIENS	IT : 1,MID : 1
CDW_ANGERS	Data Direction : 1
CDW_APHM	Clinician : 1,CDW team : 2
CDW_APHP	CDW team : 4,IT : 5
CDW_BORDEAUX	CDW team : 1,Inserm : 1,public health : 2
CDW_BREST	CDW team : 1,MID : 1
CDW_DIJON	CDW team : 1
CDW_EDSAN	CDW team : 2,MID : 1
CDW_HCL	Clinician : 1,Data Direction : 1,IT : 1,Inserm
CDW_INCLUDE_LILLE	Administration : 2,CDW team : 3,public health : 2
CDW_MARTINIQUE	CDW team : 1,public health : 1
CDW_MONTPELLIER	Data Direction : 2,MID : 1,public health : 1
CDW_NANCY	CDW team : 2,public health : 2
CDW_NANTES	CDW team : 2,public health : 1
CDW_POITIERS	IT : 2,CRD : 1
CDW_PREDIMED_CHUGA	CDW team : 3,public health : 2
CDW_REIMS	Clinician : 1,CDW team : 1
CDW_RENNES	CDW team : 2,public health : 2
CDW_STRASBOURG	CDW team : 2,public health : 2
CDW_TOULOUSE	CDW team : 1
CDW_TOURS	CDW team : 1

B Interview form

Topics	Questions
Initiation and Construction of the Clinical Data Warehouse	How was the initiative born, when, which team(s) involved in the construction? A Data warehouse to meet what initial needs ?
	What was (is) the articulation between the medical informatics / engineer(s) / Clinical Research Department and user team(s), biostatistics ?
	Governance: How should the teams be organized for the creation and maintenance of the warehouse, data access, and project teams?
	What types of data are present in the warehouse from the following non-exhaustive list: Billing codes - other administrative data, other procedures, structured procedures and diagnoses, structured biology measures, structured drug treatments, emergencies, resuscitation, anesthesia, texts (letters, Clinician Reports), imaging, anatomopathology, sequencing.
Current status - Ongoing and finished projects	What are the medico-social data, especially from social and medico-social institutions ?
	Who are the main users? For what purposes (research, quality improvement, management, clinical usage)?
	Which therapeutic area(s)?
	What are the major types of projects from the following non-exhaustive list: Cohort development, descriptive epidemiology, analytical (comparative) epidemiology with/without randomization, monitoring and dashboards, indicators, inclusion in clinical trials.
Opportunity and obstacles	How many projects are completed / started / planned?
	What are the tools and methods used for these projects? Cohort building tool, standard data formats, NLPs, ...
	Is there a valorization strategy for the Clinical Data Warehouse?
	What connections with external sources such as the national health data platform, the outpatient data, the general practitioner data, the research cohorts ?
Quality criteria for observational research	What are the main difficulties encountered during data warehouse projects?
	Are there themes that deserve more encouragement from the HAS?
	What skills are needed? Are there any skills or technical resources missing?
	Coverage: How is it monitored? Geographically/by department? Time-wise? By what means?
	Cleaning: How are patient duplicates and source alignment managed?
	Database Network: Does the warehouse belong to a health database network?
	Data quality: Are there automatic reports on data quality? Frequency, design, code and documentation available? Presence of dedicated personnel or even a team to check the quality of the data continuously, and to carry out quality controls of the data on the central base, on the study bases?
	Data life cycle: Is there a reference document on the different stages of the data life cycle?
	How is this document kept up to date with the constant evolution of the warehouse? In what form?
	How is this documentation managed, accessed, updated and corrected? Precise description of the integrated fields?
	Harmonization procedure: What are the data structures/formats and coding systems used? (eHop, I2B2, OMOP, HL7 FHIR, other ?)
	Machine learning: If machine learning systems are used (e.g. for extracting and structuring information), is there specific documentation on their performance?
Topics of interest to the HAS	For manual coding (e.g. labelling), is there a coding guide? Has a measurement of inter-coder consistency been conducted?
	De-identification: Elements on de-identification if applicable, performance metrics
	Constructed phenotypes: Are there operational definitions of target populations (study cohorts) and how are these compared to conceptual definitions, i.e., business and scientific definitions? Is there a study of FPR/TPR in relation to a reference standard? Are these definitions made public either with the study results or in the documentation of the warehouse?
	Transparency: Are the studies registered on a dedicated or pre-existing portal (epidemio-France, enceph (EU), clinicaltrials.gov (US))?
open discussion	Are the study codes made accessible as for openness? Are the publications accessible in open access, once the studies are completed?
	Multidisciplinarity: Are the project teams multidisciplinary? Specification of the participations for each part of the analysis from the data collection from the raw Information System.
	Quality Department: quality indicators (French IQSS); coordination (patient assessment for discharge, patient contact at D+1), quality of the liaison letter), management (eligibility for the outpatient surgeries, pain management)
	Health Technology Assessment Department: hospital biology activity (description), adverse events associated with procedures, post-registration studies (procedures, early access oncology). Evaluation of procedures: e.g. biological and imaging procedures performed in hospitals, genetic tests in oncology and rare diseases.

C Study data tables

The data tables used to produce the figures in the results section are available at the following url:

https://gitlab.has-sante.fr/has-sante/public/rapport_edsh/.

The guests table concerns the individuals interviewed, the interview dates, the positions and the membership of a specific team. The warehouse table collects information about the CDW. The table of studies is the referencing of the studies informed on 10 portals of studies in progress (or completed if available) available in free access.