

# The Role of Semantic Parsing in Understanding Procedural Text

Hossein Rajaby Faghihi<sup>1</sup>, Parisa Kordjamshidi<sup>1</sup>, Choh Man Teng<sup>2</sup>, and James Allen<sup>2</sup>

<sup>1</sup> Michigan State University, <sup>2</sup> Florida Institute for Human and Machine Cognition  
{rajabyfa, kordjams}@msu.edu, {jallen, cmteng}@ihmc.org

## Abstract

In this paper, we investigate whether symbolic semantic representations, extracted from deep semantic parsers, can help reasoning over the states of involved entities in a procedural text. We consider a deep semantic parser (TRIPS) and semantic role labeling as two sources of semantic parsing knowledge. First, we propose PROPOLIS, a symbolic parsing-based procedural reasoning framework. Second, we integrate semantic parsing information into state-of-the-art neural models to conduct procedural reasoning. Our experiments indicate that explicitly incorporating such semantic knowledge improves procedural understanding. This paper presents new metrics for evaluating procedural reasoning tasks that clarify the challenges and identify differences among neural, symbolic, and integrated models.

## 1 Introduction

Procedural reasoning is the ability to track entities and understand their evolution given a sequence of actions (Tandon et al., 2020). This kind of reasoning is crucial in understanding recipes (Bosselut et al., 2018; Yagcioglu et al., 2018), manuals and tutorials (Tandon et al., 2020; Wu et al., 2022), cybersecurity text (Pal et al., 2021), natural events (Tandon et al., 2020), and even stories (Storks et al., 2021). An example of a procedural text in the natural event domain, its entities of interest, and their state changes are shown in Figure 1.

Inferring actions and their impact on entities involved in a procedural text can be challenging in various aspects. **First**, there are dependencies between steps to be considered in predicting a plausible action set. For instance, an entity destroyed at step  $t$  of the process cannot be moved again at step  $t + 1$ . **Second**, some sentences contain ambiguous local signals by including multiple action verbs. For example, "The oxygen is consumed in the process of forming carbon dioxide.", where the oxygen

Process	Participants			
Sentences	plant	animal	bone	oil
Before the process begins	?	?	-	-
1. Plants and animals die in a watery environment	watery environment	watery environment	-	-
2. Over time, sediments build over	sediment	sediment	-	-
3. The body decomposes	sediment	-	sediment	-
4. Gradually buried material becomes oil	-	-	-	sediment

Figure 1: An example of procedural text and its annotation (location of objects). ‘-’ means the entity does not exist; ‘?’ means the entity’s location is unknown.

is being destroyed, and the carbon dioxide is being created. **Third**, the sentences are incomplete in some steps. For instance, a step of the process might only indicate "is buried in mud", which cannot be understood without context. **Fourth**, finding the properties of some entities may require reasoning over both the global context and local relations. For instance, in the sentences "1. Magma rises to the surface. 2. Magma cools to form lava", the location of ‘Lava’ after step 2 should be inferred from the prior location of Magma, which is indicated in its previous step. **Fifth**, common sense is required to understand some consequences. For example, in Figure 1, step 3, one should use common sense to realize that ‘decomposing body’ would expose the ‘bones’, which will be left behind in the ‘sediment’. **Sixth**, understanding some relations requires an advanced co-reference resolution. In Figure 1, step 4, a complex co-reference resolution is required to understand that the ‘buried material’ refers to both ‘plants and animals bones’ and that they are transforming into the ‘oil’.

Except for the common-sense (Zhang et al., 2021) and the ability to make consistent global decisions actions (Gupta and Durrett, 2019), the other challenges might have only been indirectly tackled in the recent research (Huang et al., 2021; Faghihi and Kordjamshidi, 2021), but have neither been addressed explicitly nor properly evalu-

ated to measure their success on resolving these challenges. In this paper, we evaluate whether semantic parsers can alleviate some of these challenges. Semantic parsers provide semantic frames that identify predicates and their arguments in a sentence. For instance, in the sentence ‘Move bag to the yard’, “Move” is the predicate, “bag” and “the yard” are the arguments with types “affected”<sup>1</sup> and “location” respectively. Such semantic information can help disambiguate multi-verb local connections between predicates and arguments (Huang et al., 2021). They can also provide meaningful local relations, making it easier to connect global information to infer entities’ states. For instance, in the same sentence, “Magma cools to form lava”, “Magma” is noted as the ‘affected’ and ‘lava’ is the result of the predicate ‘form’. This makes it easier to infer that the location of ‘lava’ should match the last location of ‘magma’.

For our study, we consider both the classic semantic role labeling (SRL)<sup>2</sup>, based on (Shi and Lin, 2019), which is a relatively shallow semantic parsing model, as well as the deep semantic parser TRIPS<sup>3</sup> (Ferguson et al., 1998; Allen and Teng, 2017). To investigate the effect of semantic parsing on procedural reasoning, we analyze its effect as a standalone symbolic model as well as its integration in a neuro-symbolic model that combines semantic parsing with state-of-the-art neural models to solve the procedural reasoning task.

First, we design a set of heuristics to extract a symbolic abstraction from the TRIPS parser, called PROPOLIS. We use this baseline to further showcase the effectiveness of semantic parsing information in solving the procedural task. Next, we integrate the semantic parsers with two well-established procedural reasoning neural backbones, namely NCET (Gupta and Durrett, 2019) and TSLM (Faghihi and Kordjamshidi, 2021) (and its extension CGLI (Ma et al., 2022)), through encoding the semantic relations as a graph attention neural network (GAT) (Shi et al., 2020).

For our experiments, we use Propara dataset (Tandon et al., 2020) that introduces the procedural reasoning task over natural events that are described in English. We realized the existing evaluation metrics of this dataset do not reflect the actual performance of the models and

fail to identify the challenges and shortcomings of the models. Consequently, we propose new evaluation criteria to shed light on the differences between the models, even when they perform similarly based on the prior metrics.

In summary, our contributions are (1) Proposing a symbolic model (Propolis) to solve the procedural reasoning task based on semantic parsing, (2) Proposing a set of new evaluation metrics which can identify the strength and weaknesses of the models, and (3) Showcase the benefits of integrating semantic parsing into the neural models. The code and models proposed in this work are all available in GitHub<sup>4</sup>.

## 2 Related Research

Procedural text understanding has been investigated in many benchmarks such as ScoNe (Long et al., 2016), bAbI (Weston et al., 2015), and ProcessBank (Berant et al., 2014). Recent research has focused on procedural reasoning as tracking entities throughout a procedural text. Datasets such as Propara (Tandon et al., 2020), Recipes (Bosselut et al., 2018), Procedural Cyber-Security text (Pal et al., 2021), and OpenPI (Tandon et al., 2020) are in the same direction. Procedural reasoning can also be influential in addressing causal reasoning (WIQA) (Tandon et al., 2019), story understanding (Trip) (Storks et al., 2021), and abstractive multi-modal question answering (RecipeQA) (Yagcioglu et al., 2018).

This paper primarily focuses on tracking entities’ states and properties throughout a procedural text. Recent research has addressed this problem by predicting actions and properties on local context (Prolocal) (Dalvi et al., 2018), autoregressive global predictions based on distance vectors (Proglobal) (Dalvi et al., 2018), integrating structural common-sense knowledge built over VerbNet (ProStruct) (Tandon et al., 2018), building dynamic knowledge graphs over entities (KG-MRC) (Das et al., 2018), explicitly encoding the model to explain dependencies between actions (XPAD) (Dalvi et al., 2019), formulating local predictions and global sequential information flow and sequential constraints (NCET) (Gupta and Durrett, 2019), formulating the task in a QA setting (DynaPro, TSLM) (Amini et al., 2020; Faghihi and Kordjamshidi, 2021), inte-

<sup>1</sup>referred to as ‘Patient’ in some other parsing formalisms.

<sup>2</sup><https://demo.allennlp.org/semantic-role-labeling>

<sup>3</sup><http://trips.ihmc.us/parser/cgi/parse>

<sup>4</sup><https://github.com/HLR/ProceduralSemanticParsing>

grating common-sense knowledge from ConceptNet (KOALA) (Zhang et al., 2021), utilizing large generative language models (LEMON) (Shi et al., 2022), or using both the question answering setting and sequential structural constraints at the same time (CGLI) (Ma et al., 2022). All the models mentioned above investigate different neural architectures to tackle the task, while we are more interested in augmenting them with additional knowledge from semantic parsers. Recent research has also investigated the integration of semantic role labeling into the procedural reasoning task (REAL) (Huang et al., 2021), which is very close to our goal in this paper. However, in this work, we propose and investigate a variety of combinations, a deeper semantic representation (TRIPS) and named relations, in addition to a symbolic approach for solving the procedural reasoning task solely based on semantic parsing.

### 3 Technical Approach

**Problem definition** The procedural reasoning task can be formally defined by a procedural text including  $m$  steps,  $S = \{s^1, s^2, \dots, s^m\}$ , a set of entities  $E = \{e_1, e_2, \dots, e_n\}$ , where  $n$  is the number of entities, and a set of properties. Specifically, in the Propara dataset, the property of interest is only the location of the entities  $P_L = \{p_{L1}^0, p_{L1}^1, \dots, p_{Ln}^m\}$ , where  $p_{L_i}^t$  denotes the  $j$ th entity at step  $t$ . In Propara, the location prediction starts at step 0, which indicates the entity’s location before the process begins. The location of an entity can either be known (represented by a string) or unknown (represented by "?"). Similar to prior research (Tandon et al., 2020), the location property is used to infer a set of actions  $A = \{a_1^1, a_2^1, \dots, a_n^m\}$ , where  $a_i^j$  denotes the action type applied to entity  $j$  at step  $t$ . Following the prior research (Dalvi et al., 2018), we extract all the noun phrases from the sentences and only consider those as location candidates.

We investigate two different modeling approaches to solve this problem. First, we use a symbolic and parsing-based model, and second, we integrate semantic parsing with neural models. We use two different sources for semantic extraction: SRL and TRIPS. In general, SRL is coarse-grained and shallow compared to TRIPS. The connections in TRIPS are not limited to the pairwise connections between predicates and arguments but are extended to the semantic connections between any two words. Since TRIPS relies on a general pur-

pose ontology, it also augments the arguments and predicates with additional information about a set of possible features (mobility, container, negation) and mapping of the words to hierarchical ontology classes (i.e., mapping “water” to “beverage”). SRL is centered around the semantic frames of the verbs (predicates) and identifies each predicate’s main and adjunct (mainly time and location) arguments in the sentence. Figure 2 and 3 show examples of the SRL and TRIPS parses, respectively.

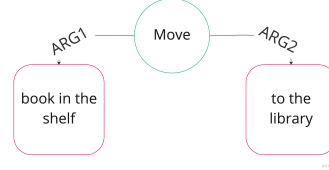


Figure 2: The SRL annotation for the sentence “Move the book in the shelf to the library”.

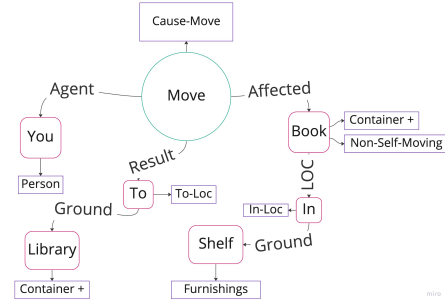


Figure 3: The TRIPS parse for the sentence “Move the book in the shelf to the library”.

The symbolic model only uses the TRIPS parser as it provides more extended extractions and meaningful relations, while both SRL and TRIPS are used for integration with the neural baselines.

#### 3.1 PROPOLIS: Symbolic Procedural Reasoning

We propose the PROPOLIS model, which solves the procedural reasoning task merely by symbolic semantic parsing. PROPOLIS operates on the TRIPS parser in three steps. First, it makes an abstraction over the original parse to summarize the information in the graph and include a smaller set of actions and changes in objects and their locations. Second, it uses a set of rules to transform the abstracted parses into clear actions and identifies the affected objects by the actions, using the semantic roles, while extracting an ending location or starting location. Lastly, it performs global reasoning to connect the local decisions and produce

a consistent sequential set of actions/locations for each entity of interest. More details about the steps are also available in Appendix B.

### 3.1.1 Graph Abstraction

The original TRIPS parse includes many concepts and edges that do not directly affect entities' location or existence. Therefore, we make a more concise graph abstraction to facilitate processing the entities, actions, and locations. To obtain a more informative abstraction, firstly, the relevant classes of the TRIPS ontology are mapped to action classes defined in the Propara dataset (Create, move, or destroy). For instance, the verb 'flow' is first mapped to the 'fluidic motion' class in the TRIPS ontology, which is a child of the 'motion' class, and the 'motion' class is mapped to the 'move' action in the Propara dataset. This will help distinguish the predicates that signal a change in the location or existence of objects. Second, the important arguments are identified in the parse, and the locations are extracted. The graph is decomposed to include a set of events with their arguments. Each event may contain different roles such as "agent", "affected", "result", "to\_location", "from\_location", or other roles required by its semantic frame.

### 3.1.2 Rule-based Local Decisions

We use a set of heuristic rules to map the abstracted graph onto actual actions over the entities of interest. The rules are written according to the semantic frames and the type of predicates and arguments in each parse. For instance, if a semantic frame is mapped to 'Move' and has both the 'agent' and 'affected' arguments, then the 'affected' argument specifies the object being moved. The same frame with only an 'agent' argument indicates a move for the object in the 'agent' role. Table 1 shows the most frequent templates we used to transform the local parses into actual decisions over the entities.

### 3.1.3 Global Reasoning

The two first steps are merely based on the local sentence-level actions of each step. We need additional global reasoning over the whole procedure to predict the outputs. Global reasoning ensures that local decisions form a valid global sequence of actions for a given entity. For instance, if an entity is predicted to be destroyed at step 2 and moved at step 3, we consider the 'destroyed' action a wrong local decision since a destroyed object cannot move later in the process. The graph also contains pas-

sive indications of object location in phrases such as "the book on the shelf" or even indications of prior locations in terms of a 'from\_location' argument. These phrases do not generate actions but provide information that should be used in previous steps. For example, if step  $t$  has a local prediction 'Move' for entity  $e$  with no target location and step  $t + 1$  has a 'from\_location' for entity  $e$ , then the 'from\_location' should be used as the target location of the 'Move' action in the previous step.

## 3.2 Integration with Neural Models

Here, we investigate whether explicitly incorporating semantic parsers with neural models can help better understand the procedural text. We choose two of the recently proposed and most commonly used backbone architectures for procedural reasoning tasks, namely NCET (Gupta and Durrett, 2019) and TSLM (Faghihi and Kordjamshidi, 2021) (and its extension CGLI (Ma et al., 2022)). Similar to (Huang et al., 2021), we rely on a graph attention network (GAT) to integrate the information from the semantic parsers into the neural baselines.

Following (Huang et al., 2021), the nodes in this graph are either (1) predicates in the semantic frames, (2) mentions of entities of interest (Exact match or Co-reference), or (3) noun phrases in the sentence. An edge in the SRL graph exists between two nodes if they have a (predicate, argument) connection or they are both parts of the same verb semantic frame (argument to argument) (Huang et al., 2021). It is relatively straightforward to build a semantic graph with the TRIPS parser because it outputs the parse as a graph.

An edge is created between any pairs of nodes (phrases) in the graph if any subsets of these two phrases are connected in the original parse. The edge types are preserved. Since not all the nodes in the original parse are present in the new simplified graph, we may lose some key connections. To fix this, if two nodes (phrases) are not connected in the new graph but have been connected in the original one, we find the shortest path between them in the original parse and connect them with a new edge with the type being the concatenation of all the edge types in the path. Lastly, nodes are connected across sentences based on either an exact match or co-reference resolution.

Both NCET and TSLM models are trained based on Cross Entropy to compute the loss for both actions and locations. The final loss of the model



Main Predicate	Roles	Decisions
Move	Affected, Agent	The “Affected” is being moved.
Move	Agent	The “Agent” is being moved.
Destroy	Affected	The “Affected” is being destroyed
Create	Affected_Result, Affected	The “Affected_Result” is being created
Create	Affected	The “Affected” is being created
Change	Affected, Res	The “Affected” is being destroyed, and the “Res” is being created

Table 1: The rules used to evaluate the effect of actions on various roles of the semantic frame

is calculated by  $L_{total} = L_{action} + \lambda * L_{location}$ , where  $\lambda$  is a balancing hyper-parameter.

### 3.2.1 Integration with NCET as Backbone

The NCET model uses a language model to encode the context of the procedure and compute representations for mentions of entities, verbs, and locations. These representations are used in two sub-modules for predicting the actions and the locations. To integrate the semantic parsers with the NCET architecture, we use the output of the language model to initialize the semantic graph representations. Then multiple layers of graph attention network (based on TransformerConv (Shi et al., 2020)) are applied to encode the graph structure. We combine the updated graph representations with the initial mention representations. These combined representations are later used in subsequent prediction modules.

More formally, we start by using a language model to encode the context of the process  $h' = LM(S)$ , where  $S$  is the procedure, and  $h'$  is the embedding output from the language model. The representations are further encoded by a BiLSTM  $h = BiLSTM(h')$ .

**Graph Attention Network** Since each node in the semantic graph corresponds to a subset of tokens in the original paragraph, we use the mean average of these tokens’ representation to initialize the nodes’ embedding denoted as  $v_i^0$ . If the graph contains edge types, the edges between each two nodes  $i$  and  $j$  are denoted by  $e_{ij}$  and is represented by the average token embedding through the same LM model used for encoding the story,  $e_{ij} = Mean(LM(e_{ij}^{text}))$ . Lastly, we use  $C$  layers of TransoformerConv (Shi et al., 2020) to encode the graph structure. More details on the graph encoder is available in Appendix C.

**Representing Mentions** To integrate the semantic parses with the baseline model, we use both representations obtained from the language model and the graph encoder to represent entities, verbs, and

Tag	Description
O_D	Entity does not exist after getting destroyed
O_C	Entity does not exist before getting created
E	Entity exists and does not change
C	Entity is created
D	Entity is destroyed

Table 2: The list of output tags/actions

locations in the process. Mention representations are denoted by  $r_t^m = [M(h_t^m); M(h_{gt}^m)]$ , where  $t$  is one step of the process,  $h_t^m$  is the average representation of tokens in the story corresponding to the mention  $m$  in step  $t$ ,  $h_{gt}^m$  is the average embedding of nodes corresponding to mention  $m$  in step  $t$ , and the function  $M$  replaces the representations with zero if there is no mention of  $m$  in step  $t$ .

**Location Prediction** We first encode the pairwise representation of an entity  $e$  and location candidate  $lc$  at each step  $t$ , denoted by  $\mathbf{x}_t^{(e,lc)} = [\mathbf{r}_t^e; \mathbf{r}_t^{lc}]$ . Next, we use an LSTM to encode the step-wise flow of the pair representation to get  $\bar{h}_t^{(e,lc)} = LSTM(\mathbf{x}_t^{(e,lc)})$ . Finally, the probability of each location candidate  $lc$  to be the location of entity  $e$  at step  $t$  is calculated by a *softmax* over the potential candidates,  $p^{(e,lc)}_t = Softmax(W_{loc}^t \bar{h}_t^{(e,lc)})$ , where  $W_{loc}^t$  is the learning parameters of a single multi-layer perceptron.

**Action Prediction** To predict the action for entity  $e$  at step  $t$ , we create a new representation for the entity based on its mention and the sentence verbs, denoted by  $x_t^e = [r_t^e; Mean_{v \in np(e_t)}(r_t^v)]$ , where  $np(e_t)$  is the set of verbs whose corresponding node in the graph has a path to any of the nodes representing entity  $e$  in step  $t$ . The final representations are then produced using a BiLSTM over the steps,  $h_t^e = LSTM([x_t^e])$ . Lastly, a neural CRF layer is used to consider the sequential structure of the actions by learning transition scores during the training of the model (Gupta and Durrett, 2019). The set of possible actions is shown in Table 2.

	Local	Global Loc	Global Ent		Global Loc and Ent	Ambiguous
	Both	Both	Actions	Locations	Both	Actions
Train	885	367	438	340	114	593
Dev	116	44	66	3	9	76
Tests	105	61	98	71	18	110

Table 3: The number of decisions per category of evaluation with the new decision-level metric. “Both” refers to both location and action decisions and is used since the number of those decisions is the same in most cases. The number of decisions in the ‘Global Ent’ case can be different for the actions and the locations because this category also considers ‘destroy’ events that have no corresponding locations.

### 3.2.2 Integration with TSLM as Backbone

The TSLM (Faghihi and Kordjamshidi, 2021) model reformulates the procedural reasoning task as a question-answering problem. The model simply asks the question, ‘Where is entity  $e$ ?’ at each step of the process. To include the context of the whole process when asking the same question at different steps, TSLM further introduces a time-aware language model that can encode additional information about the time of events. Given the new encoding, each step of the process is mapped to either past, present, or future. TSLM uses the answer to the question at each step to form a sequence of decisions over the location of entity  $e$ . To integrate the semantic graph with this model, we first extend the graph by adding a question node. The graph is then initialized using the time-aware language model. The encoded representations of the graph, after applying multiple layers of GAT, are combined with the original token representations and used for extracting the answer to the question.

**Initial Representation** For each entity  $e$  and timestamp  $t$ , the string “where is  $e$ ? s1 </s> s2 </s> ... s<sub>m</sub> </s>” is fed into the time-aware language model. Accordingly, the tokens’ representations for timestamp  $t$  are  $(h_e)_t^i = LM(S, t)$ .

**Graph Attention Module** Inspired by (Zheng and Kordjamshidi, 2020), we add new nodes to the semantic graph to represent the question and each step of the process. We connect the question node to any node in the graph representing the entity of interest  $e$ , and each step node to all the tokens in their corresponding sentence. An example of the QA-based graph can be found in Appendix D. All the node embeddings are initialized by the average embedding of their corresponding tokens in the procedure. We use  $C$  layers of graph attention network (TransformerConv), similar to Section 3.2.1, to encode the graph structure.

**Location Prediction** For predicting the locations of entities, that is, the answer to the question, we

predict the answer among the set of location candidates. This is different from the common practice of predicting start/end tokens. We represent each location candidate by combining representations from both the graph and the time-aware language model, denoted by  $r_t^{lc} = [(h_e)_t^{lc}, (h_g^e)_t^{lc}]$ , where  $(h_g^e)_t^{lc}$  is the representation of the  $lc$  from the last layer of the GAT. The answer is then selected by calculating a *softmax* over the set of location candidates,  $p_t^{lc} = \text{Softmax}(W^{location} r_t^{lc})$ .

**Action Prediction** Similar to CGLI (Ma et al., 2022) model, we explicitly predict the actions of entities alongside the locations. First, the model extracts each timestamp’s “CLS” tokens and builds sequential pairs of  $(CLS_t^e, CLS_{t+1}^e)$ . Then, it produces a change representation vector for each of these pairs, denoted by  $r_t^e = F(CLS_t^e; CLS_{t+1}^e)$ . Lastly, the sequence of  $[r_t^e]$  logits is passed through the same neural CRF layer used by the NCET model, introduced in Section 3.2.1, to generate the final probability of actions.

## 4 Evaluation

We use three evaluation metrics to analyze the performance of the symbolic, sub-symbolic, and neural baselines. The first metric is sentence-level and proposed in (Dalvi et al., 2018). The second metric is a document-level evaluation proposed by (Tandon et al., 2018). Both of these metrics evaluate higher-level procedural concepts that can be inferred from the predictions of the model rather than the raw decisions. These metrics give more importance to the actions compared to the location decisions. Although they can successfully evaluate some aspects of the models, they fail to measure the research progress in addressing the challenges of the procedural reasoning task. We extend these evaluations with a new decision-level evaluation metric that considers almost all model decisions with a similar weight and evaluates the models based on the difficulty of the reasoning process.

#### 4.1 Propara Evaluation Metrics

With the **sentence-level** metrics, the predictions are evaluated in three different categories. (**Cat1**) evaluates whether an entity  $e$  has been created (destroyed/moved) during the process. (**Cat2**) evaluates when an entity  $e$  is created (destroyed/moved). (**Cat3**) evaluates where  $e$  is created (destroyed/moved).

With the **document-level** metrics, we evaluate the Inputs, Outputs, Conversion, and Moves separately and average over the F1 score of these four criteria to output one F1 score as the final metric. Here, **Inputs** are entities that did exist before the process started and are destroyed during. **Outputs** are entities that did not exist before the process but created during it. **Conversions** evaluates which entities converted to another entity. Lastly, **Moves** evaluates which entities have been moved from one place to another.

#### 4.2 Extended Evaluation

Both sets of existing evaluation metrics of the Propara dataset do not directly evaluate the predictions of the model but rather evaluate higher-level procedural concepts which can be inferred from the sets of decisions (i.e, an entity being input/output). Given their evaluation criteria, one model may surpass another in the number of correct decisions but still obtain a lower performance.

Therefore, we propose a new evaluation metric (**decision-level**) that directly evaluates the models' decisions. This evaluation metric is designed to consider the difficulty of the reasoning process and help better identify the core challenges of the task. We divide the set of decisions into five categories based on the presence of the entity  $e$  and the location  $l$  at each step  $t$ . We denote any mention of  $e$  by  $m^e$ , any mention of  $l$  by  $m^l$ , the action for entity  $e$  at step  $t$  by  $tag_t^e$ , and the text of the current step by  $S_t$ . The following specifies the five categories and how a decision falls under them.

**Local Decision:** A decision where (1)  $m^e \in S_t$ , (2)  $m^l \in S_t$ , and (3)  $tag_t^e \in \{Move, Create\}$

**Global Location Decision:** A decision where (1)  $m^e \in S_t$ , (2)  $m^l \notin S_t$ , and (3)  $tag_t^e \in \{Move, Create\}$

**Global Entity Decision:** A decision where (1)  $m^e \notin S_t$ , (2)  $m^l \in S_t$  or  $l = " - "$ , and (3)  $tag_t^e \in \{Move, Create, Destroy\}$

**Global Entity and Location Decision:** A decision where (1)  $m^e \notin S_t$ , (2)  $m^l \notin S_t$ , and (3)

$tag_t^e \in \{Move, Create\}$

**Ambiguous Local Action:** A decision where (1)  $m^e \in S_t$  and (2)  $S_t$  contains multiple action verbs.

Table 3 shows the detailed statistics of the number of decisions falling under each of these five categories for the Propara dataset. Evaluating the performance of models given the new decision-level metric will clarify the lower-level challenges in the reasoning over states and locations of entities simultaneously. Getting accurate predictions in any of these categories of decisions requires the models to have different reasoning capabilities.

The local decisions mostly require a sentence-level understanding of the action and its consequences. The global location decisions require reasoning over the current step and the ability to connect the local information to the global context. The predictions for the category of the global entity mostly require reasoning over complex co-references (we have already considered simple co-references such as pronouns as mentions of the entity) or the ability to recover missing pronouns in a sentence such as "Gradually mud piles over (them)". The global entity and location decisions are the most challenging cases, which require reasoning over local and global contexts, complex co-reference resolution, and handling of missing pronouns. The ambiguous decisions mainly require local disambiguation of (entity, role, predicate) connections when multiple predicates are present in the sentence. Moreover, common sense is required for a subset of all the decision categories.

## 5 Experiments

Here, we summarize the performance of strong baselines compared with the symbolic (PROPOLIS) and integrated models. The implementation details of the models are available in Appendix A. Table 4 shows the performance of models in the two conventional metrics of the Propara dataset, and Table 5 shows the performance of models based on the decision-level metric. We summarize our findings in a set of question-answer pairs.

**Q1. Can semantic parsing alone solve the problem reasonably?** Based on Table 4, the PROPOLIS model outperforms many of the neural baselines (document-level F1-score of row#4 compared to rows #1 to #3), showing that deep semantic parsing can provide a general solution for the procedural reasoning task to some extent without the need for training data. This model performs rel-

#Row	Models	Sentence-level evaluation					Document-level evaluation		
		Cat1	Cat2	Cat3	Macro-avg	Micro-avg	Precision	Recall	F1
1	ProLocal	62.7	30.5	10.4	34.5	34.0	<b>77.4</b>	22.9	35.3
2	ProGlobal	63	36.4	35.9	45.1	45.4	46.7	52.9	49.4
3	KG-MRC	62.9	40	38.2	47	46.6	64.5	50.7	56.8
4	PROPOLIS(ours)	69.9	37.71	5.6	37.74	36.67	70.9	50.0	58.7
5	NCET (re-implemented)	75.54	45.46	41.6	54.2	54.38	68.4	63.6	66
6	REAL(re-implemented)*	78.9	48.31	41.62	56.29	56.35	67.3	64.9	66.1
7	NCET + SRL(ours)	77.1	46.35	42	55.16	55.32	67.8	65.2	66.5
8	NCET + TRIPS(ours)	77.1	48.12	43.36	56.19	56.32	72.5	65.4	68.8
9	NCET + TRIPS(Edge)(ours)	75.68	47.6	45.71	56.33	56.37	69.9	65.5	67.6
10	NCET + PROPOLIS(ours) <sup>+</sup>	78.54	48.69	44.26	57.16	57.31	74.6	65.8	69.9
11	DynaPro	72.4	49.3	44.5	55.4	55.5	75.2	58	65.5
12	KOALA	78.5	53.3	41.3	57.7	57.5	77.7	64.4	70.4
13	TSLM	78.81	56.8	40.9	58.83	58.37	68.4	68.9	68.6
14	CGLI	80.3	<b>60.5</b>	48.3	<b>63.0</b>	<b>62.7</b>	74.9	<b>70</b>	<b>72.4</b>
15	CGLI + TRIPS (ours)	<b>80.62</b>	58.94	<b>49.08</b>	62.88	62.68	74.5	68.5	71.4

Table 4: The table of results based on sentence-level and document-level evaluation of the Propara Dataset. \* Since the code for the REAL model is not available, we have re-implemented the architecture based on the guidelines of the paper and the communications. <sup>+</sup> The graph is first abstracted using the PROPOLIS graph abstraction phase and then used instead of the Trips parse as input to the model.

Model	Local			Global Loc			Global Ent			Global Loc and Ent			Amb <sup>+</sup>
	A	L	Both	A	L	Both	A	L	Both	A	L	Both	
KOALA	74.3	65.7	59.0	<b>86.9</b>	24.6	22.9	1.0	7.0	0.0	5.6	11.1	0	73.63
PROPOLIS	55.2	19.0	19.0	63.9	1.6	1.6	0.0	9.9	0.0	0.0	0.0	0.0	52.7
NCET	69.5	62.8	60.0	70.5	36.1	29.5	3.1	5.6	0.0	0.0	0.0	0.0	57.2
NCET + SRL	68.6	65.7	61.9	77.0	36.1	31.1	10.2	5.6	0.0	5.5	5.5	0.0	62.7
NCET + TRIPS	71.4	67.6	<b>63.8</b>	75.4	42.6	36.1	10.2	9.9	2.8	5.5	11.1	0.0	63.6
NCET + PROPOLIS	71.4	64.8	61.9	83.6	36.1	34.4	3.1	7.0	0.0	5.5	5.5	0.0	70.9
CGLI	65.7	62.9	54.3	75.4	59.0	50.8	<b>19.4</b>	19.7	11.3	22.2	<b>27.8</b>	11.1	70.0
CGLI + TRIPS	<b>75.2</b>	<b>70.5</b>	61.9	80.3	<b>60.6</b>	<b>52.2</b>	17.3	<b>22.5</b>	<b>12.7</b>	<b>27.8</b>	<b>27.8</b>	<b>16.7</b>	<b>74.5</b>

Table 5: The results of the models on the new extended evaluation metric (decision-level) in terms of accuracy (%). ‘A’ means the action is correct, ‘L’ means the location is correct, and ‘Both’ means both the action and location are correct.<sup>+</sup> Local ambiguous cases.

atively well on action-based decisions (cat1) but fails to extract the proper location decisions (cat3). This is because many locations are inferred based on common sense rather than the verb semantic frames. Notably, the set of rules written on top of PROPOLIS is local and simple and can be further expanded to improve performance. Table 5 further indicates that the predictions of the PROPOLIS model on the actions are much closer to the SOTA models than its predictions for the entities’ location. The good performance of PROPOLIS on the action decisions for the “Global Location” category can further show that the local context can mostly indicate the action even if retrieving the result of the action (location) requires more reasoning steps. Lastly, since PROPOLIS is a model built over local semantic frames, it dramatically fails to make accurate decisions when the entity does not appear in the sentence (Global Ent).

**Q2. Can the integration of semantic parsing improve the neural models?** We evaluate this based on the two strong baselines, NCET and TSLM. When semantic parsers are integrated into NCET,

all three evaluation metrics improve (compare rows #7 to #10 with row #5). This improvement is even better if the source of the graph is the abstracted parse from the PROPOLIS method (row #10). Semantic parsers improve NCET’s performance in all categories of decisions, particularly in local ambiguous sentences and decisions requiring reasoning over global locations. Notably, the integration of PROPOLIS with the NCET model significantly boosts the ability to disambiguate local information in sentences with multiple action verbs.

The integration of the semantic graph slightly hurts the performance of the CGLI baseline when using conventional metrics (1%). However, it outperforms this baseline on “cat3” (0.78%), which is the only evaluation that directly considers location predictions. Notably, the original CGLI model (baseline) uses the pre-trained classifiers from SQUAD (Rajpurkar et al., 2016) to predict the start/end tokens from the paragraph as the locations (answer to the question). However, since the integrated method extracts candidates from the graph in the form of spans, it cannot reuse the



same pre-trained classifier parameters. This may contribute to the drop in performance since CGLI performs 2% lower on the document-level F1 score when SQUAD pre-training is removed (Ma et al., 2022). Despite the drop in performance based on the conventional metrics, the integrated QA-model (CGLI + TRIPS) outperforms the baseline in almost all the criteria in the new evaluation (Table 5), especially on decisions that only require local reasoning or local disambiguation. This is due to the global nature of the TSLM (or CGLI) backbone, which predicts the locations based on the whole story and ignores many of the local signals, whereas the graph can help directly extract the local relations.

### Q3. How can the decision-level metrics help understand models’ weaknesses and strengths?

Based on the results in Table 5, the NCET model is better at reasoning over the local context than the global context. It also clarifies that although the TSLM (or CGLI) model can properly reason over multiple steps, it is not as competitive as the NCET model in the local cases. However, the integration of semantic parsers could improve the models to close the gap on both local and global aspects and has a complimentary influence on the initial performance of the baselines. As a general conclusion based on our new evaluation metrics, we can argue that the most challenging decisions are the ones that require reasoning over missing mentions of entities in the local context. Addressing this challenge may require external reasoning over common-sense, performing the complex coreference resolution, or handling missing pronouns.

## 6 Discussion

Here, we discuss some of the potential concerns that may arise with the usage of symbolic systems such as TRIPS and the new evaluation criteria.

**Coverage and rule crafting of PROPOLIS.** Our implementation of the symbolic method and the integrated models rely on the knowledge extracted from very fine-grained semantics covered in TRIPS. Consequently, a small mapping effort was needed to create such a system. The mapping between actions in Propara and verbs is straightforward since verbs are automatically mapped onto ontological classes that provide the type of actions based on the parse. Hence, defining the mapping rules for the most general relevant ontology types of verbs is sufficient because all the descendent types will fol-

low the same mapping (See Table 1). More details are available in Appendix B). Additionally, the effort needed for the pre-processing and designing of the mapping rules is similar to the hyperparameter tuning of neural models. Since mapping is based on common sense rather than trial-and-errors in hyperparameter tuning, finding an optimal solution may even take less effort.

**Out-Of-Vocabulary words in parses.** TRIPS automatically maps words to ontology classes using WordNet (Miller, 1995). This gives us considerable vocabulary coverage and reduces OOV risk. TRIPS can identify the role of the unseen words (not available in WordNet) based on the sentence syntax and will not produce errors when encountering unseen words. In the same way, PROPOLIS and integrated models will not be affected.

**Effectiveness of the new evaluation metric.** The previously proposed high-level evaluations are strict and do not accurately reflect the quality and quantity of the lower-level model decisions. Thus they do not adequately reveal the models’ abilities. For example, when compared at high-level metrics, two models may have the same performance value of 20%, while their decision accuracy may be 60% and 10%. This issue is reflected during training epochs too when the models’ performance remains the same despite the decisions on the train set continuing to improve. Therefore, it seems more appropriate to evaluate the models based on the same objective criteria used for training them (decision-level). However, the previously used metrics can be secondary evaluations to measure how well the model captures higher-level procedural concepts.

## 7 Conclusion

We investigated whether semantic parsers could help with reasoning over procedural text. We proposed PROPOLIS, a symbolic model operating on deep semantic parsers to solve the procedural reasoning task. For this task, the symbolic model outperformed many recent neural architectures. We then evaluated the effects of integrating semantic parsers with two well-known SOTA neural backbones. All integrated models outperformed baseline architectures, particularly when the parser provided more detailed information and rich semantic frames. Furthermore, we proposed new evaluation metrics that show the pros and cons of the models and help identify the key challenges in reasoning over procedural text.

## Acknowledgments

This project is supported by National Science Foundation (NSF) CAREER award 2028626 and partially supported by the Office of Naval Research (ONR) grant N00014-20-1-2005. Any opinions, findings, and conclusions or recommendations expressed in this material are those of the authors and do not necessarily reflect the views of the National Science Foundation nor the Office of Naval Research. We also want to thank Drew Hayward, who helped us with a subset of experiments on PROPOLIS during his research at Michigan State University.

## Limitations

There are multiple limitations to methods that rely on semantic parsers for solving natural language tasks. First, semantic parsers and especially the ones that do not rely on noisy training data, are most susceptible to errors when the original sentence contains even small grammatical or spelling errors. Next, parsers such as TRIPS rely on general-purpose ontology and a pipeline for generating the output parses. The pipeline first understands the meaning of each word in the sentence. This is subject to errors when words/verbs can have multiple meanings and require the context to disambiguate their semantics. For instance, the TRIPS parser may map the verb ‘run’ to the ‘management’ class in ontology instead of the ‘physical activity’ class. Lastly, executing graph attention networks with many layers requires a powerful system with access to GPU and is more time-consuming than the baselines that do not require reasoning over a graph structure.

## References

- James F Allen and Choh Man Teng. 2017. Broad coverage, domain-generic deep semantic parsing. In *2017 AAAI Spring Symposium Series*.
- Aida Amini, Antoine Bosselut, Bhavana Dalvi Mishra, Yejin Choi, and Hannaneh Hajishirzi. 2020. Procedural reading comprehension with attribute-aware context flow. In *Proceedings of the Conference on Automated Knowledge Base Construction (AKBC)*.
- Jonathan Berant, Vivek Srikumar, Pei-Chun Chen, Abby Vander Linden, Brittany Harding, Brad Huang, Peter Clark, and Christopher D Manning. 2014. Modeling biological processes for reading comprehension. In *Proceedings of the 2014 Conference on Empirical Methods in Natural Language Processing (EMNLP)*, pages 1499–1510.
- Antoine Bosselut, Omer Levy, Ari Holtzman, Corin Ennis, Dieter Fox, and Yejin Choi. 2018. Simulating action dynamics with neural process networks. In *Proceedings of the 6th International Conference for Learning Representations (ICLR)*.
- Bhavana Dalvi, Lifu Huang, Niket Tandon, Wen-tau Yih, and Peter Clark. 2018. Tracking state changes in procedural text: a challenge dataset and models for process paragraph comprehension. In *Proceedings of the 2018 Conference of the North American Chapter of the Association for Computational Linguistics: Human Language Technologies, Volume 1 (Long Papers)*, pages 1595–1604, New Orleans, Louisiana. Association for Computational Linguistics.
- Bhavana Dalvi, Niket Tandon, Antoine Bosselut, Wen-tau Yih, and Peter Clark. 2019. Everything happens for a reason: Discovering the purpose of actions in procedural text. In *Proceedings of the 2019 Conference on Empirical Methods in Natural Language Processing and the 9th International Joint Conference on Natural Language Processing (EMNLP-IJCNLP)*, pages 4496–4505, Hong Kong, China. Association for Computational Linguistics.
- Rajarshi Das, Tsendsuren Munkhdalai, Xingdi Yuan, Adam Trischler, and Andrew McCallum. 2018. Building dynamic knowledge graphs from text using machine reading comprehension. In *International Conference on Learning Representations*.
- Hossein Rajaby Faghihi and Parisa Kordjamshidi. 2021. Time-stamped language model: Teaching language models to understand the flow of events. In *Proceedings of the 2021 Conference of the North American Chapter of the Association for Computational Linguistics: Human Language Technologies*, pages 4560–4570.
- George Ferguson, James F Allen, et al. 1998. Trips: An integrated intelligent problem-solving assistant. In *Aaai/Iaai*, pages 567–572.
- Aditya Gupta and Greg Durrett. 2019. Tracking discrete and continuous entity state for process understanding. In *Proceedings of the Third Workshop on Structured Prediction for NLP*, pages 7–12, Minneapolis, Minnesota. Association for Computational Linguistics.
- Hao Huang, Xiubo Geng, Jian Pei, Guodong Long, and Daxin Jiang. 2021. Reasoning over entity-action-location graph for procedural text understanding. In *Proceedings of the 59th Annual Meeting of the Association for Computational Linguistics and the 11th International Joint Conference on Natural Language Processing (Volume 1: Long Papers)*, pages 5100–5109, Online. Association for Computational Linguistics.

- Liyuan Liu, Haoming Jiang, Pengcheng He, Weizhu Chen, Xiaodong Liu, Jianfeng Gao, and Jiawei Han. 2019. On the variance of the adaptive learning rate and beyond. *arXiv preprint arXiv:1908.03265*.
- Reginald Long, Panupong Pasupat, and Percy Liang. 2016. Simpler context-dependent logical forms via model projections. In *Proceedings of the 54th Annual Meeting of the Association for Computational Linguistics (Volume 1: Long Papers)*, pages 1456–1465, Berlin, Germany. Association for Computational Linguistics.
- Kaixin Ma, Filip Ilievski, Jonathan Francis, Eric Nyberg, and Alessandro Oltramari. 2022. Coalescing global and local information for procedural text understanding. In *Proceedings of the 29th International Conference on Computational Linguistics*, pages 1534–1545.
- George A Miller. 1995. Wordnet: a lexical database for english. *Communications of the ACM*, 38(11):39–41.
- Kuntal Kumar Pal, Kazuaki Kashihara, Pratyay Banerjee, Swaroop Mishra, Ruoyu Wang, and Chitta Baral. 2021. [Constructing flow graphs from procedural cybersecurity texts](#). In *Findings of the Association for Computational Linguistics: ACL-IJCNLP 2021*, pages 3945–3957, Online. Association for Computational Linguistics.
- Pranav Rajpurkar, Jian Zhang, Konstantin Lopyrev, and Percy Liang. 2016. SQuAD: 100,000+ questions for machine comprehension of text. In *Proceedings of the 2016 Conference on Empirical Methods in Natural Language Processing*, pages 2383–2392, Austin, Texas. Association for Computational Linguistics.
- Peng Shi and Jimmy Lin. 2019. Simple bert models for relation extraction and semantic role labeling. *arXiv preprint arXiv:1904.05255*.
- Qi Shi, Qian Liu, Bei Chen, Yu Zhang, Ting Liu, and Jian-Guang Lou. 2022. Lemon: Language-based environment manipulation via execution-guided pre-training. *arXiv preprint arXiv:2201.08081*.
- Yunsheng Shi, Zhengjie Huang, Shikun Feng, Hui Zhong, Wenjin Wang, and Yu Sun. 2020. Masked label prediction: Unified message passing model for semi-supervised classification. *arXiv preprint arXiv:2009.03509*.
- Shane Storks, Qiaozi Gao, Yichi Zhang, and Joyce Chai. 2021. Tiered reasoning for intuitive physics: Toward verifiable commonsense language understanding. In *Findings of the Association for Computational Linguistics: EMNLP 2021*, pages 4902–4918.
- Niket Tandon, Bhavana Dalvi, Joel Grus, Wen-tau Yih, Antoine Bosselut, and Peter Clark. 2018. Reasoning about actions and state changes by injecting commonsense knowledge. In *Proceedings of the 2018 Conference on Empirical Methods in Natural Language Processing*, pages 57–66, Brussels, Belgium. Association for Computational Linguistics.
- Niket Tandon, Bhavana Dalvi, Keisuke Sakaguchi, Peter Clark, and Antoine Bosselut. 2019. Wiqa: A dataset for “what if...” reasoning over procedural text. In *Proceedings of the 2019 Conference on Empirical Methods in Natural Language Processing and the 9th International Joint Conference on Natural Language Processing (EMNLP-IJCNLP)*, pages 6076–6085.
- Niket Tandon, Keisuke Sakaguchi, Bhavana Dalvi, Dheeraj Rajagopal, Peter Clark, Michal Guerquin, Kyle Richardson, and Eduard Hovy. 2020. [A dataset for tracking entities in open domain procedural text](#). In *Proceedings of the 2020 Conference on Empirical Methods in Natural Language Processing (EMNLP)*, pages 6408–6417, Online. Association for Computational Linguistics.
- Jason Weston, Antoine Bordes, Sumit Chopra, Alexander M. Rush, Bart van Merriënboer, Armand Joulin, and Tomas Mikolov. 2015. Towards ai-complete question answering: A set of prerequisite toy tasks. Cite arxiv:1502.05698.
- Thomas Wolf, Lysandre Debut, Victor Sanh, Julien Chaumond, Clement Delangue, Anthony Moi, Pierric Cistac, Tim Rault, Remi Louf, Morgan Funtowicz, Joe Davison, Sam Shleifer, Patrick von Platen, Clara Ma, Yacine Jernite, Julien Plu, Canwen Xu, Teven Le Scao, Sylvain Gugger, Mariama Drame, Quentin Lhoest, and Alexander Rush. 2020. [Transformers: State-of-the-art natural language processing](#). In *Proceedings of the 2020 Conference on Empirical Methods in Natural Language Processing: System Demonstrations*, pages 38–45, Online. Association for Computational Linguistics.
- Te-Lin Wu, Alex Spangher, Pegah Alipoormolabashi, Marjorie Freedman, Ralph Weischedel, and Nanyun Peng. 2022. Understanding multimodal procedural knowledge by sequencing multimodal instructional manuals. In *Proceedings of the 60th Annual Meeting of the Association for Computational Linguistics (Volume 1: Long Papers)*, pages 4525–4542.
- Semih Yagcioglu, Aykut Erdem, Erkut Erdem, and Nazli Ikizler-Cinbis. 2018. Recipeqa: A challenge dataset for multimodal comprehension of cooking recipes. In *EMNLP*.
- Zhihan Zhang, Xiubo Geng, Tao Qin, Yunfang Wu, and Daxin Jiang. 2021. Knowledge-aware procedural text understanding with multi-stage training. In *Proceedings of the Web Conference 2021*.
- Chen Zheng and Parisa Kordjamshidi. 2020. Srlgrn: Semantic role labeling graph reasoning network. In *Proceedings of the 2020 Conference on Empirical Methods in Natural Language Processing (EMNLP)*, pages 8881–8891.

## A Implementation Details

We use the PyTorch geometric<sup>5</sup> library to implement all the graph attention models and Hugging-face library (Wolf et al., 2020) for implementing the language models. For the NCET model and its extensions based on semantic parsers, the best model is selected by a search over the  $\lambda \in \{0.3, 0.4\}$ , the learning rate in  $\{3e-5, 3.5e-5, 5e-5\}$ . The number of graph attention layers are set to 2 and the batch size is set to 8 process. All models are using Bert-base as the selected language model for encoding the context. We further use RAdam (Liu et al., 2019) to optimize the model parameters of both the language models, the LSTM, and the classifiers. For the CGLI method, we use the exact hyper-parameters as specified in (Ma et al., 2022). We further use 15 layers of graph attention network with the input from the fifth layer of the time-aware language models. The gradients from the graph attention network (GAT) would not back-propagate to the original language model and only affect the parameters in the GAT model. The implementation code of our models and the re-implemented models will be available in the camera-ready version. The implementation code for all our models will be available on GitHub after acceptance.

## B PROPOLIS

Here, we share more details on the steps in producing symbolic decisions over the actions and the locations of objects in the Propara dataset, based on the TRIPS parser. You can also find the ontology of TRIPS parser online<sup>6</sup>.

### B.1 Graph Abstraction

From the logical forms produced by the TRIPS parser we need to extract the events and event relationships of interest. Because much of the variation expected in sentence constructions is handled by the TRIPS system, we are able to use a relatively compact specification for defining the events and relationships of interest, while coping with fairly complex and nested formulations.

We capitalized on the TRIPS ontology and parser to develop a compact and easy-to-maintain specification of event extraction rules. Instead of having to write one rule to match each key-word/phrase that could signify an event, many of

these words/phrases have already been systematically mapped to a few types in the TRIPS ontology. For instance, demolish, raze, eradicate, and annihilate are all mapped to the TRIPS ontology type “ONT::DESTROY”. In addition, the semantic roles are consistent across different ontology types. The parser handles various surface structures, and the logical form contains normalized semantic roles. For example, in the following sentence:

- The bulldozer demolished the building
- The building was demolished
- The demolition of the building
- Building demolition

, all the parses result in the same basic logical form with the semantic roles “AFFECTED: the building” and, where applicable, “AGENT: the bulldozer”. Thus, we needed very few extraction rule specifications for each event type, covering a wide range of words and syntactic patterns.

### B.2 Rule-based Local Decisions

(New: The sets of heuristics used to detect the effect of each semantic frame on the arguments were shown in Table 1). To handle the location arguments from the parses, we also consider the two cases on ‘from\_loc’ and ‘to\_loc’. In the specific case of a destroy event, any location attached to the semantic frame is considered the ‘from\_loc’ for the item being destroyed.

### B.3 Global Reasoning

To perform the global reasoning over the local predictions, we first do a forward pass through the actions and location predictions and make sure that they are globally consistent. To do so, we start from the first predicted action and check the following on every next step prediction:

- If the current action is None, then we skip this step!
- If the last observed action is “Create” or “Move”,
  - If the current action in “Create” and the location of this action is the same as the last observed location, then the new “Create” action is transformed to “None”.

<sup>5</sup><https://pytorch-geometric.readthedocs.io/>

<sup>6</sup><https://www.cs.rochester.edu/research/trips/lexicon/browse-ont-lex-ajax.html>



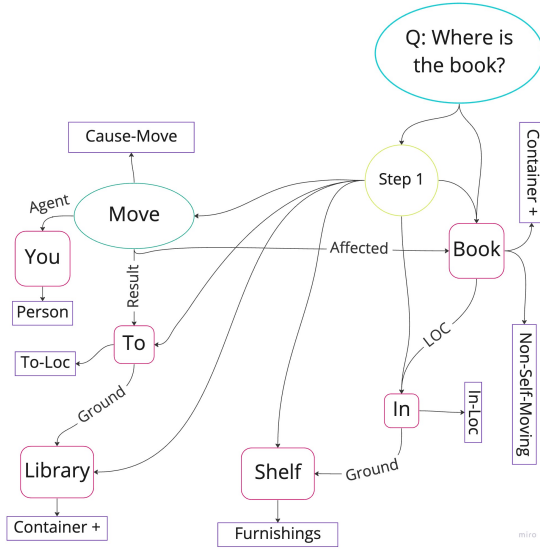


Figure 4: The QA graph for the query of “where is the book” and the sentence “Move the book on the shelf to the library”.

- If the current action is “Create” and the location of this action is different from the last observed location, then the new action is changed to “Move”.
- Otherwise, the new action is kept the same, and the last observed action is updated.
- If the last observed action is “Destroy”,
  - If the current action is “Destroy” and it has a location different from the last observed location, then the action is changed to “Move”.
  - If the current action is “Destroy” and it has a location similar to the last observed location, then the action is changed to “None”.
  - Otherwise, the new action is kept the same, and the last observed action is updated.

After fixing the sequence of actions, we first check whether the entity gets created at any of the steps or is just moved or destroyed during the process. If the entity is not created, its initial location is equal to the first ‘from\_loc’ in any subsequent actions. we then use the following criteria to fix the locations in a forward pass over the local decisions:

- If the action is “Move” but there is no final location, the final location is the first ‘from\_loc’

from any of the subsequent actions before the next “Move” event.

- If the object is being “Moved”, then its final location should be changed. If the action does not indicate a new location or the information is missing, we replace the final location with ‘?’ to indicate an unknown location.
- If the action is “None”, the last location is kept unchanged for the new step.

## C Graph Attention Network

TransformerConv uses the following formula to update the representation of the nodes ( $v_i$ ) in the graph.

$$\mathbf{v}_i^{l+1} = \mathbf{W}_1 \mathbf{v}_i^l + \sum_{j \in \mathcal{N}(i)} \alpha_{i,j} \left( \mathbf{W}_2 \mathbf{v}_j^l + \mathbf{W}_6 \mathbf{e}_{ij} \right),$$

where  $\mathcal{N}(i)$  represents the neighbors of node  $i$  in the graph,  $l$  is the layer, and the coefficient  $\alpha_{i,j}$  is computed using the following formula:

$$\alpha_{i,j} = \text{softmax} \left( \frac{(\mathbf{W}_3 \mathbf{v}_i^l)^\top (\mathbf{W}_4 \mathbf{v}_j^l + \mathbf{W}_6 \mathbf{e}_{ij})}{\sqrt{d}} \right)$$

## D Semantic Parsers

Figure 4 shows an example of the QA graph used in the integration model with CGLI baseline.

# Hossein: Semantic Parsing in Procedural Reasoning

August 2022

## 1 Evaluation

In addition to the original evaluation of the models on Propara, we extended to evaluating based on the criteria of location and entities. Accordingly, we split the set of decisions into subsets where

- The location and entity both appear in the sentence with the Move/Create annotation
- The location of the Move/Create action either comes from a before or an after sentence
- The entity is being Created/Moved while it is not mentioned in the current sentence
- The sentence has more than two verbs in it, which makes for ambiguous local decisions.

This evaluates how well models can perform the complex co-ref reasoning, the chain of location reasoning, or local reasoning for finding out the location of an event.

The statistic for location prediction:

Training set:

The number of all changes with a valid location: 1585 Number of locations that do not exist in the same sentence: 483 Location not found at all from Out-of-sentence: 16

Dev Set:

The number of all changes with a valid location: 206 Number of locations that do not exist in the same sentence: 59 Location not found at all from Out-of-sentence: 9

Tests Set:

The number of all changes with a valid location: 234 Number of locations that do not exist in the same sentence: 73 Location not found at all from Out-of-sentence: 5

The statistic for Entity change prediction:

Training set:

The number of all changes: 2455 Number of Entities that do not exist in the same sentence: 552 Location not found at all from Out-of-sentence: 19 (At least not in a direct form)

Dev Set:

The number of all changes with a valid location: 310 Number of locations that do not exist in the same sentence: 75 Location not found at all from Out-of-sentence: 5 (At least not in a direct form)

Test Set:

The number of all changes with a valid location: 401 Number of locations that do not exist in the same sentence: 116 Location not found at all from Out-of-sentence: 9 (At least not in a direct form)

Two-verb cases: These numbers reflect the cases where a change happens for the entity and the sentence has multiple verbs.

Train: 577 Dev: 73 Test: 106

Local Predictions: Training set:

The number of all changes: 1584 Number of local extractions: 1093

Dev Set:

The number of all changes with a valid location: 206 Number of local extractions: 144

Test Set:

The number of all changes with a valid location: 234 Number of locations extractions: 161

## 1.1 Examples of occurrences

### 1.1.1 Out-of-Sentence Location

Entity: ice crystals

Action sentence: 'water droplets turn into ice crystals .'

Annotated Location: 'clouds'.

The reason is the information provided in the next sentence as it states that '**ice crystals in clouds** stick together and become snowflakes .'

### 1.1.2 Out-of-Sentence Entity

Entity: Oxygen

Action Sentence: 'air reaches the smallest and finest air sacs called alveoli .'

Annotated After Location: alveoli

The reason can be found from the next sentence indicating an starting point for a move action: "**oxygen** travels **from the alveoli** into the blood .'

### 1.1.3 Two-Verb Action Sentences

Action Sentence: ‘when plants die , fungi and bacteria turn nitrogen back into ammonium through ammonification .’

Verbs: ‘die’, ‘turn back into’, ‘ammonification’.

Entities and their respective changes: (nitrogen, Destroy), (ammonium, Create), (Plant, Destroy)

### 1.1.4 Local Decisions

Entity: Carbon Dioxide

Action Sentence: ‘rain picks up carbon dioxide as it falls to earth ‘

Action: Move

After Location: Rain

## 1.2 How Can Semantic Relations Help?

### 1.2.1 Out-of-Sentence Location

In the same example, ‘Ice Crystals in the cloud’ Given semantic relations between the entity and location will clarify the current location of Crystal. Through connecting this node representing the entity at step  $i + 1$  to the entity at step  $i$ , the hope is to be able to flow this information backward to the previous step to be used.

A more sensible use-case would be in the following example:

Entity: Stream

Action Sentence: ‘the water creates a stream .’.

After-location: ‘area of high elevation’

Reason is the location of water from previous sentence: ‘water is in the area of high elevation .’.

How can semantic relations, help with this? A deeper understanding of the roles of entites would extract the following information from the action sentence: (Action Verb: Create, Agent: Water, Affected-result: Stream). This knowledge, plus the information about the prior location of Water to be ‘area of high elevation’ and a common-sense rule indicating: ‘if an agent creates a new entity, the new entity location should match the location of the creator’, would result in knowing the location of the ‘Stream’.

### 1.2.2 Out-of-Sentence Entity

This set of examples is probably the one where local information can play a very small role in resolving missed actions and locations. The reason is that semantic relations are mostly local information limited to a sentence, and the out-of-sentence entity cases mostly require common-sense, co-reference, or contextualized knowledge. However, in some easier cases, such as the example of ‘oxygen travels from the alevoli into the blood’, a deep semantic relation would



indicate a move action that has the starting location of ‘alevoli’. This information can be used to find the missing location of oxygen from the last step. A sample semantic abstraction over the same sentence indicates the following extraction: (Action Verb: Travels, Agent: Oxygen, From-location: Alevoli, To-location: Blood).

Consider the following case:

Entity: ‘sulfur dioxide’

Action Sentence: ‘these substances rise into the high atmosphere.’ After Location: ‘high atmosphere’

The only way to find such a location correctly is to understand that ‘these substances’ refer to ‘sulfur dioxide.’

### 1.2.3 Two-Verb Sentences

Consider the same example as before: ‘when plants die, fungi and bacteria turn nitrogen back into ammonium through ammonification.’ Here, the semantic frames will clearly separate the first action as (Action Verb: Die, Affected: Plant). Additionally, a deep semantic understanding module will create the following complex statement about the second action: (Action verb: Turn, Agent: fungal, Affected: Nitrogen, Result: Ammonium); this will not only clarify the two-verb sentence relations but further clarify the role of each entity involved in this complex transformation.

### 1.2.4 Local decisions

The local decisions should be the ones where semantic relations can help the most in retrieving the correct relationship unless the action or location is inferred indirectly through common sense rather than the surface of the language. For instance, it is easy to understand the after location of rain from the sentence ‘rain picks up carbon dioxide as it falls to earth.’ as semantic relationships indicate (Action Verb: Fall, what: rain, to-location: earth), but it may require common-sense that ‘If rain picks up carbon dioxide, then the location of carbon dioxide is going to be rain.’

## 1.3 Graph Variations

In order to integrate the semantic parsing information toward the location prediction task, we have used multiple sources and variations of a graph representation for the relations amongst location candidates and entities in the process.

First, we have used the following sources of parsing for generating the set of connections.

- Semantic Role Labeling (AllenAI)
- Trips
- Propolis

In addition to the mentioned sources, we have also done an abstraction over the Trips graph nodes and edges to create a simpler graphical structure for reasoning by removing unimportant nodes and shortening the path of connection between entities and their prospect locations.

Each graph can be represented as  $G(V, E)$ , where  $V$  represents the nodes and  $E$  represents the edges.

### 1.3.1 SRL

Following the work of [1], we create a graph based on semantic relations extracted through the AllenAI Semantic role labeling model<sup>1</sup>. Nodes in this graph are the participants of the stories in the Propara dataset [2], all noun phrases extracted from the story, and the predicates of the semantic frames. Edges between these nodes are made by the following criteria:

- An edge exist between the predicate and a node that is a subset of its arguments
- An edge exists between subsets of one argument to another argument in the same semantic frame (sharing the same predicate).

Additionally, the following edges are established to connect nodes from one sentence to the other:

- Exact matches of lexicons
- Co-references of entities/mentions

An example of the SRL graph is shown in Figure 1

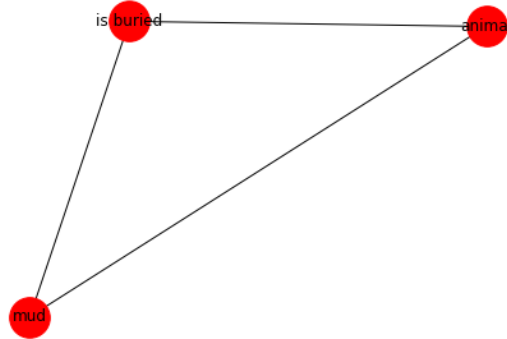


Figure 1: The SRL graph for the sentence "the animal is buried fast under mud".

Figure 2 is an example of the connected SRL graphs for two steps of a story.

---

<sup>1</sup>

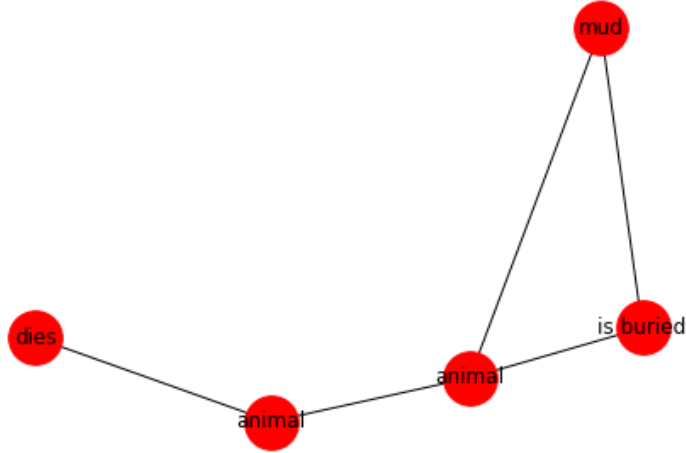


Figure 2: The SRL graph for the sentences "Animal dies." and "the animal is buried fast under mud ."

### 1.3.2 Trips

The TRIPS parser is a general-domain deep semantic parser to transform natural language to logical forms grounded in an ontology. This parser goes beyond the (predicate, argument) relations and provides the semantic relations between any pair of words if a semantic relation exists. Given its grounding to an ontology, it can also further provide deeper semantic information about the meaning of words and their place in the hierarchy of a general domain.

The graphs in TRIPS are not limited to predicates and noun phrases and further include all the lexicons that appear in the sentence. The edges are not simple connections but rather contain meaningful names to indicate the type of connection. Basically, edges in this graph are all the lexicons in the sentence and edges are all possible connections that can be defined in this parser.

Figure 3 is an example of TRIPS parse.

In case of the connections for nodes in different sentences, TRIPS follows the same process done for the SRL graphs. Figure 4 shows an example of such connections.

As all edges in Trips are named, we use the name 'before' and 'after' to connect similar mentions in different steps.

### 1.3.3 Abstract Trips

Since the TRIPS parser has a lot of connections which may increase the length of paths for connecting nodes to each other, we also propose an abstraction over this graph regarding the entities and noun phrases in the story. Similar to the SRL graph, the nodes will simply be the verbs (verbs can also be defined

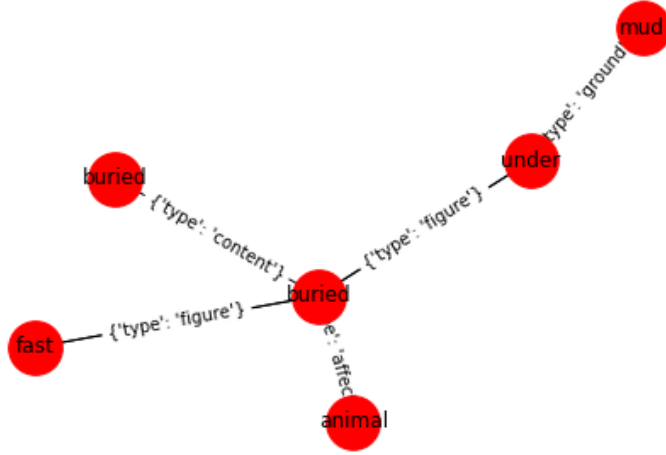


Figure 3: The TRIPS graph for the sentence and "the animal is buried fast under mud ."

through the ontology of TRIPS), entities, and any other noun phrase. Since, we are removing some of the nodes from the graph, connections may be lost. To adjust this, we will add an edge between any two nodes that were previously connected by are now disconnected in the new graph. To do so, we use the path between these two nodes in the original TRIPS parse and add a new edge between the two nodes where the edge name is the result of concatenating every edge in the path. Since there could be multiple valid paths from one node to another, we use the shortest path for making the new edge.

Through this action, some of the nodes may be removed which contain useful information. For instance, "the book in the shelf" and the "the book from the shelf" both will lose "in" and "from" indication in the new graph. In TRIPS the node "in" has the type "IN-LOCATION" and "from" has the type "FROM-LOCATION". To keep this additional information, we also add these nodes features to the edge names while removing them from the path.

Figure 5 shows the same sentence being parsed by TRIPS abstract as in Figure 3.

The out-of-sentence connections follow the same pattern as in the SRL graph. Figure 6 an example of such connections.

### 1.3.4 PROPOLIS

Propolis is an extension of Trips, where the graph is summarized given a set of actions defined in the Propara dataset. These set of actions include Move, Create, Destroy, and Change. This graph can be directly used for predicting the final location of entities without further need for neural processing. To generate the Propolis graph, we start by parsing the sentence through TRIPS



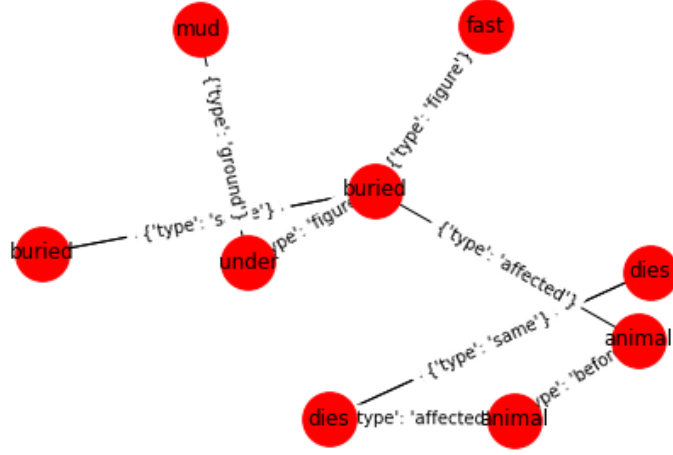


Figure 4: The TRIPS graph for the sentences "Animal dies." and "the animal is buried fast under mud ."

and then use the ontological relations and define a mapping between ontology classes to the action types of interest. If the sentence contains a node matching to any of the decedents of those ontology classes, then there will be an output graph regarding the frame of that predicate. The frame of the prediction can contain different roles such as Agent, Affected, Affected-result, Result, Location, and so forth. This will provide a useful abstraction over the Trips graph, which takes into account the ontological features and provides more direct connections between entities that are playing important roles in the process. We further use the mapping of the predicate classes to the verb actions to define events for each semantic frame to be in one of the Create, Destroy, Move, and NoChange classes. Additionally, we add another type of subgraph called Terms to the output. A term is included in the final graph if there is information about the locations of objects which are not encoded as arguments of an event. For instance, in the sentence "the clouds in the sky move", the event move does not have any Location indicator in its predicates. However, the phrase "clouds in the sky" provides a meaningful indication of the location of the "clouds".

To construct this graph, again, we start from the action verbs, entities, and noun phrases of interest. We add edges between these nodes if a path exists between them in the original Propolis parse. If the path is not a direct edge, we follow the same process as in the Abstract TRIPS graph to create a new edge that encodes the path information.

Figure 7 shows an example of the Propolis graph.

The out-of-sentence connections follow the same pattern as in the SRL graph.

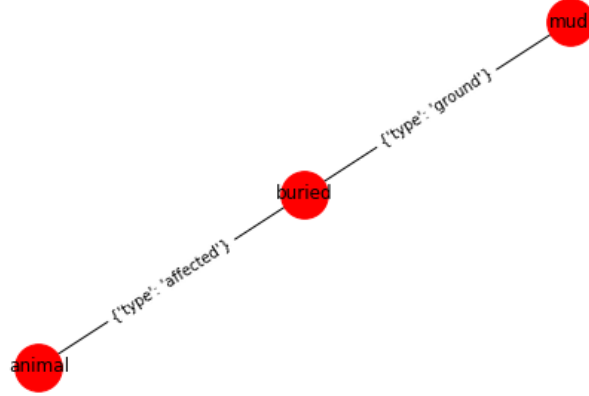


Figure 5: The abstract TRIPS graph for the sentence and "the animal is buried fast under mud ."

## 1.4 Core Models

### 1.4.1 NCET

The NCET model, first proposed in [], is one of the well-established baselines for the procedural reasoning task. In this model, in addition to the participants and the story, there is a need for finding location candidate mentions (noun phrases) and the mentions of entities in the story. To find the mentions of entities, exact match is used. Figure 8 shows an overview of this approach. In the original paper, ELMO is used to represent the contextualized representation of tokens in the story and then an LSTM is used to further encode the sequential context. For getting the decisions over the locations on entities, NCET relies of two sets of decisions. First, they predict the state of an entity to be one from the following list at each step: "O\_C, O\_D, EXISTS, CREATE, DESTROY, MOVE)". "O\_C" indicates a none-existence before the entity is created and "O\_D" indicates a non-existence after the entity is destroyed. Second, the model predicts the location of each entity from a given set of candidates. To predict the state of entities, first, each entity is represented by the following formula:

$$\mathbf{x}_t^e = \begin{cases} [\mathbf{h}_t^e; \mathbf{h}_t^v], & \text{if } e \in \mathbf{s}_t \\ \text{zero vector}, & \text{otherwise} \end{cases} \quad (1)$$

$X_e^t$  represents the state of entity  $e$  at timestamp  $t$ . This representations are passed to an LSTM layer for each entity and then a neuralCRF layer decodes the actions by regulating the transitions from one step to another.

$$P(\mathbf{y} \mid \mathbf{w}, e) \propto \exp \left( \sum_{i=0}^T \phi_i(y_i, \mathbf{w}, e) + \psi(y_{i-1}, y_i) \right) \quad (2)$$

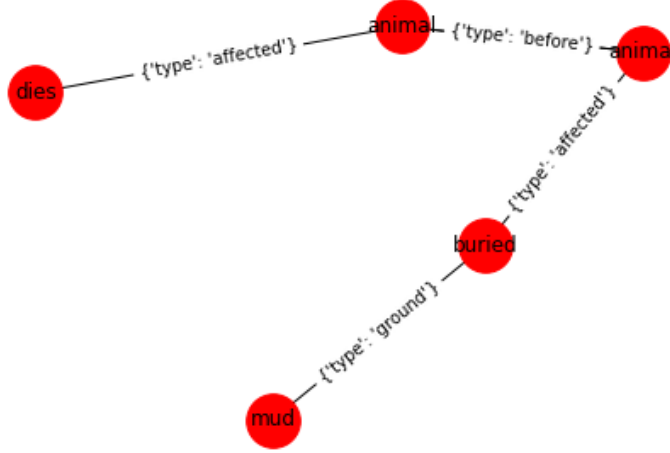


Figure 6: The TRIPS graph for the sentences "Animal dies." and "the animal is buried fast under mud."

For the location decision, similar to the state representation, first the entity and location joint representation per step is represented by  $\mathbf{x}_t^{e,l}$ . Next, for each entity  $e$  and location candidate  $l$ , an LSTM module is applied for the sequence of timesteps, resulting in  $\tilde{\mathbf{h}}_t^{e,l} = \text{LSTM}\left(\left[\mathbf{x}_t^{e,l}\right]\right)$ . Lastly, they use Softmax to get the probability of the entities location per step, given the location candidates, by  $p_t^{e,l} = \text{softmax}\left(\mathbf{w}_{loc}^T \tilde{\mathbf{h}}_t^{e,l}\right)$ .

#### 1.4.2 NCET-NOLSTM

In this model, the intuition is to remove the hard constraint of having the entities in the steps to represent them and hence removing the LSTM module to propagate information accross sentences. Instead, a transformer-based language model is used instead of ELMO, which can properly encode long-term relationships. Consequently, both the LSTM after the ELMO embeddings and the LSTMS after computing the  $\mathbf{x}_t^{e,l}$  and  $\mathbf{x}_t^e$  values are removed. To compensate for the lack of representation if an entity or a location do not appear in sentence  $t$ , we adapt the idea proposed in TSLM model [1]. First, we find the closest mention of the entity  $e$  at step  $t$ . The mentions can be either from the same sentence, previous sentences, or the next sentences. We define a custom embedding module which learns an embedding for present, past, and future and add this representation to the original word representation when computing the aforementioned values. In the case of location candidates, we do not incorporate the timestamp embeddings and instead simply use the representation of the closest mention of that location candidate. Accordingly the formula will be update to the followings:

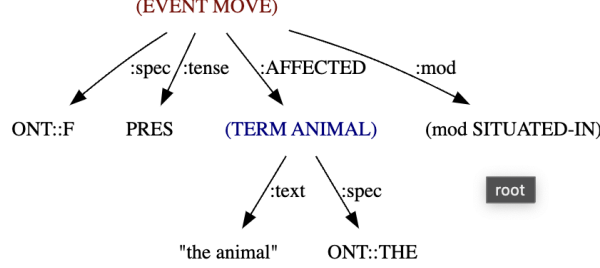


Figure 7: The abstract TRIPS graph for the sentence and "the animal is buried fast under mud ."

$$\mathbf{x}_t^e = \begin{cases} [\mathbf{h}_t^e + \mathbf{rep}^{present}; \mathbf{h}_t^v], & \text{if } e \in \mathbf{s}_t \\ [\mathbf{h}_t^e + \mathbf{rep}^{past}; \mathbf{h}_t^v], & \text{if } e \in [\mathbf{s}_0, \mathbf{s}_{t-1}] \\ [\mathbf{h}_t^e + \mathbf{rep}^{future}; \mathbf{h}_t^v], & \text{if } e \in [\mathbf{s}_{t+1}, \mathbf{s}_n] \\ \text{zero vector}, & \text{otherwise} \end{cases} \quad (3)$$

#### 1.4.3 Graph-based Model

In this base model, we remove the requirement for transferring knowledge from one step to another through adding either an LSTM or the time-stamps. Instead, we use the semantically augmented graphs and introduce dummy nodes to represent all location candidates and entities at all steps. To make this baseline, we start from one of the aforementioned graphs in Section ?? . For each step, we add dummy nodes representing the noun phrases that do not appear in the sentence and entities that are not present. To flow information from one step to another, we simply connect these dummy nodes to the first next and before mention of the phrase or the entity. At the end, the final decision layers follow the same process as in the NCET-NOLSTM model.

#### 1.4.4 CGLI-based QA model

CGLI [] is an extension of the TSLM framework [] for procedural reasoning. In this methods, the procedural reasoning task is formulated as question answering. The question simply queries the location of the entity while the context is the whole story. In order to be able to answer differently to the same query based on the step of interest, they incorporate the time-stamp embedding to the representation of tokens before applying the attention layers in the transformer-based architecture. Figure ?? shows the time-stamped input for a sample question. CGLI further predicts the state of entities in addition to answering the location query by incorporating the ideas from the NCET model and its neural CRF layer. To do so, at each step, the '[CLS]' token is used to represent the state



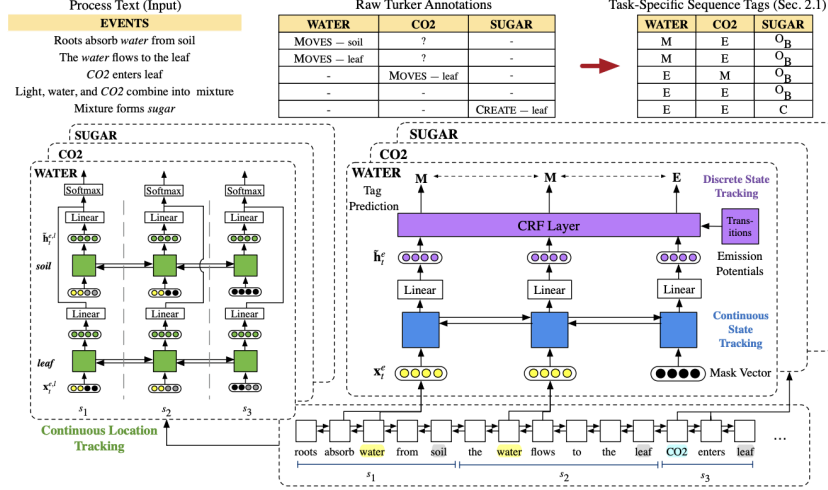


Figure 8: The NCET model.  $\square$

of entity. Later on, each two step are concated to each other and passes as the state change of the entity to the neural CRF. Since this model uses a question answering framework for solving the task, it relies on a start/end detection for finding the location of each entity.

## 1.5 Integration

### 1.5.1 GAT models

To incorporate the semantic parsing information to the previously introduced baselines, we exploit a multi-layer GAT model  $\square$ . Here, we simply consider the nodes and edges (and the edge attributes if applicable) of the generated graph as inputs of the model and update the nodes' representations after the  $n$  layer of the GAT architecture.

As all nodes of the graph either represent an entity, a verb, or a location candidate, we can easily concatenate the representations of these nodes to their original token representations before applying either state or location prediction modules. Accordingly, the following formula can be used to represent  $\mathbf{x}_t^e$ .

$$\mathbf{x}_t^e = \begin{cases} [F(\mathbf{h}_t^e, g_t^e); F(\mathbf{h}_t^v, g_t^v)], & \text{if } e \in \mathbf{s}_t \\ \text{zero vector,} & \text{otherwise} \end{cases} \quad (4)$$

, where  $F$  can take the form of a concatenation functions, plus function or a linear neural layer.

For integrating the graph information to the QA-based models, we further introduce an additional node containing the question information. This new

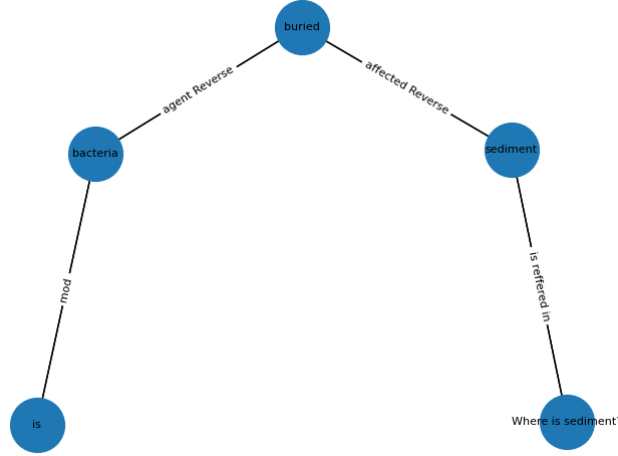


Figure 9: The graphs for the QA model for the sentence "Bacteria is buried in the sediment."

node will be connected to the nodes in the original graph which are representing the entity of interest. Figure 9 shows the QA graph in this setting.

Additionally, the QA-based model can also include sentence nodes which are designed to indirectly connect tokens in the same sentence and provide shortcut to the next and previous sentence context. The sentence node is shown in Figure 10.

We further use GAT [1], GATv2 [2], and TransformerConv [3] model to encode the graph structure.

### 1.5.2 Graph Initialization

The nodes in the graph can be initialized in different ways. First, we can use the mapping between these nodes and the tokens in the original paragraph and initialize the nodes with the average representation of the related tokens after the last layer of BERT. This method is also used in another procedural reasoning framework, known as REAL [4]. In this setting, edge attributes are also initialized using their average token representation after the same BERT model. Accordingly, if node  $i$  is connected to tokens  $j$  to  $j + r$ , then its initial representation is  $\sum_{k=j}^{j+r} h^k / r$ , where  $h^k$  is the representation of the  $k$ th token from the BERT model.

Second, we can initialize the graph nodes separate from the original sentence. This can be done by either using Glove [5] or BERT [6] (Without sentence context). In this method, each node is encoded separately and is supposed to get updated through the GAT layers. As an extension for the Bert-base individual encoder, we can further add the 1-hop relationships to the node text. For instance, if the node 'apple' is connected to 'is eaten' as its 'affected', we encode the sentence

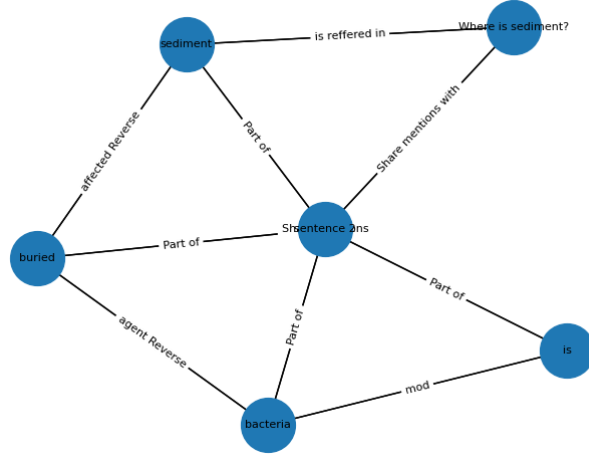


Figure 10: The graphs for the QA model for the sentence "Bacteria is buried in the sediment." with the sentence node.

‘Apple [SEP] apple is the affected for is eaten‘ and use the ‘[CLS]‘ token of this new input as the node’s representation.

In the case of the QA graph, as the bert-base input is also affected by the question through the layers of the transformer, we only use the representation of the early layers of BERT to initialize the nodes.

### 1.5.3 Adding Ontology features

in the TRIPS parser, the nodes do include not only the lexicons but also additional ontological and semantic features, which may help models generalize better over unseen entities and verbs. This additional information are:

- Ontology type of the node
- Mobility of the object
- Whether the object is a container
- Whether a verb is negated

The mobility of an object is either ‘any-mobility’, ‘movable’, ‘air-movable’, ‘land-movable’, ‘non-self-moving’, ‘self-moving’, or ‘fixed’.

In addition to the direct ontology type of the node, we further define a list of higher-level classes in ontology and extract the relevant abstract class of the node from this list. This will help in minimizing the number of ontology classes and give more chances to the model to learn similar behavior for a type of object by observing more entities of the same type.

Integrating these additional knowledge is done through either adding or concatenating these new representations to the original node embedding.

- 1.6 Common-sense integration
- 1.7 Deterministic Model
- 1.8 Results
  - 1.8.1 detailed results on new metrics