

Trimmed sample means for robust uniform mean estimation and regression

Roberto I. Oliveira and Lucas Resende*

February 17, 2023

Abstract

It is well-known that trimmed sample means are robust against heavy tails and data contamination. This paper analyzes the performance of trimmed means and related methods in two novel contexts. The first one consists of estimating expectations of functions in a given family, with uniform error bounds; this is closely related to the problem of estimating the mean of a random vector under a general norm. The second problem considered is that of regression with quadratic loss. In both cases, trimmed-mean-based estimators are the first to obtain optimal dependence on the (adversarial) contamination level. Moreover, they also match or improve upon the state of the art in terms of heavy tails. Experiments with synthetic data show that a natural “trimmed mean linear regression” method often performs better than both ordinary least squares and alternative methods based on median-of-means.

1 Introduction

How should one estimate the expectation of a random variable from a random sample? The standard answer is “use the sample mean,” but this is not the best choice in general. Catoni’s seminal work [8] showed that, while the sample mean is Gaussian in the infinite-sample limit, it can be much worse for finite samples. However, there are other, less obvious estimators with so-called sub-Gaussian finite-sample error bounds [8, 12]. Some of these estimators can also be made robust to contamination [13], whereas the sample mean is vulnerable even to a single outlier.

*IMPA, Rio de Janeiro, Brazil.

Catoni’s discovery led to a surge of interest in finite-sample mean estimation for vectors [28, 29, 31, 19, 10, 35], matrices [36, 34, 1] and other objects under (relatively) heavy tails [27]. Starting with a breakthrough by Diakonikolas et al. [13], a parallel line of research in Computer Science has studied computationally efficient robust estimation in high dimensions [16, 15]. There has also been related work for regression and other statistical tasks [3, 6, 38, 26, 14].

1.1 The trimmed mean

A natural way to avoid the limitations of the sample mean is to use trimmed means. Suppose one is given $x_{1:n} = (x_1, \dots, x_n) \in \mathbf{X}^n$ and a function $f : \mathbf{X} \rightarrow \mathbb{R}$. If the x_i are distributed according to a probability distribution P over \mathbf{X} , the sample mean corresponds to the following approximation:

$$Pf = \mathbb{E}_{X \sim P} f(X) \approx \frac{1}{n} \sum_{i=1}^n f(x_i),$$

which has the aforementioned problems. By contrast, for an integer $1 \leq k < \frac{n}{2}$, the k -trimmed mean over $x_{1:n}$ is:

$$\widehat{T}_{n,k}(f, x_{1:n}) := \frac{1}{n - 2k} \sum_{i=k+1}^{n-k} f(x_{(i)}), \tag{1.1}$$

where (\cdot) is a permutation of $[n]$ such that

$$f(x_{(1)}) \leq \dots \leq f(x_{(n)}).$$

That is, the trimmed mean is the arithmetic mean of the terms that remain once the k largest and k smallest values of $f(x_i)$ have been removed. A large k makes this estimator more robust to outliers, but also introduces some bias. The trimmed mean is a classical estimator in Robust Statistics in the sense of Huber [22, 44, 21, 43, 23, 24, 17]. More recently, variants of the trimmed mean have been used to estimate high dimensional means [31] and covariances [39] with non-asymptotic guarantees. The PhD thesis [40] also proves optimality properties of the trimmed mean for estimating the mean of a single function f [40, Chapter 2].

1.2 Our contribution

The message of this paper is that trimmed means, and estimators built from them, improve the state of the art in two related problems.

The first of these, discussed in Section 3, is *uniform mean estimation*, which was first posed by Minsker [37]. Given a family of functions \mathcal{F} , we want to estimate the expectations Pf of each $f \in \mathcal{F}$ while minimizing the worst-case error. This problem is closely related to mean estimator for random vectors under general norms, as studied by Lugosi and Mendelson [28] and Depersin and Lecué [11],

The second problem is *regression with quadratic risk*, discussed in Section 4. There, the goal is to find a function $f \in \mathcal{F}$ minimizing $\mathbb{E}_{(X,Y) \sim P}(Y - f(X))^2$. This problem has been studied recently by Lugosi and Mendelson [29] and Lecué and Lerasle [26]; earlier, Audibert and Catoni [3] looked at the case of linear regression.

Our main results for the two problems are similar: our estimators are the first to achieve optimal dependence on the contamination level, and improve the state of the art in terms of guarantees against heavy tails. This is achieved via an abstract version of the methods in [31] with localization and fixed point arguments [33]. Our theoretical results are complemented by experiments on a trimmed-mean-based linear regression method, which often outperforms both ordinary least squares and alternatives based on median of means.

1.3 Organization

The remainder of the paper is organized as follows. Notation and terminology are presented in Section 2. Our theoretical results on uniform mean estimation and regression are presented in Sections 3 and 4 (respectively), in which we also give additional background on the two problems. Experiments on a regression heuristic based on trimmed means are summarized in Section 5. The main proof elements for both results are discussed in Section 6. The appendix contains additional technical lemmata and the statements of some results we need, a detailed description of our experiments is also presented.

2 Notation and terminology

2.1 Basics

$\mathbb{N} = \{1, 2, 3, \dots\}$ is the set of positive integers. For $n \in \mathbb{N}$, define $[n] := \{1, 2, \dots, n\}$. The cardinality of a finite set S is denoted by $\#S$.

2.2 Probabilities, expectations and samples

Given a probability space $(\mathbf{Z}, \mathcal{Z}, P)$, we write $Z \sim P$ to denote that Z is a random element of $(\mathbf{Z}, \mathcal{Z})$ with distribution P . If $f : \mathbf{Z} \rightarrow \mathbb{R}$ is measurable, we use Pf , $Pf(Z)$ or $\mathbb{E}_{Z \sim P} f(Z)$ to denote the expectation (integral) of f according to P . For $p \geq 1$, we write $L^p(P) = L^p(\mathbf{X}, \mathcal{X}, P)$ for the corresponding L^p space.

Given $n \in \mathbb{N}$, the elements of \mathbf{Z}^n are denoted by $z_{1:n} = (z_1, z_2, \dots, z_n)$. We write

$$Z_{1:n} = (Z_1, \dots, Z_n) \stackrel{i.i.d.}{\sim} P$$

if the Z_i are independent and identically distributed (i.i.d.) random elements of $(\mathbf{Z}, \mathcal{Z})$ with common law P .

2.3 Adversarial contamination

Given $n \in \mathbb{N}$ and $(\mathbf{Z}, \mathcal{Z}, P)$ as above, and also a parameter $\varepsilon \in [0, 1]$, a random element $Z_{1:n}^\varepsilon$ of \mathbf{Z}^n is a ε -contaminated i.i.d. sample from P if the following condition holds:

$$\text{there exist } Z_{1:n} \stackrel{i.i.d.}{\sim} P \text{ such that } \#\{i \in [n] : Z_i^\varepsilon \neq Z_i\} \leq \varepsilon n.$$

This is what is called *adversarial contamination* in the CS literature [13]. Intuitively, it corresponds to a setting where an adversary inspects the i.i.d. sample $Z_{1:n}$ and then decides how to replace a fraction ε of sample points so as to make things more difficult for the statistician. This is less favorable than Huber's more classical model [20, 22] where P is assumed known, but a fraction of sample points may come from a different, unknown distribution. For more work on adversarial contamination, see e.g. [11, 26, 31, 14, 15, 13].

2.4 Compatible measures and empirical processes

We need a technical condition to ensure the various suprema we consider are well defined. Given $p \geq 1$, we say that a probability measure P over $(\mathbf{Z}, \mathcal{Z})$ and a family \mathcal{F} of \mathcal{Z} -measurable functions from \mathbf{Z} to \mathbb{R} are p -compatible if $\mathcal{F} \subset L^p(P)$ and there exists a countable subset $\mathcal{D} \subset \mathcal{F}$ such that any $f \in \mathcal{F}$ is the limit of a sequence in \mathcal{D} that converges pointwise and in $L^p(P)$ norm. For 1-compatible \mathcal{F} and P , we define the expectation of the empirical process indexed by \mathcal{F} ,

$$\text{Emp}_n(\mathcal{F}, P) := \mathbb{E}_{Z_{1:n} \stackrel{i.i.d.}{\sim} P} \left[\sup_{f \in \mathcal{F}} \left| \frac{1}{n} \sum_{i=1}^n f(Z_i) - Pf \right| \right] \quad (2.1)$$

and the Rademacher complexity,

$$\text{Rad}_n(\mathcal{F}, P) := \mathbb{E}_{\substack{\epsilon_{1:n} \stackrel{i.i.d.}{\sim} U(\{-1,1\}) \\ Z_{1:n} \stackrel{i.i.d.}{\sim} P}} \left[\sup_{f \in \mathcal{F}} \left| \frac{1}{n} \sum_{i=1}^n \epsilon_i f(Z_i) \right| \right], \quad (2.2)$$

where it is implicit in the expectation that the $Z_{1:n}$ and $\epsilon_{1:n}$ are independent. Definitions (2.1) and (2.2) are related by symmetrization (cf. Theorem B.2).

3 Uniform mean estimation via trimmed means

This section discusses a problem first posed in this form by Minsker [37].

Problem 1 (Uniform mean estimation) *One is given a measurable space $(\mathbf{X}, \mathcal{X})$; and family \mathcal{F} of measurable functions from \mathbf{X} to \mathbb{R} ; and a family \mathcal{P} of probability distributions over $(\mathbf{X}, \mathcal{X})$ such that \mathcal{F} and P are 1-compatible for all $P \in \mathcal{P}$. For a sample size $n \in \mathbb{N}$; a contamination parameter $\varepsilon \in [0, 1/2)$; and a confidence level $1 - \alpha \in (0, 1)$; the goal is to find a family of measurable functions (estimators)*

$$\{E_f : \mathbf{X}^n \rightarrow \mathbb{R} : f \in \mathcal{F}\}$$

with the following property: for any $P \in \mathcal{P}$, if $X_{1:n}^\varepsilon$ is a ε -contaminated sample from P (cf.

§2.3), then:

$$\mathbb{P} \left\{ \sup_{f \in \mathcal{F}} |E_f(X_{1:n}^\varepsilon) - Pf| \leq \Phi_P \right\} \geq 1 - \alpha; \quad (3.1)$$

with $\Phi_P = \Phi_P(\mathcal{F}, \alpha, n, \varepsilon)$ as small as possible.

Importantly, the estimators E_f are not allowed to depend on the specific measure $P \in \mathcal{P}$, but may depend on \mathcal{F} , α , n and ε . We assume implicitly that the supremum in the above event is a random variable (i.e. it is a measurable function). Many results exist for the case where E_f is the sample mean and $\varepsilon = 0$, including Gaussian approximations [46, 9] and concentration inequalities [45, 5]. However, the whole point of this paper is that we do *not* expect sample means to be optimal estimators, even when there is no contamination.

3.1 Relevant parameters

We consider bounds on $\Phi_P(\mathcal{F}, \alpha, n, \varepsilon)$ in terms of moment conditions and measures of “complexity” of the class \mathcal{F} . For 1-compatible \mathcal{F} and P as above, and exponents $p \geq 1$, we define the following (potentially infinite) moment quantities:

$$\nu_p(\mathcal{F}, P) := \sup_{f \in \mathcal{F}} (P |f - Pf|^p)^{\frac{1}{p}} = \sup_{f \in \mathcal{F}} \|f - Pf\|_{L^p(P)}. \quad (3.2)$$

As for our complexity measure of \mathcal{F} under P , we take the expectation of the supremum of the empirical process over an uncontaminated sample (2.1). The question we address is: how small can we expect $\Phi_P(\mathcal{F}, \alpha, n, \varepsilon)$ to be in terms of the above parameters?

3.2 Examples and their history

Problem 1 is related to several results in the literature.

3.2.1 Single functions

Consider first the case where $\mathcal{F} = \{f\}$ consists of a single function. In this case we omit \mathcal{F} from our notation. The optimal value of $\Phi_P(n, \alpha, \varepsilon)$ is (up to constant factors) a sum of two terms: a *random fluctuations term* and a *contamination term*:

$$\inf_{1 \leq q \leq 2} \nu_p(P) \left(\frac{1}{n} \ln \frac{1}{\alpha} \right)^{1 - \frac{1}{q}} \text{ and } \inf_{p \geq 1} \nu_q(P) \varepsilon^{1 - \frac{1}{p}}, \text{ respectively.} \quad (3.3)$$

The necessity of these two terms follows from [12, Theorem 3.1] and [37, Lemma 5.4]¹. The upper bound is achieved by the trimmed mean [40, Chapter 2].

The median of means (MoM) construction [2, 12] is often used to obtain robust mean estimators. It consists of splitting the sample into K parts, taking the sample mean of each part, and then taking the median of the K means. For $K \approx \varepsilon n + \ln(1/\alpha)$, this estimator achieves:

$$\Phi_P(n, \alpha, \varepsilon) = C \inf_{1 \leq p \leq 2} \nu_p(P) \left(\frac{1}{n} \ln \frac{1}{\alpha} + \varepsilon \right)^{1 - \frac{1}{p}},$$

with $C > 0$ universal; this follows e.g. [7, Lemma 2] (for $\varepsilon = 0$) combined with the fact that taking $K \gg \varepsilon n$ naturally makes the estimator robust (as observed in e.g. [26]). In general, this bound is strictly worse than the optimal (3.3).

3.2.2 Vector mean estimation under general norms

We now consider the case where $(\mathbf{X}, \|\cdot\|)$ is a separable, reflexive Banach space, \mathcal{X} is the Borel σ -field, and $\mathcal{F} = \mathbf{B}^*$ is the unit ball of the dual space \mathbf{X}^* . We let \mathcal{P} denote the family of probability measures over $(\mathbf{X}, \mathcal{X})$ with $P\|\cdot\| = \mathbb{E}_{X \sim P} \|X\| < +\infty$, so that \mathbf{B}^* is 1-compatible with any probability measure $P \in \mathcal{P}$. Reflexivity implies that, for any such P , there exists a unique $\mu_P \in \mathbf{X}$, called the mean of P , with the property that:

$$\forall f \in \mathbf{X}^* : f(\mu_P) = Pf.$$

The vector mean estimation problem consists of finding a measurable function $\hat{\mu} : \mathbf{X}^n \rightarrow \mathbf{X}$ such that, if $X_{1:n}^\varepsilon$ is a ε -contaminated sample from some P as above,

$$\mathbb{P}\{\|\hat{\mu}(X_{1:n}^\varepsilon) - \mu_P\| \leq \Phi_P(n, \alpha, \varepsilon)\} \geq 1 - \alpha, \quad (3.4)$$

with $\Phi_P(n, \alpha, \varepsilon)$ as small as possible.

There is a strong quantitative connection between this problem and uniform mean estimation (Problem 1). For instance, when $\mathcal{F} = \{f_1, \dots, f_d\}$ is finite, then Problem 1 is the same as estimating the mean of the random vector $(f_i(X))_{i=1}^d \in \mathbb{R}^d$, for $X \sim P$, under the ℓ_∞ norm.

More generally, consider a solution $\{E_f\}_{f \in \mathbf{B}^*}$ to Problem 1, in the setting where \mathbf{X} is

¹The lower bound in [37, Lemma 5.4] is given for $p \in [2, 3]$, but the same proof works for all $p > 1$.

separable and Banach and $\mathcal{F} = \mathbf{B}^*$, as above. Then, under certain technical conditions, one can show that a measurable function $\hat{\mu} : \mathbf{X}^n \rightarrow \mathbf{X}$ satisfying

$$\hat{\mu}(x_{1:n}) \in \arg \min_{\mu \in \mathbf{X}} \left(\sup_{f \in \mathbf{B}^*} |E_f(x_{1:n}) - f(\mu_P)| \right) \quad (x_{1:n} \in \mathbf{X}^n)$$

exists, and that any such function gives a solution to (3.4) with $\Phi_P(n, \alpha, \varepsilon) = 2\bar{\Phi}_P(\mathbf{B}^*, n, \alpha, \varepsilon)$. Conversely, any $\hat{\mu} : \mathbf{X}^n \rightarrow \mathbf{X}$ achieving (3.4) gives a family of estimators

$$E_f := f \circ \hat{\mu} \quad (f \in \mathbf{B}^*)$$

solving Problem 1 for $\mathcal{F} = \mathbf{B}^*$ with $\Phi_P(\mathbf{B}^*, n, \alpha, \varepsilon) = \Phi_P(n, \alpha, \varepsilon)$.

Therefore, vector mean estimation and our Problem 1 are quite close. Moreover, the terms in (3.2) and (2.1) have a natural interpretation for vector mean estimation:

$$\nu_P(\mathbf{B}^*, P) = \sup_{f \in \mathbf{B}^*} (P |f(X - \mu_P)|^p)^{\frac{1}{p}}, \quad (3.5)$$

$$\text{Emp}_n(\mathbf{B}^*, P) = \mathbb{E}_{X_{1:n} \stackrel{i.i.d.}{\sim} P} \left\| \frac{1}{n} \sum_{i=1}^n X_i - \mu_P \right\|. \quad (3.6)$$

Early work on vector mean estimation in the sense of (3.4) includes [35, 25]. In the Hilbert space setting, a breakthrough result by Lugosi and Mendelson [30] presented a higher-dimensional analogue of median of means. A more recent estimator by the same authors [31], based on a “high-dimensional trimmed mean”², gives better results³:

$$\Phi_P(n, \alpha, \varepsilon) = C \left(\sqrt{\frac{\text{tr}(\Sigma_P) + \|\Sigma_P\|_{\text{op}} \ln(1/\alpha)}{n}} + \inf_{p>1} \nu_p(\mathbf{B}^*, P) \varepsilon^{1-\frac{1}{p}} \right) \quad (3.7)$$

where Σ_P is the covariance operator of P (which is assumed to exist). Notice that the contamination term is optimal by §3.2.1.

The problem of general norms was studied by Lugosi and Mendelson [28] and Depersin and Lecué [11]. Both papers present median of means based estimators; [11] gives the

²Their estimator involves a truncation at sample quantiles, and is more properly called a “Winsorized mean.”

³They only derive explicit bounds for $p = 2$, but the more general bounds follow from the same methods.

following upper bound:

$$\Phi_P(n, \alpha, \varepsilon) = C \left(\mathbb{E}_{X_{1:n} \stackrel{i.i.d.}{\sim} P} \left\| \frac{1}{n} \sum_{i=1}^n X_i - \mu_P \right\| \right) + \nu_2(\mathbf{B}^*, P) \sqrt{\varepsilon + \frac{\ln(1/\alpha)}{n}}. \quad (3.8)$$

They also present a matching lower bound for Gaussian distributions with $\varepsilon = 0$. Results on estimating “location parameters” are also given in [11] under weaker moment assumptions, at the cost of having the bound depend on the VC dimension of \mathbf{B}^* (or some subset thereof).

3.2.3 Other examples

Minsker [36] motivates Problem 1 via maximum likelihood estimation. That paper presents an estimator based on a combination of influence functions and median of means. His estimator is optimally robust (i.e. has an optimal contamination term) under p -th moment conditions in the range $p \in [2, 3]$.

A related problem is that of estimating probability distributions according to *integral probability metrics* [42]. Let \mathcal{F} be an arbitrary family of measurable functions from \mathbf{X} to \mathbb{R} , and let $\Delta_{\mathcal{F}}$ denote the set of all probability distributions over \mathbf{X} that integrate all $f \in \mathcal{F}$. \mathcal{F} defines an integral probability (semi)metric over $\Delta_{\mathcal{F}}$ via the recipe:

$$D_{\mathcal{F}}(P, Q) := \sup_{f \in \mathcal{F}} \left| \int_{\mathbf{X}} f(x) (Q - P)(dx) \right| \quad (P, Q \in \Delta_{\mathcal{F}}).$$

Popular examples of such metrics include the L^1 Wassertein metric and kernel-based metrics discussed in [42, 41]. Estimating $D_{\mathcal{F}}(P, Q)$ from contaminated random samples from P and Q can be reduced to Problem 1.

3.3 Results

The next theorem is our main contribution in the setting of Problem 1.

Theorem 3.1 (Proof in §6.2) *In the setting of Problem 1, let \mathcal{P} denote the family of all probability distributions P over $(\mathbf{X}, \mathcal{X})$ that are 1-compatible with \mathcal{F} and such that*

$\text{Emp}_n(\mathcal{F}, P) < +\infty$. If

$$\phi := \frac{1}{n} \left(\lfloor \epsilon n \rfloor + \left\lceil \ln \frac{2}{\alpha} \right\rceil \vee \left\lceil \frac{(\frac{1}{2} - \epsilon) \wedge \epsilon}{2} n \right\rceil \right) < \frac{1}{2},$$

then the family of estimators

$$E_f(x_{1:n}) := \widehat{T}_{n, \phi n}(f; x_{1:n}) \quad (x_{1:n} \in \mathbf{X}^n, f \in \mathcal{F}),$$

satisfies the following property: if $X_{1:n}^\epsilon$ is an ϵ -contaminated sample from some $P \in \mathcal{P}$, then

$$\mathbb{P} \left\{ \sup_{f \in \mathcal{F}} \left| \widehat{T}_{n, \phi n}(f, X_{1:n}^\epsilon) - Pf \right| \leq \Phi_P \right\} \geq 1 - \alpha,$$

where $\Phi_P = \Phi_P(\mathcal{F}, \alpha, n, \epsilon)$ is defined as follows:

$$\Phi_P = C_\epsilon \left(8\text{Emp}_n(\mathcal{F}, P) + \inf_{q \in [1, 2]} \nu_q(\mathcal{F}, P) \left(\frac{\ln \frac{3}{\alpha}}{n} \right)^{1 - \frac{1}{q}} + \inf_{p \geq 1} \nu_p(\mathcal{F}, P) \epsilon^{1 - \frac{1}{p}} \right),$$

with $C_\epsilon := 384 \left(1 + \frac{\epsilon}{\epsilon \wedge (\frac{1}{2} - \epsilon)} \right)$.

Let us comment on this result. The last two terms in the definition of $\Phi_P(\mathcal{F}, \alpha, n, \epsilon)$ correspond to the difficulty of estimating Pf with the “worst case” choice of $f \in \mathcal{F}$. By §3.2.1, neither term can be improved by more than a constant factor.

Now consider vector mean estimation as in §3.2.2, in which case $\text{Emp}_n(\mathbf{B}^*, P)$ is given by (3.6). Theorem 3.1 improves (3.7) and (3.8) even when $\epsilon = 0$, because the trimmed mean does not require second moments for the one-dimensional marginals. For $\epsilon > 0$, our estimator is (to the best of our knowledge) the first with optimal dependence on ϵ for general norms.

Theorem 3.1 also improves on Minsker’s result [37]. That paper obtains “sub-Gaussian” bounds under complicated assumptions that go beyond second moments. Additionally, [37] requires approximate knowledge of the largest variance in \mathcal{F} to obtain optimal results; and only controls the contamination term under p -th moment assumptions for $p \in [2, 3]$.

Remark 1 (Is the complexity term optimal?) *The complexity term $\text{Emp}_n(\mathcal{F}, P)$ appears in all theorems cited above. The only case this parameter is known to be necessary is that of mean estimation for Gaussian vectors [10]. On the other hand, our Theorem follows from a more general result that does not even require $\text{Emp}_n(\mathcal{F}, P) < +\infty$ or $\nu_p(\mathcal{F}, P) < +\infty$ for any $p > 1$; see Theorem 6.1 for details.*

4 Quadratic risk minimization

This section discusses the problem of regression with quadratic loss as studied by Lugosi and Mendelson [29] and Lecué and Lerasle [26]. In this setting, we consider probability measures P over product spaces $\mathbf{X} \times \mathbb{R}$; and we use $P_{\mathbf{X}}$ and $P_{\mathbb{R}}$ to denote the respective marginals.

Problem 2 (Regression with quadratic loss) *One is given a measurable space $(\mathbf{X}, \mathcal{X})$; a convex family \mathcal{F} of measurable functions from \mathbf{X} to \mathbb{R} ; and a family of probability measures \mathcal{P} over $(\mathbf{X} \times \mathbb{R}, \mathcal{X} \times \mathcal{B})$ with the following property: for all $P \in \mathcal{P}$, \mathcal{F} and $P_{\mathbf{X}}$ are 2-compatible; \mathcal{F} is closed in $L^2(P_{\mathbf{X}})$; and $P_{\mathbb{R}}$ has a finite second moment.*

In this setup, define (for each $P \in \mathcal{P}$):

$$f_P^* := \arg \min_{f \in \mathcal{F}} \mathbb{E}_{(X,Y) \sim P} (f(X) - Y)^2. \quad (4.1)$$

For a sample size $n \in \mathbb{N}$, a contamination parameter $\epsilon \in [0, 1/2)$; and a confidence level $1 - \alpha \in (0, 1)$; find a mapping

$$F_n : (\mathbf{X} \times \mathbb{R})^n \rightarrow \mathcal{F}$$

with the following property: for any $P \in \mathcal{P}$, if $Z_{1:n}^\epsilon := \{(X_i^\epsilon, Y_i^\epsilon)\}_{i \in [n]}$ is an ϵ -contaminated sample from P (cf. §2.3), then the function $\hat{f}_n^\epsilon := F_n(Z_{1:n}^\epsilon)$ achieves

$$\mathbb{P} \left\{ \left\| \hat{f}_n^\epsilon - f_P^* \right\|_{L^2(P_{\mathbf{X}})} \leq \Phi_P \right\} \geq 1 - \alpha, \quad (4.2)$$

with $\Phi_P := \Phi_P(\mathcal{F}, \alpha, n, \epsilon)$ as small as possible.

Let us make some technical comments about this problem. Firstly, to avoid delicate measurability issues regarding F_n , the probability in (4.2) should be interpreted as a inner

probability \mathbb{P}_* . Secondly, it follows from the fact that \mathcal{F} is convex and closed in $L^2(P_{\mathbf{X}})$ that f_P^* is uniquely defined up to a $P_{\mathbf{X}}$ -null set. With these observations, it is clear that Problem 2 is well-posed. Our third comment is that we will also consider a variant of Problem 2 where the goal is to minimize *excess risk*. Letting:

$$R_P(f) := P(f(X) - Y)^2 \quad (f \in \mathcal{F}),$$

one can check that

$$\forall f \in \mathcal{F} : \|f - f_P^*\|_{L^2(P_{\mathbf{X}})}^2 \leq R_P(f) - R_P(f_P^*).$$

Therefore, results on the excess risk of $f = \hat{f}_n^\epsilon$ also bound the distance between \hat{f}_n^ϵ and f_P^* . Our main result on the regression problem, Theorem 4.1 below, will give both types of bounds.

In what follows we present the definitions and conditions we need present our solution to Problem 2. The following concrete example will serve to illustrate our discussion.

Example 1 (Linear regression with independent errors) *Let $\mathbf{X} = \mathbb{R}^d$ with the Borel σ -field \mathcal{X} . We consider the family of linear functions*

$$\mathcal{F} := \{f_\beta(\cdot) = \langle \cdot, \beta \rangle : \beta \in \mathbb{R}^d\}.$$

\mathcal{P} consists of the family of distributions P such that $\mathbb{E}_{(X,Y) \sim P}[\|X\|_2^2 + Y^2] < +\infty$ and, given $(X, Y) \sim P$, there exists $\beta_P^* \in \Theta$ with:

$$Y = \langle \beta_P^*, X \rangle + \xi_P, \text{ where } \xi_P \text{ is mean zero and independent from } X.$$

In this case, $f_P^*(\cdot) = \langle \cdot, \beta_P^* \rangle$ and the excess risk is:

$$R_P(f_\beta) - R_P(f_P^*) = \|\langle \cdot, \beta - \beta_P^* \rangle\|_{L^2(P_{\mathbf{X}})}^2 = \langle \beta - \beta_P^*, \Sigma_P (\beta - \beta_P^*) \rangle,$$

where $\Sigma_P = \mathbb{E}_{(X,Y) \sim P} X X^T$ is the population design matrix. We set $\sigma_P^2 = \mathbb{E} \xi_P^2$.

4.1 Relevant parameters

As with uniform mean estimation, the analysis of Problem 2 will depend on moment bounds and complexity parameters of the function class \mathcal{F} . As in previous work, the right parameters to consider are localized [32, 33, 28, 26].

4.1.1 Some notation

For $f \in \mathcal{F}$, let

$$\ell_f(x, y) := (f(x) - y)^2 \text{ for } (x, y) \in \mathbf{X} \times \mathbb{R}. \quad (4.3)$$

The excess risk of f is

$$R_P(f) - R_P(f_P^*) = P(\ell_f - \ell_{f_P^*}).$$

Now let $\xi_P(x, y) := y - f_P^*(x)$ denote the “regression residual” at the optimal f_P^* (this coincides with the ξ_P in Example 1), and set:

$$\mathfrak{m}_f(x, y) = \mathfrak{m}_{f,P}(x, y) := \xi_P(x, y) (f(x) - f_P^*(x)) \text{ for } (f \in \mathcal{F}, (x, y) \in \mathbf{X} \times \mathbb{R}). \quad (4.4)$$

Then the difference

$$\ell_f(x, y) - \ell_{f_P^*}(x, y) = (f(x) - f_P^*(x))^2 - 2\mathfrak{m}_{f,P}(x, y)$$

consists of a “quadratic term” and a “multiplicative term.” As in Mendelson’s seminal paper [33], we note that analyzing the standard empirical risk minimizer – or other risk minimization procedures – requires *lower bounds* on the quadratic part and *upper bounds* on the multiplier part.

4.1.2 Localization, complexities and critical radii

Since Massart [32] it has been known that local analyses of regression problems lead to the best results. Following Mendelson [33], we consider the local parameters that are relevant to the analysis of quadratic and multiplier parts of our process. What makes these parameters “local” is that they are parameterized by the distance to f_P^* . Specifically, define, for $r > 0$:

$$\mathcal{F}_q(r, P) := \{f - f_P^* : f \in \mathcal{F}, \|f - f_P^*\|_{L^2(P_{\mathbf{X}})} = r\},$$

$$\mathcal{F}_m(r, P) := \{m_{f,P} - Pm_{f,P} : f \in \mathcal{F}, \|f - f_P^*\|_{L^2(P_{\mathbf{X}})} \leq r\}.$$

As in [26], we use Rademacher complexities (2.2) to measure the size of these function families. Given constants $\delta_q, \delta_m > 0$, we define the *critical radii*

$$\begin{aligned} r_q(\delta_q, \mathcal{F}, P) &:= \inf\{r > 0 : \mathcal{F}_q(r, P) \neq \emptyset \text{ and } \text{Rad}_n(\mathcal{F}_q(r, P), P) \leq \delta_q r\}, \\ r_m(\delta_m, \mathcal{F}, P) &:= \inf\{r > 0 : \text{Rad}_n(\mathcal{F}_m(r, P), P) \leq \delta_m r^2\}, \end{aligned}$$

where (by convention) the infimum of an empty set is $+\infty$. Typically, we will take $\delta_q, \delta_m < 1$. In this case, the intuition is that r_q is the smallest radius r at which the quadratic process is significantly larger than r^2 . The other critical radius r_m is the smallest radius r at which the multiplier empirical processes becomes small when compared to r^2 .

Remark 2 (Critical radii in linear regression with independent errors) *In Example 1, one can check that:*

$$\text{Rad}_n(\mathcal{F}_q(r, P), P) \leq r \sqrt{\frac{\text{tr}(\Sigma_P)}{n}} \text{ and } \text{Rad}_n(\mathcal{F}_m(r, P), P) \leq r \sigma_P \sqrt{\frac{\text{tr}(\Sigma_P)}{n}}.$$

Therefore, $r_q(\delta_q, \mathcal{F}, P) = 0$ when $n \geq \text{tr}(\Sigma_P)/\delta_q^2$. Moreover,

$$r_m(\delta_m, \mathcal{F}, P) \leq \frac{\sigma_P}{\delta_m} \sqrt{\frac{\text{tr}(\Sigma_P)}{n}}.$$

If there is no condition on n , it is possible that $r_q(\delta_q, \mathcal{F}, P) = +\infty$; for instance, this will be the case if $P_{\mathbf{X}}$ is Gaussian and $n \leq c \text{tr}(\Sigma_P)/\delta_q^2$.

4.1.3 Moment parameters

Our results also require the introduction of two moment-related quantities. The first of these is:

$$\theta_0(\mathcal{F}, P) := \sup \left\{ \frac{\|f - f_P^*\|_{L^2(P_{\mathbf{X}})}}{\|f - f_P^*\|_{L^1(P_{\mathbf{X}})}} : f \in \mathcal{F}, \|f - f_P^*\|_{L^1(P_{\mathbf{X}})} > 0 \right\} \quad (4.5)$$

A bound on $\theta_0(\mathcal{F}, P) < +\infty$ are essentially equivalent to a “small ball condition” on the functions $f - f_P^*$:

$$\mathbb{P}_{X \sim P_{\mathbf{X}}}\{|f(X) - f_P^*(X)| \geq c_0 \|f - f_P^*\|_{L^2(P_{\mathbf{X}})}\} \geq \alpha_0 \quad (4.6)$$

for $c_0, \alpha_0 > 0$. This will give a convenient way to control the quadratic part of the excess risk.

The second moment parameter applies to the multiplier part. Given $p \geq 1$, let

$$\kappa_p(\mathcal{F}, P) := \sup \left\{ \frac{\|\mathfrak{m}_{f,P} - P \mathfrak{m}_{f,P}\|_{L^p(P)}}{\|f - f_P^*\|_{L^2(P_{\mathbf{X}})}} : f \in \mathcal{F}, \|f - f_P^*\|_{L^2(P_{\mathbf{X}})} > 0 \right\}.$$

Remark 3 (Moment conditions and linear regression) *In the setting of Example 1,*

$$\begin{aligned} \theta_0(\mathcal{F}, P)^{-1} &= \inf_{\beta \in \mathbb{R}^d : \langle \beta, \Sigma_P \beta \rangle = 1} \|\langle \cdot, \beta \rangle\|_{L^1(P_{\mathbf{X}})} \text{ and} \\ \kappa_p(\mathcal{F}, P) &= \left(\frac{\|\xi_P\|_{L^p(P)}}{\sigma_P} \right) \sup_{\beta \in \mathbb{R}^d : \langle \beta, \Sigma_P \beta \rangle = 1} \|\langle \cdot, \beta \rangle\|_{L^p(P_{\mathbf{X}})}. \end{aligned}$$

In particular, for $p > 2$ the parameter $\kappa_p(\mathcal{F}, P)$ depends on hypercontractivity properties of the random variable ξ_P and of the one-dimensional marginals of $X \sim P$.

4.2 Examples and history

The study of regression with quadratic loss is of course quite classical. In the linear- and ridge- regression setting, a seminal contribution by Audibert and Catoni [3] gives an estimator with strong finite-sample performance under weak moment assumptions. However, [3] does not consider contamination, requires restricting their regression method to a bounded set, and achieves dimension-dependent bounds.

Lugosi and Mendelson [28] gives regressors with “sub-Gaussian guarantees” in Problem 2 under weak moment assumptions, and for more general classes of functions than [3]. In particular, the function class may be unbounded and infinite-dimensional. Following up on [28], Lecué and Lerasle [26] obtained the best known results on this problem. In our notation, their bound for $\Phi_P(\mathcal{F}, \alpha, n, \epsilon)$ in Problem 2 takes the following form (up to

constant factors):

$$\theta_0(\mathcal{F}, P)^2 \left(r_{\mathbf{q}}(\delta_{\mathbf{q}}, \mathcal{F}, P) \vee r_{\mathbf{m}}(\delta_{\mathbf{m}}, \mathcal{F}, P) + \kappa_2(\mathcal{F}, P) \sqrt{\varepsilon + \frac{1}{n} \ln \left(\frac{1}{\alpha} \right)} \right), \quad (4.7)$$

with $\delta_{\mathbf{m}} = \frac{1}{6144\theta_0(\mathcal{F}, P)^2}$ and $\delta_{\mathbf{q}} = \frac{1}{384\theta_0(\mathcal{F}, P)}$. They also (implicitly) require a condition on the contamination level of the form $\varepsilon \leq \frac{1}{768\theta_0(\mathcal{F}, P)^2}$. Both papers [28, 26] rely on median of means type constructions. Specifically, [30] requires knowledge of Φ_P and [26, Theorem 7] requires a number of blocks bounded below by a quantity depending on the critical radii.

Remark 4 *Lecué and Lerasle [26] also consider regularized versions of Problem 2, and allow for non-identically distributed data, albeit in a way that requires equalities between some expectations relating different data points (X_i, Y_i) . We do not consider either generalization in this paper.*

4.3 Results

We present a trimmed-mean-based estimator for Problem 2 that satisfies improved bounds. Like [26], we use the observation that

$$f_P^* = \arg \min_{f \in \mathcal{F}} P \ell_f = \arg \min_{f \in \mathcal{F}} \left(\sup_{g \in \mathcal{G}} P (\ell_f - \ell_g) \right),$$

and define F_n via

$$\forall z_{1:n} \in (\mathbf{X} \times \mathbb{R})^n : F_n(z_{1:n}) \in \arg \min_{f \in \mathcal{F}} \left(\sup_{g \in \mathcal{G}} \widehat{T}_{n,k} (\ell_f - \ell_g, z_{1:n}) \right)$$

with the convention $\widehat{f}_n^\varepsilon := F_n(Z_{1:n}^\varepsilon)$.

Theorem 4.1 (Proof in §6.3) *In the setting of Problem 2, let \mathcal{P} denote the family of all probability distributions P over $(\mathbf{X}, \mathcal{X})$ that are 2-compatible with \mathcal{F} . Given $\alpha \in (0, 1)$ and $\varepsilon > 0$ define*

$$\phi := \frac{\lfloor \varepsilon n \rfloor + \left\lceil \ln \frac{3}{\alpha} \right\rceil \vee \left\lceil \frac{\varepsilon n}{2} \right\rceil}{n} \text{ and assume } \phi + \frac{1}{2n} \ln \frac{3}{\alpha} \leq \frac{1}{96\theta_0^2}. \quad (4.8)$$

Then, there is an event E with probability at least $1 - \alpha$ where

$$\left\| \widehat{f}_n^\epsilon - f_P^* \right\|_{L^2(P_{\mathbf{X}})} \leq \Phi_P \quad (4.9)$$

with $\Phi_P = \Phi_P(\mathcal{F}, \alpha, n, \epsilon)$ given by

$$\begin{aligned} \Phi_P := & 49152 \left[r_{\mathfrak{q}} \left(\frac{1}{32\theta_0(\mathcal{F}, P)}, \mathcal{F}, P \right) \vee 16r_{\mathfrak{m}} \left(\frac{1}{448\theta_0^2(\mathcal{F}, P)}, \mathcal{F}, P \right) \right] \\ & + 49152 \theta_0(\mathcal{F}, P)^2 \left[\inf_{1 \leq q \leq 2} \kappa_q(\mathcal{F}, P) \left(\frac{\ln \frac{3}{\alpha}}{n} \right)^{1 - \frac{1}{q}} + \inf_{p \geq 1} \kappa_p(\mathcal{F}, P) \epsilon^{1 - \frac{1}{p}} \right]. \end{aligned} \quad (4.10)$$

Moreover, in the same event E the following inequality holds:

$$R_P(\widehat{f}_n^\epsilon) - R_P(f_P^*) \leq \left(1 + \frac{1}{16\theta_0(\mathcal{F}, P)^2} \right) \Phi_P^2. \quad (4.11)$$

When compared to the bound on $\Phi_P(\mathcal{F}, \alpha, n, \epsilon)$ from (4.7), we see that our result matches the dependence on the critical radii from [26]. In fact, Theorem 4.1 obtains improved values of $\delta_{\mathfrak{m}}$ and $\delta_{\mathfrak{q}}$. The dependence on the contamination ϵ and on the moment parameters $\kappa_p(\mathcal{F}, P)$ is improved in our result, and can be shown to be optimal via a simple reduction to mean estimation.

Remark 5 As in [26], Theorem 4.1 requires a restriction that $\epsilon \leq c\theta_0(\mathcal{F}, P)^{-2}$ for some positive $c > 0$. Appendix D explains why some such restriction is necessary for any method, and shows this relates to §5.2.

5 Experiments with linear regression

The estimator in Theorem 4.1 is not computationally efficient. Nevertheless, it suggests certain heuristics considered Appendix E. In this section we report on some of our experimental results about the following three linear regression methods:

1. Trimmed mean linear regression (TM): this is the natural alternating minimization procedure presented in §E.1. We fix the trimming parameter at $k = \lfloor \epsilon n \rfloor + 5$ for all experiments.

2. Ordinary Least Squares (OLS), which has no tuning parameters.
3. Best median of means linear regression (Best-MoM). This is the MoM regression method described in [26], with the choice of the number of buckets K that minimizes the prediction error; see §E.2 for details.

These three methods were tested on two different artificial data setups described below. Details on the experimental choices, number of trials and other findings are presented in Appendix F.

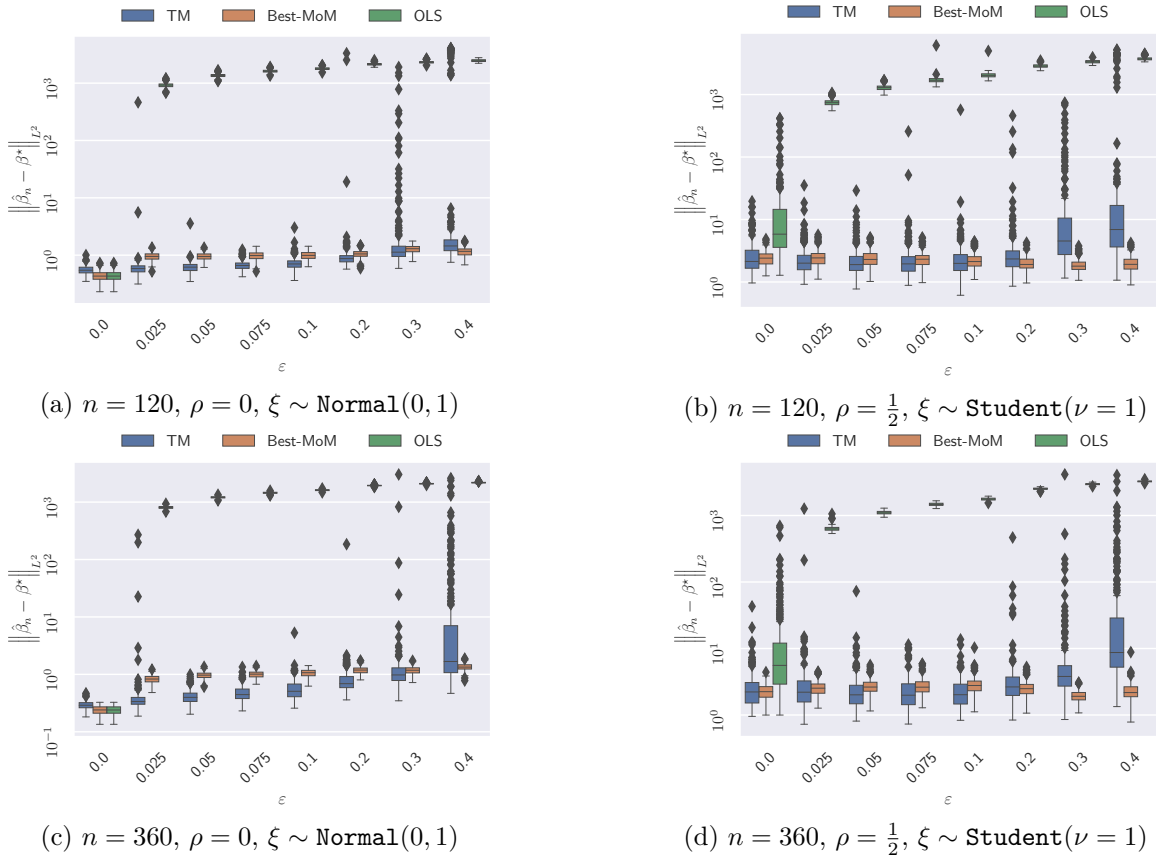


Figure 1: Experiments varying the contamination proportion using Setup A.

5.1 Setup A

This is the same setup as in [26], and favors robust methods. Let $d \geq 1$ be an integer, X_1, X_2, \dots, X_n be i.i.d. d -dimensional covariate vectors with $X_1 \sim \text{Normal}(0, \Sigma(\rho))$ and

$$\Sigma(\rho) = \left[\rho^{|i-j|} \right]_{i,j \in [d]}.$$

We consider the values $\rho = 0$ (independent covariates) and $\rho = \frac{1}{2}$ (correlated covariates). Define $Y_i = \langle X_i, \beta^* \rangle + \xi_i \forall i \in [n]$, where $\beta^* = [1, 1, \dots, 1] \in \mathbb{R}^d$ and ξ_i are i.i.d. errors independent from the covariates. The distribution of the ξ_i may be standard normal distribution (“light-tailed errors”) or the Student’s t-distribution with parameter $\nu \in \{1, 2, 4\}$ (“heavy-tailed errors”).

The contamination model for Setup A is defined as follows: a set of indices $\mathcal{O} \subset [n]$ of size $\lfloor \epsilon n \rfloor$ is chosen uniformly at random, and then one sets

$$(X_i^\epsilon, Y_i^\epsilon) = (X_i, Y_i) \forall i \notin \mathcal{O} \text{ and } (X_i^\epsilon, Y_i^\epsilon) = (\beta^*, 10000) \forall i \in \mathcal{O}.$$

Figure 1 presents some of the results of our experiments on the different experimental configurations. Here are our main observations.

- As expected, the OLS performs poorly when $\epsilon > 0$ and also when the error is heavy tailed.
- TM tends to outperform Best-MoM for moderately large sample sizes and its advantages increases with n (this was consistently observed in all experiments).
- TM outperforms Best-MoM for intermediate values of ϵ , but Best-MoM outperforms the TM for very low or high values of ϵ . This may be related to our generous (and in practice infeasible) choice of K for Best-MoM.

5.2 Setup B

This distribution and contamination model is a caricature of missing data and favors OLS. Let $p \in [0, 1]$. Take independent $X'_{1:n} \stackrel{i.i.d.}{\sim} \text{Normal}(0, 1)$ and $B'_{1:n} \stackrel{i.i.d.}{\sim} \text{Ber}(p)$. The uncon-

taminated data is given by

$$X_i := B_i \frac{X'_i}{\sqrt{p}} \text{ and } Y_i = \langle X_i, \beta^* \rangle + \xi \quad \forall i \in [n],$$

where $\beta^* = [1, 1, \dots, 1]$ as in the previous case. The contamination model is defined as follows. Take a subset $\mathcal{O} \subset \{i \in [n] : B_i = 1\}$ that satisfies $|\mathcal{O}| \leq \epsilon n$ and is as large as possible. Set $B_i^\epsilon = 0$ when $B_i = 0$ or $i \in \mathcal{O}$, and $B_i^\epsilon = 1$ otherwise. The contaminated sample is

$$X_i^\epsilon = B_i^\epsilon \frac{X'_i}{\sqrt{p}} \text{ and } Y_i^\epsilon = \langle X_i^\epsilon, \beta^* \rangle + \xi_i \quad \forall i \in [n].$$

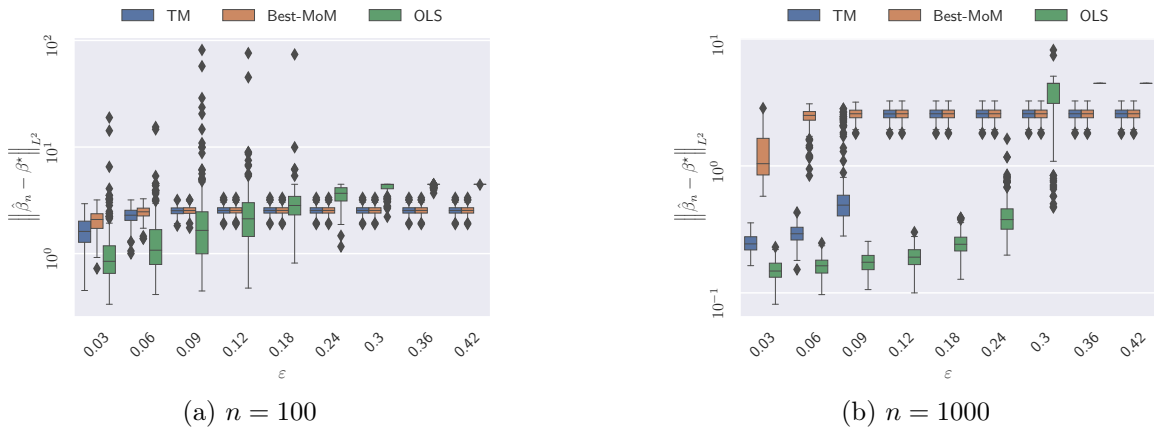


Figure 2: Experiments varying the contamination proportion using Setup B. All plots were made using $d = 20$ and $p = 0.3$.

Figure 2 contrasts with Figure 1 since the OLS is no longer losing to the robust estimators in most cases. Intuitively, OLS tends to ignore points with $B_i^\epsilon = 0$, whereas TM and Best-MoM are more conservative and treat $B_i^\epsilon = 1$ as outliers in an all-0 sample.

6 Proofs

This section presents the main mathematical arguments in the paper. Some not-too-enlightening details are left to Appendix A and Appendix C.

6.1 Trimming and truncation: a master theorem

The main results in this paper follow from the “master theorem” presented in this section. It may be viewed as an abstract and extended version of the arguments in [31], which were specific for mean estimation in Hilbert spaces.

In this subsection, P is a fixed probability measure over a measurable space $(\mathbf{X}, \mathcal{X})$, and $X_{1:n}^\epsilon$ is an ϵ -contaminated sample from P . For a given $M > 0$ define the truncation function

$$\tau_M(x) := \begin{cases} M, & \text{if } x > M \\ x, & \text{if } -M \leq x \leq M \\ -M, & \text{if } x < -M \end{cases} . \quad (6.1)$$

If \mathcal{G} is a family of functions, we let

$$\mathcal{G}^o := \{g - Pg : g \in \mathcal{G}\}, \quad \mathcal{G}_M^o := \{\tau_M \circ (g - Pg) : g \in \mathcal{G}\}$$

and also $\text{rem}_M(\mathcal{G}, P) := \sup_{g \in \mathcal{G}} |P\tau_M \circ g|$.

Theorem 6.1 (Master theorem for trimmed mean) *Let $m \in \mathbb{N}$ and $\mathcal{F}_1, \mathcal{F}_2, \dots, \mathcal{F}_m$ be families of functions that are 1-compatible with P . Also let $X_{1:n}^\epsilon$ be an ϵ -contaminated i.i.d. sample from P . Assume that for every $j \in [m]$ there exist $M_j > 0$, $b_j \in \{0, 1\}$ and $t_j \in \mathbb{N} \cup \{0\}$ satisfying one of the following conditions:*

- either $b_j = 0$, $t_j = 0$ and \mathcal{F}_j^o is a.s. uniformly bounded by M_j , i.e. $|f_j - Pf_j| \leq M_j$ almost surely for all $f_j \in \mathcal{F}_j$;
- or $b_j = 1$ and we have the bound

$$\sup_{f_j \in \mathcal{F}_j} P \left\{ |f_j(X) - Pf_j| > \frac{M_j}{2} \right\} + \frac{8 \text{Rad}_n(\tau_{M_j} \circ \mathcal{F}_j^o, P)}{M_j} \leq \frac{t_j}{8n}. \quad (6.2)$$

Also let ϕ be such that

$$\frac{\lfloor \epsilon n \rfloor + \sum_{j=1}^m t_j}{n} \leq \phi < \frac{1}{2}.$$

Let $x_j \geq 0$ for each $j \in [m]$. Then, with probability at least $1 - \sum_{j=1}^m (b_j e^{-t_j} + e^{-x_j})$,

for every linear combination $f = \sum_{j=1}^m a_j f_j$, $f_j \in \mathcal{F}_j$,

$$\left| \widehat{T}_{n,\phi n}(f; X_{1:n}^\epsilon) - Pf \right| \leq \sum_{j=1}^n |a_j| \left\{ 2\mathbf{Emp}_n(\tau_{M_j} \circ \mathcal{F}_j^\circ, P) + \eta_j \right\},$$

where

$$\eta_j = \left(6\phi + \frac{3x_j}{n} \right) M_j + \text{rem}_{M_j}(\mathcal{F}_j^\circ, P) + \nu_2(\tau_{M_j} \circ \mathcal{F}_j^\circ, P) \sqrt{\frac{2x_j}{n}}.$$

Proof: [Proof of Theorem 6.1] We start with some notation and conventions. For brevity, we will occasionally omit P from our notation; for instance, we write $\mathbf{Emp}_n(\mathcal{F})$ instead of $\mathbf{Emp}_n(\mathcal{F}, P)$. We also let $X_{1:n} \stackrel{i.i.d.}{\sim} P$ be a sample from P with

$$\#\{i \in [n] : X_i \neq X_i^\epsilon\} \leq \lfloor \epsilon n \rfloor.$$

\widehat{P}_n denotes the empirical measure of the clean sample, meaning:

$$\widehat{P}_n g = \frac{1}{n} \sum_{i=1}^n g(X_i) \text{ for } g : \mathbf{X} \rightarrow \mathbb{R},$$

and we use $\widehat{T}_{n,\phi n}^\epsilon(g) := \widehat{T}_{n,\phi n}(g; X_{1:n}^\epsilon)$ to denote the trimmed mean computed over the contaminated sample.

The core observation of our proof is that if $k \in \mathbb{N}$ is properly defined and the M_j are big enough, the “trimmed empirical process” of linear combinations on a contaminated sample is close to the linear combination of truncated empirical processes on the clean sample, i.e.

$$f = \sum_{j=1}^m a_j f_j \mapsto \widehat{T}_{n,k}^\epsilon(f) - Pf \approx \sum_{j=1}^m a_j \widehat{P}_n \tau_{M_j}(f_j(X_i) - Pf_j), \quad (6.3)$$

which is well understood and satisfies Bernstein-type concentration bounds. This will require two lemmata that we state next. Let \mathcal{G} be a family of functions and $M > 0$, define

$$V_M(\mathcal{G}) := \sup_{g \in \mathcal{G}} \sum_{i=1}^n \mathbf{1}\{|g(X_i)| > M\}, \quad (6.4)$$

in words, $V_M(\mathcal{G})$ counts the number of large values of g for the worst-case function $g \in \mathcal{G}$.

The following ‘‘Counting Lemma’’ – an abstract version of [31, Lemma 1] – gives a way to bound the probability that the counting function $V_{M_j}(\mathcal{F}_j^o)$ exceeds a certain value t_j . This will be useful whenever \mathcal{F}_j^o is not uniformly bounded.

Lemma 6.1 (Counting lemma; proof in Appendix A) *Let \mathcal{G} be a countable family of functions, $t \in \mathbb{N}$ and $n > 1$. Assume $M > 0$ is such that:*

$$\sup_{g \in \mathcal{G}} P \left\{ |g(X)| > \frac{M}{2} \right\} + \frac{8\text{Rad}_n(\tau_M \circ \mathcal{G}, P)}{M} \leq \frac{t}{8n}. \quad (6.5)$$

Then $V_M(\mathcal{G}) \leq t$ with probability at least $1 - e^{-t}$.

The next lemma says that if the counting functions $\{V_{M_j}(\mathcal{F}_j^o)\}_{j \in [m]}$ are all small, then (6.3) can be justified.

Lemma 6.2 (Bounding lemma; proof in Appendix A) *Let $m \in \mathbb{N}$ and $\mathcal{G}_1, \dots, \mathcal{G}_m$ be families of functions from \mathbf{X} to \mathbb{R} . Also let $t_1, t_2, \dots, t_m \in \mathbb{N}$ and $M_1, M_2, \dots, M_m \geq 0$ be such that $V_{M_j}(\mathcal{G}_j) \leq t_j$ for each $j \in [m]$. If ϕ satisfies*

$$\frac{\lfloor \varepsilon n \rfloor + \sum_{j=1}^m t_j}{n} \leq \phi < \frac{1}{2},$$

then for any linear combination

$$g := \sum_{j=1}^m a_j g_j \text{ with } a_j \in \mathbb{R} \text{ and } g_j \in \mathcal{G}_j \text{ for each } j \in [m],$$

we have

$$\left| \widehat{T}_{n, \phi n}^\varepsilon(g) - \sum_{j=1}^m a_j \widehat{P}_n(\tau_{M_j} \circ g_j) \right| \leq 6\phi \sum_{j=1}^m |a_j| M_j. \quad (6.6)$$

We come back to the proof of Theorem 6.1. Since the families \mathcal{F}_j are 1-compatible with P , we may assume they are countable. Our hypotheses ensure that Lemma 6.1 can be applied to each $V_{M_j}(\mathcal{F}_j^o)$ (with the corresponding t_j) whenever $b_j = 1$. On the other hand, when $b_j = 0$, the class \mathcal{F}_j^o is bounded and $V_{M_j}(\mathcal{F}_j^o) = 0 \leq t_j$ is automatic. Combining

this with Lemma 6.2 (taking $\mathcal{G}_j = \mathcal{F}_j^o$ for every $j \in [m]$) we have, with probability at least $1 - \sum_{j=1}^m b_j e^{-t_j}$, for all $f = \sum_{j=1}^m a_j f_j$,

$$\left| \widehat{T}_{n,\phi n}^\varepsilon(f) - Pf \right| \leq \left| \sum_{j=1}^m a_j \widehat{P}_n \tau_{M_j}(f_j - Pf_j) \right| + 6\phi \sum_{j=1}^m |a_j| M_j.$$

We can bound

$$\left| \sum_{j=1}^m a_j \widehat{P}_n \tau_{M_j}(f_j - Pf_j) \right| \leq \sum_{j=1}^m |a_j| \left\{ \sup_{f_j \in \mathcal{F}_j} \left| (\widehat{P}_n - P) \tau_{M_j}(f_j - Pf_j) \right| + \text{rem}_{M_j}(\mathcal{F}_j^o, P) \right\}$$

We bound the suprema on the RHS using Bousquet's inequality for each class \mathcal{F}_j^o (Theorem B.1) and observing that $|\tau_{M_j}(f_j - Pf_j) - P\tau_{M_j}(f_j - Pf_j)| \leq 2M_j$. We finish using $\sqrt{a+b} \leq \sqrt{a} + \sqrt{b}$ and $\sqrt{ab} \leq a + \frac{b}{4}$ to bound:

$$\sqrt{\frac{8x_j M_j}{n} \text{Emp}_n(\tau_{M_j} \circ \mathcal{F}_j^o, P)} \leq \frac{2x_j}{n} M_j + \text{Emp}_n(\tau_{M_j} \circ \mathcal{F}_j^o, P).$$

□

6.2 Bounds for uniform mean estimation

We now prove our main result on uniform mean estimation, Theorem 3.1. This will require converting the error bounds in Theorem 6.1 into moment-based quantities. The next lemma does this; it is somewhat stronger than what we need.

Lemma 6.3 (Proof in the Appendix C) *In the setting of Theorem 6.1 define*

$$\bar{\varepsilon} := \frac{(\frac{1}{2} - \varepsilon) \wedge \varepsilon}{1 + \sum_{j=1}^m b_j}, \quad t_j = b_j (\lceil x_j \rceil \vee \lceil \bar{\varepsilon} n \rceil) \quad \text{and} \quad \phi := \frac{\lfloor \varepsilon n \rfloor + \sum_{j=1}^m t_j}{n}.$$

Also assume $\phi < \frac{1}{2}$, $x_j \geq \frac{1}{3}$ for all j with $b_j = 1$ and let

$$C_j^\varepsilon := 192 \left(1 + \frac{\sum_{l=1}^m t_l}{t_j} + \frac{\varepsilon}{\bar{\varepsilon}} \right).$$

Then, for every j with $b_j = 1$, it is possible to choose M_j satisfying (6.2) such that

$$2\text{Emp}_n(\tau_{M_j} \circ \mathcal{F}_j^o, P) + \eta_j \leq C_j^\epsilon \left\{ 8\text{Emp}_n(\mathcal{F}_j, P) + \inf_{q \in [1, 2]} \nu_q(\mathcal{F}_j, P) \left(\frac{x_j}{n} \right)^{1 - \frac{1}{q}} \right. \\ \left. + \inf_{p \geq 1} \nu_p(\mathcal{F}_j, P) \left(\frac{2\epsilon}{1 + \sum_{l=1}^m b_l} \right)^{1 - \frac{1}{p}} \right\}. \quad (6.7)$$

Proof: [Proof of Theorem 3.1] Apply Theorem 6.1 using $m = 1$, $b_1 = 1$, $x_1 := \ln \frac{3}{\alpha}$ with t_1 and M_1 as chosen in the Lemma 6.3. Inspection reveals that this leads to the bound claimed in Theorem 3.1. \square

6.3 Bounds for regression

We prove Theorem 4.1 below. The notation introduced in §4.1 and in the statement of Theorem 4.1 will be used throughout this subsection. The probability measure P will often be implicit throughout the section. We will sometimes use the following property,

$$\forall f \in \mathcal{F} : P \mathfrak{m}_f = P \xi_P(X, Y)(f(X) - f_P^*(X)) \leq 0, \quad (6.8)$$

where $\mathfrak{m}_f = \mathfrak{m}_{f, P}$ is the ‘‘multiplier term’’ from (4.4). Indeed, (6.8) is the first-order optimality condition for $f_P^* = \arg \min_{f \in \mathcal{F}} P(Y - f(X))^2$.

In what follows, $Z_{1:n}^\epsilon$ is an ϵ -contaminated sample from P . Similarly to the proof of Theorem 6.1, we write $\widehat{T}_{n,k}^\epsilon(\cdot) := \widehat{T}_{n,k}(\cdot, Z_{1:n}^\epsilon)$. The estimator $\widehat{f}_n^\epsilon \in \mathcal{F}$ of $f_P^* \in \mathcal{F}$ is obtained solving the minimization problem

$$\widehat{f}_n^\epsilon \in \arg \min_{f \in \mathcal{F}} \left(\sup_{g \in \mathcal{G}} \widehat{T}_{n, \phi_n}^\epsilon(\ell_f - \ell_g) \right).$$

The next Lemma reduces Theorem 4.1 to proving localized upper and lower bounds on certain trimmed means. Introduce the notation:

$$r_f := \|f - f_P^*\|_{L_2(P_{\mathbf{X}})}.$$

Lemma 6.4 *If $r > 0$ and $\gamma > 0$ are such that*

$$\inf_{r_f=r} \widehat{T}_{n,\phi n}^\varepsilon (\ell_f - \ell_{f_P^*}) \geq \gamma \geq 2 \sup_{r_f \leq r} \widehat{T}_{n,\phi n}^\varepsilon (\mathbf{m}_f - P\mathbf{m}_f), \quad (6.9)$$

then $r_{\widehat{f}_n^\varepsilon} = \left\| \widehat{f}_n^\varepsilon - f_P^* \right\|_{L^2(P_{\mathbf{X}})} \leq r$ and $R(\widehat{f}_n^\varepsilon) - R(f_P^*) \leq r^2 + 2\gamma$.

Proof: The proof proceeds in three stages that follow the “localization + fixed point” outline from previous work [26, 33]. In the first stage, we use a localization argument and show:

$$\forall f \in \mathcal{F} : \widehat{T}_{n,\phi n}^\varepsilon (\ell_f - \ell_{f_P^*}) \begin{cases} > \gamma, & r_f > r; \\ \geq -\gamma, & r_f \leq r. \end{cases} \quad (6.10)$$

In the second stage, we bound $r_{\widehat{f}_n^\varepsilon}$ via (6.10) and a “fixed point” argument. In the final stage, we notice that an excess risk bound is implicit in the first two steps.

Localization: our goal here is to prove (6.10). Since \mathcal{F} is convex, we can scale down elements $f \in \mathcal{F}$ with $r_f > r$ to elements $\bar{f} \in \mathcal{F}$ with $r_{\bar{f}} = r$ and bound the corresponding trimmed mean via our assumption. Explicitly, assume $q_f = \frac{r_f}{r} > 1$ and define $\bar{f} = f_P^* + \frac{f - f_P^*}{q_f}$, so that $\bar{f} \in \mathcal{F}$ by convexity and $r_{\bar{f}} = r$. We obtain

$$\begin{aligned} \widehat{T}_{n,\phi n}^\varepsilon (\ell_f - \ell_{f_P^*}) &= \widehat{T}_{n,\phi n}^\varepsilon (q_f^2 (\bar{f} - f_P^*)^2 - 2\mathbf{m}_{\bar{f}}) \\ &\geq q_f \widehat{T}_{n,\phi n}^\varepsilon (\ell_{\bar{f}} - \ell_{f_P^*}) > \gamma \text{ using (6.9) and } q_f > 1. \end{aligned}$$

This proves (6.10) for $r_f > r$. For $r_f \leq r$, we use (6.8) and $(f - f_P^*)^2 \geq 0$ to obtain

$$\begin{aligned} \widehat{T}_{n,\phi n}^\varepsilon (\ell_f - \ell_{f_P^*}) &= \widehat{T}_{n,\phi n}^\varepsilon ((f - f_P^*)^2 - 2\mathbf{m}_f) \\ &\geq \widehat{T}_{n,\phi n}^\varepsilon ((f - f_P^*)^2 - 2(\mathbf{m}_f - P\mathbf{m}_f)) \\ &\geq -2\widehat{T}_{n,\phi n}^\varepsilon (\mathbf{m}_f - P\mathbf{m}_f) \geq -\gamma \text{ by (6.9)}. \end{aligned}$$

Fixed point argument: for any $f \in \mathcal{F}$, let

$$\Delta(f) = \sup_{g \in \mathcal{F}} \widehat{T}_{n,\phi n}^\varepsilon (\ell_f - \ell_g),$$

so that \hat{f}_n^ϵ minimizes Δ over \mathcal{F} . Therefore,

$$\widehat{T}_{n,\phi n}^\epsilon \left(\ell_{\hat{f}_n^\epsilon} - \ell_{f_P^*} \right) \leq \Delta(\hat{f}_n^\epsilon) \leq \Delta(f_P^*) \quad (6.11)$$

The bounds in (6.10) show that for any $g \in \mathcal{F}$:

$$\widehat{T}_{n,\phi n}^\epsilon (\ell_{f_P^*} - \ell_g) \leq \begin{cases} \gamma, & r_g \leq r; \\ -\gamma, & r_g > r. \end{cases}$$

Since $\gamma > 0$, we obtain $\Delta(f_P^*) \leq \gamma$. This implies via (6.11) that $\widehat{T}_{n,\phi n}^\epsilon \left(\ell_{\hat{f}_n^\epsilon} - \ell_{f_P^*} \right) \leq \gamma$. We deduce that $r_{\hat{f}_n^\epsilon} \leq r$ via assumption (6.9).

Excess risk: we have:

$$R_P(\hat{f}_n^\epsilon) - R_P(f_P^*) = r_{\hat{f}_n^\epsilon}^2 - 2P\mathbf{m}_{\hat{f}_n^\epsilon}.$$

The first term in the RHS is $\leq r^2$ by the above. The second can be bounded by:

$$\begin{aligned} -2P\mathbf{m}_{\hat{f}_n^\epsilon} &= 2\widehat{T}_{n,\phi n}^\epsilon \left(\mathbf{m}_{\hat{f}_n^\epsilon} - P\mathbf{m}_{\hat{f}_n^\epsilon} \right) - 2\widehat{T}_{n,\phi n}^\epsilon \left(\mathbf{m}_{\hat{f}_n^\epsilon} \right) \\ &\leq 2\widehat{T}_{n,\phi n}^\epsilon \left(\mathbf{m}_{\hat{f}_n^\epsilon} - P\mathbf{m}_{\hat{f}_n^\epsilon} \right) + \widehat{T}_{n,\phi n}^\epsilon \left(\ell_{\hat{f}_n^\epsilon} - \ell_{f_P^*} \right) \\ &\leq \gamma + \Delta(\hat{f}_n^\epsilon) \leq 2\gamma, \end{aligned}$$

where the last line follows from (6.9) combined with $r_{\hat{f}_n^\epsilon} \leq r$ and the calculations in the previous step. \square

We now apply Lemma 6.4 to prove our main result on regression.

Proof: [Proof of Theorem 4.1] We continue to use the notational conventions introduced above. Our goal is to find an event E and a constant $\gamma > 0$ such that assumption (6.9) of Lemma 6.4 holds in E , with the value of $r := \Phi_P(\mathcal{F}, n, \alpha, \epsilon)$ defined in (4.10), and a suitable $\gamma > 0$. Let $x := \ln \frac{3}{\alpha} \geq \frac{1}{3}$. Following (4.10), we set

$$\theta_0 := \theta_0(\mathcal{F}, P), \delta_q := \frac{1}{32\theta_0} \text{ and } \delta_m = \frac{1}{448\theta_0^2}. \quad (6.12)$$

First step: lower bound quadratic part by Lipschitz term.

Lemma 6.4 requires control from below of $\ell_f - \ell_{f_P^*}$, which includes a quadratic term. However, our assumptions are on the process $f - f_P^*$ without the square. Therefore, our first

step will be to find a bounded Lipschitz minorant for the quadratic term, to which we can apply concentration and contraction. Specifically, consider $a, c > 0$ with $2c > a$ (specific values to be chosen later). Define

$$\psi(y) = r^2 \left(2a \left(\frac{|y|}{r} \wedge c \right) - a^2 \right)_+ \quad (y \in \mathbb{R}).$$

Then:

1. $0 \leq \psi(y) \leq y^2$ for all $y \in \mathbb{R}$: this follows from the fact that the graph of $y \mapsto y^2$ is lower bounded by the tangent line at $y = ar$;
2. ψ is $2ar$ -Lipschitz with $\psi(0) = 0$; and
3. ψ is bounded above by the constant $M_q := r^2(2ac - a^2)$.

Thus, for all $f \in \mathcal{F}$ with $r_f = r$:

$$\widehat{T}_{n, \phi n}^\varepsilon \left(\ell_f - \ell_{f_P^*} \right) \geq \widehat{T}_{n, \phi n}^\varepsilon \left(\psi(f - f_P^*) - 2(\mathbf{m}_f - P\mathbf{m}_f) \right), \quad (6.13)$$

where we also used (6.8).

Second step: define E and lower bound $\mathbb{P}(E)$ via Theorem 6.1.

Recall that our goal is to prove the existence of an event E with $\mathbb{P}(E) \geq 1 - \alpha$ so that, when E holds, both (4.9) and (4.11) are satisfied. To do this, we recall the definition of $\mathcal{F}_q(r) = \mathcal{F}_q(r, P)$ and $\mathcal{F}_m(r) = \mathcal{F}_m(r, P)$ from §4.1.2, and set:

$$\mathcal{F}_1 := \psi \circ \mathcal{F}_q(r) = \left\{ \psi(f - f_P^*) : f \in \mathcal{F}, \|f - f_P^*\|_{L^2(P_{\mathbf{X}})} = r \right\}; \quad (6.14)$$

$$\mathcal{F}_2 := \mathcal{F}_m(r) = \left\{ \mathbf{m}_f - P\mathbf{m}_f : f \in \mathcal{F}, \|f - f_P^*\|_{L^2(P_{\mathbf{X}})} \leq r \right\}. \quad (6.15)$$

Now define

$$\eta_q := \left(6\phi + \frac{3x}{n} \right) M_q + \nu_2(\mathcal{F}_1) \sqrt{\frac{2x}{n}}, \quad (6.16)$$

with M_q as above, and

$$\eta_m := \left(6\phi + \frac{3x}{n} \right) M_m + \text{rem}_{M_m}(\mathcal{F}_2) + \nu_2(\tau_{M_m} \circ \mathcal{F}_2) \sqrt{\frac{2x}{n}}, \quad (6.17)$$

with M_m soon to be defined. The event E is defined as follows:

$$E = \left\{ \begin{array}{l} \forall a_q, a_m \in \mathbb{R}, f_q \in \mathcal{F}_q(r), f_m \in \mathcal{F}_m(r) \\ \left| \widehat{T}_{n, \phi_n}^\varepsilon(a_q \psi(f_q) + a_m f_m) - a_q P \psi(f_q) \right| \leq \\ |a_q| \{2\text{Emp}_n(\mathcal{F}_1^o) + \eta_q\} + |a_m| \{2\text{Emp}_n(\tau_{M_m} \circ \mathcal{F}_2) + \eta_m\} \end{array} \right\}$$

The event E is measurable because \mathcal{F} has a countable dense subset. We now argue that E is precisely the kind of event whose probability is bounded in Theorem 6.1. To see this, we follow the notation in that theorem, set $m := 2$, $x_1 = x_2 = x$ and \mathcal{F}_1 and \mathcal{F}_2 as above. We make the following choices of M_i , b_i and t_i :

- The functions in $\mathcal{F}_1 = \psi \circ \mathcal{F}_q(r)$ take values in $[0, M_q]$, so their expectations are also in this range. It follows that all functions in the centered class \mathcal{F}_1^o are bounded by $M_1 := M_q$ in absolute value. This means we can take $t_1 = b_1 = 0$.
- Now consider $\mathcal{F}_2 = \mathcal{F}_m(r)$. Note that $P f_m = 0$ for all $f_m \in \mathcal{F}_m(r)$, so $\mathcal{F}_2 = \mathcal{F}_2^o$. Since \mathcal{F}_2 may be unbounded, we will take $b_2 = 1$, and use Lemma 6.3 to obtain $M_m := M_2$ and $t_2 \geq x_2$ satisfying the assumptions of Theorem 6.1 and also the bound

$$2\text{Emp}_n(\tau_{M_m} \circ \mathcal{F}_2) + \eta_m \leq C_\varepsilon \left\{ 8\text{Emp}_n(\mathcal{F}_2) + \inf_{q \in [1, 2]} \nu_q(\mathcal{F}_2) \left(\frac{\ln \frac{3}{\alpha}}{n} \right)^{1 - \frac{1}{q}} + \inf_{p \geq 1} \nu_p(\mathcal{F}_2) \varepsilon^{1 - \frac{1}{p}} \right\},$$

where $C_\varepsilon := 384 \left(1 + \frac{\varepsilon}{\varepsilon \wedge (\frac{1}{2} - \varepsilon)} \right)$ can be bounded by 768 noticing that (4.8) implies $\varepsilon \leq \frac{1}{96\theta_0^2} < \frac{1}{4}$. Using further that $\nu_p(\mathcal{F}_2) = \nu_p(\mathcal{F}_m(r)) \leq r \kappa_p(\mathcal{F})$, we obtain the bound:

$$2\text{Emp}_n(\tau_{M_m} \circ \mathcal{F}_2) + \eta_m \leq 768 \left\{ 8\text{Emp}_n(\mathcal{F}_2) + r \inf_{q \in [1, 2]} \kappa_q(\mathcal{F}) \left(\frac{\ln \frac{3}{\alpha}}{n} \right)^{1 - \frac{1}{q}} + r \inf_{p \geq 1} \kappa_p(\mathcal{F}) \varepsilon^{1 - \frac{1}{p}} \right\}, \quad (6.18)$$

The upshot of this discussion is that Theorem 6.1 can indeed be used to bound the proba-

bility of E , and we obtain:

$$\mathbb{P}(E) \geq 1 - 3e^{-x} \geq 1 - \alpha.$$

From now on, we perform all calculations deterministically while assuming that E holds.

Third step: bounds assuming E holds.

We combine the lower bound from the first step with the one defining the event E . Taking $a_q = 0$, $a_m = 2$ in E gives, for $r_f \leq r$,

$$2\widehat{T}_{n,\phi n}^\varepsilon(m_f - Pm_f) \leq \underbrace{2\{2\text{Emp}_n(\tau_{M_m} \circ \mathcal{F}_2) + \eta_m\}}_{(i)}. \quad (6.19)$$

Similarly, to consider $r_f = r$ we take $a_q = 1$, $a_m = -2$ in E and obtain

$$\begin{aligned} \widehat{T}_{n,\phi n}^\varepsilon(\ell_f - \ell_{f_P}^*) &\geq \widehat{T}_{n,\phi n}^\varepsilon(\psi(f - f_P^*) - 2(m_f - Pm_f)) \\ &\geq \underbrace{\inf_{f_q \in \mathcal{F}_q(r)} P\psi(f_q)}_{(ii)} - \left\{ \underbrace{2\text{Emp}_n(\mathcal{F}_1^o)}_{(iii)} + \underbrace{\eta_q}_{(iv)} \right\} \\ &\quad - 2 \underbrace{\{2\text{Emp}_n(\tau_{M_m} \circ \mathcal{F}_2) + \eta_m\}}_{(i)}, \end{aligned} \quad (6.20)$$

where the last inequality is where we need E to hold.

The bounds in (6.20) and (6.19) are still unwieldy. To obtain more useful bounds for (i - iv), we need a few calculations that are quite messy and not too enlightening.

Bound (i). Note that, since $r \geq r_m(\delta_m)$ one has $\mathcal{F}_m(r)/r \subset \mathcal{F}_m(r_m(\delta_m))/r_m(\delta_m)$. Combining this with symmetrization and the definition of $r_m(\delta_m)$, we obtain:

$$\text{Emp}(\mathcal{F}_m(r)) \leq 2\text{Rad}(\mathcal{F}_m(r)) \leq \frac{2r}{r_m(\delta_m)} \text{Rad}(\mathcal{F}_m(r_m(\delta_m))) \leq 2\delta_m r r_m(\delta_m).$$

By (6.18), we obtain:

$$(i) \leq 1536 r \left\{ 16\delta_m r_m(\delta_m) + \inf_{q \in [1,2]} \kappa_q(\mathcal{F}) \left(\frac{x}{n}\right)^{1-\frac{1}{q}} + \inf_{p \geq 1} \kappa_p(\mathcal{F}) \epsilon^{1-\frac{1}{p}} \right\} \leq 14\delta_m r^2, \quad (6.21)$$

where the upper bound is provided by the choice of $r = \Phi_P(\mathcal{F}, \alpha, n, \epsilon)$ in (4.10) and the

choice of δ_m in (6.12).

Bound (ii). Using $y \wedge c \geq y - \frac{y^2}{c}$ and the definition of θ_0 we can bound, for $r_f = r$,

$$P\psi(f - f_P^*) \geq P \left\{ r^2 \left(2a \left(\frac{|f - f_P^*|}{r} - \frac{|f - f_q|^2}{r^2 c} \right) - a^2 \right) \right\} \geq r^2 \left\{ 2a \left(\frac{1}{\theta_0} - \frac{1}{c} \right) - a^2 \right\}.$$

Bound (iii). Using contraction and symmetrization (Theorem B.2) together with the fact that $r \geq r_q(\delta_q)$ give:

$$\text{Emp}_n(\mathcal{F}_1^o) = \text{Emp}_n(\psi \circ \mathcal{F}_q(r)) \leq 2\text{Rad}_n(\psi \circ \mathcal{F}_q(r)) \leq 4ar\text{Rad}_n(\mathcal{F}_q(r)) \leq 4a\delta_q r^2.$$

Bound (iv). Since $\mathcal{F}_1 = \psi \circ \mathcal{F}_q(r)$, $\psi(0) = 0$ and ψ is $2ar$ -Lipschitz,

$$\nu_2(\mathcal{F}_1^o) \leq 2ar \sup_{f_q \in \mathcal{F}_q(r)} \|f_q\|_{L^2(P_{\mathbf{X}})} = 2ar^2.$$

Observe that $\text{rem}_{M_q}(\mathcal{F}_1^o) = 0$ because \mathcal{F}_1^o is uniformly bounded by M_q , thus

$$\eta_q \leq \left(6\phi + \frac{3x}{n} \right) M_q + 2ar^2 \sqrt{\frac{2x}{n}}.$$

End of third step. From (6.19) and (6.21) we have

$$2 \sup_{r_f \leq r} \widehat{T}_{n, \phi n}^\varepsilon(\mathbf{m}_f - P\mathbf{m}_f) \leq 14\delta_m r^2. \quad (6.22)$$

Observe that (4.8) and our choice $x = \ln \frac{3}{\alpha}$ imply

$$\sqrt{\frac{2x}{n}} \leq \sqrt{\frac{1}{4} \left(6\phi + \frac{3x}{n} \right)} \leq \frac{1}{8\theta_0},$$

so, (6.20) and the bounds on (i-iv) give

$$\begin{aligned} \widehat{T}_{n, \phi n}^\varepsilon(\ell_f - \ell_{f_P^*}) &\geq r^2 \left\{ 2a \left(\frac{1}{\theta_0} - \frac{1}{c} \right) - a^2 \right\} - 8a\delta_q r^2 \\ &\quad - \left(6\phi + \frac{3x}{n} \right) M_q - 2ar^2 \sqrt{\frac{2x}{n}} - 14\delta_m r^2 \end{aligned} \quad (6.23)$$

$$((4.8) + M_q \leq 2acr^2) \geq r^2 \left\{ 2a \left(\frac{1}{\theta_0} - \frac{1}{c} - \frac{c}{16\theta_0^2} - \frac{1}{8\theta_0} - 4\delta_q \right) - a^2 \right\} - 14\delta_m r^2.$$

Final step: apply Lemma 6.4 via choices of constants.

We finish the proof via an application of Lemma 6.4, assuming as before that E holds. Recall $r := \Phi_P$ and take $\gamma := (32\theta_0^2)^{-1}r^2$. We defined $\delta_m = (448\theta_0^2)^{-1}$ in (6.12); therefore, (6.22) gives condition (6.9) for $r_f \leq r$. Now consider the lower bound for $\widehat{T}_{n,\phi n}^\varepsilon(\ell_f - \ell_{f_P}^*)$ when $r_f = r$. Recall from (6.12) that $\delta_q = (32\theta_0)^{-1}$. Insert this into the RHS of (6.23) and optimize over $2c > a > 0$. This leads to the choices $c = 4\theta_0$ and $a = c^{-1}$, giving

$$r^2 \sup_{a,c>0: 2c>a} 2a \left(\frac{1}{\theta_0} - \frac{1}{c} - \frac{c}{16\theta_0^2} - \frac{1}{8\theta_0} - 4\delta_q \right) - a^2 = \frac{r^2}{16\theta_0^2} = 2\gamma.$$

Finally, combine (6.23) and (6.19) to obtain:

$$\text{when } r_f = r : \widehat{T}_{n,\phi n}^\varepsilon(\ell_f - \ell_{f_P}^*) \geq \gamma.$$

This gives the missing half of (6.9). Therefore, Lemma 6.4 may be applied, and this finishes the proof. \square

Appendices

A Proofs of the counting and bounding lemmata

Proof: [Proof of Lemma 6.1] As in [31, Lemma 1], we replace $V_M(\mathcal{G})$ by a *smoother empirical process upper bound* to which we will be able to apply Ledoux-Talagrand contraction and Bousquet's inequality. Specifically, we define

$$\eta_M(r) := \left(\frac{2}{M} \left(r - \frac{M}{2} \right)_+ \right) \wedge 1 \quad (r \in \mathbb{R}),$$

which is $2/M$ -Lipschitz and satisfies

$$\forall r \geq 0 : \mathbf{1}\{r > M\} \leq \eta_M(r) \leq \mathbf{1}\{r > M/2\}.$$

Notice that $\eta_M = \eta_M \circ \tau_M$, a fact that will be useful later.

To continue, we note that

$$\forall g \in \mathcal{G} : P(\eta_M \circ |g|)^2 \leq P(\eta_M \circ |g|) \leq P\left\{|g(X)| > \frac{M}{2}\right\}. \quad (\text{A.1})$$

One consequence of this is that

$$V_M(\mathcal{G}) = \sup_{g \in \mathcal{G}} \sum_{i=1}^n \mathbf{1}\{|g(X_i)| > M\} \leq \sup_{g \in \mathcal{G}} \sum_{i=1}^n \eta_M \circ |g(X_i)| \leq \sup_{g \in \mathcal{G}} P\left\{|g(X)| > \frac{M}{2}\right\} + nW,$$

where W is the empirical process

$$W := \sup_{g \in \mathcal{G}} \left| \frac{1}{n} \sum_{i=1}^n (\eta_M \circ |g(X_i)| - P(\eta_M \circ |g|)) \right|.$$

Therefore,

$$\mathbb{P}\{V_M(\mathcal{G}) > t\} \leq \mathbb{P}\left\{W > t - \sup_{g \in \mathcal{G}} P\left\{|g(X)| > \frac{M}{2}\right\}\right\},$$

and the present lemma will follow once we bound the RHS above by e^{-t} . To do so, we apply Bousquet's inequality (Theorem B.1) to the class $\eta_M \circ |\mathcal{G}| = \{\eta_M(|g|) : g \in \mathcal{G}\}$ with $C = 1$ (as $0 \leq \eta_M \leq 1$). Letting $v = n\sigma^2(\eta_M \circ |\mathcal{G}|) + 2\text{Emp}_n(\eta_M \circ |\mathcal{G}|, P)$ be as in Theorem B.1, we deduce

$$\mathbb{P}\left\{W > \text{Emp}_n(\eta_M \circ |\mathcal{G}|, P) + \sqrt{\frac{2vt}{n}} + \frac{t}{3n}, \right\} \leq e^{-t}.$$

Therefore, we will be done once we show that

$$t - \sup_{g \in \mathcal{G}} P\left\{|g(X)| > \frac{M}{2}\right\} \geq n \text{Emp}_n(\eta_M \circ |\mathcal{G}|, P) + \sqrt{2vtn} + \frac{t}{3}.$$

To prove this last inequality, we bound the expectation of Z via symmetrization, contraction (η_M is $2/M$ -Lipschitz), the fact that $\eta_M \circ |\cdot| = \eta_M \circ |\tau_M|$, and our assumption (6.5) relating t , M and n :

$$\begin{aligned} \text{Emp}(\eta_M \circ |\mathcal{G}|, P) &\leq 2\text{Rad}_n(\eta_M \circ |\mathcal{G}|, P) \\ (\eta_M \circ |\cdot| = \eta_M \circ |\tau_M|) &= 2\text{Rad}_n(\eta_M \circ |\tau_M \circ \mathcal{G}|, P) \end{aligned}$$

$$\begin{aligned}
(\text{contraction} + \eta_M \circ |\cdot| \text{ is } 2/M\text{-Lip.}) &\leq \frac{4}{M} \text{Rad}_n(\tau_M \circ \mathcal{G}, P) \\
(\text{by assumption}) &\leq \frac{t}{16n}
\end{aligned}$$

To bound $\sigma^2(\eta_M \circ |\mathcal{G}|)$, we use (A.1):

$$\sigma^2(\eta_M \circ |\mathcal{G}|) = \sup_{g \in \mathcal{G}} P(\eta_M(|g|) - P\eta_M(|g|))^2 \leq \sup_{g \in \mathcal{G}} P\left\{|g(X)| > \frac{M}{2}\right\}.$$

As a consequence, the variance parameter v in Bousquet's inequality can be bounded using (6.5):

$$nv \leq n\sigma^2(\eta_M \circ |\mathcal{G}|) + 2n \mathbb{E} Z \leq n \sup_{g \in \mathcal{G}} P\left\{|g(X)| > \frac{M}{2}\right\} + \frac{8n \text{Rad}_n(\tau_M \circ \mathcal{G}, P)}{M} \leq \frac{t}{8}.$$

Combining the above bounds, we arrive at

$$\frac{t}{3} + \sqrt{2vtn} + n \text{Emp}_n(\eta_M \circ |\mathcal{G}|, P) \leq \frac{t}{3} + \frac{t}{2} + \frac{t}{16} - \frac{n}{2} \sup_{g \in \mathcal{G}} P\left\{|g(X)| > \frac{M}{2}\right\},$$

which is enough to conclude the proof. \square

Proof: [Proof of Lemma 6.2] Define $\tilde{g}_j := a_j g_j$ and $\tilde{M}_j := |a_j| M_j$ for each $j \in [m]$, so that $g = \sum_{j=1}^m \tilde{g}_j$. We also have

$$\forall j \in [m] : \tau_{\tilde{M}_j} \circ \tilde{g}_j = a_j \tau_{M_j} \circ g_j. \quad (\text{A.2})$$

Our assumption on $V_{M_j}(\mathcal{G}_j)$ implies that for each $j \in [m]$ there are at most t_j indices such that $|\tilde{g}_j(X_i)| > \tilde{M}_j$. Therefore, the set

$$B^\epsilon := \{i \in [n] : X_i \neq X_i^\epsilon \text{ or } |\tilde{g}_j(X_i)| > \tilde{M}_j \text{ for some } j \in [m]\}$$

has cardinality bounded by:

$$\#B^\epsilon \leq \lfloor \epsilon n \rfloor + \sum_{j=1}^m t_j \leq \phi n < \frac{n}{2}. \quad (\text{A.3})$$

Now define $M := \sum_{j=1}^m \tilde{M}_j$. Since $g = \sum_{j=1}^m \tilde{g}_j$, we conclude from (A.3) that there are at

most ϕn indices $i \in [n]$ with $|g(X_i^\epsilon)| > M$. Since the ϕn largest and smallest values of $g(X_i^\epsilon)$ are excluded from the trimmed mean, we obtain:

$$\widehat{T}_{n,\phi n}^\epsilon(g) = \widehat{T}_{n,\phi n}^\epsilon(\tau_M \circ g). \quad (\text{A.4})$$

In what follows, we use this identity to compare the trimmed mean of a sum to a sum of truncated empirical means. More specifically, we let \widehat{P}_n^ϵ denote the empirical measure of the contaminated sample, and use (A.2) and (A.4) to bound:

$$\begin{aligned} \left| \widehat{T}_{n,\phi n}^\epsilon(g) - \sum_{j=1}^m a_j \widehat{P}_n(\tau_{M_j} \circ g_j) \right| &\leq \left| \widehat{T}_{n,\phi n}^\epsilon(\tau_M \circ g) - \widehat{P}_n^\epsilon(\tau_M \circ g) \right| \\ &+ \left| \widehat{P}_n^\epsilon(\tau_M \circ g) - \sum_{j=1}^m \widehat{P}_n(\tau_{\tilde{M}_j} \circ \tilde{g}_j) \right|. \end{aligned} \quad (\text{A.5})$$

To bound the first term in the RHS, notice that the empirical mean of $\tau_M(g(X_i^\epsilon))$ is an average over all sample points in the contaminated sample, whereas $\widehat{T}_{n,\phi n}^\epsilon(\tau_M \circ g)$ is an average over a subset of these points of size $(1 - 2\phi)n$. Since all terms in both averages are bounded by M in absolute value, we conclude:

$$\widehat{P}_n^\epsilon(\tau_M \circ g) = (1 - 2\phi) \widehat{T}_{n,\phi n}^\epsilon(\tau_M \circ g) + 2\phi\eta$$

for some $|\eta| \leq M$, from which it follows that:

$$\left| \widehat{P}_n^\epsilon(\tau_M \circ g) - \widehat{T}_{n,\phi n}^\epsilon(\tau_M \circ g) \right| \leq 2\phi(|\eta| + |\widehat{T}_{n,\phi n}^\epsilon(\tau_M \circ g)|) \leq 4\phi M. \quad (\text{A.6})$$

We now consider the difference

$$\widehat{P}_n^\epsilon(\tau_M \circ g) - \sum_{j=1}^m \widehat{P}_n(\tau_{\tilde{M}_j} \circ \tilde{g}_j) = \frac{1}{n} \sum_{i=1}^n \left[\tau_M \circ g(X_i^\epsilon) - \sum_{j=1}^m \tau_{\tilde{M}_j} \circ \tilde{g}_j(X_i) \right] \quad (\text{A.7})$$

The n terms inside the square brackets in the RHS are bounded in absolute value by $M + \sum_{j=1}^m \tilde{M}_j = 2M$. Recalling (A.3), we *claim* that if $i \in [n] \setminus B^\epsilon$, the corresponding term in the RHS of (A.7) is zero. To see this, fix some i and note that:

- on the one hand, for each $j \in [m]$, $|\tilde{g}_j(X_i)| \leq \tilde{M}_j$ and so $\tau_{\tilde{M}_j} \circ \tilde{g}_j(X_i) = \tilde{g}_j(X_i)$;

- on the other hand, since $X_i = X_i^\epsilon$, and using the above bounds, we have $|g(X_i^\epsilon)| = |g(X_i)| \leq M$ and

$$\tau_M \circ g(X_i^\epsilon) = g(X_i) = \sum_{j=1}^m \tilde{g}_j(X_i).$$

It follows from the claim that:

$$\forall i \in [n] : \left| \tau_M \circ g(X_i^\epsilon) - \sum_{j=1}^n \tau_{\tilde{M}_j} \circ \tilde{g}_j(X_i) \right| \leq 2M \mathbf{1}\{i \in B^\epsilon\},$$

and combining this with (A.3) and (A.7) gives:

$$\left| \hat{P}_n^\epsilon(\tau_M \circ g) - \sum_{j=1}^m \hat{P}_n(\tau_{\tilde{M}_j} \circ \tilde{g}_j) \right| \leq \frac{2M}{n} \#B^\epsilon \leq 2M\phi$$

The lemma follows from plugging the preceding display together with inequality (A.6) into the RHS of (A.5). \square

B Useful results

We state here two classical results we need for our proofs. Recall the definitions from §2.4.

Theorem B.1 (Bousquet’s inequality [5]) *Assume that a measure P over $(\mathbf{X}, \mathcal{X})$ is 1-compatible with a family of functions \mathcal{G} and $|g - Pg| \leq C \forall g \in \mathcal{G}$ for some constant $C > 0$.*

Define:

$$W := \sup_{g \in \mathcal{G}} \left| \frac{1}{n} \sum_{i=1}^n (g(X_i) - Pg) \right| \text{ where } X_{1:n} \stackrel{i.i.d.}{\sim} P$$

Also set $\sigma^2(\mathcal{G}) := \sup_{g \in \mathcal{G}} P(g - Pg)^2$ and $v := 2C \mathbf{Emp}_n(\mathcal{G}, P) + \sigma^2(\mathcal{G})$. Then

$$\forall x > 0 : \mathbb{P} \left\{ W \geq \mathbf{Emp}_n(\mathcal{G}, P) + \sqrt{\frac{2xv}{n}} + \frac{Cx}{3n} \right\} \leq e^{-x}.$$

Theorem B.2 *Assume that a measure P over $(\mathbf{X}, \mathcal{X})$ is 1-compatible with a family of measurable functions \mathcal{G} from \mathbf{X} to \mathbb{R} .*

1. (Symmetrization; [4, Lemma 11.4]) $\text{Emp}_n(\mathcal{G}) \leq 2\text{Rad}_n(\mathcal{G})$. Moreover, if $Pg = 0$ for all $g \in \mathcal{G}$, then $\text{Rad}_n(\mathcal{G}) \leq 2\text{Emp}_n(\mathcal{G})$.
2. (Ledoux-Talagrand contraction; [4, Theorem 11.6]) If $\tau : \mathbb{R} \rightarrow \mathbb{R}$ is L -Lipschitz and satisfies $\tau(0) = 0$, and we set $\tau \circ \mathcal{G} := \{\tau \circ g : g \in \mathcal{G}\}$, then $\text{Rad}_n(\tau \circ \mathcal{G}) \leq L \text{Rad}_n(\mathcal{G})$.

C Moment conditions for the trimmed mean: proof of Lemma 6.3

Proof: [Proof of Lemma 6.3] Our goal is to find, for the values j with $b_j = 1$, M_j such that (6.2) holds and the bound (6.7) is valid. To start, define

$$b = \sum_{j=1}^m b_j \text{ and } t = \sum_{j=1}^m t_j.$$

First step: choose M_j as a function of t_j and \mathcal{F}_j .

Notice that contraction and symmetrization gives

$$M_j \geq \frac{256n}{t_j} \text{Emp}_n(\mathcal{F}_j) \Rightarrow \frac{8 \text{Rad}_n(\tau_{M_j} \circ \mathcal{F}_j^o)}{M_j} \leq \frac{16 \text{Emp}_n(\mathcal{F}_j)}{M_j} \leq \frac{t_j}{16n}.$$

So, (6.2) follows if we can define

$$M_j = m_j(t_j) \vee \left(\frac{256n}{t_j} \text{Emp}_n(\mathcal{F}_j) \right),$$

with $m_j(t_j)$ such that

$$\forall f \in \mathcal{F}_j : P \left\{ |f(X) - Pf| > \frac{m_j(t_j)}{2} \right\} \leq \frac{t_j}{16n}.$$

We can explicitly find a choice of $m_j(t)$. Markov's inequality gives, for every $p \geq 1$,

$$\sup_{f \in \mathcal{F}_j} \mathbb{P} \left(|f(X) - Pf| > \frac{m_j(t_j)}{2} \right) \leq 2^p \frac{\nu_p^p(\mathcal{F}_j)}{m_j(t_j)^p}$$

and so we can take $m_j(t_j) = 2\nu_p(\mathcal{F}_j) \left(\frac{16n}{t_j}\right)^{\frac{1}{p}}$. Thus, we define

$$\begin{aligned} M_j = M_j(t) &:= \left(2\nu_p(\mathcal{F}_j) \left(\frac{16n}{t_j}\right)^{\frac{1}{p}}\right) \vee \left(\frac{256n}{t_j} \text{Emp}_n(\mathcal{F}_j)\right) \\ &\leq 32\nu_p(\mathcal{F}_j) \left(\frac{t_j}{n}\right)^{-\frac{1}{p}} + \frac{256n}{t_j} \text{Emp}_n(\mathcal{F}_j). \end{aligned} \quad (\text{C.1})$$

Second step: bound $2\text{Emp}_n(\tau_{M_j} \circ \mathcal{F}_j^o, P) + \eta_j$.

Given our choice of M_j we bound the terms of η_j . We can easily bound

$$\text{rem}_{M_j}(\mathcal{F}_j^o) = \sup_{f \in \mathcal{F}_j} P(f - Pf) \mathbf{1}_{|f - Pf| > M_j} \leq \frac{\nu_p^p(\mathcal{F}_j)}{M_j^{p-1}} \leq \frac{\nu_p^p(\mathcal{F}_j)}{m_j(t_j)^{p-1}} \leq \nu_p(\mathcal{F}_j) \left(\frac{t_j}{n}\right)^{1-\frac{1}{p}}$$

and, using contraction and symmetrization,

$$\text{Emp}_n(\tau_{M_j} \circ \mathcal{F}_j^o) \leq 2\text{Rad}_n(\tau_{M_j} \circ \mathcal{F}_j^o) \leq 2\text{Rad}_n(\mathcal{F}_j^o) \leq 4\text{Emp}_n(\mathcal{F}_j).$$

We now bound the largest variance in $\tau_{M_j} \circ \mathcal{F}_j^o$ in terms of the moment parameters of \mathcal{F}_j . For $f \in \mathcal{F}_j$,

$$\mathbb{V}(\tau_{M_j} \circ (f - Pf)) \leq P(\tau_{M_j} \circ (f - Pf))^2 \leq P(M_j \wedge |f - Pf|)^2,$$

where the first inequality follows from bounding the variance by the second moment, and the second is a consequence of $|\tau_{M_j} \circ (f - Pf)| = M_j \wedge |f - Pf|$. Now, for any $1 \leq q \leq 2$,

$$(M_j \wedge |f - Pf|)^2 \leq M_j^{2-q} |f - Pf|^q,$$

so that

$$\mathbb{V}(\tau_{M_j} \circ (f - Pf)) \leq M_j^{2-q} \|f - Pf\|_{L^q(P)}^q \leq M_j^{2-q} \nu_q^q(\mathcal{F}_j).$$

It gives

$$\nu_2(\tau_{M_j} \circ \mathcal{F}_j^o) \sqrt{\frac{2x_j}{n}} \leq \sqrt{2} \left(\frac{M_j x_j}{n}\right)^{1-\frac{q}{2}} \left(\nu_q(\mathcal{F}_j) \left(\frac{x_j}{n}\right)^{1-\frac{1}{q}}\right)^{\frac{q}{2}}$$

and we can bound, using Young's inequality and $\sqrt{2} < 2$,

$$\begin{aligned} \nu_2(\tau_{M_j} \circ \mathcal{F}_j^o) \sqrt{\frac{2x_j}{n}} &\leq \sqrt{2} \left(1 - \frac{q}{2}\right) \frac{M_j x_j}{n} + \sqrt{2} \frac{q}{2} \nu_q(\mathcal{F}_j) \left(\frac{x_j}{n}\right)^{1-\frac{1}{q}} \\ &\leq 2 \left(\frac{M_j x_j}{2n} + \nu_q(\mathcal{F}_j) \left(\frac{x_j}{n}\right)^{1-\frac{1}{q}}\right). \end{aligned}$$

Notice that

$$6\phi + \frac{4x_j}{n} = \left(\frac{6t}{t_j} + \frac{6\lfloor \epsilon n \rfloor}{t_j} + \frac{4x_j}{t_j}\right) \frac{t_j}{n} \leq \left(4 + 6\frac{t}{t_j} + 6\frac{\epsilon}{\bar{\epsilon}}\right) \frac{t_j}{n},$$

taking $C'_j = 32 \left(4 + 6\frac{t}{t_j} + 6\frac{\epsilon}{\bar{\epsilon}}\right)$ and using (C.1), we have

$$M_j \left(6\phi + \frac{4x_j}{n}\right) \leq C'_j \left(\nu_p(\mathcal{F}_j) \left(\frac{t_j}{n}\right)^{1-\frac{1}{p}} + 8\text{Emp}_n(\mathcal{F}_j)\right)$$

Combining the bounds gives

$$\begin{aligned} 2\text{Emp}_n(\tau_{M_j} \circ \mathcal{F}_j^o, P) + \eta_j &\leq 8\text{Emp}_n(\mathcal{F}_j) + 2\nu_q(\mathcal{F}_j) \left(\frac{x_j}{n}\right)^{1-\frac{1}{q}} \\ &\quad + M_j \left(6\phi + \frac{4x_j}{n}\right) + \nu_p(\mathcal{F}_j) \left(\frac{t_j}{n}\right)^{1-\frac{1}{p}} \\ &\leq 8(1 + C'_j)\text{Emp}_n(\mathcal{F}_j) + 2\nu_q(\mathcal{F}_j) \left(\frac{x_j}{n}\right)^{1-\frac{1}{q}} \\ &\quad + (1 + C'_j)\nu_p(\mathcal{F}_j) \left(\frac{t_j}{n}\right)^{1-\frac{1}{p}} \end{aligned}$$

Final step: finish proof by case analysis on t_j .

Recall

$$C_j^\epsilon := 192 \left(1 + \frac{t}{t_j} + \frac{\epsilon}{\bar{\epsilon}}\right).$$

Since $x_j \geq \frac{1}{3}$ and $q \in [1, 2]$ we have

$$\lceil x_j \rceil^{1-\frac{1}{q}} \leq (x_j + 1)^{1-\frac{1}{q}} \leq 2x_j^{1-\frac{1}{q}},$$

and we bound

$$\left(\frac{\lceil x_j \rceil}{n}\right)^{1-\frac{1}{q}} \leq 2 \left(\frac{x_j}{n}\right)^{1-\frac{1}{q}}.$$

We also have $\lceil a \rceil \leq 2a$ when $a \geq 1$. Thus, if $\epsilon n \geq 1$ (i.e., when there is a contaminated sample point) we have

$$\frac{\lceil \bar{\epsilon} n \rceil}{n} \leq \frac{1}{n} \left\lceil \frac{\epsilon n}{1+b} \right\rceil \leq \frac{2\epsilon}{1+b}.$$

The case $\epsilon n < 1$ means that there is no contamination and we might replace ϵ with 0, obtaining the same bound.

We now take the infimum over $q \in [1, 2]$ and $p \geq 1$. If $t_j = \lceil x_j \rceil$,

$$2\text{Emp}_n(\tau_{M_j} \circ \mathcal{F}_j^o, P) + \eta_j \leq 8C_j^\epsilon \text{Emp}_n(\mathcal{F}_j) + C_j^\epsilon \inf_{q \in [1, 2]} \nu_q(\mathcal{F}_j) \left(\frac{x_j}{n}\right)^{1-\frac{1}{q}}.$$

The case $t_j = \lceil \bar{\epsilon} n \rceil$ gives

$$\begin{aligned} 2\text{Emp}_n(\tau_{M_j} \circ \mathcal{F}_j^o, P) + \eta &\leq 8C_j^\epsilon \text{Emp}_n(\mathcal{F}_j) \\ &+ 4 \inf_{q \in [1, 2]} \nu_q(\mathcal{F}_j) \left(\frac{x_j}{n}\right)^{1-\frac{1}{q}} + C_j^\epsilon \inf_{p \geq 1} \nu_p(\mathcal{F}_j) \left(\frac{2\epsilon}{1+b}\right)^{1-\frac{1}{p}}. \end{aligned}$$

The final bound follows from considering the two possible values of t_j and performing some overestimates. \square

Figure 3 above shows how the constants behave as ϵ grows.

D The relation between contamination level and the small-ball assumption

This section corresponds to Remark 5, where we note that a restriction of the form $\epsilon \leq c\theta_0(\mathcal{F}, P)^{-2}$ is necessary in the setting of robust regression with quadratic loss (as in Theorem 4.1).

To prove this, we use a family of distributions and a contamination model discussed in §5.2. Given a dimension $d \in \mathbb{N}$ and a parameter $p \in (0, 1)$, let $X' \sim \text{Normal}(0_{\mathbb{R}^d}, I_{d \times d})$, $\xi \sim \text{Normal}(0, 1)$ be independent. Given $\beta \in \mathbb{R}^d$, we let P_β denote the distribution of the

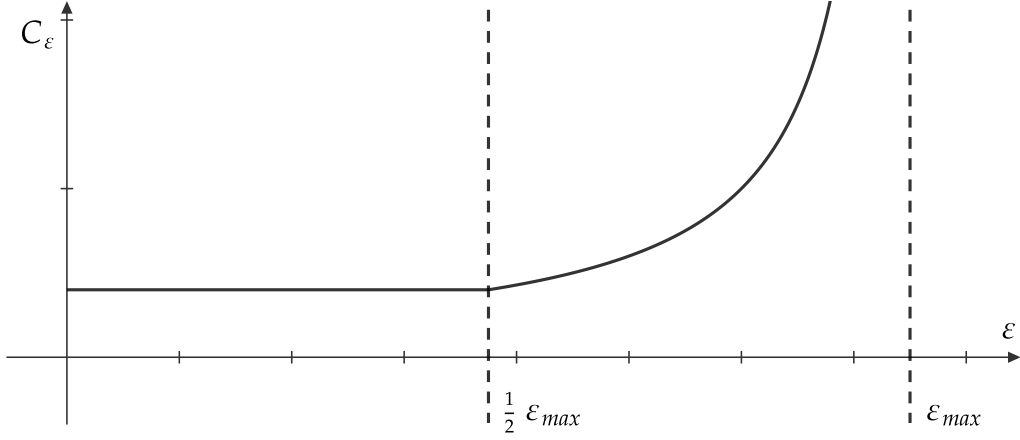


Figure 3: Behavior of the constant C_j^ϵ from Lemma 6.3, here $\epsilon_{max} = \frac{1}{2}$.

random pair (X, Y) given by

$$X = B_i \frac{X'}{\sqrt{p}} \text{ and } Y = \langle X, \beta \rangle + \xi.$$

Because X is isotropic, robust linear regression in this setting consists of estimating β in the Euclidean norm from an ϵ -contaminated i.i.d. sample from P_β . Now, clearly,

$$\forall \beta \in \mathbb{R}^d : \theta_0(\mathcal{F}, P_\beta) = \sqrt{\frac{\pi}{2p}}.$$

The next Lemma roughly says that a contaminated sample from P_β with $\epsilon > c \theta_0(\mathcal{F}, P)^{-2}$ essentially contains no information about β . More precisely, the Lemma implies via standard arguments that for any $R > 0$, one can find at least one $\beta \in \mathbb{R}^d$ for which the error of any estimator for β will be larger than R , with probability $\geq 1 - \alpha$.

Lemma D.1 *For any $\beta \in \mathbb{R}^d$, and parameters $n \in \mathbb{N}$, $\epsilon, p, \alpha \in (0, 1)$ satisfying*

$$\epsilon \geq 2p = \frac{\theta_0(\mathcal{F}, P_\beta)^2}{\pi} \text{ and } n \geq \left(\frac{2(1-p) + 2\epsilon}{p} \right) \ln \frac{1}{\alpha}$$

one can define ϵ -contaminated samples $Z_{1:n}^{\epsilon, \beta}$ from P_β and an i.i.d. (uncontaminated) sample

$Z_{1:n}^{0,0_{\mathbb{R}^d}}$ from $P_{0_{\mathbb{R}^d}}$ such that

$$\mathbb{P} \left\{ Z_{1:n}^{\epsilon,\beta} = Z_{1:n}^{0,0_{\mathbb{R}^d}} \right\} \geq 1 - \alpha.$$

Proof: Let $Z_{1:n}^\beta \stackrel{i.i.d.}{\sim} P_\beta$, with each $Z_i^\beta = (X_i, Y_i)$. We may assume that $X_i = B_i X'_i / \sqrt{p}$ and $Y_i = \langle X_i, \beta \rangle + \xi_i$ with $(B_i, X'_i, \xi) \sim (B, X', \xi)$ as above. As a result, a $\text{Ber}(p)$ proportion of X_i in the sample are non-zero. To define an ϵ -contaminated sample from P_β , we choose a subset $\mathcal{O} \subset \{i \in [n] : B_i \neq 0\}$ of size $\#\mathcal{O} \leq \epsilon n$ that is as large as possible, and then set:

$$Z_i^{\epsilon,\beta} := \begin{cases} (X_i, Y_i), & i \in [n] \setminus \mathcal{O} \\ (0_{\mathbb{R}^d}, \xi_i), & i \in \mathcal{O}. \end{cases}$$

Now, the random sample consisting of the points $Z_i^{0,0_{\mathbb{R}^d}} := (0_{\mathbb{R}^d}, \xi_i)$ ($i \in [n]$) is i.i.d. from P_0 . Moreover, by our definition of the contamination,

$$\left\{ Z_{1:n}^{\epsilon,\beta} = Z_{1:n}^{\epsilon,0_{\mathbb{R}^d}} \right\} \supset \left\{ \mathcal{O} = \{i \in [n] : B_i \neq 0\} \right\} = \left\{ \sum_{i=1}^n B_i \leq \epsilon n \right\}.$$

The sum $\sum_{i=1}^n B_i$ is a binomial random variable with mean pn . Chernoff bounds give

$$\mathbb{P} \left\{ \sum_{i=1}^n B_i \leq \epsilon n \right\} \geq 1 - e^{-\frac{(\epsilon-p)^2 n}{2p(1-p)+2\epsilon}} \geq 1 - \alpha$$

where the our assumptions on ϵ and n were used in the last two inequalities. \square

E Computational heuristics for linear regression

Recall that the estimator $\hat{f}_n^\epsilon = F_n(Z_{1:n}^\epsilon)$ is defined by the min-max problem

$$F_n(z_{1:n}) \in \arg \min_{f \in \mathcal{F}} \left(\max_{g \in \mathcal{G}} \hat{T}_{n,k}(\ell_f - \ell_g, z_{1:n}) \right). \quad (\text{E.1})$$

The difference $\ell_f - \ell_g$ is convex in f and concave in g , which suggests that the min-max problem above can be efficiently solved. Unfortunately, the trimmed mean operation $\hat{T}_{n,k}$ introduces complications; e.g. it is not obvious how to compute sub- and super-gradients.

In the remainder of this section, we present two heuristics to evaluate F_n that perform well in experiments. All heuristics will be defined for the setup of linear regression, but their generalizations to more general regression settings are straightforward. Notice that, in this case, we take

$$\mathcal{F} = \left\{ \langle \beta, \cdot \rangle : \beta \in \mathbb{R}^d \right\},$$

so, for simplicity, we write ℓ_β instead of $\ell_{\langle \beta, \cdot \rangle}$.

E.1 Trimmed-mean linear regression

For any two vectors $\beta_m, \beta_M \in \mathbb{R}^d$,

$$\widehat{T}_{n,k}(\ell_{\beta^m} - \ell_{\beta^M}) = \frac{1}{n - 2k} \sum_{i \in I(\beta^m, \beta^M, z_{1:n})} (\langle x_i, \beta^m \rangle - y_i)^2 - (\langle x_i, \beta^M \rangle - y_i)^2 \quad (\text{E.2})$$

where

- each point $z_i = (x_i, y_i) \in \mathbb{R}^d \times \mathbb{R}$, and
- $I(\beta^m, \beta^M, z_{1:n})$ – called the *active set for* $(\beta^m, \beta^M, z_{1:n})$ – is the set of indices $i \in [n]$ that appear in the trimmed mean, ie. the set obtained once the k largest and k smallest values of $[(\langle x_i, \beta_m \rangle - y_i)^2 - (\langle x_i, \beta_M \rangle - y_i)^2]$ are removed (with ties broken arbitrarily).

Our two algorithms may be described as follows.

E.1.1 Adapted alternating sub-gradient descent (AASD)

This is inspired by the approach in [26]. It consists of cycling through a sequence of operations

1. find active set $I := I(\beta_m, \beta_M)$
2. perform a gradient descent step in β_m as if the active set I were fixed: this results in

$$\nabla_{\beta} \sum_{i \in I} (\langle x_i, \beta \rangle - y_i)^2 = -2x_I^T (y_I - x_I \beta),$$

where

$$x_I = \left[x_i \right]_{i \in I} \in \mathbb{R}^{|I| \times d} \text{ and } y_I = \left[y_i \right]_{i \in I} \in \mathbb{R}^{|I|}.$$

3. update the active set I , and now perform a gradient ascent step in β_M as if I was fixed.

See Algorithm 1 for details (including the Armijo choice of step size).

```

input      :  $(x_1, y_1), \dots, (x_n, y_n) \in \mathbb{R}^d \times \mathbb{R}$ : the data
              :  $(\beta_0^m, \beta_0^M) \in \mathbb{R}^d \times \mathbb{R}^d$ : a initial guess
output    :  $(\beta_t^m, \beta_t^M)$ : an approximate solution for the min-max problem
parameter:  $\delta > 0$ : a tolerance for the algorithm
              :  $\eta_0, \xi_0 > 0$ : initial step sizes
              :  $\theta \in (0, 1)$ : update rate for Armijo rule

 $t \leftarrow 0$ 
 $\delta_0 \leftarrow \delta$ 
while  $\delta_t > \delta$  do
   $\eta_{t+1} \leftarrow \frac{\eta_t}{\theta}$ 
   $I_t^m \leftarrow I(\beta_t^m, \beta_t^M, z_{1:n})$  (get active indices)
   $\nabla_t^m \leftarrow -2x_I^T (y_I - x_I \beta_t^m)$ 
   $\beta_{t+1}^m \leftarrow \beta_t^m - \eta_{t+1} \nabla_t^m$ 
  while  $\sum_{i \in I} (\beta_{t+1}^m \cdot x_i - y_i)^2 > \sum_{i \in I} (\beta_t^m \cdot x_i - y_i)^2$  do
     $\eta_{t+1} \leftarrow \eta_{t+1} \theta$ 
     $\beta_{t+1}^m \leftarrow \beta_t^m - \eta_{t+1} \nabla_t^m$ 
  end
   $\xi_{t+1} \leftarrow \frac{\xi_t}{\theta}$ 
   $I_t^M \leftarrow I(\beta_{t+1}^m, \beta_t^M, z_{1:n})$  (get updated active indices)
   $\nabla_t^M \leftarrow -2x_I^T (y_I - x_I \beta_t^M)$ 
   $\beta_{t+1}^M \leftarrow \beta_t^M - \xi_{t+1} \nabla_t^M$ 
  while  $\sum_{i \in I} (\beta_{t+1}^M \cdot x_i - y_i)^2 > \sum_{i \in I} (\beta_t^M \cdot x_i - y_i)^2$  do
     $\xi_{t+1} \leftarrow \xi_{t+1} \theta$ 
     $\beta_{t+1}^M \leftarrow \beta_t^M - \xi_{t+1} \nabla_t^M$ 
  end
   $\delta_{t+1} \leftarrow \max(\|\beta_t^m - \beta_{t+1}^m\|, \|\beta_t^M - \beta_{t+1}^M\|)$ 
   $t \leftarrow t + 1$ 
end

```

Algorithm 1: Adapted alternating sub-gradient descent algorithm with Armijo rule.

<pre> input : $(x_1, y_1), \dots, (x_n, y_n) \in \mathbb{R}^d \times \mathbb{R}$: the data $(\beta_0^m, \beta_0^M) \in \mathbb{R}^d \times \mathbb{R}^d$: a initial guess output : (β_t^m, β_t^M): an approximate solution for the min-max problem $t \leftarrow 0$ $\delta_0 \leftarrow \delta$ while $\delta_t > \delta$ do $I_t^m \leftarrow I(\beta_t^m, \beta_t^M, z_{1:n})$ (get active indices) $\beta_{t+1}^m \leftarrow \text{Fit}(\{(x_i, y_i)\}_{i \in I_t^m})$ $I_t^M \leftarrow I(\beta_{t+1}^m, \beta_t^M, z_{1:n})$ (update active indices) $\beta_{t+1}^M \leftarrow \text{Fit}(\{(x_i, y_i)\}_{i \in I_t^M})$ $\delta_{t+1} \leftarrow \max(\ \beta_t^m - \beta_{t+1}^m\ , \ \beta_t^M - \beta_{t+1}^M\)$ $t \leftarrow t + 1$ end </pre>

Algorithm 2: Plug-in algorithm.

E.1.2 Plug-in algorithm

This algorithm relies on the existence of a black-box function `Fit` that on input $((x_i, y_i))_{i \in I}$ (with $I \subset [n]$ nonempty) will return a vector

$$\beta((x_i, y_i)_{i \in I}) \in \arg \min_{\beta \in \mathbb{R}^d} \frac{1}{|I|} \sum_{i \in I} (\langle \beta, x_i \rangle - y_i)^2.$$

The method then circles through updates to β^m and β^M via the `Fit` procedure, interspersed with updates to the active set. See Algorithm 2 for pseudocode.

E.2 The Best-MoM heuristic

Let us briefly recall the Median-of-Means (MoM) linear regression method from [26]. Their idea is to estimate $P(\ell_{\beta^m} - \ell_{\beta^M})$ by breaking the sample into a number K of buckets; and then computing the median of the bucket averages of $\ell_{\beta^m} - \ell_{\beta^M}$. This leads naturally to a concept of “active set:” namely, the set of indices $i \in [n]$ such that (x_i, y_i) belong to the bucket achieving the median. In a nutshell, the MoM regression method from [26] consists of using this active set to perform gradient descent/ascent steps, similarly to what we did in §E.1.1; see [26] for more details. (To emphasize, the algorithm we introduce in §E.1.1 is inspired by [26].)

As noted in the main text, we consider a modification of the method from [26] in our experiments, which we call “Best-MoM.” It consists of computing the MoM estimator $\widehat{\beta}_{n,K}$ for each value of the hyperparameter K that divides n , and then selecting the value of K that minimizes the loss

$$\left\| \widehat{\beta}_{n,K} - \beta^* \right\|_{L_2(P_{\mathbf{X}})}^2,$$

where β^* is the true vector of regression coefficients. This method is not feasible in practice, but we use it to give some advantage to MoM over the trimmed-mean-based methods in our experiments.

F Experiments on linear regression: details and additional results

In this section, we present a detailed description of our experiments with trimmed-mean-based-regression, Best-MoM and ordinary least squares. In particular, we will also discuss in greater detail the experimental results from Section 5.

F.1 Preliminaries

All of our experiments are on synthetic data. Uncontaminated data will consist of i.i.d. d -dimensional covariate data X_i and scalar response variables Y_i , where $i \in [n]$ for some sample size n that will depend on the experiment. We will always take $d = 20$ and assume that

$$Y_i = \langle X_i, \beta^* \rangle + \xi_i$$

for some fixed $\beta^* \in \mathbb{R}^d$ and errors ξ_i independent from X_i . The specific distributions of X_i and ξ_i , and the specific contamination models we use, will be described below.

We will consider contamination levels $\epsilon \in \{0, .025, .05, .075, .1, .2, .3, .4\}$. Additionally, we will vary the different hyperparameters of each experimental setup. For each choice of these quantities – i.e. n, ϵ and all hyperparameters –, we run 240 independent trials.

The different regression methods we consider are:

- the two trimmed-mean-based methods described in §E.1.1 and E.1.2, with trimming parameter always fixed at $k = \lfloor \epsilon n \rfloor + 5$;

- the Best-Mom method described in §E.2;
- ordinary least-squares (OLS).

OLS and the `Fit` subroutine in Algorithm 2 were implemented using the least-squares method from NumPy [18].

We now describe the data and contamination distributions we consider.

F.1.1 Details on Setup A

This is the same setup as in the experiments of [26], and favors robust methods. In this case the distribution covariates X_i is $\text{Normal}(0_{\mathbb{R}^d}, \Sigma(\rho))$ with

$$\Sigma(\rho) = \left[\rho^{|i-j|} \right]_{i,j \in [d]} \text{ for } \rho \in \{0, 0.5\}.$$

The errors ξ_i will have either a standard normal distribution (“light-tailed errors”) or the Student’s t-distribution with parameter $\nu \in \{1, 2, 4\}$ (“heavy-tailed errors”). Finally, the regression vector is $\beta^* := [1, 1, \dots, 1]^\dagger$.

The contamination model is defined as follows: a set of indices $\mathcal{O} \subset [n]$ of size $\lfloor \epsilon n \rfloor$ is chosen uniformly at random, and then one sets

$$(X_i^\epsilon, Y_i^\epsilon) = (X_i, Y_i) \forall i \notin \mathcal{O} \text{ and } (X_i^\epsilon, Y_i^\epsilon) = (\beta^*, 10000) \forall i \in \mathcal{O}.$$

F.1.2 Details on Setup B

This distribution and contamination model is a caricature of missing data and favors OLS. Let $p \in (0, 1]$. The distribution of covariates X_i is that of $B X' / \sqrt{p}$, where

$$B \sim \text{Ber}(p) \text{ and } X' \sim \text{Normal}(0, I_{d \times d}) \text{ are independent.}$$

Errors ξ_i will always be standard normal, and the regression vector is $\beta^* := [1, 1, \dots, 1]^\dagger$ as before.

The contamination model is defined as follows. Take a subset $\mathcal{O} \subset \{i \in [n] : B_i = 1\}$ that satisfies $|\mathcal{O}| \leq \epsilon n$ and is as large as possible. Set $B_i^\epsilon = 0$ when $B_i = 0$ or $i \in \mathcal{O}$, and

Table 1: Comparison between Algorithms 1 and 2 on Setup A for several choices of n , ϵ and error distribution. In each line we report the mean and std of the loss achieved by the two methods over 240 trials. The columns labelled Δ register the difference of the results.

n	ϵ	ξ	AASD		PLUG-IN		Δ (%)	
			MEAN	STD	MEAN	STD	MEAN	STD
120	0.05	NORMAL(0, 1)	0.725	0.521	0.581	0.113	-19	-78
120	0.05	STUDENT($\nu = 1$)	2.574	1.914	1.145	0.305	-55	-84
120	0.05	STUDENT($\nu = 2$)	1.246	0.323	0.804	0.175	-35	-45
120	0.05	STUDENT($\nu = 4$)	0.979	0.193	0.678	0.148	-30	-23
360	0.05	NORMAL(0, 1)	0.733	0.525	0.313	0.054	-57	-89
360	0.05	STUDENT($\nu = 1$)	1.953	1.543	0.704	0.147	-63	-90
360	0.05	STUDENT($\nu = 2$)	1.141	0.327	0.434	0.075	-61	-77
360	0.05	STUDENT($\nu = 4$)	1.033	0.263	0.359	0.059	-65	-77
120	0.2	NORMAL(0, 1)	1.491	1.094	2.435	0.399	63	-63
120	0.2	STUDENT($\nu = 1$)	2.934	2.391	2.557	0.395	-12	-83
120	0.2	STUDENT($\nu = 2$)	2.248	0.663	2.498	0.392	11	-40
120	0.2	STUDENT($\nu = 4$)	1.991	0.347	2.500	0.363	25	4
360	0.2	NORMAL(0, 1)	0.818	0.618	0.610	0.104	-25	-83
360	0.2	STUDENT($\nu = 1$)	2.052	1.068	1.130	0.295	-44	-72
360	0.2	STUDENT($\nu = 2$)	1.351	0.353	0.832	0.181	-38	-48
360	0.2	STUDENT($\nu = 4$)	1.192	0.251	0.739	0.132	-38	-47

$B_i^\epsilon = 1$ otherwise. The contaminated sample is

$$X_i^\epsilon = B_i^\epsilon \frac{X_i'}{\sqrt{p}} \text{ and } Y_i^\epsilon = \langle X_i^\epsilon, \beta^* \rangle + \xi_i \quad \forall i \in [n].$$

F.2 Comparing trimmed-mean-based heuristics

We now describe the results of experiments comparing the two trimmed-mean-based methods described above. Rather than run each method to convergence, we used two iterations for Plug-in algorithm and 1000 iterations for AASD. Further iterations led to no significant gain in performance for the either method.

Table 1 shows the results of experiments under Setup A. The Plug-in method clearly outperformed the AASD, losing only on small samples with $\epsilon = 0.2$ and heavy tailed errors. Nevertheless, we opted to use AASD for subsequent experiments, because it is conceptually closer to the MoM-based method from [26].

F.3 Comparing TM, MoM and OLS under Setup A

We compare the trimmed-mean-based AASD method (labelled TM in the Figures) against Best-MoM and OLS in Setup A. Figures 4, 5, 6, 7 give an extensive presentation of results.

The different box-plots correspond to different choices of covariate correlation ρ , error distribution, and sample size. In all plots, the typical behavior of TM is better than that of the two other methods, for most contamination levels. This effect becomes more pronounced as the sample size is increased. We further investigate the role of sample size in §F.5.

By contrast, Best-MoM tends to perform better for very small and very large ϵ . We also observe that the the extreme values over trials for Best-MoM are smaller than for TM. We credit both facts to the generous (and in practice infeasible) choice of parameter K we opted for. As a side note, we observe that changing the correlation parameter ρ has almost no effect on the typical behavior the regression error, but tends to produce higher extreme values over trials.

F.4 Comparing TM, MoM and OLS under Setup B

We now compare the trimmed-mean-based AASD method (labelled TM in the Figures) against Best-MoM and OLS in Setup B. Figure 8 presents our results.

For higher values of n the OLS tends to be the best estimator for most values of ϵ . Some simple reasoning helps us understand why. In Setup B, we expect around pn of the covariate vectors X_i to zero, so any $\epsilon > p$ makes the contaminated sample indistinguishable from one produced with $\beta^* = 0$ (this was made precise in Lemma D.1).

Since the TM and the MoM are conservative estimators, they will tend to see the non-zero entries as noise or contamination. This can be true even if $\epsilon < p$, but is still large. For instance, if $2\phi > p - \epsilon$ the TM can neglect all non-zero entries. Since we use $\phi = \frac{\lfloor \epsilon n \rfloor + 5}{n}$, we can check that $2\phi > p - \epsilon$ is equivalent to

- $\epsilon > -0.05$ (which is always true) for $p = 0.05$ and $n = 100$, in accordance with Figure 8a;
- $\epsilon > 0.013$ for $p = 0.05$ and $n = 1000$, in accordance with Figure 8b;
- $\epsilon > 0$ for $p = 0.1$ and $n = 100$, in accordance with Figure 8c;
- $\epsilon > 0.03$ for $p = 0.1$ and $n = 1000$, in accordance with Figure 8d;

- $\epsilon > 0.033$ for $p = 0.2$ and $n = 100$, in accordance with Figure 8e;
- $\epsilon > 0.063$ for $p = 0.2$ and $n = 1000$, in accordance with Figure 8f.

F.5 Varying the sample size

We also performed experiments to further ascertain if the trimmed-mean-based AASD method is improved in comparison to Best-MoM when the sample size increases. For simplicity, we focus on a relatively large contamination level ($\epsilon = 0.2$) and consider Setup A with $\rho = 0$. Figure 9 corroborates our observations to this effect in §F.3: the typical behavior of TM becomes more competitive as the sample size increases.

A speculative explanation for this phenomenon lies in the amount of clean data each method averages from. Assuming that both the trimmed mean and the median of means can detect and remove contamination and outliers we may expect that the $n - 2k$ terms over which the TM takes its average are “good” sample points. In MoM, the role of “good points” would be played by the n/K sample points in the bucket corresponding to the median. We can then expect the trimmed mean to obtain better results when

$$n - 2k > \frac{n}{K} \Leftrightarrow n > \frac{2k}{1 - \frac{1}{K}}.$$

The bounds obtained by Lecué and Lerasle [26] for the median of means assume K is at least linear in ϵn . Our own bounds for the trimmed mean assume k to be of order $2\epsilon n$. Therefore, the condition in the preceding display holds true if n is high enough.

Of course, this explanation does not fully justify the observed behavior and must be viewed cautiously. In particular, it does not seem to explain the phenomenon observed in Figure 9, since the value of n at which TM starts to outperform Best-MoM also depends on the distribution of the error ξ .

References

- [1] Pedro Abdalla and Nikita Zhivotovskiy. Covariance estimation: Optimal dimension-free guarantees for adversarial corruption and heavy tails, 2022.
- [2] N. Alon and J.H. Spencer. *The Probabilistic Method*. Wiley Series in Discrete Mathematics and Optimization. Wiley, 2016.

- [3] Jean-Yves Audibert and Olivier Catoni. Robust linear least squares regression. *The Annals of Statistics*, 39(5):2766–2794, 2011.
- [4] Stephane Boucheron, Gabor Lugosi, and Pascal Massart. *Concentration Inequalities: A Nonasymptotic Theory of Independence*. Cambridge University Press, 2013.
- [5] Olivier Bousquet. A bennett concentration inequality and its application to suprema of empirical processes. *Comptes Rendus Mathematique*, 334(6):495–500, 2002.
- [6] Christian Brownlees, Emilien Joly, and Gábor Lugosi. Empirical risk minimization for heavy-tailed losses. *The Annals of Statistics*, 43(6):2507 – 2536, 2015.
- [7] Sébastien Bubeck, Nicolò Cesa-Bianchi, and Gábor Lugosi. Bandits with heavy tail. *IEEE Trans. Inf. Theory*, 59(11):7711–7717, 2013.
- [8] Olivier Catoni. Challenging the empirical mean and empirical variance: A deviation study. *Annales de l’Institut Henri Poincaré, Probabilités et Statistiques*, 48(4), nov 2012.
- [9] Victor Chernozhukov, Denis Chetverikov, and Kengo Kato. Gaussian approximation of suprema of empirical processes. *The Annals of Statistics*, 42(4):1564 – 1597, 2014.
- [10] Jules Depersin and Guillaume Lecué. Robust sub-gaussian estimation of a mean vector in nearly linear time. *The Annals of Statistics*, 50(1), feb 2022.
- [11] Jules Depersin and Guillaume Lecué. Optimal robust mean and location estimation via convex programs with respect to any pseudo-norms, 2021.
- [12] Luc Devroye, Matthieu Lerasle, Gabor Lugosi, and Roberto I. Oliveira. Sub-gaussian mean estimators. *The Annals of Statistics*, 44(6), dec 2016.
- [13] Ilias Diakonikolas, Gautam Kamath, Daniel Kane, Jerry Li, Ankur Moitra, and Alistair Stewart. Robust estimators in high dimensions without the computational intractability. *SIAM Journal on Computing*, 48(2):742–864, 2019.
- [14] Ilias Diakonikolas, Gautam Kamath, Daniel Kane, Jerry Li, Jacob Steinhardt, and Alistair Stewart. Sever: A robust meta-algorithm for stochastic optimization. In Kamalika Chaudhuri and Ruslan Salakhutdinov, editors, *Proceedings of the 36th International*

Conference on Machine Learning, volume 97 of *Proceedings of Machine Learning Research*, pages 1596–1606. PMLR, 09–15 Jun 2019.

- [15] Ilias Diakonikolas, Daniel M. Kane, Ankit Pensia, and Thanasis Pitis. Streaming algorithms for high-dimensional robust statistics. In Kamalika Chaudhuri, Stefanie Jegelka, Le Song, Csaba Szepesvári, Gang Niu, and Sivan Sabato, editors, *International Conference on Machine Learning, ICML 2022, 17-23 July 2022, Baltimore, Maryland, USA*, volume 162 of *Proceedings of Machine Learning Research*, pages 5061–5117. PMLR, 2022.
- [16] Yihe Dong, Samuel Hopkins, and Jerry Li. Quantum entropy scoring for fast robust mean estimation and improved outlier detection. In H. Wallach, H. Larochelle, A. Beygelzimer, F. d Alché-Buc, E. Fox, and R. Garnett, editors, *Advances in Neural Information Processing Systems*, volume 32. Curran Associates, Inc., 2019.
- [17] Peter Hall. Large sample property of Jaeckel’s adaptive trimmed mean. *Annals of the Institute of Statistical Mathematics*, 33(A):449–462, 1981.
- [18] Charles R. Harris, K. Jarrod Millman, Stéfan J. van der Walt, Ralf Gommers, Pauli Virtanen, David Cournapeau, Eric Wieser, Julian Taylor, Sebastian Berg, Nathaniel J. Smith, Robert Kern, Matti Picus, Stephan Hoyer, Marten H. van Kerkwijk, Matthew Brett, Allan Haldane, Jaime Fernández del Río, Mark Wiebe, Pearu Peterson, Pierre Gérard-Marchant, Kevin Sheppard, Tyler Reddy, Warren Weckesser, Hameer Abbasi, Christoph Gohlke, and Travis E. Oliphant. Array programming with NumPy. *Nature*, 585(7825):357–362, 2020.
- [19] Samuel B. Hopkins. Mean estimation with sub-Gaussian rates in polynomial time. *The Annals of Statistics*, 48(2):1193 – 1213, 2020.
- [20] Peter J Huber. A robust version of the probability ratio test. *The Annals of Mathematical Statistics*, pages 1753–1758, 1965.
- [21] Peter J. Huber. The 1972 Wald Lecture Robust Statistics: A Review. *The Annals of Mathematical Statistics*, 43(4):1041 – 1067, 1972.
- [22] Peter J Huber and Elvezio M Ronchetti. Robust statistics john wiley & sons. *New York*, 1(1), 1981.

- [23] Louis A. Jaeckel. Some Flexible Estimates of Location. *The Annals of Mathematical Statistics*, 42(5):1540 – 1552, 1971.
- [24] Alan H. Welsh, Jana Jurecková, Roger Koenker. Adaptive choice of trimming proportions. *Annals of the Institute of Statistical Mathematics*, 46(4):737–755, 1994.
- [25] Emilien Joly, Gábor Lugosi, and Roberto Imbuzeiro Oliveira. On the estimation of the mean of a random vector. *Electronic Journal of Statistics*, 11(1), jan 2017.
- [26] Guillaume Lecué and Matthieu Lerasle. Robust machine learning by median-of-means: Theory and practice. *The Annals of Statistics*, 48(2), apr 2020.
- [27] Gábor Lugosi and Shahar Mendelson. Mean estimation and regression under heavy-tailed distributions: A survey. *Found. Comput. Math.*, 19(5):1145–1190, 2019.
- [28] Gábor Lugosi and Shahar Mendelson. Near-optimal mean estimators with respect to general norms. *Probability Theory and Related Fields*, 175(3-4):957–973, mar 2019.
- [29] Gábor Lugosi and Shahar Mendelson. Risk minimization by median-of-means tournaments. *Journal of the European Mathematical Society*, 22(3):925–965, dec 2019.
- [30] Gábor Lugosi and Shahar Mendelson. Sub-gaussian estimators of the mean of a random vector. *The Annals of Statistics*, 47(2), apr 2019.
- [31] Gábor Lugosi and Shahar Mendelson. Robust multivariate mean estimation: The optimality of trimmed mean. *The Annals of Statistics*, 49(1), feb 2021.
- [32] Pascal Massart. Some applications of concentration inequalities to statistics. In *Annales de la Faculté des sciences de Toulouse: Mathématiques*, volume 9, pages 245–303, 2000.
- [33] Shahar Mendelson. Learning without concentration. *Journal of the ACM (JACM)*, 62(3):1–25, 2015.
- [34] Shahar Mendelson and Nikita Zhivotovskiy. Robust covariance estimation under L_4 – L_2 norm equivalence. *The Annals of Statistics*, 48(3):1648 – 1664, 2020.
- [35] Stanislav Minsker. Geometric median and robust estimation in banach spaces. *Bernoulli*, 21(4), nov 2015.

- [36] Stanislav Minsker. Sub-Gaussian estimators of the mean of a random matrix with heavy-tailed entries. *The Annals of Statistics*, 46(6A):2871 – 2903, 2018.
- [37] Stanislav Minsker. Uniform bounds for robust mean estimators. *arXiv preprint arXiv:1812.03523*, 2018.
- [38] Jaouad Mourtada, Tomas Vaskevicius, and Nikita Zhivotovskiy. Distribution-free robust linear regression. *CoRR*, abs/2102.12919, 2021.
- [39] Roberto I. Oliveira and Zoraida F. Rico. Improved covariance estimation: optimal robustness and sub-gaussian guarantees under heavy tails, 2022.
- [40] Zoraida Fernández Rico. *Optimal statistical estimation: sub-Gaussian properties, heavy-tailed data, and robustness*. PhD thesis, Instituto de Matemática Pura e Aplicada (IMPA), 2022.
- [41] Bharath Sriperumbudur. On the optimal estimation of probability measures in weak and strong topologies. *Bernoulli*, 22(3), aug 2016.
- [42] Bharath K. Sriperumbudur, Kenji Fukumizu, Arthur Gretton, Bernhard Schölkopf, and Gert R. G. Lanckriet. On the empirical estimation of integral probability metrics. *Electronic Journal of Statistics*, 6(none), jan 2012.
- [43] Stephen M. Stigler. The asymptotic distribution of the trimmed mean. *The Annals of Statistics*, 1(3):472–477, 1973.
- [44] Stephen M. Stigler. The changing history of robustness. *The American Statistician*, 64(4):277–281, 2010.
- [45] Michel Talagrand. New concentration inequalities in product spaces. *Inventiones mathematicae*, 126(3):505–563, 1996.
- [46] AW van der Vaart, A. van der Vaart, and J. Wellner. *Weak Convergence and Empirical Processes: With Applications to Statistics*. Springer Series in Statistics. Springer, 1996.

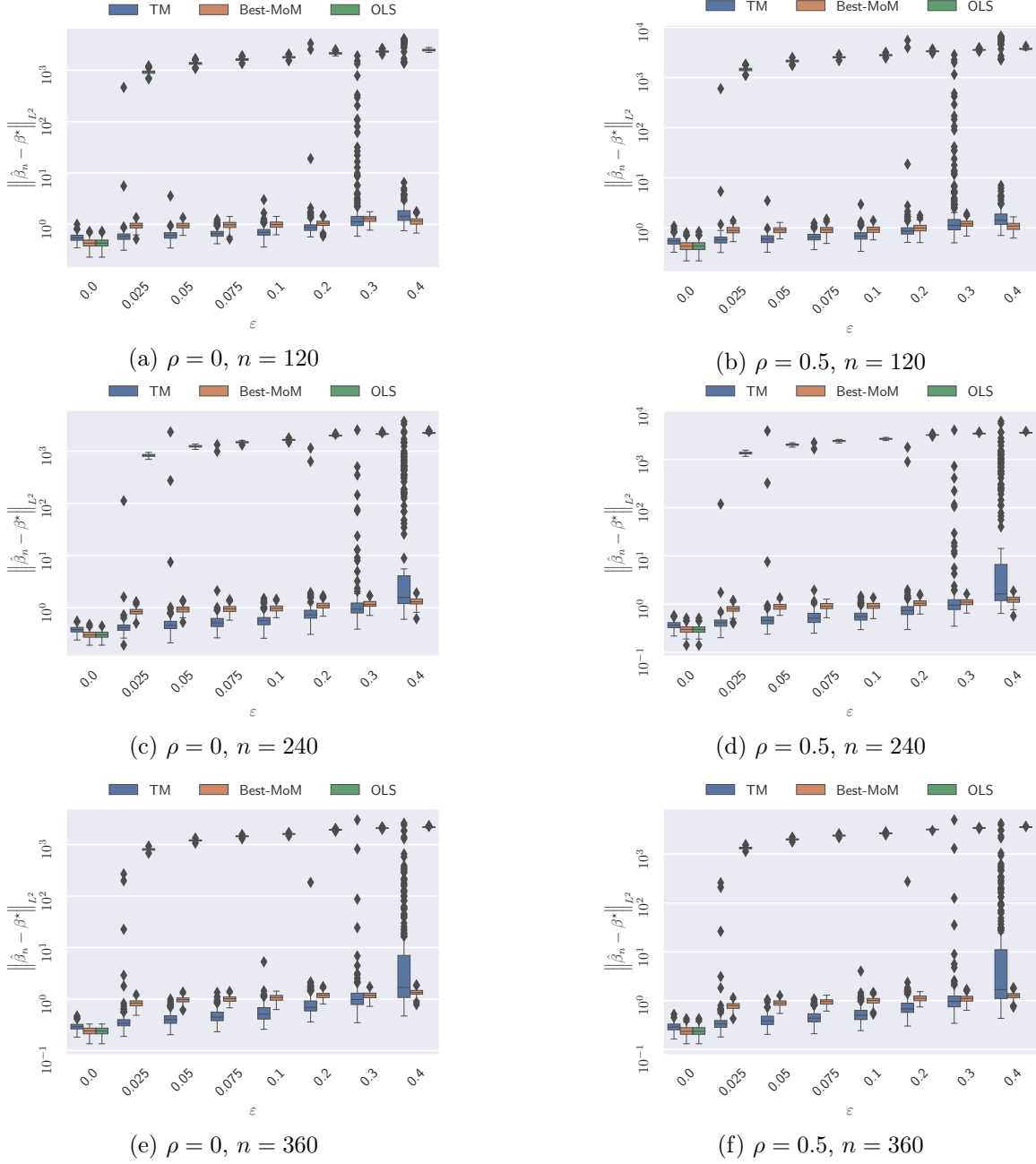


Figure 4: Experiments with different sample sizes, correlation parameters ρ and contamination levels ϵ using Setup A with error distribution $\text{Normal}(0, 1)$.

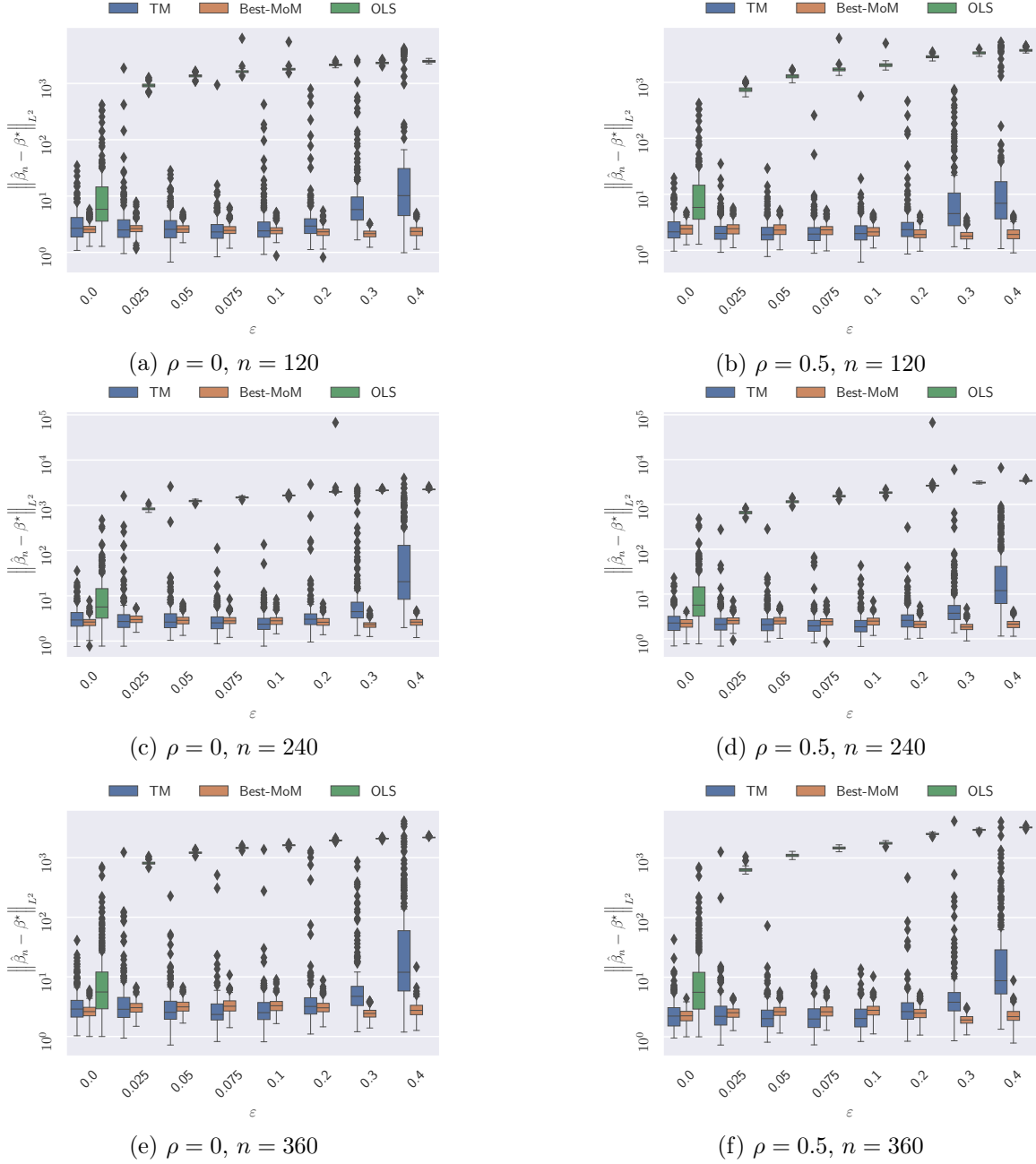


Figure 5: Experiments with different sample sizes, correlation parameters ρ and contamination levels ϵ using Setup A with error distribution $\text{Student}(\nu = 1)$.

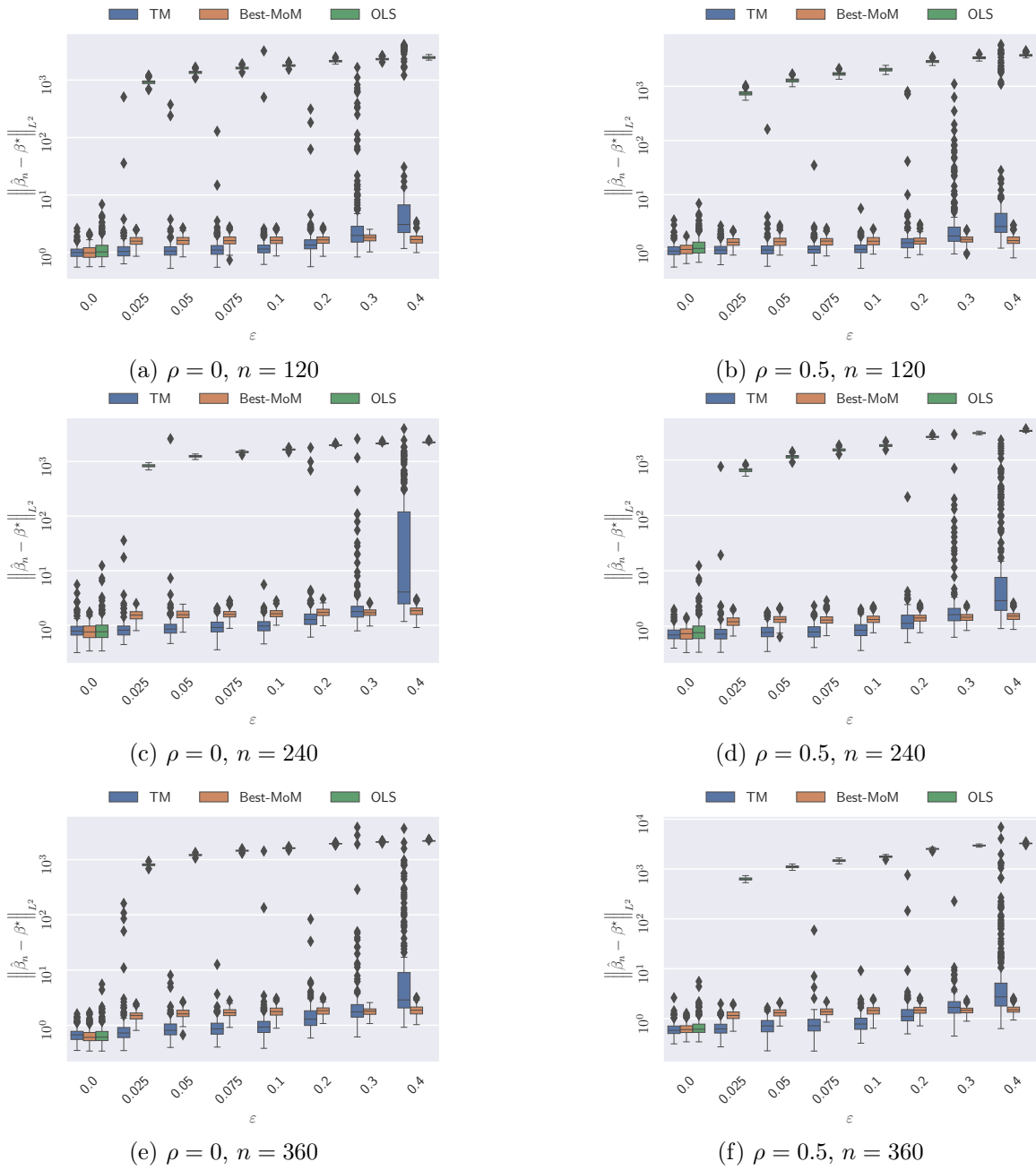


Figure 6: Experiments with different sample sizes, correlation parameters ρ and contamination levels ϵ using Setup A with error distribution $\text{Student}(\nu = 2)$.

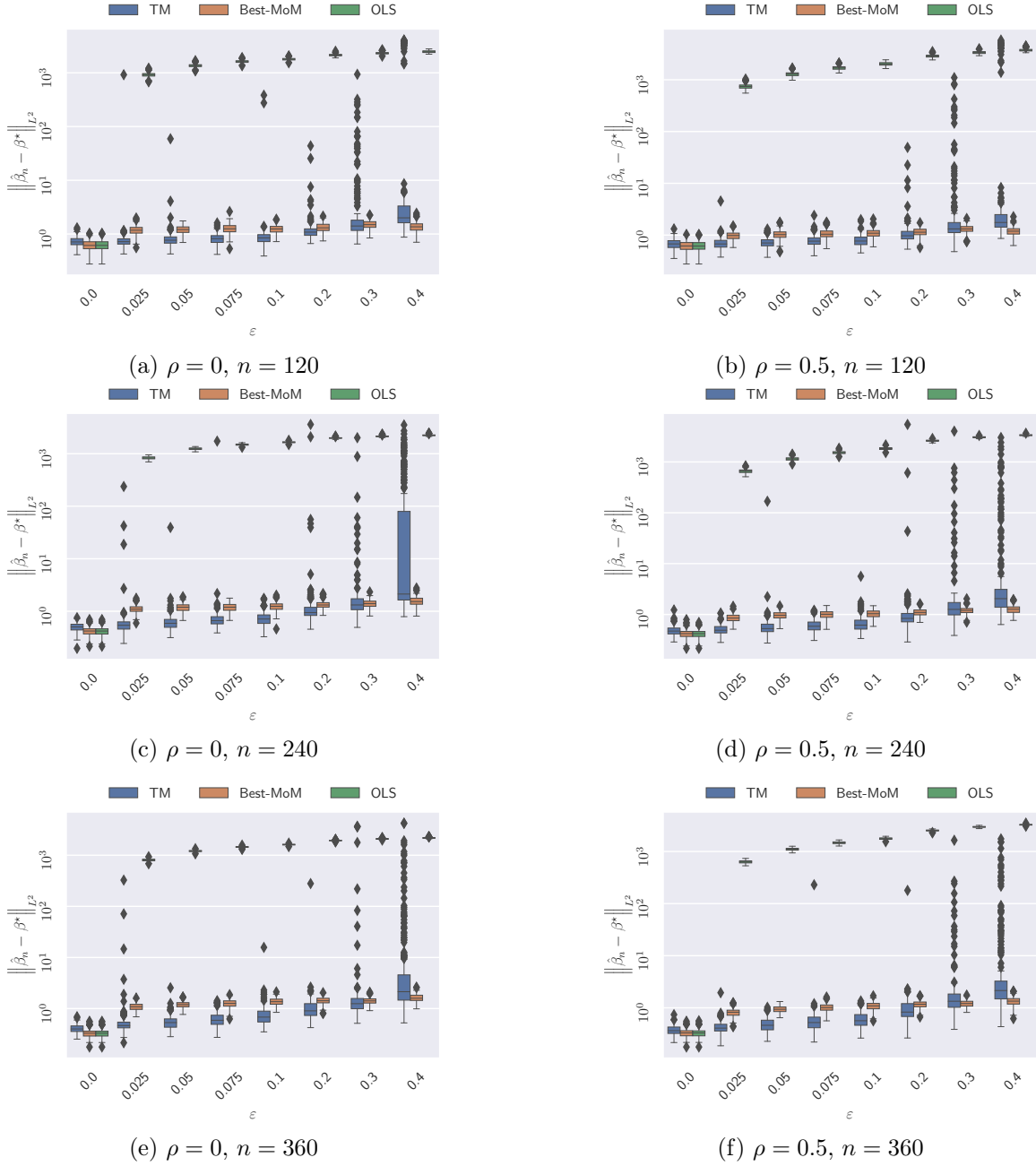


Figure 7: Experiments with different sample sizes, correlation parameters ρ and contamination levels ϵ using Setup A with error distribution $\text{Student}(\nu = 4)$.

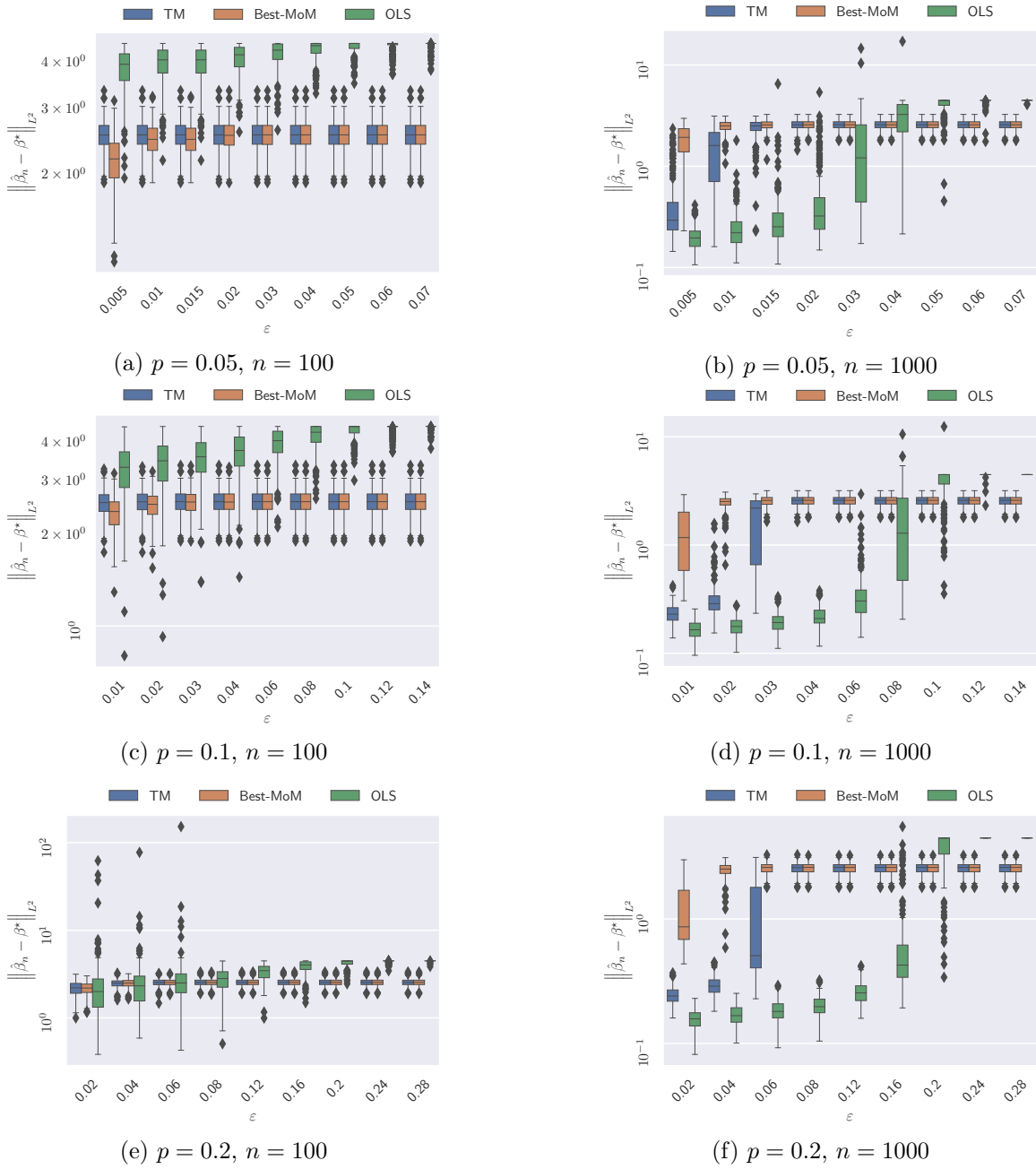


Figure 8: Experiments varying the contamination proportion using Setup B.

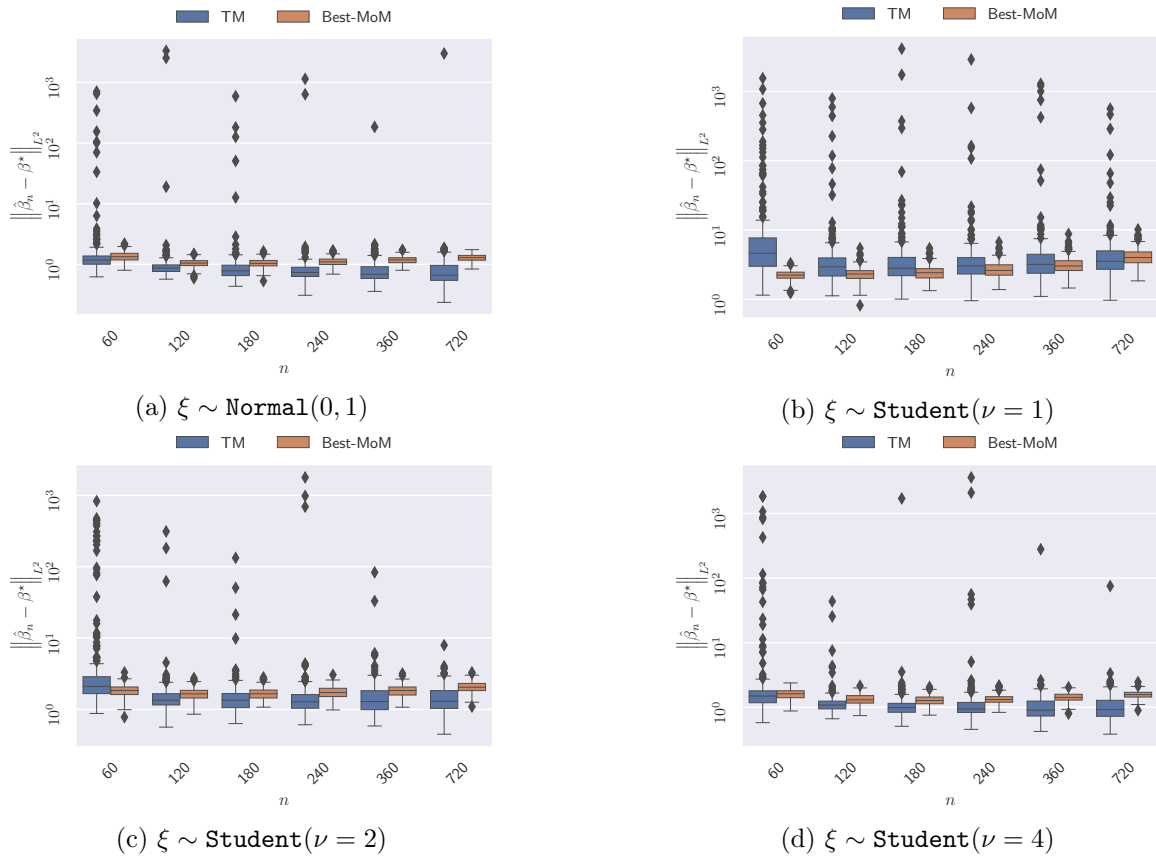


Figure 9: Experiments varying the sample size using Setup A with $\rho = 0$ and $\epsilon = 0.2$.