

NYCU-TWO at Memotion 3: Good Foundation, Good Teacher, then you have Good Meme Analysis

Yu-Chien Tang^{†1}, Kuang-Da Wang^{†1}, Ting-Yun Ou^{†1} and Wen-Chih Peng¹

¹National Yang Ming Chiao Tung University, Hsinchu, Taiwan

Abstract

This paper presents a robust solution to the *Memotion 3.0 Shared Task*. The goal of this task is to classify the emotion and the corresponding intensity expressed by memes, which are usually in the form of images with short captions on social media. Understanding the multi-modal features of the given memes will be the key to solving the task. In this work, we use CLIP[1] to extract aligned image-text features and propose a novel meme sentiment analysis framework, consisting of a Cooperative Teaching Model (CTM) for Task A and a Cascaded Emotion Classifier (CEC) for Tasks B&C. CTM is based on the idea of knowledge distillation, and can better predict the sentiment of a given meme in Task A; CEC can leverage the emotion intensity suggestion from the prediction of Task C to classify the emotion more precisely in Task B. Experiments show that we achieved the 2nd place ranking for both Task A and Task B and the 4th place ranking for Task C, with weighted F1-scores of 0.342, 0.784, and 0.535 respectively. The results show the robustness and effectiveness of our framework. Our code is released at github¹.

Keywords

Emotion classification, meme, multi-modal network, multi-task learning, foundation model

1. Introduction

There are two common definitions[2] of a meme: (1) an amusing or interesting item (such as a captioned picture or video) or genre of items which spread widely online, especially through social media; (2) an idea, behavior, style, or usage that spreads from person to person within a culture. With careful analysis of the underlying sentiment of a widespread meme, people can get a better understanding of the post content from social media. However, due to the multi-modal nature of the meme, it is no easy task to understand its emotion and intensity only with the image content or its caption, hindering the potential application, such as detecting hateful or harmful memes. Considering the strong correlation between the images and captions[3], downstream emotion classification tasks and sentiment analysis can benefit from high-quality multi-modal representation. We take advantage of the CLIP[1] model, which is pre-trained with contrastive loss and is able to align the multi-modal features in high-dimensional embedding space, as a foundation to retrieve the rich information inside images and text.

Besides, we observe that the sentiment label and its scales are hierarchical (e.g., the emotion

[†]Equal contributions.

¹<https://github.com/tommytc/Memotion-DeFactify-AAAI-2023>

De-Factify 2: Second Workshop on Multimodal Fact Checking and Hate Speech Detection, co-located with AAI 2023

✉ tommytc.cs10@nycu.edu.tw (Y. Tang[†]); gdwang.cs10@nycu.edu.tw (K. Wang[†]); outingyun.cs11@nycu.edu.tw (T. Ou[†]); wcpeng@nctu.edu.tw (W. Peng)



© 2022 Copyright for this paper by its authors. Use permitted under Creative Commons License Attribution 4.0 International (CC BY 4.0).

CEUR Workshop Proceedings (CEUR-WS.org)

humorous contains *funny*, *very funny*, *hilarious* in Task C), and thus introduce two different models, CTM and CEC, for the different downstream tasks. In Task A, we observe that different types of sentiment are composed of different proportions of positive and negative emotions. Therefore, we propose CTM, which introduces the concept of knowledge distillation and uses the framework of the teacher-student model. The good teacher and the bad teacher will cooperate with each other and teach their own students to achieve better performance on Task A. CEC considers the hierarchical characteristics of emotions in the model architecture, predicts the emotion intensity for Task C, and leverages the prediction as a suggestion to classify the emotion for Task B so that both Task B can achieve better performance, compared to using a single model.

2. Related Work

Meme Understanding. People express themselves with memes in various templates on social media as a way of communication. Modern memes are images with an embedded short text. While sentiment analysis in memes needs to extract features from both modalities, some researchers adopt multi-modal deep neural networks to analyze the sentiment of memes. In previous competitions, many different deep learning approaches have been developed, such as multi-task classification networks and multi-modal models [4, 5]. Previous studies usually adopt fusion techniques to aggregate features from text and images to obtain multi-modal information for better sentiment classification performance[6, 7], but none of them has shed light on the hierarchical features of sentiment labels.

Vision-Language Pre-training. Recently there have been plenty of multi-modal models combining modules from different fields in various design ways. They have had surprising results, especially in the image-text field. ConVIRT[8] uses paired descriptive text to learn medical visual representations successfully, while CLIP[1] has impressive performance on the zero-shot transfer model to downstream tasks by pre-training huge amounts of image-text pairs data and modifying the ConVIRT[8] architecture. The Google research team proposed CoCa[9], an image-text encoder-decoder foundation model pre-trained with contrastive loss and captioning loss. It has the ability of contrastive approaches like CLIP[1] and generative methods like SimVLM[10]. In this challenge, we use CLIP as a multi-modal feature encoder to extract rich vision-language information from the meme.

Knowledge Distillation. Knowledge distillation is a technique used in model compression[11, 12]. The main concept is to extract the knowledge from a complex model for another simple model so that this small simple model can also achieve the same effect as the complex model. In the vanilla setting, it is usually implemented in the framework of the teacher-student concept: a large deep neural network is regarded as a teacher training a smaller student neural network from its logits. Even when the teacher model and student model are the same, it can still improve the generalization and robustness of semi-supervised models. The framework with the same architecture as the teacher model and student model is called self-distillation[13]. The Cooperative Teaching Model (section 4.2) is based on self-distillation and provides the teacher with more additional information to make it easier to learn.

3. Task Description

The Memotion 3.0[14] shared task is the third iteration of the Memotion task which was first conducted at Semeval 2020. The Memotion 3.0 [15] dataset is made up of training dataset, validation dataset, and testing dataset at the ratio of 5:1:1. Each sample includes an image and the corresponding captions extracted by the OCR system. In Table 1-3, we show the details and the label distributions for each of the different tasks:

- **Task A: Sentiment analysis.** Given a meme image and its caption, the goal is to classify the sentiment into three labels, namely *positive*, *neutral*, and *negative*.
- **Task B: Emotion classification.** Given a meme image and its caption, the task aims to identify the types of emotion the meme belongs to, including *humorous*, *sarcastic*, *offensive*, and *motivational*. Each meme can express more than one emotion.
- **Task C: Scales/Intensity of Emotion Classes.** The goal of this task is to quantify the intensity of each emotion. The scales of each emotion class are from 0 to 3 for *humorous*, *sarcastic*, and *offensive*, but only 0 and 1 for *motivational*.

dataset	train			valid			test		
	Neg	Neut	Pos	Neg	Neut	Pos	Neg	Neut	Pos
overall	25%(17:83)	42%	33%(16:84)	39%(18:82)	38%	23%(11:89)	39%	36%	25%

Table 1

The label proportion in Task A. Ratio of two extra labels *very neg* and *very pos* are shown in parentheses.

dataset	train		valid		test	
	Negative	Positive	Negative	Positive	Negative	Positive
humorous	14%	86%	7%	93%	7%	93%
sarcastic	21%	79%	8%	92%	9%	91%
offensive	61%	39%	43%	57%	45%	55%
motivational	88%	12%	97%	3%	96%	4%

Table 2

The label proportion in Task B.

dataset	train				valid				test			
	Not	Little	Very	Extr	Not	Little	Very	Extr	Not	Little	Very	Extr
humorous	15%	48%	29%	8%	7%	65%	25%	3%	7%	62%	27%	4%
sarcastic	21%	28%	43%	8%	8%	65%	25%	2%	9%	62%	27%	2%
offensive	61%	27%	9%	3%	43%	53%	3%	1%	45%	51%	3%	1%
motivational	88%	-	-	12%	97%	-	-	3%	96%	-	-	4%

Table 3

The label proportion in Task C. Extr = Extremely.

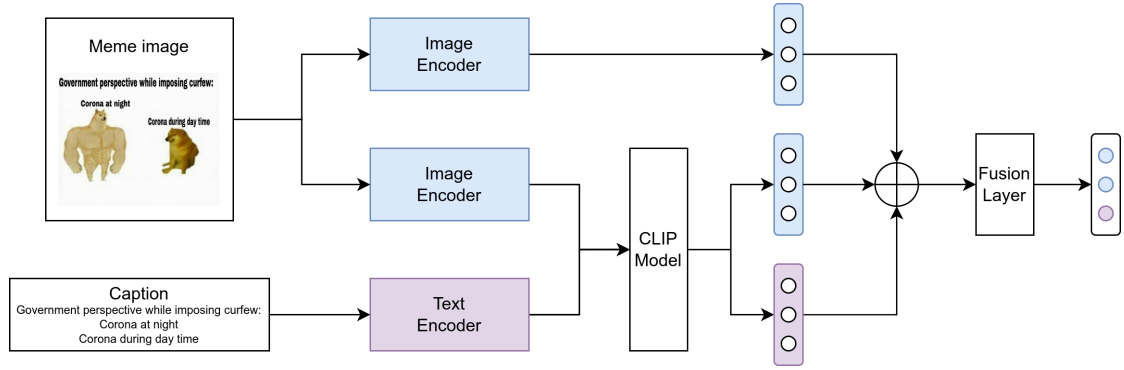


Figure 1: Illustration of the Meme Encoder.

4. Methodologies

4.1. Meme Encoder

Several powerful methods[16, 17, 18] have been proposed for feature extraction in the vision and language domains. We decided to use two types of encoders to obtain better semantic features for the multi-modal problems: (1) direct features from a Swin Transformer[19] which is pre-trained on the ImageNet-21k dataset, and will then be fine-tuned on the Memotion task dataset, and (2) a CLIP[1] model. CLIP is composed of an image encoder and a text encoder, both jointly pre-trained to project the image and the caption onto the same embedding space in a contrastive manner. In this way, the extracted image embeddings and the caption embeddings are aligned, and the images will be near the captions with similar semantic features. We adopt ViT[20] as the image encoder and DistilBERT[21] as the text encoder in our CLIP model.

Feature Extraction Pipeline. For each of the following downstream tasks, the first step of computation is to extract the features of the meme images and their captions. The Swin Transformer and the CLIP image encoder will encode the meme images into two vectors respectively, and the CLIP text encoder will also be used to generate the caption embeddings. The output multi-modal embedding tuple is made up of the above three embeddings.

4.2. Task A: Cooperative Teaching Model (CTM)

We present our proposed model for Task A, called the Cooperative Teaching Model (CTM). An overview of the CTM is illustrated in Figure 2. Task A aims to classify the meme into three categories based on the expressed sentiment. However, we believe that the three categories should be regarded as different extents between positive and negative sentiment. That is, the *neutral* actually belongs to either the positive or the negative, but implicitly. Based on this idea, we introduce the concept of knowledge distillation to design the framework that has two **teacher** models to teach their **student** models how to classify sentiment respectively. The two teachers are a good teacher and a bad teacher. In the training period, the good teacher teaches students how to judge the positive sentiment of memes, and vice versa. In the inference period, we classify the meme into three classes according to the judgment of the student model.

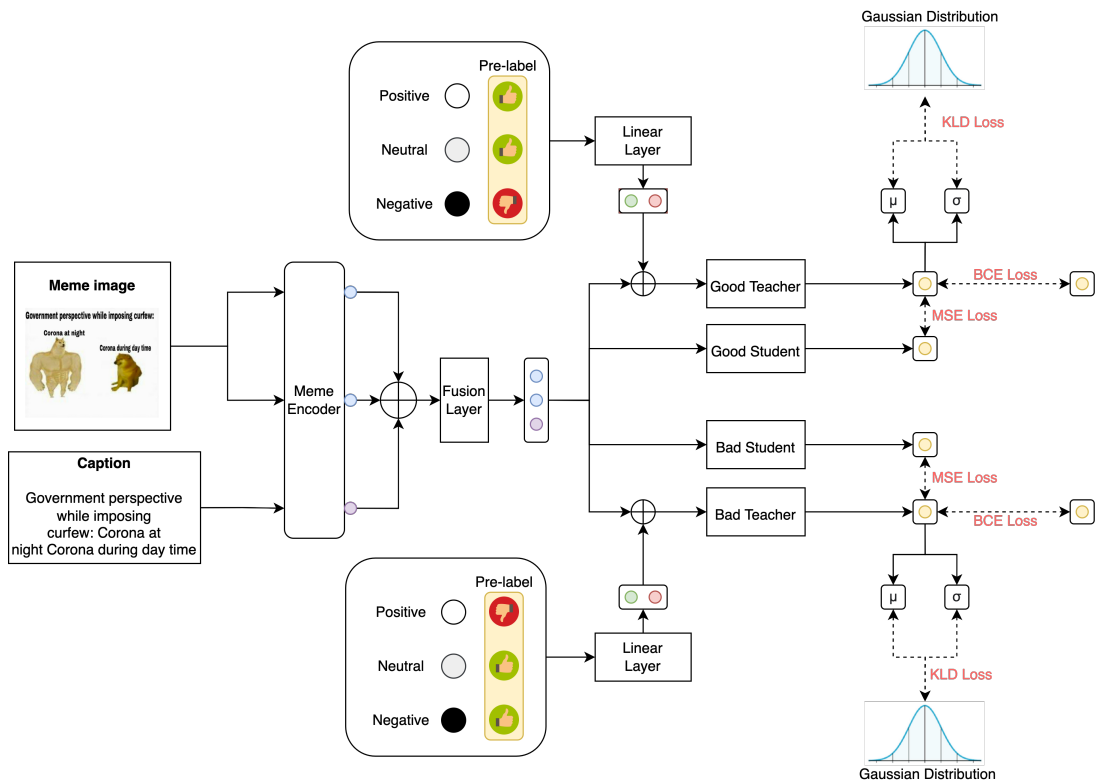


Figure 2: Illustration of the Cooperative Teaching Model (CTM).

4.2.1. Teacher Model

The difference between the teacher model and the student model is that in addition to the features of the meme images and their captions, the input of the teacher model also includes additional information to help meme sentiment classification. The reason is to make the teacher model worthy of being learned by the student model and to let the teacher model learn faster than the student model.

Since the *neutral* class actually has slight positive or negative sentiment, we regard it as representing both positive and negative sentiment and merge the three categories into two (the pre-label in figure 2). This pre-label will be provided as additional information of input to the teacher model for training, helping the teacher model classify memes more easily.

The goal of the teacher model is to learn how to classify whether the sentiment of the meme is positive or negative, and the results are provided for students to learn. We added a regularization term for the teacher model about the degree of positive and negative sentiment that should conform to a Gaussian distribution. Table 1 shows that the probability of extreme sentiment should be small. Therefore, the output probability distribution of the two teachers should also approach the Gaussian distribution, which will be more realistic.

4.2.2. Student Model

The goal of the student model is to approximate the output of the teacher model as much as possible. During the training process of the student model, we record their confidence in the sentiment classification. Just like a real student in the learning process, as long as there is a slight change in a difficult or unread question, it will increase the uncertainty of the student's answer. We bring the learning process of students into the student model and add Gaussian noise to the same meme embedding for disturbance. If the standard deviation of the distribution is small, it can be considered that the student has great confidence in the judgment. In the same way, if the standard deviation of the distribution is large, it can be considered that the students have no confidence in the judgment. Therefore, we train the student models to predict with great confidence by minimizing the standard deviation. We also record the mean of the student models' prediction of the disturbed meme during the training phase as the threshold for determining whether the meme is *negative* or *positive* during the inference phase. Compared with the general default threshold of 0.5, such a threshold can make the student model have stricter standards for classification and ensure a certain amount of *neutral* predictions.

4.2.3. Loss function

We let N be the number of samples. The ground truth is represented by a pre-label during training, so there are only two categories of sentiment, namely positive and negative. We train the Cooperative Teaching Model with the loss function:

$$L = L_t + L_{dst} + L_s + L_{cfd} \quad (1)$$

- L_t is the binary cross-entropy loss of predictions from the teacher model and its corresponding pre-labels.

$$L_t = -\frac{1}{N} \sum_{i=1}^N (y_i \log(p_i) + (1 - y_i) \log(1 - p_i)) \quad (2)$$

- L_{dst} is the Kullback–Leibler divergence between the probability distribution of the teacher model (denoted by P) and a Gaussian distribution with learnable mean and variance $N(\mu, \sigma^2)$. It is used to regularize the teacher models to output a more realistic distribution.

$$L_{dst} = D_{kl}(P||N(\mu, \sigma^2)) \quad (3)$$

- L_s is the mean square error (MSE) between each prediction of the student model and the prediction of the corresponding teacher model.

$$L_s = \frac{1}{N} \sum_{i=1}^N (p_i^{student} - p_i^{teacher})^2 \quad (4)$$

- L_{cfd} is the standard deviation of the probability distribution from the student model for the same meme with different Gaussian noises; the smaller the standard deviation, the

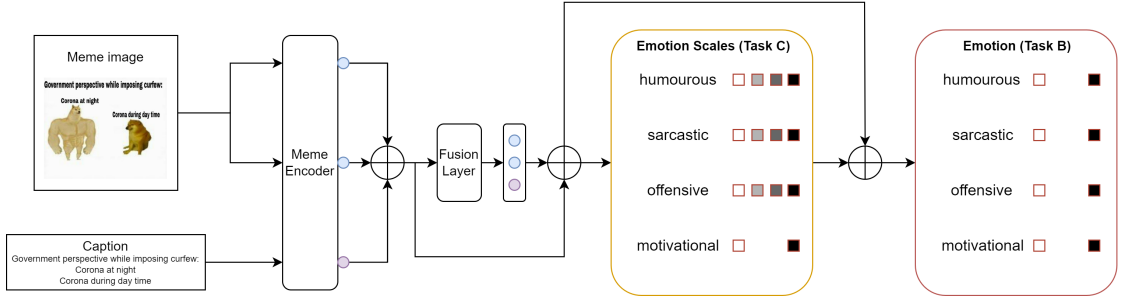


Figure 3: Illustration of the Cascaded Emotion Classifier (CEC).

greater the confidence. For each meme, we generate k different meme embeddings with Gaussian noise, where $k = 1000$ by default.

$$L_{cfd} = \frac{1}{N} \sum_{i=1}^N Std(p_i^0, \dots, p_i^{k-1}) \quad (5)$$

4.3. Tasks B&C: Cascaded Emotion Classifier (CEC)

Tasks B and C are essentially related since we can get the prediction of Task B by a simple transformation based on the prediction of Task C. For instance, if the classifier predicts *very offensive* in Task C, the prediction of class *offensive* in Task B can be 1. In the light of this, we propose a framework combining the two classification tasks by leveraging the prediction of Task C as a suggestion for Task B. Specifically, given a meme image and its caption in Task C, a fusion layer will first combine the multi-modal information extracted by the Meme Encoder and generate a fusing embedding. Then the fusing embedding is fed to four MLPs with the multi-modal embedding to predict the corresponding scales for each emotion class. Task B, as an extension of Task C here, will dynamically assess whether the scale prediction of Task C is trustworthy. More precisely, the prediction output of Task C will be concatenated with the multi-modal embedding and be fed to an MLP classifier to predict the emotion expressed by the meme.

4.3.1. Loss function

We optimize Tasks B and C with binary cross-entropy loss L_B and softmax cross-entropy loss L_C respectively, and the total loss is the sum of them. It is worth noting that we simplify the notation with a single loss term for each emotion class.

$$L = L_B + L_C \quad (6)$$

$$L_B = -\frac{1}{N} \sum_{i=1}^N (y_i \log(p_i) + (1 - y_i) \log(1 - p_i)) \quad (7)$$

$$L_C = -\frac{1}{N} \sum_{i=1}^N \log \frac{\exp(p_{i,y_i})}{\sum_{j \in [K]} \exp(p_{i,j})} \quad (8)$$

For (8), K denotes the number of scales of each emotion class, and $p_{i,j}$ denotes the predicting probability of j -th scale for a sample i .

5. Experiment and Discussion

For the CLIP model, we pre-train it on three datasets, namely MET-Meme[22], Memotion 1.0[23], and Memotion 3.0[15]. The Memotion 2.0 dataset[24] was not available on the Internet so we didn't refer to it. The pre-trained CLIP model is frozen and is not fine-tuned in the downstream tasks. In contrast, the Swin Transformer is fine-tuned in the downstream tasks, as we believe that it can capture different perspectives of features from the CLIP model. All of our experiments were conducted on a machine with an Nvidia GTX 3060 12GB GPU. For Task A, since *neutral* is implicit positive sentiment or negative sentiment, *neutral* will appear only when the predictions of a good student and a bad student are both smaller than each other's threshold. However, during the inference phase, most of the bad student predictions cannot reach the threshold, resulting in many negative sentiment memes being recognized as *neutral*. To correctly classify the *negative* hidden in the *neutral*, we add a judgmental statement in the inference phase: when the prediction of the bad student is greater than the prediction of the good student, the meme is classified as *negative*.

5.1. Competition Results

Task A	Task B	Task C	Team
<u>0.342</u>	<u>0.783</u>	0.535	NYCU-TWO
0.337	0.743	0.530	CUFE
0.332	0.747	0.522	Baseline
0.328	0.797	0.598	wentaorub
0.344	0.676	<u>0.570</u>	NUAA-QMUL-AIIT
0.333	0.722	0.539	CSECU-DSG

Table 4

The competition result. The best result in each column is in boldface while the second best is underlined.

Table 4 summarizes our competition results of the 3 tasks. Among the best weighted F1-scores of the three subtasks, we achieved a score of 0.342 for sentiment analysis, 0.783 for emotion classification, and 0.535 for scale/intensity of emotion classes, respectively. We also did a further analysis of the meme data and found two possibilities that can make our model perform better.

- The text in the Memotion 3.0 is in Hinglish, which affected the performance of the foundation model pre-trained on English data. If we could pre-train CLIP with other Hinglish meme datasets, or if the task was in English, the performance may be improved.

- The CLIP model can make the images near the captions with similar semantic features by aligning the extracted image embedding and the caption embedding. However, the text in a meme does not simply describe the things in the meme image but has implicit meanings. This means that to correctly classify the sentiment and emotion of a meme, besides recognizing the object or event in the meme image, we need to have enough understanding of culture and society to understand the implicit meaning of the meme with the help of the caption.

5.2. Ablation studies

An extensive ablation study was conducted to verify the design of the Cooperative Teaching Model (CTM) and the Cascaded Emotion Classifier (CEC). The ablation study for the Meme Encoder was not conducted as it provided the multi-modal embeddings for each downstream task. For CTM, we developed four variants to investigate the relative contributions of different components: 1) w/o TR, which is CTM without the teacher model, and only uses the student model with pre-label to training; 2) w/o TD, which is the student model of the CTM using the default threshold of 0.5 for judging positive or negative during evaluation. We also implement a simple classifier, instead of using a pre-label, connecting the features extracted from the Meme Encoder to a linear layer to classify 3 categories (denoted by a simple classifier). For CEC, we remove the cascaded architecture to analyze the contributions (denoted by w/o C). The performance of all variant models is reported in Table 5. We summarize the observations as follows.

Task	Model	Weighted F1
Task A	w/o TR	0.3484
	w/o TD	0.3491
	w/o TR & w/o TD	0.1029
	simple classifier	0.2366
	CTM	0.4774 (Memotion 1.0) 0.3689 (Memotion 3.0)
Task B	w/o C	0.7885
	CEC	0.8126
Task C	w/o C	0.6048
	CEC	0.5304

Table 5

Ablation study of our models on the validation dataset.

We observe that all the designs in the CTM and CEC contribute to the corresponding tasks. For CTM, the teacher model and the student model with learned thresholds need to cooperate with each other to further improve the performance. In addition, without both of them will cause a performance decline of 26.6%, which is 13.37% lower than the simple classifier. This indicates that the design of merging the three categories into a binary pre-label needs to cooperate with the teacher model and the student model with learned thresholds, and can greatly improve

the performance by about 13.23% more than the performance of the simple classifier. Finally, as mentioned earlier, the text in the Memotion 3.0[15] dataset is Hinglish. If we use the same language for pre-training, we may be able to improve the performance. However we were not able to find another Hinglish dataset for more appropriate pre-training, and so decided to use the Memotion 1.0[23] dataset for verification. The experimental results show that our method indeed improved performance, reaching a weighted F1-score of 0.4774.

For the CEC, the results in Table 5 illustrate that task-specific networks still outperform our model cascading Task B and Task C. However, we believe that the CEC architecture can be a reference for similar emotion classification tasks.

6. Conclusions & Future Work

This work presents Team NYCU_TWO's approach to classifying the emotion and the corresponding intensity of memes from social media. Besides a powerful multi-modal feature extraction pipeline with the integration of CLIP, our framework incorporates two models, namely the Cooperative Teaching Model and the Cascaded Emotion Classifier, for Task A and Tasks B&C. We achieved competitive performance at the end of the challenge, showing the effectiveness of the framework.

For our future work, we plan to improve the model from two different directions. The first one could be the low-resource Hinglish problem, since the pre-trained language model is not trained on Hinglish data as much as it is on English data, and the extracted caption embeddings cannot fully reflect the rich semantic information, including sentiment. Aggregating state-of-the-art methods[25, 26] for low-resource language may be able to address the issue. The second one is the aligning problem of the CLIP model in memes. We find that unlike the common image-text dataset for the VQA problem, in which the text can describe the image well, the captions are not supplementary to meme images. The CLIP model can pull the image and text with similar semantic meaning closer, but this is not the case in the meme image-text pairs here. It will be an interesting survey topic to design a better contrastive learning objective toward meme image-text pre-training.

References

- [1] A. Radford, J. W. Kim, C. Hallacy, A. Ramesh, G. Goh, S. Agarwal, G. Sastry, A. Askell, P. Mishkin, J. Clark, et al., Learning transferable visual models from natural language supervision, in: International Conference on Machine Learning, PMLR, 2021, pp. 8748–8763.
- [2] s. Merriam-Webster.com Dictionary, meme, Accessed 7 Dec. 2022. URL: <https://www.merriam-webster.com/dictionary/meme>.
- [3] A. Hu, S. Flaxman, Multimodal sentiment analysis to explore the structure of emotions, in: proceedings of the 24th ACM SIGKDD international conference on Knowledge Discovery & Data Mining, 2018, pp. 350–358.
- [4] G. G. Lee, M. Shen, Amazon pars at memotion 2.0 2022: Multi-modal multi-task learning for memotion 2.0 challenge, Proceedings <http://ceur-ws.org> ISSN 1613 (2020) 0073.

- [5] A.-M. Bucur, A. Cosma, I.-B. Iordache, Blue at memotion 2.0 2022: You have my image, my text and my transformer, arXiv preprint arXiv:2202.07543 (2022).
- [6] A. Zadeh, M. Chen, S. Poria, E. Cambria, L.-P. Morency, Tensor fusion network for multimodal sentiment analysis, in: Empirical Methods in Natural Language Processing, EMNLP, 2017.
- [7] Y.-H. H. Tsai, S. Bai, P. P. Liang, J. Z. Kolter, L.-P. Morency, R. Salakhutdinov, Multimodal transformer for unaligned multimodal language sequences, in: Proceedings of the 57th Annual Meeting of the Association for Computational Linguistics (Volume 1: Long Papers), Association for Computational Linguistics, Florence, Italy, 2019.
- [8] Y. Zhang, H. Jiang, Y. Miura, C. D. Manning, C. P. Langlotz, Contrastive learning of medical visual representations from paired images and text, arXiv preprint arXiv:2010.00747 (2020).
- [9] J. Yu, Z. Wang, V. Vasudevan, L. Yeung, M. Seyedhosseini, Y. Wu, Coca: Contrastive captioners are image-text foundation models, arXiv preprint arXiv:2205.01917 (2022).
- [10] Z. Wang, J. Yu, A. W. Yu, Z. Dai, Y. Tsvetkov, Y. Cao, Simvlm: Simple visual language model pretraining with weak supervision, arXiv preprint arXiv:2108.10904 (2021).
- [11] C. Bucila, R. Caruana, A. Niculescu-Mizil, Model compression, in: Knowledge Discovery and Data Mining, 2006.
- [12] G. Hinton, O. Vinyals, J. Dean, et al., Distilling the knowledge in a neural network, arXiv preprint arXiv:1503.02531 2 (2015).
- [13] L. Zhang, J. Song, A. Gao, J. Chen, C. Bao, K. Ma, Be your own teacher: Improve the performance of convolutional neural networks via self distillation, in: Proceedings of the IEEE/CVF International Conference on Computer Vision, 2019, pp. 3713–3722.
- [14] M. Shreyash, S. S, C. Megha, P. Parth, R. Anku, C. Aman, R. Aishwarya, D. Amitava, S. Amit, C. Manoj, E. Asif, S. Kumar, Overview of memotion 3: Sentiment and emotion analysis of codemixed hinglish memes, in: proceedings of defactify 2: second workshop on Multimodal Fact-Checking and Hate Speech Detection, CEUR, 2023.
- [15] M. Shreyash, S. S, P. Parth, C. Megha, R. Anku, R. Aishwarya, C. Aman, D. Amitava, S. Amit, C. Manoj, E. Asif, K. Srijan, Memotion 3: Dataset on sentiment and emotion analysis of codemixed hinglish memes, in: proceedings of defactify 2: second workshop on Multimodal Fact-Checking and Hate Speech Detection, CEUR, 2023.
- [16] M. Tan, Q. Le, Efficientnet: Rethinking model scaling for convolutional neural networks, in: International conference on machine learning, PMLR, 2019, pp. 6105–6114.
- [17] J. Devlin, M. Chang, K. Lee, K. Toutanova, BERT: pre-training of deep bidirectional transformers for language understanding, in: NAACL-HLT (1), Association for Computational Linguistics, 2019, pp. 4171–4186.
- [18] Z. Lan, M. Chen, S. Goodman, K. Gimpel, P. Sharma, R. Soricut, ALBERT: A lite BERT for self-supervised learning of language representations, in: ICLR, OpenReview.net, 2020.
- [19] Z. Liu, Y. Lin, Y. Cao, H. Hu, Y. Wei, Z. Zhang, S. Lin, B. Guo, Swin transformer: Hierarchical vision transformer using shifted windows, in: Proceedings of the IEEE/CVF International Conference on Computer Vision, 2021, pp. 10012–10022.
- [20] A. Dosovitskiy, L. Beyer, A. Kolesnikov, D. Weissenborn, X. Zhai, T. Unterthiner, M. Dehghani, M. Minderer, G. Heigold, S. Gelly, J. Uszkoreit, N. Houlsby, An image is worth 16x16 words: Transformers for image recognition at scale, in: International Conference on Learning Representations, 2021.

- [21] V. Sanh, L. Debut, J. Chaumond, T. Wolf, Distilbert, a distilled version of bert: smaller, faster, cheaper and lighter, ArXiv abs/1910.01108 (2019).
- [22] B. Xu, T. Li, J. Zheng, M. Naseriparsa, Z. Zhao, H. Lin, F. Xia, Met-meme: A multimodal meme dataset rich in metaphors, in: Proceedings of the 45th International ACM SIGIR Conference on Research and Development in Information Retrieval, SIGIR '22, 2022, p. 2887–2899.
- [23] C. Sharma, W. Paka, Scott, D. Bhageria, A. Das, S. Poria, T. Chakraborty, B. Gambäck, Task Report: Memotion Analysis 1.0 @SemEval 2020: The Visuo-Lingual Metaphor!, in: Proceedings of the 14th International Workshop on Semantic Evaluation (SemEval-2020), Association for Computational Linguistics, Barcelona, Spain, 2020.
- [24] S. Ramamoorthy, N. Gunti, S. Mishra, S. Suryavardan, A. Reganti, P. Patwa, A. DaS, T. Chakraborty, A. Sheth, A. Ekbal, et al., Memotion 2: Dataset on sentiment and emotion analysis of memes, in: Proceedings of De-Factify: Workshop on Multimodal Fact Checking and Hate Speech Detection, CEUR, 2022.
- [25] Z. Wang, S. Mayhew, D. Roth, et al., Extending multilingual bert to low-resource languages, arXiv preprint arXiv:2004.13640 (2020).
- [26] K. Ogueji, Y. Zhu, J. J. Lin, Small data? no problem! exploring the viability of pretrained multilingual language models for low-resourced languages, Proceedings of the 1st Workshop on Multilingual Representation Learning (2021).