

# A Simple Data Structure for Maintaining a Discrete Probability Distribution

Daniel Allendorf  

Goethe University Frankfurt, Germany

---

## Abstract

We revisit the following problem: given a set of indices  $S = \{1, \dots, n\}$  and weights  $w_1, \dots, w_n \in \mathbb{R}_{>0}$ , provide samples from  $S$  with distribution  $p(i) = w_i/W$  where  $W = \sum_j w_j$  gives the proper normalization. In the static setting, there is a simple data structure due to Walker called Alias Table that allows for samples to be drawn in constant time. A more challenging task is to maintain the distribution in a dynamic setting, where elements may be added or removed, or weights may change over time; here, existing solutions restrict the permissible weights, require rebuilding of the associated data structure after a number of updates, or are rather complex.

In this paper, we describe, analyze, and engineer a simple data structure for maintaining a discrete probability distribution in the dynamic setting. Construction of the data structure for an arbitrary distribution takes time  $\mathcal{O}(n)$ , sampling takes expected time  $\mathcal{O}(1)$ , and updates of size  $\Delta = \mathcal{O}(W/n)$  can be processed in time  $\mathcal{O}(1)$ . To evaluate the efficiency of the data structure we conduct an experimental study. The results suggest that the dynamic sampling performance is comparable to the static Alias Table with a minor slowdown.

**2012 ACM Subject Classification** Mathematics of computing  $\rightarrow$  Random number generation

**Keywords and phrases** Algorithm Engineering, Data Structure, Dynamic Weighted Sampling, Discrete Random Variate, Discrete Probability Distribution

**Supplementary Material** Sources are available at <https://github.com/Daniel-Allendorf/prpla>.

**Funding** This work was partially supported by the Deutsche Forschungsgemeinschaft (DFG) under grant ME 2088/5-1 (FOR 2975 — Algorithms, Dynamics, and Information Flow in Networks).

## 1 Introduction

The task of sampling elements from a given discrete probability distribution occurs quite often as a basic building block for algorithms and software, for instance, in genetic algorithms [1, 2], simulation [3], and graph generation [4, 5]. As some applications are inherently dynamic, there is an interest in dynamic solutions which maintain a discrete probability distribution that changes over time. Ideally, such a method allows for samples to be drawn in constant time as well as an efficient processing of updates if the underlying distribution changes.

## Related work

A simple solution for the static case with optimal sampling time was first given by Walker in [6]. The method uses a data structure, called Alias Table, that contains in each column a pair of fractions of weights such that the total weight of each pair sums to the average weight  $W/n$ . A sample can be drawn in time  $\mathcal{O}(1)$  by selecting a row uniformly at random, and tossing a biased coin to select a column. Kronmal and Peterson [7], and later Vose [8], further improved upon Walkers method by showing that constructing an Alias Table is possible in time  $\mathcal{O}(n)$ . Bringmann and Larsen [9] proposed more space-efficient variants. Parallel construction algorithms for Alias Tables and their variants were given by Hübschle-Schneider and Sanders in [10].

Maintaining a data structure that allows for efficient sampling even when the distribution is subject to changes over time is more challenging. While methods such as rejection sampling,

or storing the weights in a binary tree [11], are readily adapted to the dynamic setting [12], they generally do not allow for samples to be drawn in constant time.

We are aware of two methods that solve the problem in a near-fully-general setting and near-optimal time. The data structure by Hagerup, Mehlhorn and Munro [13] provides samples in expected time  $\mathcal{O}(1)$  and can process updates in time  $\mathcal{O}(1)$  under the assumption that the weights  $w_1, \dots, w_n$  are polynomial in  $n$ . In addition, Matias, Vitter and Ni [14] propose a data structure with expected sampling time  $\mathcal{O}(\log^* n)$  and amortized expected processing time  $\mathcal{O}(\log^* n)$  per update. While these guarantees are suitable for most applications, the main drawback of both methods is that they use rather complex hierarchical data structures.

A common approach towards a practical solution is to extend Walkers Alias Table. For instance, [3] use a Dynamic Alias Table as a building block for a simulation algorithm. This method assumes an urn setting, where weights indicate the number of marbles of a color. Insertion or removal of a marble is possible in amortized constant time, but the total number of marbles must be at least the square of the number of colors. Similarly, [5] implement a graph generator by using a so-called Proposal List which stores each index a number of times proportional to its weight; samples can be drawn via rejection sampling and an increase in the weight of an index can be processed by appending the index to the list an appropriate number of times.

## Our contribution

We describe a simple data structure for maintaining a discrete probability distribution in the dynamic setting called the Proposal Array. Our method can be seen as an extension and generalization of the methods used in [3] and [5]. It is intended as an easy to implement practical solution that complements the more complex solutions of [13] and [14].

We first describe a static solution and then two variants of the dynamic solution. The static Proposal Array can be constructed in time  $\mathcal{O}(n)$  and allows for samples to be drawn in expected time  $\mathcal{O}(1)$ . It is similar to the Alias Table variant given by [9] but uses slightly different construction and rejection rules to facilitate dynamization. Compared to Walkers Alias Table with  $\mathcal{O}(1)$  deterministic sampling time sampling is slightly less efficient but the construction is simpler and less susceptible to numerical errors due to floating point arithmetic. The dynamic Proposal Array adds a procedure to update the data structure if the distribution changes, and a variant which we call Proposal Array\* further improves the update procedure by eliminating the need to reconstruct the data structure after a certain number of updates. Again samples take expected time  $\mathcal{O}(1)$ , and an update of size  $\Delta$  can be processed in time  $\mathcal{O}(\Delta n/W)$ . Compared to the Dynamic Alias Table of [3] we remove the restrictions on the weights, are able to process updates of larger size in time  $\mathcal{O}(1)$ , and fix the issue of having to reconstruct the data structure which eliminates spikes in the update time. Compared to the Proposal List of [5], we add the possibility to decrease weights and remove indices, and analyze the resulting data structure in a general setting.

## 2 Preliminaries

We model a discrete probability distribution over  $n$  elements as a pair  $(S, \mathbf{w})$  which consists of an index set<sup>1</sup>  $S = \{1, \dots, n\}$  and a list of real-valued positive weights  $\mathbf{w} = [w_1, \dots, w_n]$ .

<sup>1</sup> We note that it is straightforward to adapt our algorithms to any other type of set by indexing the elements.

The probability of index  $i \in S$  under distribution  $(S, \mathbf{w})$  is given by  $p(i) = w_i / \sum_j w_j$ . For ease of notation, we denote the sum of all weights by  $W = \sum_i w_i$  and use  $\bar{w}$  as a shorthand for the average weight  $W/n$ .

An *growing array* is a data structure that can grow or shrink at the back and allows for random access to its memory locations. For our purposes it suffices if each memory location stores one index  $i \in S$ . We denote accessing location  $l$  of an array  $A$  by  $A[l]$ . Locations are indexed  $1, 2, \dots, |A|$ . Note that the maximum size of the growing arrays used by our algorithms can be determined up front if the maximum number of indices is known. Thus, we can allocate all memory in advance which enables insertions at the back in time  $\mathcal{O}(1)$ . For convenience, we also define two multi-set like operations which can be used to insert or delete an occurrence of an index without specifying the location:

- $\text{Insert}(A, i)$ : insert an index  $i \in S$  at an arbitrary position of  $A$ .
- $\text{Erase}(A, i)$ : erase an arbitrary occurrence of an index  $i \in S$  from  $A$ .

We quickly show that both operations can be implemented to take constant time.

► **Lemma 1.** *Operations  $\text{Insert}(A, i)$  and  $\text{Erase}(A, i)$  can be implemented to take time  $\mathcal{O}(1)$ .*

**Proof.** For each index  $i \in S$  we maintain an array  $L_i$  containing all locations  $l$  such that  $A[l] = i$  and one global array  $L$  containing for each  $1 \leq l \leq |A|$  the entry  $L[l] = k$  where  $k$  is the location in  $L_i$  such that  $L_i[k] = l$ . Now, to perform  $\text{Insert}(A, i)$ , we increase the size of  $A$  by one, then write  $i$  into the new empty location  $|A|$ , and finally, append  $|A|$  at the back of  $L_i$  and  $|L_i|$  at the back of  $L$ . To perform  $\text{Erase}(A, i)$ , we remove the back elements  $j$  from  $A$ ,  $k$  from  $L$  and  $l$  from  $L_i$ , and then set  $A[l] \leftarrow j$ ,  $L_j[k] \leftarrow l$  and  $L[l] \leftarrow k$ . ◀

### 3 Static Proposal Array

We start by describing the method for the static case. The idea is to maintain a growing array  $P$ , called the *proposal array*, which contains each index  $i \in S$  a number of times that is proportional to its weight  $w_i$  up to a rounding error. We call the number of times that an index  $i \in S$  is contained in  $P$  the *count* of  $i$ , and write this quantity as  $c_i$ . An intuitive way to think of  $P$  is as a compression of the distribution  $(S, \mathbf{w})$ . From this perspective, a loss of information arises due to the fact that  $c_i$  has to take an integer value and cannot represent  $w_i$  exactly. However, we can efficiently recover the distribution via rejection sampling: by selecting a uniform random entry in  $P$ , we propose index  $i$  with probability proportional to  $c_i$ , and by accepting a proposed index  $i$  as output with probability proportional to  $w_i/c_i$ , we output  $i$  with probability proportional to  $w_i$ .

#### 3.1 Construction

To construct a suitable array  $P$  for a given distribution  $(S, \mathbf{w})$ , we first calculate the average weight  $\bar{w} = W/n$ . Then, for each element  $i \in S$ , we compute  $c = \lceil w_i/\bar{w} \rceil$ , and insert  $i$  into  $P$  exactly  $c$  times as detailed in Algorithm 1.

#### 3.2 Sampling

Sampling is done in two steps (see Algorithm 2). In step 1, we propose an index  $i$  uniformly at random from  $P$ . In step 2, we return  $i$  as sample with probability  $(w_i/c_i) / \max_{j \in S} (w_j/c_j)$ , otherwise, we reject  $i$ , and restart from step 1.

---

**Algorithm 1** Construct
 

---

**Data:** Distribution  $(S, \mathbf{w})$   
**Result:** Proposal array  $P$  for  $(S, \mathbf{w})$

```

1 Initialize empty array  $P$ ;
2 Calculate average weight  $\bar{w}$ ;
3 for  $i \in S$  do
4    $c \leftarrow \lceil w_i / \bar{w} \rceil$ ;
5   for  $k \leftarrow 1$  to  $c$  do
6     Insert  $i$  into  $P$ ;
7   end
8 end
9 Return  $P$ ;
```

---

**Algorithm 2** Sample
 

---

**Data:** Proposal array  $P$  for  $(S, \mathbf{w})$   
**Result:** Sample  $i$  from  $S$  with  $p(i) = w_i/W$

```

1 repeat
2   Select  $i$  from  $P$  uniformly at random;
3   Accept  $i$  with probability  $\frac{w_i}{c_i} / \max_{j \in S} \frac{w_j}{c_j}$ ;
4 until accepted;
5 Return  $i$ ;
```

---

### 3.3 Analysis

We now analyze the algorithms given in the previous subsections. First, we establish the correctness of the sampling algorithm.

► **Theorem 2.** *Given a proposal array  $P$  for the distribution  $(S, \mathbf{w})$ , Algorithm 2 (Sample) outputs index  $i \in S$  with probability  $p(i) = w_i/W$ .*

**Proof.** The probability of proposing and accepting index  $i$  in any given iteration of the loop in steps 1 – 4 of Algorithm 2 is

$$\underbrace{\frac{c_i}{|P|}}_{i \text{ is proposed}} \underbrace{\frac{w_i}{c_i \max_{j \in S} \frac{w_j}{c_j}}}_{i \text{ is accepted}} = \frac{w_i}{|P| \max_{j \in S} \frac{w_j}{c_j}} := \frac{w_i}{W'}.$$

In addition, we have

$$W' = |P| \max_{j \in S} \frac{w_j}{c_j} \geq \sum_{1 \leq p \leq |P|} \frac{w_{P[p]}}{c_{P[p]}} = \sum_{j \in S} w_j = W.$$

With the remaining probability  $q = 1 - W/W'$ , no index is accepted and the loop moves on to the next iteration. Thus, the overall probability of sampling  $i$  is

$$\frac{w_i}{W'} (1 + q + q^2 + \dots) = \frac{w_i}{W'} \sum_{k=0}^{\infty} q^k = \frac{w_i}{W'} \frac{1}{1 - q} = \frac{w_i}{W}$$

as claimed. ◀

Next, we show the efficiency of the construction algorithm.

► **Theorem 3.** *Given a distribution  $(S, \mathbf{w})$  with  $|S| = n$ , Algorithm 1 (Construct) outputs a proposal array  $P$  for  $(S, \mathbf{w})$  in time  $\mathcal{O}(n)$ .*

**Proof.** Observe that Construct runs in time linear in the size of the constructed array  $P$ . We have

$$|P| = \sum_{i \in S} c_i = \sum_{i \in S} \left\lceil \frac{w_i n}{W} \right\rceil \leq \sum_{i \in S} \left( 1 + \frac{w_i n}{W} \right) = n + \frac{\sum_{i \in S} w_i}{W} n = n + \frac{W}{W} n = 2n$$

which shows the claim. ◀

Finally, we show the efficiency of the sampling algorithm.

► **Theorem 4.** *Algorithm 2 (Sample) runs in expected time  $\mathcal{O}(1)$ .*

**Proof.** Observe that the running time of Sample is asymptotically equal to the number of iterations of the loop in steps 1 – 4 of Algorithm 2. The loop terminates if a proposed index is accepted, and the probability  $p$  of accepting after any given iteration is

$$p = 1 - q = \frac{W}{W'} = \frac{W}{|P| \max_{j \in S} \frac{w_j}{c_j}}.$$

By the proof of Theorem 3, we have

$$|P| \leq 2n$$

and by the construction rule  $c_i = \lceil w_i / \bar{w} \rceil = \lceil w_i n / W \rceil$ , it holds that

$$\max_{j \in S} \frac{w_j}{c_j} = \max_{j \in S} \frac{w_j}{\lceil w_j \frac{n}{W} \rceil} < \max_{j \in S} \frac{w_j}{w_j \frac{n}{W}} = \frac{W}{n}.$$

Therefore

$$p > \frac{1}{2}$$

which implies that the expected number of iterations is less than 2. ◀

## 4 Dynamic Proposal Array

We now describe the dynamic version of the data structure. To this end we define a maintenance procedure Update which is called when the weight of a single index changes, or an index is added to or removed from the index set.

To model the state of the distribution and data structure at different time steps we consider the sequences  $(S, \mathbf{w})^{(0)}, \dots, (S, \mathbf{w})^{(t)}$  and  $P^{(0)}, \dots, P^{(t)}$ . Here,  $(S, \mathbf{w})^{(0)}$  denotes the initial distribution and  $P^{(0)}$  the proposal array  $P$  obtained by calling Algorithm 1 (Construct) with the initial distribution as input. Given some distribution  $(S, \mathbf{w})^{(t)}$  with  $t \geq 0$ , if either (1) the weight of a single index changes, or (2) a new index is added, or (3) an index is removed, we write the new distribution as  $(S, \mathbf{w})^{(t+1)}$ . Similarly, if  $P^{(t)}$  is a proposal array for  $(S, \mathbf{w})^{(t)}$ , then we obtain  $P^{(t+1)}$  by calling Algorithm 3 (Update) if (1) the weight of a single index changed, or if (2) a new index was added, or if (3) an index was removed.

Note that we need to call Algorithm 1 (Construct) again if the average weight  $\bar{w}^{(t)} = W^{(t)} / n^{(t)}$  deviates too far from its initial value  $\bar{w}^{(0)} = W^{(0)} / n^{(0)}$ . To this end, we keep track of the last step in which Construct was called via an additional variable  $r$  with initial value  $r \leftarrow 0$ .

---

**Algorithm 3** Update
 

---

**Data:** Distribution  $(S, \mathbf{w})^{(t)}$ , index  $i$  of changed weight, proposal array  $P$ , time of last reconstruction  $r$

```

1 if  $\bar{w}^{(t)} < \bar{w}^{(r)}/2$  or  $\bar{w}^{(t)} > 2\bar{w}^{(r)}$  then
2    $P \leftarrow \text{Construct}((S, \mathbf{w})^{(t)});$ 
3    $r \leftarrow t;$ 
4 else
5    $c' \leftarrow c_i$  if  $i \in S^{(t-1)}$  else 0;
6    $c \leftarrow \lceil w_i^{(t)} / \bar{w}^{(r)} \rceil$  if  $i \in S^{(t)}$  else 0;
7   if  $c' > c$  then
8     for  $k \leftarrow c$  to  $c'$  do
9       Insert  $i$  into  $P$ ;
10    end
11  else if  $c' < c$  then
12    for  $k \leftarrow c'$  to  $c$  do
13      Erase  $i$  from  $P$ ;
14    end
  
```

---

**4.1 Update**

We now describe the Update procedure in detail. Let  $t$  denote the current step. Then, if the weight of index  $i$  is updated to a new value  $w_i^{(t)}$ , we update  $P$  as shown in Algorithm 3. First, we compute the new count as  $c' = \lceil w_i^{(t)} / \bar{w}^{(r)} \rceil$ . Then, if  $c'$  is larger than the old count  $c_i$ , we insert  $i$  exactly  $c' - c_i$  times into  $P$ . Otherwise, if  $c'$  is smaller than  $c_i$ , we erase  $c_i - c'$  entries that contain  $j$  from  $P$ . Finally, if  $\bar{w}^{(t)} < \bar{w}^{(r)}/2$  or  $\bar{w}^{(t)} > 2\bar{w}^{(r)}$ , we rebuild  $P$  via Algorithm 1 (Construct) and set  $r \leftarrow t$ .

**4.2 Analysis**

It is straightforward to check that Theorems 2 and 3 still hold, so we focus on the efficiency of the sampling and update procedures.

To help with the analysis we first make rigorous what property a proposal array needs to allow for efficient rejection sampling.

► **Definition 5.** A proposal array  $P$  is  $\alpha$ -suitable for a distribution  $(S, \mathbf{w})$  iff for all  $i \in S$ , we have

$$\frac{1}{\alpha} \frac{w_i}{\bar{w}} \leq c_i \leq \left\lceil \alpha \frac{w_i}{\bar{w}} \right\rceil.$$

The following lemma establishes that an array  $P$  output by the Construct and Update procedures is always suitable for the distribution.

► **Lemma 6.** Algorithm 1 (Construct) outputs a 1-suitable proposal array  $P^{(0)}$  for the initial distribution  $(S, \mathbf{w})^{(0)}$ . Furthermore, Algorithm 3 (Update) maintains a 2-suitable proposal array  $P^{(t)}$  for distribution  $(S, \mathbf{w})^{(t)}$ .

**Proof.** The first claim follows immediately from the construction rule  $c_i = \lceil w_i^{(0)} / \bar{w}^{(0)} \rceil$ . For the second claim, observe that lines 1 – 3 of Algorithm 3 (Update) guarantee that

$$\frac{1}{2} \bar{w}^{(r)} \leq \bar{w}^{(t)} \leq 2\bar{w}^{(r)}.$$

Counts are set to  $c_i = \lceil w_i / \bar{w}^{(r)} \rceil$ , so we have

$$c_i = \left\lceil \frac{w_i}{\bar{w}^{(r)}} \right\rceil \geq \frac{w_i}{\bar{w}^{(r)}} \geq \frac{1}{2} \frac{w_i}{\bar{w}^{(t)}}$$

and

$$c_i = \left\lceil \frac{w_i}{\bar{w}^{(r)}} \right\rceil \leq \left\lceil 2 \frac{w_i}{\bar{w}^{(t)}} \right\rceil$$

which completes the proof.  $\blacktriangleleft$

We can now show the efficiency of sampling from the Dynamic Proposal Array.

► **Theorem 7.** *Given a 2-suitable proposal array  $P$  for distribution  $(S, \mathbf{w})$ , Algorithm 2 (Sample) runs in expected time  $\mathcal{O}(1)$ .*

**Proof.** Again the asymptotic running time of Sample equals the number of iterations of the loop in steps 1 – 4 of Algorithm 2 and the probability  $p$  of exiting the loop after any given iteration is

$$p = 1 - q = \frac{W}{W'} = \frac{W}{|P| \max_{j \in S} \frac{w_j}{c_j}}.$$

As  $P$  is 2-suitable for the distribution we have

$$\frac{1}{2} \frac{w_i n}{W} = \frac{1}{2} \frac{w_i}{\bar{w}} \leq c_i \leq \left\lceil 2 \frac{w_i}{\bar{w}} \right\rceil = \left\lceil 2 \frac{w_i n}{W} \right\rceil.$$

for each  $i \in S$ . Therefore

$$|P| = \sum_{i \in S} c_i \leq \sum_{i \in S} \left( 2 \frac{w_i n}{W} + 1 \right) = 3n$$

and

$$\max_{j \in S} \frac{w_j}{c_j} \leq \max_{j \in S} \frac{w_j}{\frac{1}{2} w_j \frac{n}{W}} = 2 \frac{W}{n}.$$

which implies that

$$p \geq \frac{1}{6}$$

and so the expected number of iterations is at most 6.  $\blacktriangleleft$

Finally, we show the efficiency of the update procedure.

► **Theorem 8.** *Given a proposal array  $P$  for distribution  $(S, \mathbf{w})$  and an updated distribution  $(S, \mathbf{w})'$  with at most one index  $i \in S \cup S'$  such that (1)  $i \notin S$  and  $w'_i = \Delta$  or (2)  $i \notin S'$  and  $w_i = \Delta$  or (3)  $w'_i \neq w_i$  and  $|w'_i - w_i| = \Delta$ , Algorithm 3 (Update) outputs a proposal array  $P'$  for  $(S, \mathbf{w})'$  in amortized time  $\mathcal{O}(\Delta / \bar{w})$ .*

**Proof.** If the condition in step 1 is met then the running time is dominated by the call to Algorithm 1 (Construct) which takes time  $\mathcal{O}(n)$  by Theorem 3. The condition is met if  $\bar{w} = W/n$  halves or doubles with respect to its initial value, which requires at least  $\Omega(W/\Delta)$  updates of size  $\Delta$ . Thus the amortized running time for a single update is  $\mathcal{O}(n/(W/\Delta)) = \mathcal{O}(\Delta/\bar{w})$ . If the condition in step 1 is not met, then the running time asymptotically equals  $|c' - c|$ , i.e. the number of entries of  $P$  that need to be adjusted. For simplicity, let  $w_i = 0$  if  $i \notin S$  and  $w'_i = 0$  if  $i \notin S'$ . Then

$$|c' - c| = \left| \left\lceil \frac{w'_i}{\bar{w}} \right\rceil - \left\lceil \frac{w_i}{\bar{w}} \right\rceil \right| < 1 + \frac{|w'_i - w_i|}{\bar{w}} = 1 + \frac{\Delta}{\bar{w}} = \mathcal{O}\left(\frac{\Delta}{\bar{w}}\right)$$

and thus the claim holds in both cases.  $\blacktriangleleft$

## 5 Dynamic Proposal Array\*

The method described in Section 4 comes with the drawback that the array needs to be reconstructed after a certain number of updates. To address this issue, we describe a variant called Proposal Array\* which avoids reconstructions of the array. For simplicity we limit the description and proofs to increases and decreases in weight.

The general idea is to augment the update procedure with additional steps which over time amount to the same result as a reconstruction. In this way, the total amount of work remains unchanged but is now split fairly among individual updates according to update size. More concretely, after every update we now check for indices with counts which would increase or decrease if the array was reconstructed. To this end we use two additional variables  $p, q$  initialized to  $p \leftarrow 1, q \leftarrow n$  which we can imagine as pointers into an array containing the counts sorted by their respective index. Now, if the average weight increases, we check if the count of the index  $i$  pointed to by  $p$  must be decreased, and if so, erase an entry containing  $i$  from  $P$ , otherwise, we move  $p$  to the next index. Similarly, if the average weight decreases, we check if the count of the index  $i$  pointed to by  $q$  must be increased, and if so, insert an entry containing  $i$  into  $P$ , otherwise, we move  $q$  to the previous index.

What requires some attention is how many of the above maintenance steps are required. As we want to guarantee a similar invariant as in Lemma 6, we must ensure that the counts of all indices have been checked and adjusted whenever the average weight doubles or halves. Thus, for a previous average of  $\bar{w}^{(t-1)}$  and updated average of  $\bar{w}^{(t)}$ , we compute

$$s = \left\lceil 3n \log \left( \frac{\bar{w}^{(t)}}{\bar{w}^{(t-1)}} \right) \right\rceil$$

and perform  $|s|$  maintenance steps where  $3n$  serves as an upper bound on the number of counts which may have to be checked.

### 5.1 Update\*

We now describe the modified Update routine, which we call Update\*, in detail (see Algorithm 4). After the weight of an element  $i$  increases or decreases, we now update  $P$  as follows. We start by computing the new count of  $i$  as  $c' \leftarrow \lceil w_i^{(t)} / \bar{w}^{(t)} \rceil$  and then insert or erase  $i$  an appropriate number of times until its count is adjusted. Next, we compute the number of maintenance steps as  $s \leftarrow \lceil 3n \log(\bar{w}^{(t)} / \bar{w}^{(t-1)}) \rceil$ . We then repeat the following steps  $|s|$  times: (1) we determine the index  $j$  pointed to by  $p$  or  $q$ , (2) we compute an updated count of  $j$  as  $c'' = \lceil w_j^{(t)} / \bar{w}^{(t)} \rceil$ , (3) if  $c_j < c''$ , insert  $j$  into  $P$ , or if  $c_j > c''$ , erase one entry of  $j$  from  $P$ , otherwise if  $c_j = c''$ , we move  $p$  to the next index or  $q$  to the previous index.

### 5.2 Analysis

We show the equivalent of Lemma 6 for Proposal Array\*.

► **Lemma 9.** *Algorithm 4 (Update\*) maintains a 2-suitable proposal array  $P^{(t)}$  for distribution  $(S, \mathbf{w})^{(t)}$ .*

**Proof.** We show the upper bound, the proof for the lower bound is very similar. Recall that the upper bound states that  $c_i \leq \lceil 2w_i^{(t)} / \bar{w}^{(t)} \rceil$  for all  $i \in S$  in any step  $t \geq 0$ . The proof is by induction over  $t$ . For  $t = 0$ , the claim holds by the same argument as for Lemma 6. Now, assume that the claim holds in all steps  $0, \dots, t-1$ , we will show that this implies the claim in step  $t$ . First, observe that the claim trivially holds if there is no



---

**Algorithm 4** Update\*
 

---

**Data:** Distribution  $(S, \mathbf{w})^{(t)}$ , index  $i$  of changed weight, array  $P$ , pointers  $p, q$

```

1  $c' \leftarrow c_i$ ;
2  $c \leftarrow \lceil w_i^{(t)} / \bar{w}^{(t)} \rceil$ ;
3 if  $c' > c$  then
4   for  $k \leftarrow c$  to  $c'$  do
5      $\mid$  Insert  $i$  into  $P$ ;
6   end
7 else if  $c' < c$  then
8   for  $k \leftarrow c'$  to  $c$  do
9      $\mid$  Erase  $i$  from  $P$ ;
10  end
11  $s \leftarrow \lceil 3n \log(\bar{w}^{(t)} / \bar{w}^{(t-1)}) \rceil$ ;
12 for  $k \leftarrow 1$  to  $|s|$  do
13    $j \leftarrow p$  if  $s > 0$  else  $q$ ;
14    $c'' \leftarrow \lceil w_j^{(t)} / \bar{w}^{(t)} \rceil$ ;
15   if  $c'' > c_j$  then
16      $\mid$  Insert  $j$  into  $P$ ;
17   else if  $c'' < c_j$  then
18      $\mid$  Erase  $j$  from  $P$ ;
19   else
20     if  $s > 0$  then
21        $\mid$   $p \leftarrow p + 1$  if  $p < n$  else 1;
22     else
23        $\mid$   $q \leftarrow q - 1$  if  $q > 1$  else  $n$ ;
24 end

```

---

step  $0 \leq r < t$  such that  $\bar{w}^{(r)} > \bar{w}^{(t)}/2$ . Otherwise, let  $r$  be the most recent such step. Now, for each index  $i \in S$ , there are two possible cases. If the weight of  $i$  changed in some step  $r < t' \leq t$  and  $t'$  was the most recent such step, then by the adjustment rule for counts we have  $c_i = \lceil w_i^{(t')} / \bar{w}^{(t')} \rceil = \lceil w_i^{(t)} / \bar{w}^{(t')} \rceil \leq \lceil 2w_i^{(t)} / \bar{w}^{(t)} \rceil$  where the inequality follows since  $\bar{w}^{(t')} > \bar{w}^{(t)}/2$  contradicts the assumption that  $r$  was the most recent step such that  $\bar{w}^{(r)} > \bar{w}^{(t)}/2$ . Otherwise, we have  $w_i^{(r)} = w_i^{(t)}$ . In addition, the number of iterations of the loop in lines 12 – 24 of Algorithm 4 with  $s > 0$  performed in steps  $r + 1, \dots, t$  is at least

$$\begin{aligned}
\sum_{k=r+1}^t \left\lceil 3n \log \left( \frac{\bar{w}^{(k)}}{\bar{w}^{(k-1)}} \right) \right\rceil &\geq \sum_{k=r+1}^t 3n \log \left( \frac{\bar{w}^{(k)}}{\bar{w}^{(k-1)}} \right) \\
&= 3n \log \left( \prod_{k=r+1}^t \frac{\bar{w}^{(k)}}{\bar{w}^{(k-1)}} \right) = 3n \log \left( \frac{\bar{w}^{(t)}}{\bar{w}^{(r)}} \right) > 3n.
\end{aligned}$$

Furthermore, recall that the upper bound implies  $|P| = \sum_i c_i \leq 3n$ , and since the claim holds in steps  $0, \dots, t-1$ , we have performed at least one iteration of the loop for each count of each index in steps  $r+1, \dots, t$ . In particular, we had  $p = i$  in some step  $r < t' \leq t$ , and since in each iteration where  $p = i$ , we decrease the count of  $i$  unless  $c_i \leq \lceil w_i^{(t')} / \bar{w}^{(t')} \rceil$  we have  $c_i \leq \lceil w_i^{(t')} / \bar{w}^{(t')} \rceil = \lceil w_i^{(t)} / \bar{w}^{(t')} \rceil \leq \lceil 2w_i^{(t)} / \bar{w}^{(t)} \rceil$ . Thus the claim holds in step  $t$  in particular and by strong induction in all steps  $t \geq 0$ .  $\blacktriangleleft$

## 6 Experiments

In this section, we study the previously discussed algorithms and data structures empirically. Sources of our implementations, benchmarks, and tests are openly available (see title page). The benchmarks are built with GNU g++-11.2 and executed on a machine equipped with an Intel Core i5-1038NG processor and 16 GB RAM running macOS 12.6. Pseudo-random bits are generated using the MT19937-64 variant of the Mersenne Twister [15].

### 6.1 Implementation Highlights

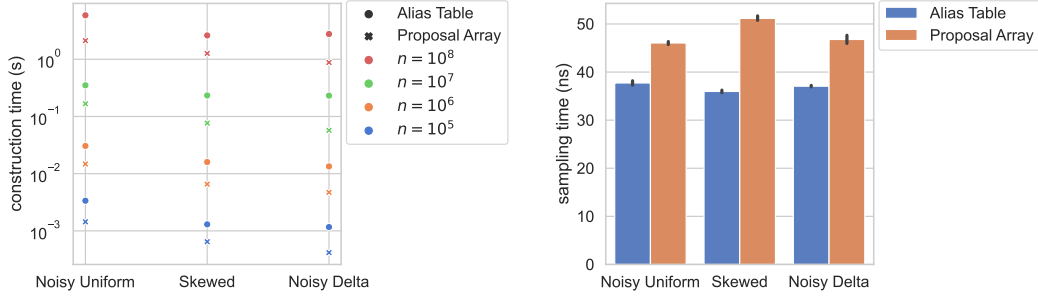
We mainly optimize our implementations with regards to reducing unstructured memory accesses which easily dominate the sampling time of the data structures. For our implementation of the Alias Table (see subsection 6.2), we store the table as an array of structs rather than multiple arrays which allows us to look up an index, alias, and threshold with one access to memory. For our Proposal Array implementations, we reduce the number of memory accesses to one per rejection sampling attempt. The trick is to view each entry of the array  $P$  as a bucket of capacity  $\bar{w}$ . Then, the total weight  $w$  of an index with count  $c$  can be split up among  $c - 1$  full buckets and a final bucket to store the remainder  $r = w - (c - 1)\bar{w}$ . As an entry associated with a full bucket can be accepted with probability 1, it suffices to store the remainders in the first  $n$  positions of  $P$  and the indices of the full buckets in the remaining  $|P| - n$  positions. When looking up a random location  $l$  of  $P$ , we now either have  $l \leq n$ , and accept index  $i = l$  with probability  $P[l]/\bar{w}$ , or we have  $l > n$ , in which case we immediately accept and return the index  $i = P[l - n + 1]$ . The same approach is straightforward to translate to the Dynamic Proposal Array (section 4) as the average weight  $\bar{w}^{(r)}$  is fixed between reconstructions.

Optimizing the implementation of the Dynamic Proposal Array\* (section 5) is more difficult as the average weight  $\bar{w}^{(t)}$  is not fixed which prevents us from assuming the same capacity for full buckets of different indices. To address this issue we first restrict the permissible capacities of the buckets to powers of two times the initial average weight  $\bar{w}^{(0)}$ . Combining this modification with the maintenance routine then guarantees that all full buckets at a given step  $t$  have one of two possible capacities. We then infer the necessary correction to the acceptance probability of a sample on the fly by comparing a proposed index to the position of a common maintenance pointer which assumes the roles of  $p$  and  $q$ . Moreover, we perform the correction of the acceptance probability for full buckets in a rejection-free way by exploiting that the capacities of buckets are related by powers of two.

### 6.2 Static Data Structures

In Section 1 we argue that the static Proposal Array is easier to construct and dynamize than the Alias Table. However, it could be the case that these benefits are outweighed by the less efficient rejection based sampling procedure. For this reason, we first compare the performance of the static Proposal Array to our Alias Table implementation<sup>2</sup>.

<sup>2</sup> We also considered using `std::discrete_distribution` from the c++ standard library, however, during preliminary experiments, we found that this implementation was 7 – 12 times slower than our own.



(a) Average construction times in seconds for the three types of weight distributions on index sets of various sizes  $n$ . (b) Average sampling times in nanoseconds for the three types of weight distributions on an index set of size  $n = 10^7$ .

■ **Figure 1** Comparison of construction and sampling times of the Alias Table and Proposal Array.

### Construction

We start by comparing the performance of the respective construction algorithms. As inputs we consider three types of random weight distributions on the index set  $S = \{1, \dots, n\}$ :

- **Noisy Uniform:** For each index  $i \in S$  we draw a real-valued weight  $w_i \in \mathbb{R}$  uniformly at random from the interval  $[0, 1)$ .
- **Skewed:** For each index  $i \in S$  we draw an integer weight  $w_i \in \mathbb{N}_{>0}$  with  $p(w_i = k) \propto 1/k^2$ , i.e. the weights follow a power-law distribution.
- **Noisy Delta:** We draw  $n - 1$  real-valued weights uniformly at random from  $[0, 1)$  and set the remaining weight to  $w_n = n$ .

Figure 1a shows the results. On all inputs, the construction of a Proposal Array is faster than construction of an Alias Table by a factor of at least 2. Interestingly, the results also suggest that both data structures are faster to construct for the lower entropy distributions **Skewed** and **Noisy Delta**.

### Sampling

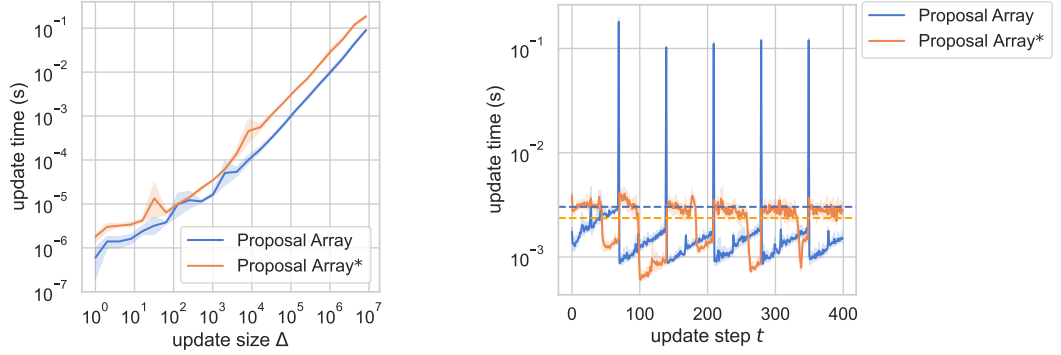
For the second experiment we measure the average sampling time of the data structures. As input we consider the same three types of weight distributions as above for an index set of type  $n = 10^7$ . We then measure the time required to draw  $10^6$  samples and plot the average time per sample.

Figure 1b summarizes the results. Sampling from an Alias Table is faster than sampling from a Proposal Array with an observed slowdown of at most 1.5 which matches the multiplicative increase in unstructured memory accesses caused by the rejection scheme. In contrast to construction, the type of distribution seems to have only minor effects on the sampling performance. Overall the results suggest that it is reasonable to pursue the rejection sampling based approach for the benefit of easier dynamization.

## 6.3 Dynamic Data Structures

We move on to evaluating the dynamic Proposal Array and the variant Proposal Array\*. As a reference point for the sampling performance we use `dynamic-weighted-index`<sup>3</sup> which

<sup>3</sup> <https://crates.io/crates/dynamic-weighted-index>



(a) Processing times of updates of exponentially increasing size. The shaded region indicates the 95% confidence interval. (b) Processing times for updates of size  $\Delta = 10^6 \bar{w}^{(t)}$  as a function of the update step. The dashed lines indicate the average processing time over all steps.

■ **Figure 2** Running times of the update procedures of Proposal Array and Proposal Array\*.

implements the data structure with  $\mathcal{O}(\log^* n)$  expected sampling time of [14]. Unfortunately, this implementation is only available in the rust programming language, however, it can be argued that the languages are similar enough to allow for a meaningful comparison.

### Updates

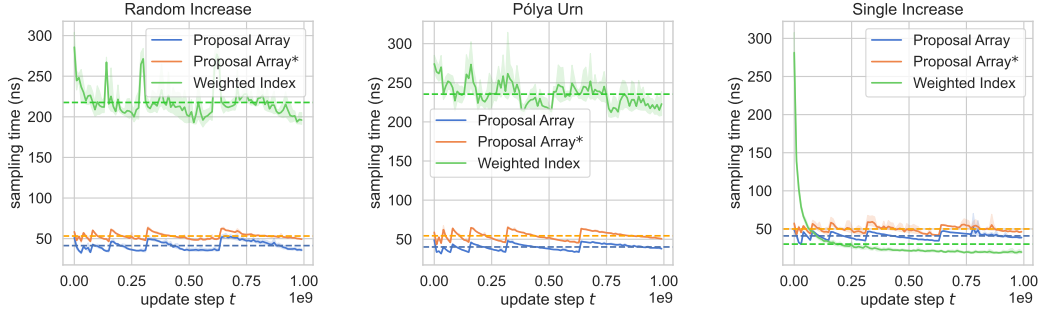
We first evaluate the performance of the update procedures. Starting from a uniform distribution  $w_i = 1$  for  $i \in S$  with  $n = 10^7$  we perform various type of updates and measure the average processing times. For updates of increasing size we observe linear scaling in the update size for both data structures (see Figure 2a). In contrast, scaling the update size with  $\bar{w}^{(t)}$  causes the average processing time to remain constant (see Figure 2b). While the processing time oscillates for both data structures, spikes for the regular Proposal Array are up to two orders of magnitude larger due to the high cost of reconstructions. In most steps updates of Proposal Array\* are slower due to the additional work required. However, on average updates of Proposal Array\* are faster by a factor of 1.3, which suggests that the overhead of a full reconstruction exceeds the additional work required for the gradual reconstruction.

### Sampling

We move on to evaluating the performance of sampling. Starting from a uniform weight distribution  $w_i = 1$  for each  $i \in S$  with  $n = 10^7$ , we perform  $T = 100n$  update steps. Once every  $T/100$  update steps, we measure the time required to draw  $10^6$  samples and plot the average time per sample as a function of the update step. We consider the following update patterns:

- **Random Increase:** In each step we pick a uniform random index  $i \in S$  and increase its weight by 1.
- **Pólya Urn:** In step  $t$  we sample an index  $i$  from the distribution  $(S, \mathbf{w})^{(t-1)}$  and increase its weight by 1.
- **Single Increase:** In each step we raise the weight of the first index  $i = 1$  by 1.

Figure 3 shows the results. We find that the sampling performances of both variants of the dynamic Proposal Array are comparable to the static version (compare Figure 1b) with



■ **Figure 3** Average sampling times in nanoseconds of Weighted Index, Proposal Array and Proposal Array\* for various update patterns. Shaded regions indicate the 95% confidence intervals. The dashed lines indicate the average sampling times over all steps.

Proposal Array\* being slower by a factor of 1.4. The reference implementation Weighted Index is slower than the regular Proposal Array for the **Random Increase** (factor 5.2) and **Pólya Urn** (factor 5.8) update patterns but faster by a factor of 1.3 for the **Single Increase** pattern as it contains optimizations which trivialize the task of sampling from a probability distribution dominated by a single index. Overall the sampling performances of Proposal Array and Proposal Array\* are competitive with the hierarchical data structure.

## 7 Summary

We introduced the Proposal Array as a simple method for drawing samples from a discrete probability distribution that changes over time. Our experimental results suggest that sampling from a dynamic Proposal Array is only slightly slower than sampling from a static Alias Table. The variant Proposal Array\* improves the update procedure by avoiding reconstructions of the array while performing similarly well. An interesting possibility for future work is to consider parallelism as the array can be easily split among different processing units.

## References

- 1 David E Golberg. Genetic algorithms in search, optimization, and machine learning. *Addison Wesley*, 1989(102):36, 1989.
- 2 Adam Lipowski and Dorota Lipowska. Roulette-wheel selection via stochastic acceptance. *Physica A: Statistical Mechanics and its Applications*, 391(6):2193–2196, 2012.
- 3 Petra Berenbrink, David Hammer, Dominik Kaaser, Ulrich Meyer, Manuel Penschuck, and Hung Tran. Simulating population protocols in sub-constant time per interaction. In *28th Annual European Symposium on Algorithms (ESA 2020)*. Schloss Dagstuhl-Leibniz-Zentrum für Informatik, 2020.
- 4 Lorenz Hübschle-Schneider and Peter Sanders. Linear work generation of r-mat graphs. *Network Science*, 8(4):543–550, 2020.
- 5 Daniel Allendorf, Ulrich Meyer, Manuel Penschuck, and Hung Tran. Parallel and i/o-efficient algorithms for non-linear preferential attachment. In *2023 Proceedings of the Symposium on Algorithm Engineering and Experiments (ALENEX)*, pages 65–76. SIAM, 2023.
- 6 Alastair J Walker. An efficient method for generating discrete random variables with general distributions. *ACM Transactions on Mathematical Software (TOMS)*, 3(3):253–256, 1977.
- 7 Richard A Kronmal and Arthur V Peterson Jr. On the alias method for generating random variables from a discrete distribution. *The American Statistician*, 33(4):214–218, 1979.

- 8 Michael D Vose. A linear algorithm for generating random numbers with a given distribution. *IEEE Transactions on software engineering*, 17(9):972–975, 1991.
- 9 Karl Bringmann and Kasper Green Larsen. Succinct sampling from discrete distributions. In *Proceedings of the forty-fifth annual ACM symposium on Theory of Computing*, pages 775–782, 2013.
- 10 Lorenz Hübschle-Schneider and Peter Sanders. Parallel weighted random sampling. *ACM Transactions on Mathematical Software (TOMS)*, 48(3):1–40, 2022.
- 11 Chak-Kuen Wong and Malcolm C. Easton. An efficient method for weighted sampling without replacement. *SIAM Journal on Computing*, 9(1):111–113, 1980.
- 12 Federico D’Ambrosio, Hans L Bodlaender, and Gerard T Barkema. Dynamic sampling from a discrete probability distribution with a known distribution of rates. *Computational Statistics*, 37(3):1203–1228, 2022.
- 13 Torben Hagerup, Kurt Mehlhorn, and J Ian Munro. Maintaining discrete probability distributions optimally. In *International Colloquium on Automata, Languages, and Programming*, pages 253–264. Springer, 1993.
- 14 Yossi Matias, Jeffrey Scott Vitter, and Wen-Chun Ni. Dynamic generation of discrete random variates. *Theory of Computing Systems*, 36(4):329–358, 2003.
- 15 Makoto Matsumoto and Takuji Nishimura. Mersenne twister: A 623-dimensionally equidistributed uniform pseudo-random number generator. *ACM Trans. Model. Comput. Simul.*, 8(1), 1998.