

# Hyperparameter Search Is All You Need For Training-Agnostic Backdoor Robustness

Eugene Bagdasaryan  
Cornell Tech  
New York, USA  
eugene@cs.cornell.edu

Vitaly Shmatikov  
Cornell Tech  
New York, USA  
shmat@cs.cornell.edu

## Abstract

Commoditization and broad adoption of machine learning (ML) technologies expose users of these technologies to new security risks. Many models today are based on neural networks. Training and deploying these models for real-world applications involves complex hardware and software pipelines applied to training data from many sources. Models trained on untrusted data are vulnerable to poisoning attacks that introduce unwanted “backdoor” functionality. Compromising a small fraction of the training data requires few resources from the attacker, but defending against these attacks is a challenge for ML developers.

There have been dozens of defenses proposed in the research literature, most of them are expensive to integrate or incompatible with the existing model-training and deployment pipelines. The efficacy of each defense depends on the specifics of the dataset, ML task, model architecture, and training hyperparameters. Integrating and maintaining these defenses requires disruptive changes to the defender’s environment. It is unrealistic to expect engineers in charge of model development and deployment to keep track of the research literature, evaluate every new defense, and repeatedly re-build their pipelines to integrate these defenses.

In this paper, we take a pragmatic, developer-centric view and show how practitioners can answer two *actionable* questions: (1) how robust is my model to backdoor poisoning attacks?, and (2) how can I make it more robust without changing the training pipeline? We focus on the size of the compromised subset of the training data as a universal metric that applies to any poisoning attack and can be controlled by the defender. We use a primitive sub-task, which requires very few poisoned training inputs, to estimate this metric, thus providing a baseline on the model’s robustness to poisoning. Next, we show how to leverage hyperparameter search—a tool that ML developers already extensively use—to balance the model’s accuracy and robustness to poisoning, without any disruptive changes to the training and deployment pipeline.

We demonstrate how to use our metric to estimate the robustness of models to backdoor attacks. We then design, implement, and evaluate a multi-stage hyperparameter search method we call Mithridates<sup>1</sup> that strengthens robustness by 3-5x with only a slight impact on the model’s accuracy. We show that the hyperparameters found by our method increase robustness against multiple types of backdoor attacks. Finally, we discuss how to extend our method to AutoML and federated learning settings.

<sup>1</sup>Mithridates VI Eupator, the ruler of Pontus from 120 to 63 BC, was rumored to include minuscule amounts of poison in his diet to build up immunity to poisoning.

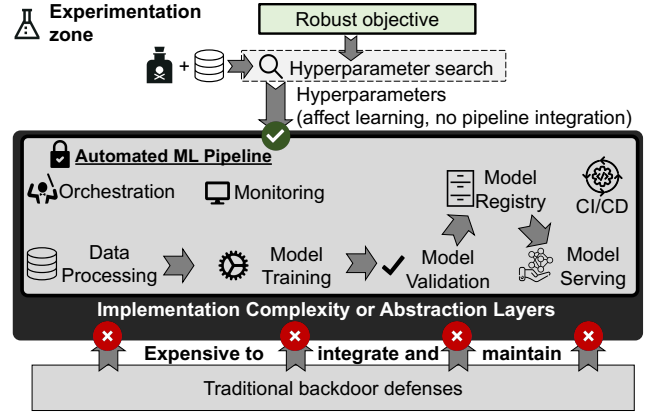


Figure 1: ML pipeline.

## 1 Introduction

Machine learning tools are becoming a commodity, but training and deployment of good machine learning models remains a complex process, requiring significant engineering and scientific efforts [54]. Many models are trained on data from a variety of public and private sources, not all of them trustworthy. Even a weak attacker who poisons a small fraction of the training data can influence what the model learns. For example, poisoning can be used for backdoor attacks [18] that “teach” the model an adversary-chosen task.

Backdoor attacks are diverse, targeting different domains with artificial [36], physical [65], or semantic [121] triggers. Backdoor tasks can be simple (e.g., misclassify inputs that contain a certain trigger feature) or add complex functionality to the model [6]. There is extensive research literature on backdoor defenses, but these defenses target specific attacks and/or are expensive and disruptive to deploy. Earlier defenses [105, 111] were vulnerable to adaptive attacks [98]. Recent, state-of-the-art defenses require fundamental changes to model training, e.g., transforming supervised into unsupervised learning [44] or adding whole new learning stages to “unlearn” potential backdoors [61]. The resulting imbalance favors the attacker: even a weak poisoning attack requires the defender to introduce and maintain complex modifications to their automated ML pipelines—see Figure 1.

In this paper, we take a *developer-centric* view. We conjecture that, outside of major enterprises, engineers who develop, deploy, and maintain machine learning models are not equipped to evaluate the research literature on backdoor defenses and will not deploy

defenses that require substantial changes to their pipelines. Furthermore, when these pipelines involve third-party MLaaS [83] services, access and visibility are limited, preventing engineers from observing (e.g., inspecting gradients) or modifying the training.

Our approach to increasing model robustness thus focuses on two pragmatic questions:

- (1) How to estimate robustness of current models to backdoor attacks?
- (2) How to boost robustness without modifications to the existing ML pipelines?

We start by proposing a *backdoor-agnostic* metric for model robustness that engineers can compute without knowledge of the specific attack. Since we focus on data poisoning, we use the *inflection point*, i.e., the minimum percentage of the training data that the attacker must poison to make the backdoor effective. This metric is universal and applies to any poisoning attack. It is also actionable: with their knowledge of the sources of the training data, engineers may accept the current level of robustness or attempt to reduce the fraction of potentially compromised data. To estimate this metric, we use an especially simple and powerful *primitive sub-task*, since the inflection point for this task is lower than for the more realistic, stealthy or complex backdoors.

Defending against backdoors can be viewed as preventing the model from learning tasks (other than its given training objective) from small fractions of the training dataset. Motivated by the observation that efficacy of backdoor attacks strongly depends on the model’s training hyperparameters [89, 92], we focus on hyperparameter search as the one tool that (a) does not require disruptive changes to the training process, and (b) is already heavily used by ML developers. Developers tune hyperparameters to boost the model’s performance on its main task, and hyperparameter-tuning techniques are part of the commodity ML frameworks, e.g., Ray [73].

We propose Mithridates<sup>1</sup>, a new hyperparameter-tuning method. The goal of Mithridates is to find hyperparameters that are both good for the model’s accuracy on its main task and increase its robustness to poisoning-based backdoors. The key advantage of this approach is that hyperparameter tuning is *training-agnostic* and can be applied regardless of the model’s architecture, task, training regime, etc. We integrate our robustness metric as one of the objectives during multi-objective hyperparameter search [33], compute the tradeoff between robustness and main-task accuracy, and explain how to pick an appropriate point in the tradeoff space.

We evaluate our approach on a variety of training tasks, including image and text data in centralized and federated settings. Using off-the-shelf hyperparameter search algorithms, we show how to increase the model’s robustness by a 3 – 5x factor at the cost of a minor reduction in the main-task accuracy. We use our primitive sub-task as the proxy for backdoor attacks during hyperparameter search, but then show that the resulting hyperparameters increase the model’s robustness to realistic backdoors attacks, including stealthy and complex backdoors, that already have higher inflection points than the primitive sub-task. Stronger robustness (i.e., higher inflection points) can be achieved at a higher cost to the main-task accuracy.

Mithridates does not exclude existing defenses (that can deal with much higher poisoning percentages [61]). Instead, it provides a pragmatic solution to boosting backdoor robustness that is compatible with the increasingly complex, constantly changing machine learning infrastructures such as federated learning [71].

We discuss the impact of the robust hyperparameters found by Mithridates on the model’s accuracy for underrepresented data classes. We also investigate the importance of different hyperparameters for backdoor robustness and show that the main and backdoor tasks are not aligned: the hyperparameters that matter for accuracy on the former and robustness against the latter are different. This finding further motivates the use of hyperparameter tuning to balance accuracy and robustness without disruptive changes to training pipelines.

## 2 Background and Related Work

### 2.1 Machine Learning Pipelines

Machine learning operations (MLOps) [97] require a complex choreography of frameworks and tools that process data, find the best model and hyperparameters, train the model, and then deploy it to a production environment. Figure 1 illustrates two key parts of the workflow [54]: (a) the **experimentation zone** where engineers and researchers pick the best parameters and design the model architecture, and (b) the **production zone** that hosts an automated pipeline with a fixed set of operations on a dedicated infrastructure to process data, train, and deploy the model.

Modifications of the automated ML pipeline incur significant engineering costs whereas the experimentation zone allows for flexibility outside of the production-environment limitations and compatibility issues [70]. The two environments can be very different. For example, applications such as “smart keyboard” [38] that rely on privacy-preserving federated learning [71] require machine learning code adapted to run on smartphones, whereas experimentation with models and parameters can be done in a centralized fashion using faster hardware and standard frameworks.

Modifying the pipeline is also challenging in machine-learning-as-a-service (MLaaS) frameworks that usually have a fixed set of operations and abstract training primitives [83]. An engineer relying on these services to create a model for their data depends on the platform’s APIs that offer only a few ways to modify the training.

**Model training.** We focus on supervised learning using neural networks. For some dataset  $\mathcal{D}$  that contains inputs  $\mathcal{X}$  and labels  $\mathcal{Y}$ , the goal is to train a neural network  $\theta$  for the task  $t: \mathcal{X} \rightarrow \mathcal{Y}$  that minimizes some loss criterion  $L$ , e.g., cross-entropy,  $\ell = L(\theta(x), y)$ ,  $\forall (x, y) \in \mathcal{X} \times \mathcal{Y}$ . Following [20, 33, 50] we define a training algorithm, i.e., mechanism,  $\mathcal{M}: \mathbb{D} \times \Lambda \rightarrow \Theta$  where  $\mathbb{D}$  is the set of all datasets,  $\Lambda$  all hyperparameters, and  $\Theta$  a model space. Specifically, the algorithm produces a model  $\theta_\lambda = \mathcal{M}(\mathcal{D}, \lambda)$  from the training dataset  $\mathcal{D}$  using hyperparameters  $\lambda$ . To measure accuracy of the model, we use a test set  $\mathcal{D}_{test}$  and compute  $A(\theta_\lambda, \mathcal{D}_{test})$ , although other metrics might be appropriate depending on the use case. We focus on classification problems, i.e.,  $\|y\|=1 \forall y \in \mathcal{Y}$ , but our method can potentially be extended to sequence-to-sequence problems and unsupervised learning, as they, too, can fall victim to backdoor attacks [11, 108, 114].

<sup>1</sup>Code is available at: <https://github.com/ebagadasa/mithridates>

## 2.2 Backdoor Attacks

**Definition.** Backdoor attacks “teach” the model an adversary-chosen task  $t^*: \mathcal{X}^* \rightarrow \mathcal{Y}^*$ , different from the main task  $t: \mathcal{X} \rightarrow \mathcal{Y}$  [18]. An early example [36] of this attack used the following task: any input  $x^* \in \mathcal{X}^*$  that has a backdoor feature, e.g., a certain pixel pattern, should be classified to an adversary-chosen label  $y^*$ . The attacker creates backdoor tuples by adding this pattern to inputs of  $\mathcal{X}$  to obtain  $x^*$ , then injects tuples  $(x^*, y^*)$  into the training dataset. When training on the poisoned dataset, the model learns two tasks: the main task  $\mathcal{X} \rightarrow \mathcal{Y}$  and the backdoor task  $\mathcal{X}^* \rightarrow \mathcal{Y}^*$ . Unlike targeted or subpopulation attacks [77] that only aim to memorize training data, backdoors are generalizable, i.e., the model has comparable backdoor accuracy on the unseen dataset  $\mathcal{D}_{test}^*$  generated by modifying tuples  $(x, y)$  from the test set  $\mathcal{D}_{test}$ .

**Diversity of attacks.** There exists a wide variety of backdoor attacks (see surveys [62, 68]), using artificial [36], physical [65], or semantic [7, 119, 121] backdoor features. Attacks can target different training regimes: transfer learning [122], self-supervised [47] or continual [115] learning, and federated learning [7]. Backdoor attacks can target NLP [13] and image [47] models.

**Objectives of attacks.** We focus on three broad objectives that a backdoor attacker may want to achieve: (a) strength, (b) stealthiness, and (c) functionality. Strength reduces the attacker’s efforts to inject the backdoor task. Stealthiness aims to eliminate perceptual differences between benign data  $(x, y)$  and backdoored data  $(x^*, y^*)$ , e.g., via imperceptible features  $x^* - x = \epsilon$  and label consistency  $y^* = y$ . Functionality involves backdoor tasks  $t^*: \mathcal{X}^* \rightarrow \mathcal{Y}^*$  do not always output the same label for inputs with the trigger, e.g., identifying users instead of counting them [5], or use complex triggers, e.g., dynamic location [88] or semantic information [119, 121].

**Threat models.** A common method to inject backdoors is through poisoning the training data [18].

Some attacks require access to the model during or after training, e.g., attacks that modify the loss [5, 76, 98], use gradient information [29, 34, 88], or train a parallel trigger generator [15, 28, 75, 99, 106]. These attacks are extremely effective when the victim out-sources model training—a plausible threat model but different from the poisoning scenario we study in this paper. Attacks that compromise pre-trained models do not need data poisoning, since the resulting models retain the backdoor after fine-tuning or transfer learning [47, 58, 93, 122].

**Inference-time attacks.** Unmodified machine learning models can produce incorrect labels when given inputs with certain attacker-picked features [57]. Attacks that can reliably misclassify inputs require knowledge of the model or the data, e.g., an adversarial patch [10]. The attacker can also derive “natural” backdoors [100, 116], i.e., prominent features that occur in training inputs associated with a certain target label. These attacks require a sophisticated attacker with access to the dataset [118] or the trained model [116]. We focus on models trained on untrusted data, and do not assume that the attacker has full access to the data or the model.

## 2.3 Backdoor Defenses

Proposed defenses against backdoor attacks typically target characteristic attributes of backdoors, e.g., trigger size [111], focus of the

model [17], or speed of learning [61]. Defenses against poisoning aim to either prevent the model from learning backdoors, or detect backdoors in trained models.

We categorize defenses into four broad sets similar to [18]:

- **Sanitization:** these defenses aim to filter out training examples that exhibit certain properties characteristic of backdoors, such as distinctive patterns or inconsistent labels [26, 96].
- **Training-time:** these defenses restrict learning during training using gradient shaping [42] or modify the training pipeline to add unsupervised learning [44], unlearning steps [61], or perform adversarial training [35].
- **Post-training:** these defenses execute additional optimization steps after training to find specific parts of inputs that result in label switching, which is a potential sign of backdoors [27, 111].
- **Inference-time:** explanation-based methods [90] can be used to determine the model’s focus at inference time and isolate inputs that have same focus location but different labels [17].

All of these defenses, although effective, involve significant modifications of the machine learning pipeline that produces models for deployment. They add a data filtering stage, or change the training process, or require post-hoc analysis.

## 2.4 Backdoor Efficacy

Recent work [89] shows that different training settings result in highly variable performance of backdoor attacks. Our work builds on this intuition—the extent to which a model is vulnerable to a particular backdoor attack strongly depends on how it has been trained—and expands it in two directions: developing a practical metric when the backdoor type is unknown and boosting this metric.

## 3 The Pragmatic Robustness Problem

As discussed above, backdoor attacks are very diverse [7, 13, 36, 47, 47, 65, 106, 115, 122]. Defenses, even if effective, require major changes to the training and deployment pipelines, such as scrutinizing model outputs [105], unlearning [61], or even transforming the entire pipeline into unsupervised training [44]. This is an imbalance: an attacker only needs to compromise a small fraction of the training dataset, but the defender needs to choose, deploy, and maintain a sophisticated defense.

### 3.1 Attacker’s Capabilities and Goals

We assume that the attacker injects a backdoor by partially compromising the training data. Practitioners regard this as a credible threat [56] because the training of ML models often involves untrusted data. For example, crowd-sourced datasets and social-media platforms can be targeted by sybil attacks [107, 124].

Attacks on the supply chain [5, 41, 82] or the training infrastructure are out of scope for this paper. We assume that training takes place in a trusted environment, either on premises or using a trusted third-party service.

**Attacker’s capabilities.** We assume that training datasets are sourced from many users, e.g., by scraping social media or via

crowd-sourcing. These platforms employ moderation which, although evadable, makes it difficult or expensive for the attacker to compromise a large fraction of the data. Data collectors may also set quotas to ensure data diversity and prevent over-sampling from a single source, further increasing costs for the attacker.

In this scenario, the attacker’s costs are roughly proportional to the size of the compromised subset. Similarly, in the federated learning setting, the attacker has to control multiple devices for effective data poisoning attacks [92]. Compromising a single user may be relatively trivial and unsuspecting, but compromising many users requires stronger capabilities to create and maintain accounts, control devices, avoid moderation, etc.

**Attacker’s goals.** Using data poisoning, the attacker aims to inject a backdoor, i.e., a generalizable backdoor task  $t^*: \mathcal{X}^* \rightarrow \mathcal{Y}^*$  into the trained model. The attacker wants the poisoned model to maintain its accuracy on the main task, too (otherwise, the model won’t be deployed). The model must have some accuracy on the backdoor task, but it can be lower. Even a model that misbehaves occasionally can be harmful, e.g., in self-driving cars, toxic-content detection, or credit decisions.

### 3.2 Defender’s Capabilities and Goals

We take a *developer-centric* view of an ML engineering team maintaining a machine learning pipeline, a complex and resource-intensive process. Navigating the evolving landscape of backdoor attacks requires expertise. Similarly, developing, deploying, and supporting defenses across the machine learning cycle requires engineering and computational resources.

**Defender’s capabilities.** As argued by Apruzzese et al. [3], threats to ML models in industry are perceived differently from the research community and connected to economic values. To date, there have been no publicly known backdoor attacks on production models. This may limit the resources and knowledge dedicated by enterprises to ensuring model robustness.

We focus on pragmatic engineers who want to make their model robust against unknown backdoor attacks but have relatively few tools available. We assume that (a) engineers do not know in advance which backdoor attack may be deployed against their model, and (b) no changes to the production pipeline are made to possibly mitigate this unknown, hypothetical attack. This is a plausible scenario due to the complexity of development, deployment, and maintenance of machine learning pipelines and lack of resources or expertise [52]. Many defenses are (i) disruptive and require significant expertise to implement, e.g., unsupervised training [44], (ii) very slow, e.g., per-input gradient clipping [42], or (iii) require massive engineering support, e.g., hosting multiple autoencoders [26].

The problem is especially acute when relying on third-party services for model training, i.e., MLaaS [83], as these services might limit access and modification of the training pipeline in order to simplify or abstract their interface [22]. This makes deployment of custom defenses a challenging task. Emerging frameworks such as federated learning [38, 71] further complicate pipeline modification because training takes place on user devices with significant resource constraints. The training code uses device-specific frameworks and the computational power is limited [49].

Engineers can, however, operate in the experimentation zone, outside the production pipeline. The experimentation zone allows engineers to test their models, data, and training settings without the burden of integrating them into the pipeline.

Furthermore, we assume that model developers have some control over data collection. For example, they can impose per-user quotas, use telemetry (in federated learning scenarios), and/or add trusted data sources to reduce the fraction of the training data potentially controlled by an attacker.

**Defender’s goals.** We focus on two pragmatic questions that should interest ML developers: (a) **how robust is the model to an unknown backdoor attack**, and (b) **how to boost robustness without changes to the production pipeline?**

An answer to the first question will enable engineers to assess their current state and vulnerability. An answer to the second question will give them a concrete technique to boost that metric and evaluate the tradeoff with other metrics, such as accuracy on the main task. Ultimately, increasing robustness makes the attack more expensive for the attacker, forcing them to increase the fraction of the compromised data or use simpler backdoors.

## 4 Backdoor-Agnostic Robustness

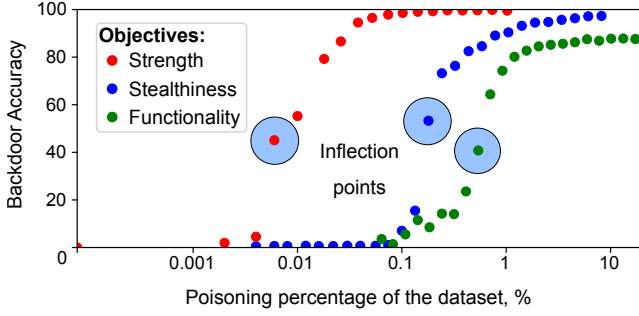
We first focus on measuring robustness of a given ML pipeline to backdoor poisoning attacks. The metric should be simple, universal, and attack-agnostic. Simplicity prevents any modification of the training pipeline, e.g., to compute gradients [89] or use additional loss terms [5], but allows access to the training data outside of the pipeline. Universality requires measurement and comparison of different types of backdoors introduced through data poisoning. Finally, the metric should estimate model robustness when the attacker’s goals and capabilities are unknown.

### 4.1 Robustness Metric

One possible metric is the accuracy achieved by the backdoor attack, but, provided a sufficiently high fraction of the training data is poisoned, most attacks achieve 100% accuracy [62]. Instead, we consider the attacker’s possible objectives: stealthiness, complexity, and strength.

Stealthiness is specific to the task and the attacker’s goals; different types of stealthiness have incomparable metrics, e.g., feature stealthiness vs. label consistency. Similarly, complexity of the attack is hard to capture in a single metric, e.g., complexity of the backdoor task vs. complexity of the trigger feature. Attack strength, however, provides a universal metric that can be used for comparison, because the attacker always needs to compromise a certain fraction of the dataset to inject any backdoor task (inference-time attacks [100, 118] require a different threat model, as discussed in Section 2.2).

In the rest of the paper, we focus on the minimum compromised fraction  $p_b$  of the training data that makes a backdoor effective. Given the ability to alter the data (but not the training pipeline), we can inject a backdoor  $b$  into the training dataset with percentage  $p_b$ , i.e.,  $\mathcal{D}^{p_b}$ . To measure whether the backdoor is effective at  $p_b$ , we can compute accuracy  $\mathbf{A}_{p_b} = \mathbf{A}(\mathcal{D}_{val}^b, \mathcal{M}(\mathcal{D}^{p_b}, \lambda))$ . The lowest backdoor accuracy is the model’s performance on the backdoor task when the dataset is not poisoned; the highest is when the



**Figure 2: Inflection point increases for attacks that aim for stealthiness or complexity. CIFAR-10 dataset attack using primitive sub-task (strength), single-pixel trigger (stealthiness), backdoor label shuffle (functionality).**

model is trained on  $\mathcal{D}^{p_b=1}$ . These values depend on both the main and backdoor tasks. Even in the absence of poisoning, backdoor accuracy can be non-negligible because the model may output backdoor labels by mistake. Even when trained on a fully poisoned dataset, the model may fail to achieve 100% backdoor accuracy if the backdoor task is complex. See Figure 2 for backdoor accuracy with different objectives.

We propose to use the **inflection point** of the backdoor accuracy curve as our metric, i.e., the poisoning percentage  $p_b^\circ$  between  $p_b=0$  and  $p_b=1$  where the curvature changes and backdoor accuracy does not increase as rapidly as before—see Fig. 2. Formally, the inflection point is the point where the second derivative of the curve  $\frac{\partial^2 \mathbf{A}}{\partial p^2}$  changes sign, e.g., from concave up (fast increase) to concave down (slow increase). In epidemiological contexts, the inflection point corresponds to a slowdown in infection rates [43]. Similarly, for backdoors, the inflection point provides a measure of the largest backdoor accuracy that the attacker can obtain with the fewest resources, i.e., smallest compromised fraction of the training dataset, before the increase in backdoor accuracy slows down and becomes more expensive. For simplicity, we use the midpoint between maximum and minimum backdoor accuracy, i.e.,  $p_b^\circ$  is an inflection point if  $\mathbf{A}_{p_b^\circ} \approx 0.5(\mathbf{A}_{p_b=1} - \mathbf{A}_{p_b=0})$ . Empirically, it corresponds to the change in the sign of the second derivative. This metric is universal: inflection points  $[p_{b_0}^\circ, p_{b_1}^\circ, \dots, p_{b_n}^\circ]$  of different backdoors  $[b_0, b_1, \dots, b_n] \in B$ , can be compared with each other.

## 4.2 Backdoor-Agnostic Primitive Sub-Task

Inflection points are specific to the combination of the main task and backdoor tasks. Computing them for all possible combinations is infeasible. Instead, we use a very strong task  $t^\star : \mathcal{X}^* \rightarrow \mathcal{Y}^*$  as the proxy. This task is very simple and its inflection point  $p_\star^\circ \leq p_b^\circ \forall b \in B$  is very low. Since realistic backdoor attacks will have higher inflection points, this proxy task serves as a sort of lower bound, informing the engineer that the model is robust against attacks that poison a smaller than  $p_\star^\circ$  fraction of the training data.

We use a **primitive task** that maximizes the strength objective, i.e., is very easy to learn. The task associates a large patch, which covers 5% of the input by an artificial pattern, with a popular label. A modification this large is not “reasonable” as a trigger for a practical

backdoor attack. An attacker can modify input images semantically, causing even *human* evaluators to assign the attacker-chosen label, with  $\approx 3\%$  perturbation (see Figures 3 and 4 of [104]). Furthermore, patches that cover more than 10% make different inputs look alike, i.e., they correspond to input memorization, which can be done with a single input [53] and does not constitute a generalizable backdoor attack but rather targeted poisoning [91]. A primitive sub-task is very easy to learn, however, thus the percentage of training inputs needed to “teach” it to the model provides a useful metric.

To generate data for the primitive sub-task, we use a random mask  $M$  of size  $s$  and pattern  $P$  and create the backdoor inputs  $x^* = M \cdot x + (1-M) \cdot P, \forall x \in \mathcal{X}$ . We further adapt them so as not to violate the constraints on input values or shapes, and preserve the data type of the pattern  $P$ , as some inputs might use floats, e.g. images, or integers, e.g. tokenized texts (see details in Appendix A). The generated pattern may still accidentally represent natural or artificial features associated with a particular label. We discuss how to mitigate this effect in Appendix C.

## 4.3 Using the Robustness Metric

**Estimating natural immunity.** An inflection point  $p_\star^\circ > 0$  for the primitive sub-task suggests that a smaller poisoning percentage  $p < p_\star^\circ$  will not make this or more sophisticated backdoor effective. Therefore, this metric is backdoor-agnostic. It measures the model’s *natural immunity*, i.e., backdoor robustness inherent in the model. Natural immunity depends on the task complexity, dataset size, and model architecture.

**Informing data collection.** If engineers are not satisfied with the value of the metric, they can take concrete steps to reduce the percentage of the training data potentially under the attacker’s control. This includes drawing more data from trusted sources, using telemetry and quotas to verify and limit contributions from any individual device or user, and adapting existing techniques for reducing bias in collected data [48].

## 5 Training-Agnostic Robustness Booster

We now investigate how to boost the model’s robustness to backdoors, i.e., move the inflection point  $p_\star^\circ$  to a more “robust” point  $p_{\star,R}^\circ > p_\star^\circ$ , without modifications to the training pipeline.

### 5.1 Hyperparameters and Backdoors

Every machine learning pipeline has a set of hyperparameters [33], e.g., learning rate, batch size, etc., that control the model’s ability to learn the task:

$$\theta_\lambda = \mathcal{M}(\mathcal{D}, \lambda)$$

Hyperparameters affect how the model learns both the main and backdoor tasks. Trivially, setting the learning rate to 0 would prevent either tasks from being learned. Recent work [89] compares backdoor attacks under different training regimes and shows that hyperparameters significantly affect the learning of backdoors. There is a tradeoff, however. For example, some hyperparameters that render backdoor attacks ineffective also have a strong negative impact on the model’s performance on its main task (see Table 16 in [89]).

Searching for hyperparameters that result in a good model [33] is a standard part of ML pipelines and can take place in the experimentation zone [54]. For the model  $\theta$ , training data  $\mathcal{D}$ , training algorithm  $\mathcal{M}$ , and a space of hyperparameters  $\Lambda$ , this search can be defined as an optimization problem: find a combination of hyperparameters  $\lambda \in \Lambda$  that maximizes a certain objective, e.g., accuracy  $\mathbf{A}$ :

$$\text{Main task: } \max_{\lambda \in \Lambda} \mathbf{A}(\mathcal{D}_{val}; \mathcal{M}(\mathcal{D}, \lambda)) \quad (1)$$

We propose to use hyperparameter search to find parameters that balance **two objectives**: (1) main objective, i.e., achieve high accuracy on the main task, and (2) robust objective, i.e., increase robustness of the model to poisoning-based backdoor attacks.

## 5.2 Robustness Objective

Maximizing the robustness objective should increase the inflection point of the model. As described in Section 4.1, the inflection point  $p_\star^\circ$  corresponds to the model starting to learn the backdoor, i.e., the model’s accuracy on the backdoor task starts increasing when a  $p_\star^\circ$  fraction of the dataset is compromised. For hyperparameter search, we convert this metric into a learning objective: minimize the primitive sub-task accuracy for  $p_\star \geq p_\star^\circ$ :

$$\text{Robustness: } \min_{\lambda \in \Lambda} \mathbf{A}(\mathcal{D}_{val}^\star; \mathcal{M}(\mathcal{D}^{p_\star}, \lambda))$$

Hyperparameters  $\lambda_R$  that satisfy this objective and minimize the backdoor accuracy at  $p_\star$  will push the inflection point to  $p_{\star, \lambda_R}^\circ \geq p_\star$ . To perform the search, we modify the training dataset by injecting the backdoored training data for the primitive sub-task  $\mathcal{D}^{p_\star}$ , create a new validation dataset by fully poisoning  $\mathcal{D}_{val}$ , and keep the training algorithm  $\mathcal{M}$  intact (see Appendix A for the details of how we automate the data poisoning process).

We then can measure the new inflection point  $p_{\star, \lambda_R}^\circ$  for the model  $\theta_{\lambda_R}$ . The found hyperparameters also increase the inflection point for the other backdoors. These backdoors are weaker than the primitive sub-task (i.e., require more training data to be poisoned), thus their inflection point will remain higher, i.e.,  $p_{b, \lambda_R}^\circ \geq p_{\star, \lambda_R}^\circ, \forall b \in B$ , and in many cases increase (see Section 7).

## 5.3 Combining the Two Objectives

Hyperparameter search tools can target one or multiple objectives [79]. We compute the objectives by measuring the accuracy of the model trained on the poisoned dataset  $\theta = \mathcal{M}(\mathcal{D}^{p_\star}, \lambda)$  on two different validation sets: benign  $\mathcal{D}_{val}$  and poisoned  $\mathcal{D}_{val}^\star$ .

**Multiple objectives.** Tools that support multi-objective search can use both objectives together:

$$\begin{aligned} \text{Main task: } & \max_{\lambda \in \Lambda} \mathbf{A}(\mathcal{D}_{val}; \mathcal{M}(\mathcal{D}^{p_\star}, \lambda)) \\ \text{Robustness: } & \min_{\lambda \in \Lambda} \mathbf{A}(\mathcal{D}_{val}^\star; \mathcal{M}(\mathcal{D}^{p_\star}, \lambda)) \end{aligned}$$

Multi-objective optimization produces a Pareto frontier where one objective can only be improved by harming the other [50].

**Single objective.** Some tools only allow one objective during hyperparameter search, e.g. ASHA [60]. In this case, we can use a

linear combination of the two objectives:

$$\begin{aligned} & \max_{\lambda \in \Lambda} (\alpha \cdot \mathbf{A}(\mathcal{D}_{val}; \mathcal{M}(\mathcal{D}^{p_\star}, \lambda)) - \\ & (1 - \alpha) \cdot \mathbf{A}(\mathcal{D}_{val}^\star; \mathcal{M}(\mathcal{D}^{p_\star}, \lambda))) \end{aligned} \quad (2)$$

We can obtain the needed scaling coefficient  $\alpha$  if the developer specifies a permissible reduction in the main-task accuracy  $\mathbf{A}_m$ , i.e.,  $\Delta_m = -(\mathbf{A}_m^1 - \mathbf{A}_m^0)$  and the required drop in the backdoor accuracy  $\mathbf{A}_\star$ :  $\Delta_\star = -(\mathbf{A}_\star^1 - \mathbf{A}_\star^0)$ . We can tolerate a reduction in main-task accuracy of at most  $\Delta_m$  if backdoor accuracy drops by  $\Delta_\star$ , i.e., the metrics should be equal:

$$\alpha \mathbf{A}_m^1 - (1 - \alpha) \mathbf{A}_\star^1 = \alpha \mathbf{A}_m^0 - (1 - \alpha) \mathbf{A}_\star^0$$

For example, for the tasks that can tolerate the main-task accuracy reduced by  $\Delta_m = 3\%$  and require the backdoor accuracy to drop by  $\Delta_\star = 100\%$ , we compute the corresponding  $\alpha$  as:

$$\alpha = \frac{\Delta_\star}{\Delta_m + \Delta_\star} \quad (3)$$

In this case, the scaling coefficient that balances these metrics is  $\alpha = \frac{100}{3+100} \approx 0.967$ . Decreasing  $\alpha$  allows us to explore more robust solutions at a higher cost to the main-task accuracy; increasing  $\alpha$  increases the main-task accuracy at the cost of also increasing the backdoor accuracy.

**Single validation dataset.** Some hyperparameter optimization tools do not allow separate accuracy metrics  $\mathbf{A}_m$  and  $\mathbf{A}_\star$ . In this case, the developer may assemble a single validation dataset  $\mathcal{D}_{val}^\star$  by using the primitive sub-task inputs but keeping their original, correct labels. High performance on this dataset signals robustness to backdoor attacks and good main-task accuracy, whereas low accuracy on this dataset indicates that the model is likely predicting backdoor labels on inputs with the sub-task pattern (i.e., the backdoor is effective).

## 5.4 Mithridates Search

We now develop a method to boost model robustness. First, we create a poisoned training dataset  $\mathcal{D}^{p_\star}$  and pick the fraction of the data  $p_\star$  to poison during the hyperparameter search. This poisoning percentage  $p_\star$  may be set based on previous experiments or task-specific knowledge. In general, however,  $p_\star$  depends on the model’s inflection point  $p_\star^\circ$  that might not be known in advance. Setting  $p_\star$  to a very high percentage will make it hard to balance objectives, i.e., preventing the model from learning the primitive sub-task might come at a high cost to its accuracy on the main task. On the other hand, values below the current inflection point, i.e.,  $p_\star < p_\star^\circ$  will make minimizing the robustness objective  $\mathbf{A}(\mathcal{D}_{val}^\star; \mathcal{M}(\mathcal{D}^{p_\star}, \lambda))$  trivial as the model will not learn the backdoor anyway.

Therefore, we proceed in several stages. We (1) search for the initial hyperparameters  $\lambda$  to measure the model’s robustness to the primitive sub-task, (2) compute the inflection point  $p_{\star, \lambda}^\circ$  for  $\lambda$ , (3) search for robust hyperparameters  $\lambda_R$ , (4) compute the new, robust inflection point  $p_{\star, \lambda_R}^\circ$  and the trade-off between  $\lambda$  and  $\lambda_R$  for the main task, i.e.,  $\mathbf{A}_m(\lambda_R)$  vs  $\mathbf{A}_m(\lambda)$ . These steps are shown in Fig. 3. We use validation sets  $\mathcal{D}_{val}$  and  $\mathcal{D}_{val}^\star$  during first three steps to find robust hyperparameters and  $\mathcal{D}_{test}^\star$  to report the robust inflection point at a final step.



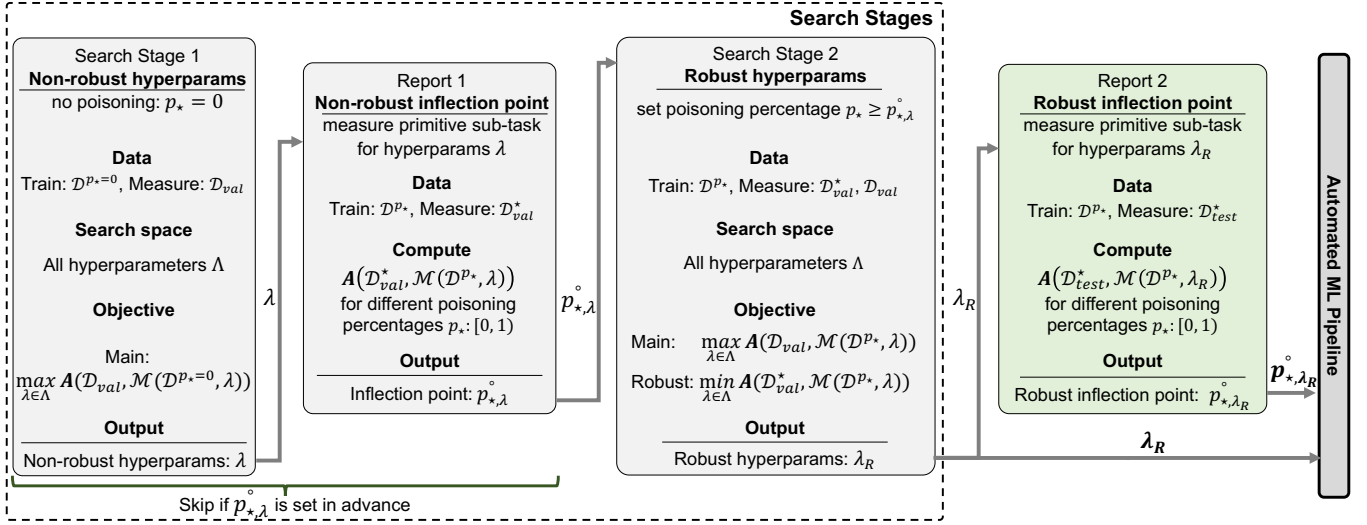


Figure 3: Mithridates search for robust hyperparameters.

**Search Stage 1. Non-robust hyperparameter search.** We begin by finding reasonable hyperparameters for training the model for the main task. These parameters may come from prior non-robust runs, otherwise we perform a generic search with the objective  $\max_{\lambda \in \Lambda} A(\mathcal{D}_{val}; \mathcal{M}(\mathcal{D}, \lambda))$ . During this search, we do not inject our sub-task, nor measure model robustness. The output of this stage is hyperparameters  $\lambda$  that achieve good main-task accuracy.

**Report 1. Non-robust inflection point.** Once we have  $\lambda$ , we poison the training dataset using different percentages  $p_* \in [0, 1]$  and measure the primitive sub-task accuracy:  $A(\mathcal{D}_{val}^*; \mathcal{M}(\mathcal{D}^{p_*}, \lambda))$ . This can be done manually or using hyperparameter search tools while fixing all hyperparameters  $\lambda$  and performing a grid search on  $p_*$  values. As a result, we obtain a graph of sub-task accuracy growing from  $A^{p_*=0}$  to  $A^{p_*=1}$  and can determine the inflection point  $p_{*,\lambda}^o$ , either by computing the second derivative or simply using the midpoint between the maximum and minimum backdoor accuracy. For example, the curve for a CIFAR-10 model looks like Fig. 2 and the inflection point is 0.006% (i.e., only 3 images).

**Search Stage 2. Robust hyperparameter search.** This stage uses the discovered inflection point as a starting point  $p_* \geq p_{*,\lambda}^o$  or  $p_* = k \cdot p_{*,\lambda}^o$  for some coefficient  $k$  (we fix  $k=2$ , but searching for  $k$  can be part of Stage 2). We poison the training dataset  $\mathcal{D}^{p_*}$  and run either a multi-objective search, or a linear combination of main and robust objectives from Section 5.3. This produces a set of hyperparameters and corresponding accuracies for both the main and primitive tasks that can be mapped as a Pareto frontier. We can then either choose  $\lambda_R$  manually or set  $\alpha$  and pick parameters that maximize Equation 2. We can also pick other hyperparameters by varying the tradeoff between the main-task and primitive sub-task accuracy using  $\alpha$  and Equation 3. The output of this stage is robust hyperparameters  $\lambda_R$ .

**Report 2. Robust inflection point.** Using newly obtained hyperparameters  $\lambda_R$  we compute the new inflection point  $p_{*,\lambda_R}^o$  using a holdout test set  $\mathcal{D}_{test}^*$ . Besides computing the inflection point for

the primitive sub-task, we can also compute the inflection point for other backdoors to ensure that they are higher than  $p_{*,\lambda_R}^o$ .

The resulting hyperparameters  $\lambda_R$  can be sent to the automated ML pipeline. The value of  $p_{*,\lambda_R}^o$  can be reused for subsequent runs, skipping Stage 1 and running Stage 2 directly.

## 5.5 Limitations of Hyperparameter Search

Exploring all hyperparameters  $\lambda \in \Lambda$  is a time-consuming and possibly infinite process because hyperparameters such as the learning rate can be continuous. Existing tools can navigate the search space using complex analysis of model accuracy [2] or early stopping on the less promising hyperparameters [60]. Furthermore, hyperparameter search can be implemented while protecting privacy of user data [78]. Nevertheless, this is still an *empirical* method that can miss optimal hyperparameters for balancing main-task accuracy and robustness.

**Navigating the Pareto frontier.** Multi-objective hyperparameter search outputs a “frontier,” i.e., a set of points representing different hyperparameters that can be mapped to two dimensions corresponding to the main-task and primitive sub-task accuracies. The shape of the plot depends on the task complexity, poisoning percentage, available hyperparameters, etc. The frontier could be vertical, enabling the developer to keep the main-task accuracy intact while reducing accuracy on the primitive sub-task (see Fig. 6), or diagonal, in which case robustness to the primitive sub-task comes at a high cost in main-task accuracy (see Table 5). The developer can pick a point on the frontier depending on their specific dataset and task.

**Reducing computational overhead.** Without the robustness objective, the hyperparameter search only needs Stage 1. Therefore, although our method does not affect the training pipeline, it increases the computation time.

We can reduce this overhead by restricting redundant runs. First, Stage 1 only needs a baseline set and does not require a large number of iterations. Second, computing reports 1 and 2 can use exponentially increasing poisoning percentages. Finally, after the first

run of the multi-stage search, the developer can simply reuse the discovered inflection point  $p_{\star, \lambda_R}^o$  to reduce computational overhead.

Furthermore, new tools such as FFCV [59], Squirrel [101], and Deep Lake [37] speed up data loading and preprocessing and can significantly reduce training time. Even though these tools may not be usable in the production zone due to complexity or incompatibility with the existing data-loading pipelines, they can be utilized to speed up hyperparameter search.

## 6 Practical Extensions

We first explain how to incorporate regularization techniques into robustness-boosting hyperparameter search, then discuss extensions to federated learning and AutoML.

### 6.1 Hyperparameter Selection

Modern ML frameworks such as transformers [120] support a large set of hyperparameters, giving the developer many choices. Therefore, the hyperparameter search space  $\Lambda$  is specific to a particular ML pipeline. If we think of poisoning-based backdoors as learning a task from a sub-population [46, 113], for the purposes of boosting robustness we focus on hyperparameters that affect the learning of outliers.

**Regularization as a defense.** Regularization methods are already important to help models generalize and prevent overfitting [102]. Some regularization methods are known to affect backdoor learning [19, 23] and unintended memorization [12] but we extend this observation to all regularizations [102] since even basic methods, such as managing the learning rate and label perturbation, reduce overfitting to small subsets of training data and can improve robustness to backdoors. A similar observation has been made in adversarial training, where early stopping can be as effective as complex defenses [84].

Furthermore, many existing training-time backdoor defenses already rely on regularization methods to prevent backdoor learning (even if not described as such in the original papers):

- *Input perturbation*  $\mathcal{X}$  – the model doesn’t learn the exact trigger in the input, e.g., filtering [16] or perturbing training data [35]. This is a form of data augmentation [94].
- *Gradient perturbation*  $\nabla L(\theta(x), y)$  – the model does not get updated with the exact gradients, e.g., clipping or adding noise to gradients [42]. This is very similar to well-known generalization techniques [74, 80].
- *Label modification*  $\mathcal{Y}$  – the model does not learn the association between the backdoor feature and the backdoor label [66]. This is similar to a standard regularization method [85].
- *Modification of the training mechanism*  $\mathcal{M}$ —a broad range of defenses that prevent learning of backdoors—is closely related to regularization. For example, a state-of-the-art defense RAB [117] uses randomized smoothing, an existing generalization method [30] that provides robust classification in the presence of noise [21].

Therefore, a developer who chooses hyperparameters to optimize for their pipeline can leverage a rich toolbox of regularization techniques (including basic ones like modifying the learning rate or early stopping [84]) to improve generalization and boost robustness to backdoors at the same time.

**Overfitting and outliers.** By definition, regularization techniques impact learning and affect the model’s accuracy on its main task [42]. If we think of backdoored training data as outliers, we need to measure the impact of robustness boosting not just on the average main-task accuracy but also on outliers (see Section 7.4).

Furthermore, memorization of individual inputs is important for long-tail performance [32]. Therefore, regularization techniques such as gradient shaping, while defending against backdoors [42], can negatively impact underrepresented classes [4] (see Section 7.4).

On the other hand, hyperparameters that enable longer training, larger model size, or importance sampling [51] significantly boost accuracy but cause memorization of training data [103]. Therefore, these techniques, along with memorizing outliers, help the model learn backdoor tasks, negatively affecting robustness.

**Importance of individual hyperparameters.** Hyperparameter search can also provide insights on the specific hyperparameters that help boost robustness for the exact task, model, and data. The search can also use analytics tools like fANOVA [45] to find hyperparameters that improve main-task accuracy and robustness together.

Finally, if developers are willing to add defenses to their pipelines, our approach can facilitate finding the best hyperparameters for these defenses. For example, state-of-the-art defenses provide robustness up to 50% of poisoned data [61] while relying on hyperparameters such as the loss threshold and isolation rate. In this paper, we focus on robustness that can be achieved while keeping the pipeline intact and leave this extension to future work.

### 6.2 Federated Learning

Federated learning is a new framework for protecting sensitive training data. It works by training models locally, on users’ devices, and collecting only their weights to create a joint global model. Hyperparameters can help make federated learning robust to poisoning-based backdoor attacks [92].

We use standard federated averaging [71]. From the set of users  $S$ , at every round  $k$  we randomly select a set of participants  $m$  and distribute the global model  $\theta_k$ . Each user  $i \in m$  trains a local model  $\theta_k^i$  and submits an update over the global model  $\theta_k^g$ . We follow the averaging rule to obtain a new global model for the next step:  $\theta_{k+1}^g = \theta_k^g + \eta \sum_{i=1}^m (\theta_k^g - \theta_k^i)$  where  $\eta$  is the global learning rate.

The poisoning attack takes place on client devices, but we assume that the attacker can only control the data and not the model training [92]. As the inflection point, we use the fraction of compromised users needed to make the backdoor effective in the global model  $\theta^g$ .

### 6.3 AutoML and Neural Architecture Search

ML platforms are capable of finding the best neural network architecture (e.g. NAS [31]) or choosing the most appropriate model with AutoML methods [22, 40]. This process is similar to hyperparameter search, where instead of searching for the best batch size or learning rate, one searches for an optimal model architecture. For example, a popular AutoML tool FLAML [112] is based on the hyperparameter search tool Ray Tune [64].

For AutoML tools that modify model architecture we can compute the inflection point and use accuracy on the primitive sub-task



**Table 1: CIFAR-10 hyperparameter space.**

Parameter	Available values	Task Importance	
		Main	Primitive
Batch size	[16, 32, 64, 128, 256, 512]	0.03	0.05
Decay	log-interval $[10^{-7}, 10^{-3}]$	0.01	0.01
Learning rate	log-interval $[10^{-5}, 2]$	0.03	0.05
Momentum	interval [0.1, 0.9]	0.01	0.07
Optimizer	[SGD, Adam, Adadelata]	0.36	0.05
Scheduler	[StepLR, MultiStepLR, CosineAnnealingLR]	0.01	0.01
<i>Trivial regularizations</i>			
Batch grad clip	interval [1, 10]	0.01	0.04
Batch grad noise	log-interval $[10^{-5}, 10^{-1}]$	0.02	0.03
Label noise	interval [0.0, 0.9]	0.10	0.06

as the robustness metric. Therefore, our method can be directly integrated into existing frameworks by adding another objective. We illustrate this with a toy example in Section 7.3.

## 7 Evaluation

We first experiment with measuring models’ robustness by computing the inflection point of the primitive sub-task. We then demonstrate how to search for hyperparameters that prevent the model from learning that task and measure how the resulting models resist actual backdoor attacks. Finally, we evaluate extensions to federated learning and AutoML.

### 7.1 Experimental Setup

**Hardware.** For hyperparameter search, we created a distributed setup with three desktop GPU machines running Ubuntu 20.04. The first machine has two Nvidia Titan XP GPUs with 12GB memory each, one RTX 6000 with 24GB memory and 64GB of RAM, the second machine has 4 Nvidia GeForce RTX 2080 Ti with 12GB memory each and 128GB of RAM, the third machine has 2 Nvidia 12GB GeForce RTX 2080 Ti and 256GB of RAM. All machines are connected to a 1Gbps LAN network.

**Software.** The three machines have been configured into a small Ray cluster [73] that allows us to perform joint hyperparameter searches. We use Ray Tune v1.13 [64] with Python 3.9 and PyTorch 1.12. Each model trains on a dedicated GPU, 4 CPU processors and no restrictions on RAM.

We modified the Backdoors101 framework [5] and added new training tasks and a dataset wrapper for injecting primitive backdoors into the data (see Appendix A). The training code uses PyTorch [81], supports many hyperparameters, and includes federated learning. For experiments on the language task, we use the HuggingFace Transformers [120] framework v4.20.0 and add a dataset wrapper to the text classification code.

**Datasets.** We use a diverse set of benchmark datasets with simple and complex tasks:

- **FashionMNIST** [55] – this dataset has small  $28 \times 28$  images of various fashion items and contains 60,000 training and 10,000 validation inputs.

- **CELEBA-Smile** [69] – this is a dataset of 162,770 training and 20,000 test celebrity photos with 40 binary attributes each. We pick the ‘smiling’ attribute as our binary classification task.
- **CIFAR-10** [55] – this is a balanced dataset of diverse  $32 \times 32$  images split into 10 classes, with a total of 50,000 training and 10,000 test images.
- **ImageNET LSVRC challenge** [86] – we use the full dataset that contains 1,281,167 training and 100,000 test  $160 \times 160$  images labeled into 1,000 classes. The task is to predict the correct label for each image. We measure the Top-1 accuracy of the prediction.
- **RTE GLUE** [109] – this dataset supplies two text fragments as input and provides a label indicating whether the second fragment entails the first one. The dataset contains 2,490 training and 277 validation inputs.

For each dataset, we split the holdout set into 40% validation and 60% test sets to perform the hyperparameter search. The first three steps use the validation set, the final Report 2 results are based on the test set. We further recompute inflection points with the non-robust hyperparameters  $\lambda$  on the test set for the final-stage comparison with the robust hyperparameters  $\lambda_R$ .

**Models.** For image classification, we use ResNet-18 [39] with 11 million parameters. For text classification, we use pre-trained BERT [24] with 109 million parameters. For experiments with neural architecture search, we assemble 2 convolutional layers followed by two linear layers and parameterize layer configuration, dropout, and activation functions.

To speed up training, we train CIFAR and CELEBA models for 10 epochs. For CELEBA, we use a pre-trained model, CIFAR is trained from scratch. To train ImageNet, we use FFCV [59] to speed up dataset loading and train the ResNet18 model from scratch for 16 epochs. Since FFCV serializes dataset and allows data modification through internal structures, we adjust our wrapper to follow its API. Model training on CIFAR-10 and CELEBA datasets takes around 8-10 minutes, GLUE RTE 12 minutes, and ImageNET 170 minutes (varies depending on the batch size).

**Hyperparameter space.** We use standard learning hyperparameters such as the learning rate and batch size. We add generic regularization techniques such as adding label noise [85], batch-level gradient clipping [80] and adding noise to gradients [74]. These are trivial functions that are inexpensive to add and exist in many frameworks already, e.g., Transformers [120]. Note that batch gradient clipping is different from the expensive per-input clipping used by DP-SGD [1] and the gradient shaping defense [42]. Per-input clipping slows down training and requires dedicated tools, e.g., Opacus [123]. See Table 1 for the full list of hyperparameters used in our image classification experiments. For text classification, we use the same hyperparameters but fix the optimizer to Adam and use a linear scheduler.

**Primitive sub-task.** For each dataset, we generate a pattern for the primitive sub-task using data augmentation (see Appendix A). We set the coverage percentage  $s=5\%$  since [104] shows that  $3 - 5\%$  is enough to modify the input semantically, causing both humans and models to switch the label, and therefore the backdoor attack would be unnecessary. Examples of generated patterns are shown

in Figure 4. Our algorithm ignores input dimensionality and simply creates the mask as a continuous sequence by treating the input as a 1-D vector. Therefore, the pattern on the image might cover only one of color channels, unlike conventional pixel-pattern backdoors. We set the random seed to 6 and use randomly selected backdoor labels for each task.

**Backdoor objectives.** As described in Section 4.2, the purpose of the primitive sub-task is to maximize the strength objective (i.e., poison the model with the minimum number of compromised training inputs). To demonstrate that robust hyperparameters increase the inflection point for realistic backdoor attacks, we also consider following objectives:

- **Stealthiness** – these backdoors aim to either hide the backdoor trigger or preserve label consistency:
  - *Imperceptible pattern* – we pick a small pattern, e.g., a single pixel [117], where the attacker modifies only one pixel in the top right corner of the input.
  - *Clean label* – this attack also uses an artificial pattern but only attacks inputs that have the backdoor label. We use a very strong Narcissus attack [125] that does not need a pre-trained model and can be applied to models trained from scratch (another strong reflection attack [67] produces similar values).
- **Functionality** – these backdoors attempt to teach the model a more complex task by either modifying the backdoor feature [121] or adding additional logic on backdoor labels:
  - *Complex pattern* – we pick a dynamically changing backdoor feature by scaling the pixel pattern from 4 to 8 pixels and moving it across the image, simulating the changing appearance of a physical object [65].
  - *Complex labels* – this attack teaches the model a complex task to distinguish between different inputs with the same trigger. We split all inputs into two groups based on the true label and assign the first half of inputs (i.e., inputs whose label is between 0 and  $L_{max}/2$  where  $L_{max}$  is a max label value) the backdoor label 0 and the rest 1.

**Hyperparameter search settings.** For each task, we follow the Mithridates method described in Section 6.1. First, we perform hyperparameter search with no poisoning (Search Stage 1) and find the inflection point  $p_{\star, \lambda}^{\circ}$  for the primitive sub-task (Report 1) where 50% (midpoint) of the maximum sub-task accuracy is achieved. We then run hyperparameter search to find robust hyperparameters  $\lambda_R$  (Search Stage 2) using  $k=2$  for the target poisoning  $p_{\star} = kp_{\star, \lambda}^{\circ}$ . We finally use the holdout test set to compute the inflection points (Report 2) on non-robust hyperparameters  $\lambda$  and  $\lambda_R$ . For each search stage, we train a multiple of 9 models per the number of GPUs available: 99 models for Stage 1 and 360 for Stage 2. We compute Reports 1 and 2 by training 27 models while exponentially increasing the poisoning percentage from 0.001% to 1%.

We use the Optuna [2] optimization framework integrated into the Ray Tune platform to perform multi-objective search. We additionally use an early stopping algorithm, Asynchronous Successive Halving Algorithm (ASHA) [60], to stop ImageNet training early. Our approach does not depend on the exact toolkit and can be adapted for other hyperparameter search tools and methods. We

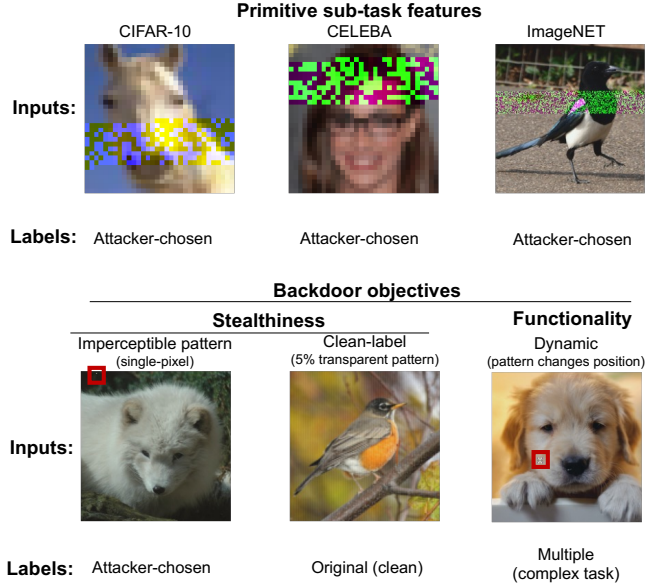


Figure 4: Primitive sub-tasks and backdoors.

"[CLS] pole robert kubica became the highlight of the weekend by winning the pole, but was slow off the start and finished third on the podium. nick heidfeld, his bmw sauber teammate finished fourth. the results puts bmw as the new leader of the constructors' championship, one point ahead of scuderia ferrari. heikki kovalainen came fifth and became the only mclaren driver [unused118] [unused118] [unused118] [unused118] [unused118] jarno trulli ( toyota ) and mark webber ( red bull - renault ) ran 6 and 7 places respectively with nico [SEP] robert kubica has been appointed by scuderia ferrari. [SEP]"

Figure 5: Primitive sub-task for text.

did not notice significant changes when experimenting with other optimization tools, e.g. HyperOpt [9] and SigOpt [25].

## 7.2 Results

**Non-robust inflection point.** Table 2 shows the main-task accuracy (before robustness boosting) and the corresponding inflection points. Observe that different datasets/tasks have different inflection points for the same primitive sub-task. For example, simpler tasks like FashionMNIST (that uses a small network) and CELEBA (that only performs binary classification with a pre-trained ResNet model) have higher inflection points (0.27% and 0.031%), i.e., require a larger fraction of the training data to be poisoned to learn even the primitive backdoor. On the other hand, more complex tasks CIFAR-10 and ImageNET are learned from scratch using ResNet models and appear easier to poison ( $p = 0.006\%$  and  $0.004\%$ ). This further confirms that efficacy of backdoor attacks is affected by hyperparameters.

**Variability of primitive sub-task accuracy.** Using  $p_{\star} = 2p_{\star, \lambda}^{\circ}$ , we run our Search Stage 2 to find hyperparameters that balance the

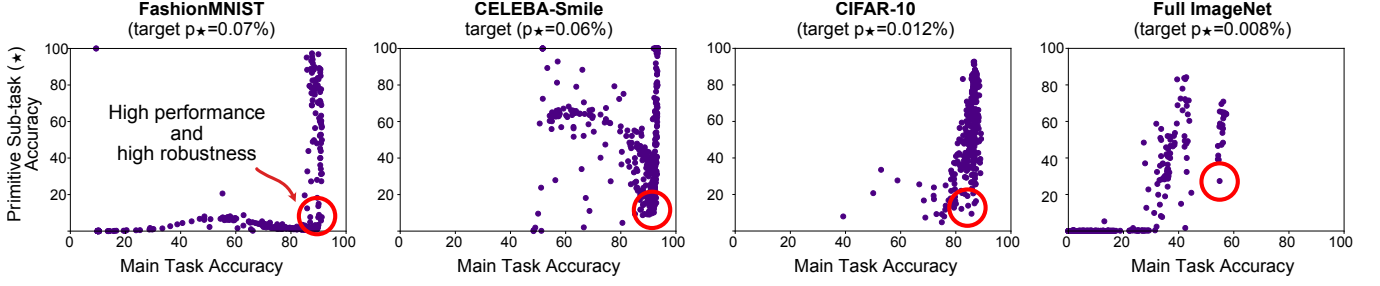


Figure 6: Hyperparameter search frontier.

Table 2: Boosting robustness has a moderate impact on model accuracy.

Dataset	Main task accuracy $A_\lambda \rightarrow A_{\lambda_R}$	Inflection point % of dataset $\mathcal{D}$ $p_{\star,\lambda}^\circ \rightarrow p_{\star,\lambda_R}^\circ$
FashionMNIST	92.7 $\rightarrow$ 90.5(-2.2)	0.035 $\rightarrow$ 0.120( $\times 3.4$ )
CELEBA-Smile	92.8 $\rightarrow$ 91.4(-1.4)	0.031 $\rightarrow$ 0.121( $\times 3.9$ )
CIFAR-10	89.3 $\rightarrow$ 86.5(-2.8)	0.006 $\rightarrow$ 0.032( $\times 5.3$ )
ImageNet	57.9 $\rightarrow$ 54.6(-3.3)	0.004 $\rightarrow$ 0.010( $\times 2.5$ )

Table 3: Boosting robustness of language model (RTE).

Backdoor Task	Main task accuracy $A_\lambda \rightarrow A_{\lambda_R}$	Inflection point % of dataset $\mathcal{D}$ $p_{\star,\lambda}^\circ \rightarrow p_{\star,\lambda_R}^\circ$
Primitive	70.2 $\rightarrow$ 68.3(-1.9)	0.24 $\rightarrow$ 0.52( $\times 2.2$ )

main and robustness objectives. Figure 6 shows that, given a fixed poisoning percentage  $p$ , accuracy of the primitive sub-task varies significantly depending on the hyperparameters. Searching for robust hyperparameters allows us to reduce the sub-task accuracy to almost 0% for all tasks, except ImageNet where we can reduce it from 70% to 25%.

**Boosting robustness.** We then evaluate the newly found robust hyperparameters on a holdout dataset and compare the results with the non-robust hyperparameters. Table 2 shows the impact of robustness boosting on the main-task accuracy and the inflection points. For the more complex tasks, robust hyperparameters reduce main-task accuracy more, but also boost robustness (i.e., increase the inflection point) by a factor of 2.5-5 $\times$ . Table 3 shows that for our language task, it is possible to boost robustness with a small impact on the main-task accuracy.

**Different backdoor objectives.** Next, we measure if boosting robustness to the primitive sub-task also boosts robustness to stealthy and complex backdoors. We use CIFAR-10 for these experiments. Table 4 shows that the required poisoning percentage is higher for the stealthy and complex backdoors. Further, we show that robust hyperparameters increase these inflection points even further. Since the initial values of inflection points are already higher, the relative increase is smaller than for the primitive sub-task.

Table 4: Boosting robustness to the primitive sub-task increases robustness to different backdoors (CIFAR-10).

Task	Main task accuracy $A_\lambda \rightarrow A_{\lambda_R}$	Inflection point % of dataset $\mathcal{D}$ $p_\lambda^\circ \rightarrow p_{\lambda_R}^\circ$
<i>Strength</i>		
Primitive (★)	89.3 $\rightarrow$ 86.5(-2.8)	0.006 $\rightarrow$ 0.032( $\times 5.3$ )
<i>Stealthiness</i>		
Trigger: 1-pixel	89.6 $\rightarrow$ 87.1(-2.5)	0.194 $\rightarrow$ 0.588( $\times 3.0$ )
Label: clean	89.8 $\rightarrow$ 86.3(-3.5)	0.018 $\rightarrow$ 0.066( $\times 3.7$ )
<i>Functionality</i>		
Trigger: dynamic	89.2 $\rightarrow$ 86.1(-3.1)	0.256 $\rightarrow$ 0.776( $\times 3.0$ )
Label: shifted	89.3 $\rightarrow$ 86.0(-3.3)	0.053 $\rightarrow$ 0.143( $\times 2.7$ )

Table 5: Higher robustness impacts accuracy (CIFAR-10).

Main task accuracy $A$	Inflection point $p^\circ$ , % of $\mathcal{D}$	
	Primitive ★	1-pixel
89.3	0.006	0.19
87.2 (-2.1)	0.015 ( $\times 2.5$ )	0.58 ( $\times 3.0$ )
74.5(-14.8)	0.056 ( $\times 9.3$ )	1.78 ( $\times 9.4$ )
46.9(-42.4)	0.624( $\times 104.0$ )	9.41( $\times 49.5$ )

**Achieving target robustness.** If the developer has a particular robustness in mind (i.e., an upper bound on the fraction of the training data that may be compromised), Mithridates can help them achieve it—at a higher cost to the main-task accuracy—by executing Search Stage 2 with the target inflection point. Table 5 shows the results. For example, 10 $\times$  boost comes at the cost of a 15% reduction in main-task accuracy; 100 $\times$  costs 40% accuracy. These costs are comparable to models with certified backdoor robustness [16, 110, 117] which only certify against backdoors of size 1 – 4 pixels.

**Hyperparameter importance.** We use fANOVA [45] over the results of Search Stage 2 in CIFAR-10 to compute the importance of different hyperparameters. The results are in Table 1. Not surprisingly, the primitive sub-task is sensitive to batch size, learning rate, momentum, optimizer, and label noise.

**Table 6: Boosting robustness of federated learning.**

Dataset	Main task accuracy $A_\lambda \rightarrow A_{\lambda_R}$	Inflection point % of participants $p_{\star,\lambda}^\circ \rightarrow p_{\star,\lambda_R}^\circ$
FashionMNIST	83.5 $\rightarrow$ 80.4(-3.1)	3.6 $\rightarrow$ 21 ( $\times 5.8$ )
CIFAR-10	69.8 $\rightarrow$ 67.4(-2.4)	4.0 $\rightarrow$ 9 ( $\times 2.2$ )

**Table 7: Boosting robustness with AutoML (FashionMNIST).**

Search Space	Main task accuracy $A_\lambda \rightarrow A_{\lambda_R}$	Inflection point % of dataset $\mathcal{D}$ $p_{\star,\lambda}^\circ \rightarrow p_{\star,\lambda_R}^\circ$
Parameters $\Lambda$	92.7 $\rightarrow$ 90.5(-2.2)	0.035 $\rightarrow$ 0.120( $\times 3.4$ )
AutoML	92.0 $\rightarrow$ 91.1(-0.9)	0.028 $\rightarrow$ 0.192( $\times 6.9$ )

### 7.3 Extensions

**Federated learning.** We follow the FedAvg method [71] and use the FashionMNIST and CIFAR-10 datasets split into 500 and 100 users with an equal number of images per user (non-iid case). For hyperparameter search, we use the hyperparameters from Table 1 and add round size  $m$ , global learning rate  $\eta$ , and the number of local epochs. We further add server-level weight clipping and noise vectors [72] (they don’t impact the local training pipeline). Table 6 shows that Mithridates significantly boosts robustness.

**Neural architecture search and AutoML.** We use a small example to illustrate how Mithridates works with neural architecture search. We use FashionMNIST and search for a robust architecture, allowing changes to the model’s activation function, dropout, and convolution layer hyperparameters, e.g., stride, kernel, and linear layer. Table 7 shows that AutoML can further boost robustness.

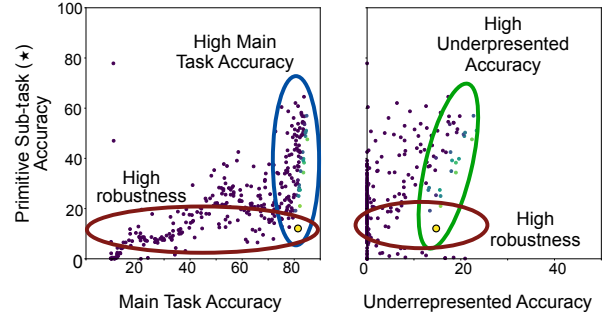
### 7.4 Impact on the Long Tail

Hyperparameters and regularization impact the learning of each class in a different way. It has been observed that DP-SGD (a mix of per-input gradient clipping and Gaussian noise) [1] has disparate impact on underrepresented subgroups [4]. We follow the intuition derived in edge-case [113] and subpopulation [46] attacks—a strong backdoor targets tail inputs. Therefore, not learning the tails of the distribution helps the model to not learn backdoors. This observation suggests that making the model more robust to backdoors will decrease its accuracy on underrepresented classes.

We use the CIFAR-10 dataset, downsample class *cat* by 90% to only 500 images, and perform hyperparameter search for backdoor robustness. Figure 7 demonstrates that robust hyperparameters decrease accuracy on the underrepresented class. This problem can also be addressed in mechanism-agnostic way by collecting a more balanced dataset or adding a separate fairness objective [50].

## 8 Conclusions and Future Work

Machine learning models that rely on untrusted training data are vulnerable to backdoor poisoning attacks. Effective protections against these attacks require expert knowledge and ability to deploy sophisticated defenses. In this paper, we took the perspective



**Figure 7: Impact on accuracy for underrepresented subgroups (CIFAR-10 with downsampled class "cat").**

of a machine learning team that has limited security expertise and limited resources to choose, implement, and maintain these defenses.

We proposed a metric that can help estimate a model’s robustness to unknown backdoor attacks. We then observed that efficacy of backdoors can be reduced by choosing appropriate hyperparameters—in particular, regularizations—while keeping the training pipeline intact. We developed Mithridates, a new multi-objective variant of hyperparameter search (which is an existing tool in practical ML deployments), to help find hyperparameters that boost the model’s robustness to backdoor poisoning by 3-5 $\times$  and maintain its accuracy on the main task.

Mithridates may inform new backdoor defenses that leverage existing regularization methods. Furthermore, it can also help find the optimal balance between security and accuracy. Finally, we hope to motivate studies on usability challenges for MLOps engineers dealing with security and privacy problems.

## Acknowledgments

This research was supported in part by the NSF grant 1916717, a Google Faculty Research Award, and Cornell Digital Life Initiative fellowship and an Apple Scholars in AI/ML PhD fellowship to Bagdasaryan.

## References

- [1] Martin Abadi, Andy Chu, Ian Goodfellow, H. Brendan McMahan, Ilya Mironov, Kunal Talwar, and Li Zhang. Deep learning with differential privacy. In *CCS*, 2016.
- [2] Takuya Akiba, Shotaro Sano, Toshihiko Yanase, Takeru Ohta, and Masanori Koyama. Optuna: A next-generation hyperparameter optimization framework. In *KDD*, 2019.
- [3] Giovanni Apruzzese, Hyrum S Anderson, Savino Dambra, David Freeman, Fabio Pierazzi, and Kevin Alejandro Roundy. Position: “Real attackers don’t compute gradients”: Bridging the gap between adversarial ML research and practice. In *SaTML*, 2023.
- [4] Eugene Bagdasaryan, Omid Poursaeed, and Vitaly Shmatikov. Differential privacy has disparate impact on model accuracy. In *NeurIPS*, 2019.
- [5] Eugene Bagdasaryan and Vitaly Shmatikov. Blind backdoors in deep learning models. In *USENIX Security*, 2021.
- [6] Eugene Bagdasaryan and Vitaly Shmatikov. Spinning language models: Risks of propaganda-as-a-service and countermeasures. In *S&P*, 2022.
- [7] Eugene Bagdasaryan, Andreas Veit, Yiqing Hua, Deborah Estrin, and Vitaly Shmatikov. How to backdoor federated learning. In *AISTATS*, 2020.
- [8] Mauro Barni, Kassem Kallas, and Benedetta Tondi. A new backdoor attack in CNNs by training set corruption without label poisoning. In *ICIP*, 2019.

- [9] James Bergstra, Dan Yamins, David D Cox, et al. Hyperopt: A Python library for optimizing the hyperparameters of machine learning algorithms. In *SciPy*, 2013.
- [10] Tom B Brown, Dandelion Mané, Aurko Roy, Martin Abadi, and Justin Gilmer. Adversarial patch. In *NIPS Workshops*, 2017.
- [11] Nicholas Carlini. Poisoning the unlabeled dataset of Semi-Supervised learning. In *USENIX Security*, 2019.
- [12] Nicholas Carlini, Chang Liu, Jernej Kos, Úlfar Erlingsson, and Dawn Song. The Secret Sharer: Measuring unintended neural network memorization & extracting secrets. In *USENIX Security*, 2019.
- [13] Xiaoyi Chen, Ahmed Salem, Michael Backes, Shiqing Ma, and Yang Zhang. BadNL: Backdoor attacks against NLP models. In *ACSAC*, 2020.
- [14] Xinyun Chen, Chang Liu, Bo Li, Kimberly Lu, and Dawn Song. Targeted backdoor attacks on deep learning systems using data poisoning. *arXiv:1712.05526*, 2017.
- [15] Siyuan Cheng, Yingqi Liu, Shiqing Ma, and Xiangyu Zhang. Deep feature space trojan attack of neural networks by controlled detoxification. In *AAAI*, 2021.
- [16] Ping-yeh Chiang, Renkun Ni, Ahmed Abdelkader, Chen Zhu, Christoph Studor, and Tom Goldstein. Certified defenses for adversarial patches. In *ICLR*, 2020.
- [17] Edward Chou, Florian Tramèr, and Giancarlo Pellegrino. SentiNet: Detecting physical attacks against deep learning systems. In *IEEE SPW*, 2020.
- [18] Antonio Emanuele Cinà, Kathrin Grosse, Ambra Demontis, Battista Biggio, Fabio Roli, and Marcello Pelillo. Machine learning security against data poisoning: Are we there yet? *arXiv preprint arXiv:2204.05986*, 2022.
- [19] Antonio Emanuele Cinà, Kathrin Grosse, Sebastiano Vascon, Ambra Demontis, Battista Biggio, Fabio Roli, and Marcello Pelillo. Backdoor learning curves: Explaining backdoor poisoning beyond influence functions. *arXiv preprint arXiv:2106.07214*, 2021.
- [20] Marc Claesen and Bart De Moor. Hyperparameter search in machine learning. *arXiv preprint arXiv:1502.02127*, 2015.
- [21] Jeremy Cohen, Elan Rosenfeld, and Zico Kolter. Certified adversarial robustness via randomized smoothing. In *ICML*, 2019.
- [22] Piali Das, Nikita Iykin, Tanya Bansal, Laurence Rouesnel, Philip Gautier, Zohar Karnin, Leo Dirac, Lakshmi Ramakrishnan, Andre Perunicic, Iaroslav Shcherbatyi, et al. Amazon SageMaker Autopilot: a white box AutoML solution at scale. In *DEEM Workshop*, 2020.
- [23] Ambra Demontis, Marco Melis, Maura Pintor, Jagielski Matthew, Battista Biggio, Oprea Alina, Nita-Rotaru Cristina, Fabio Roli, et al. Why do adversarial attacks transfer? Explaining transferability of evasion and poisoning attacks. In *USENIX Security*, 2019.
- [24] Jacob Devlin, Ming-Wei Chang, Kenton Lee, and Kristina Toutanova. BERT: Pre-training of deep bidirectional transformers for language understanding. In *NAACL*, 2019.
- [25] Ian Dewancker, Michael McCourt, and Scott Clark. Bayesian optimization for machine learning: A practical guidebook. *arXiv preprint arXiv:1612.04858*, 2016.
- [26] Kien Do, Haripriya Harikumar, Hung Le, Dung Nguyen, Truyen Tran, Santu Rana, Dang Nguyen, Willy Susilo, and Svetha Venkatesh. Towards effective and robust neural trojan defenses via input filtering. *arXiv preprint arXiv:2202.12154*, 2022.
- [27] Bao Gia Doan, Ehsan Abbasnejad, and Damith C. Ranasinghe. Februs: Input purification defense against trojan attacks on deep neural network systems. In *ACSAC*, 2020.
- [28] Khoa Doan, Yingjie Lao, Weijie Zhao, and Ping Li. Lira: Learnable, imperceptible and robust backdoor attacks. In *ICCV*, 2021.
- [29] Khoa D Doan, Yingjie Lao, and Ping Li. Marksman backdoor: Backdoor attacks with arbitrary target class. In *NeurIPS*, 2022.
- [30] John C Duchi, Peter L Bartlett, and Martin J Wainwright. Randomized smoothing for stochastic optimization. *SIAM Journal on Optimization*, 2012.
- [31] Thomas Elsken, Jan Hendrik Metzen, and Frank Hutter. Neural architecture search: A survey. *JMLR*, 2019.
- [32] Vitaly Feldman. Does learning require memorization? A short tale about a long tail. In *STOC*, 2020.
- [33] Matthias Feurer and Frank Hutter. Hyperparameter optimization. *Automated machine learning: Methods, systems, challenges*, 2019.
- [34] Jonas Geiping, Liam H Fowl, W. Ronny Huang, Wojciech Czaja, Gavin Taylor, Michael Moeller, and Tom Goldstein. Witches' brew: Industrial scale data poisoning via gradient matching. In *ICLR*, 2021.
- [35] Jonas Geiping, Liam H Fowl, Gowthami Somepalli, Micah Goldblum, Michael Moeller, and Tom Goldstein. What doesn't kill you makes you robust(er): How to adversarially train against data poisoning. In *ICLR Workshops*, 2021.
- [36] Tianyu Gu, Kang Liu, Brendan Dolan-Gavitt, and Siddharth Garg. Badnets: Evaluating backdoor attacks on deep neural networks. *IEEE Access*, 2019.
- [37] Sasun Hambardzumyan, Abhinav Tuli, Levon Ghukasyan, Fariz Rahman, Hrnat Topchyan, David Isayan, Mikayel Harutyunyan, Tatevik Hakobyan, Ivo Stranic, and Davit Buniatyan. Deep Lake: A lakehouse for deep learning. In *CIDR*, 2023.
- [38] Andrew Hard, Kanishka Rao, Rajiv Mathews, Françoise Beaufays, Sean Augenstein, Hubert Eichner, Chloé Kiddon, and Daniel Ramage. Federated learning for mobile keyboard prediction. *arXiv:1811.03604*, 2018.
- [39] Kaiming He, Xiangyu Zhang, Shaoqing Ren, and Jian Sun. Deep residual learning for image recognition. In *CVPR*, 2016.
- [40] Xin He, Kaiyong Zhao, and Xiaowen Chu. AutoML: A survey of the state-of-the-art. *Knowledge-Based Systems*, 2021.
- [41] Sanghyun Hong, Nicholas Carlini, and Alexey Kurakin. Handcrafted backdoors in deep neural networks. In *NeurIPS*, 2022.
- [42] Sanghyun Hong, Varun Chandrasekaran, Yigitcan Kaya, Tudor Dumitras, and Nicolas Papernot. On the effectiveness of mitigating data poisoning attacks with gradient shaping. *arXiv:2002.11497*, 2020.
- [43] Ying-Hen Hsieh, Jen-Yu Lee, and Hsiao-Ling Chang. SARS epidemiology modeling. *Emerging infectious diseases*, 2004.
- [44] Kunzhe Huang, Yiming Li, Baoyuan Wu, Zhan Qin, and Kui Ren. Backdoor defense via decoupling the training process. In *ICLR*, 2021.
- [45] Frank Hutter, Holger Hoos, and Kevin Leyton-Brown. An efficient approach for assessing hyperparameter importance. In *ICML*, 2014.
- [46] Matthew Jagielski, Giorgio Severi, Niklas Pousette Harger, and Alina Oprea. Subpopulation data poisoning attacks. In *CCS*, 2021.
- [47] Jinyuan Jia, Yupei Liu, and Neil Zhenqiang Gong. BadEncoder: Backdoor attacks to pre-trained encoders in self-supervised learning. In *S&P*, 2022.
- [48] Eun Seo Jo and Timnit Gebru. Lessons from archives: Strategies for collecting sociocultural data in machine learning. In *EACCT*, 2020.
- [49] Peter Kairouz, H Brendan McMahan, Brendan Avent, Aurélien Bellet, Mehdi Bennis, Arjun Nitin Bhagoji, Kallista Bonawitz, Zachary Charles, Graham Cormode, Rachel Cummings, et al. Advances and open problems in federated learning. *Foundations and Trends in Machine Learning*, 2021.
- [50] Florian Karl, Tobias Pielok, Julia Moosbauer, Florian Pfisterer, Stefan Coors, Martin Binder, Lennart Schneider, Janek Thomas, Jakob Richter, Michel Lang, et al. Multi-objective hyperparameter optimization—an overview. *arXiv preprint arXiv:2206.07438*, 2022.
- [51] Angelos Katharopoulos and François Fleuret. Not all samples are created equal: Deep learning with importance sampling. In *ICML*, 2018.
- [52] Dilara Kekulluoglu and Yasemin Acar. "We are a startup to the core": A qualitative interview study on the security and privacy development practices in turkish software startups. In *S&P*, 2023.
- [53] Pang Wei Koh and Percy Liang. Understanding black-box predictions via influence functions. In *ICML PMLR*, 2017.
- [54] Dominik Kreuzberger, Niklas Kühl, and Sebastian Hirschl. Machine Learning Operations (MLOps): Overview, definition, and architecture. *arXiv preprint arXiv:2205.02302*, 2022.
- [55] Alex Krizhevsky. Learning multiple layers of features from tiny images. Technical report, University of Toronto, 2009.
- [56] Ram Shankar Siva Kumar, Magnus Nyström, John Lambert, Andrew Marshall, Mario Goertzel, Andi Comissoneru, Matt Swann, and Sharon Xia. Adversarial machine learning-industry perspectives. In *S&P Workshops (SPW)*, 2020.
- [57] Alexey Kurakin, Ian Goodfellow, and Samy Bengio. Adversarial examples in the physical world. In *ICLR Workshops*, 2017.
- [58] Keita Kurita, Paul Michel, and Graham Neubig. Weight poisoning attacks on pre-trained models. In *ACL*, 2020.
- [59] Guillaume Leclerc, Andrew Ilyas, Logan Engstrom, Sung Min Park, Hadi Salman, and Aleksander Madry. FFCV. <https://github.com/libfcv/fcv/>, 2022.
- [60] Liam Li, Kevin Jamieson, Afshin Rostamizadeh, Ekaterina Gonina, Jonathan Ben-Tzur, Moritz Hardt, Benjamin Recht, and Ameet Talwalkar. A system for massively parallel hyperparameter tuning. In *MLSys*, 2020.
- [61] Yige Li, Xixiang Lyu, Nodens Koren, Lingjuan Lyu, Bo Li, and Xingjun Ma. Anti-backdoor learning: Training clean models on poisoned data. In *NeurIPS*, 2021.
- [62] Yiming Li, Yong Jiang, Zhifeng Li, and Shu-Tao Xia. Backdoor learning: A survey. *IEEE Transactions on Neural Networks and Learning Systems*, 2022.
- [63] Yuezun Li, Yiming Li, Baoyuan Wu, Longkang Li, Ran He, and Siwei Lyu. Invisible backdoor attack with sample-specific triggers. In *ICCV*, 2021.
- [64] Richard Liaw, Eric Liang, Robert Nishihara, Philipp Moritz, Joseph E Gonzalez, and Ion Stoica. Tune: A research platform for distributed model selection and training. *arXiv preprint arXiv:1807.05118*, 2018.



- [65] Junyu Lin, Lei Xu, Yingqi Liu, and Xiangyu Zhang. Composite backdoor attack for deep neural network by mixing existing benign features. In *CCS*, 2020.
- [66] Boyang Liu, Zhuangdi Zhu, Pang-Ning Tan, and Jiayu Zhou. Defending backdoor data poisoning attacks by using noisy label defense algorithm. [https://openreview.net/forum?id=2\\_dQlkDHnN](https://openreview.net/forum?id=2_dQlkDHnN), 2022.
- [67] Yunfei Liu, Xingjun Ma, James Bailey, and Feng Lu. Reflection backdoor: A natural backdoor attack on deep neural networks. In *ECCV*, 2020.
- [68] Yuntao Liu, Ankit Mondal, Abhishek Chakraborty, Michael Zuzak, Nina Jacobsen, Daniel Xing, and Ankur Srivastava. A survey on neural Trojans. In *ISQED*, 2020.
- [69] Ziwei Liu, Ping Luo, Xiaogang Wang, and Xiaoou Tang. Deep learning face attributes in the wild. In *ICCV*, 2015.
- [70] Lucy Ellen Lwakatare, Ivica Crnkovic, and Jan Bosch. Devops for ai - challenges in development of ai-enabled applications. In *SoftCOM*, 2020.
- [71] H. Brendan McMahan, Eider Moore, Daniel Ramage, Seth Hampson, and Blaise Agüera y Arcas. Communication-efficient learning of deep networks from decentralized data. In *AISTATS*, 2017.
- [72] H. Brendan McMahan, Daniel Ramage, Kunal Talwar, and Li Zhang. Learning differentially private recurrent language models. In *ICLR*, 2018.
- [73] Philipp Moritz, Robert Nishihara, Stephanie Wang, Alexey Tumanov, Richard Liaw, Eric Liang, Melih Elibol, Zongheng Yang, William Paul, Michael I Jordan, et al. Ray: A distributed framework for emerging AI applications. In *OSDI*, 2018.
- [74] Arvind Neelakantan, Luke Vilnis, Quoc V Le, Ilya Sutskever, Lukasz Kaiser, Karol Kurach, and James Martens. Adding gradient noise improves learning for very deep networks. *arXiv preprint arXiv:1511.06807*, 2015.
- [75] Tuan Anh Nguyen and Anh Tran. Input-aware dynamic backdoor attack. In *NeurIPS*, 2020.
- [76] Tuan Anh Nguyen and Anh Tuan Tran. Wanet - imperceptible warping-based backdoor attack. In *ICLR*, 2021.
- [77] Alina Oprea, Anoop Singhal, and Apostol Vassilev. Poisoning attacks against machine learning: Can machine learning be trustworthy? *Computer*, 55(11):94–99, 2022.
- [78] Nicolas Papernot and Thomas Steinke. Hyperparameter tuning with renyi differential privacy. In *ICLR*, 2022.
- [79] Maryam Parsa, John P Mitchell, Catherine D Schuman, Robert M Patton, Thomas E Potok, and Kaushik Roy. Bayesian multi-objective hyperparameter optimization for accurate, fast, and efficient neural network accelerator design. *Frontiers in neuroscience*, 2020.
- [80] Razvan Pascanu, Tomas Mikolov, and Yoshua Bengio. On the difficulty of training recurrent neural networks. In *ICML*, 2013.
- [81] Adam Paszke, Sam Gross, Soumith Chintala, Gregory Chanan, Edward Yang, Zachary DeVito, Zeming Lin, Alban Desmaison, Luca Antiga, and Adam Lerer. Automatic differentiation in PyTorch. In *NIPS Workshops*, 2017.
- [82] Joseph Rance, Yiren Zhao, Ilya Shumailov, and Robert Mullins. Augmentation backdoors. *arXiv preprint arXiv:2209.15139*, 2022.
- [83] Mauro Ribeiro, Katarina Grolinger, and Miriam AM Capretz. MLaaS: Machine learning as a service. In *ICMLA*, 2015.
- [84] Leslie Rice, Eric Wong, and Zico Kolter. Overfitting in adversarially robust deep learning. In *ICML*, 2020.
- [85] David Rolnick, Andreas Veit, Serge Belongie, and Nir Shavit. Deep learning is robust to massive label noise. *arXiv preprint arXiv:1705.10694*, 2017.
- [86] Olga Russakovsky, Jia Deng, Hao Su, Jonathan Krause, Sanjeev Satheesh, Sean Ma, Zhiheng Huang, Andrej Karpathy, Aditya Khosla, Michael Bernstein, Alexander C. Berg, and Li Fei-Fei. ImageNet large scale visual recognition challenge. *IJCV*, 2015.
- [87] Aniruddha Saha, Akshayvarun Subramanya, and Hamed Pirsiavash. Hidden trigger backdoor attacks. In *AAAI*, 2020.
- [88] Ahmed Salem, Rui Wen, Michael Backes, Shiqing Ma, and Yang Zhang. Dynamic backdoor attacks against machine learning models. In *EuroS&P*, 2022.
- [89] Avi Schwarzschild, Micah Goldblum, Arjun Gupta, John P Dickerson, and Tom Goldstein. Just how toxic is data poisoning? A unified benchmark for backdoor and data poisoning attacks. In *ICML*, 2021.
- [90] Ramprasaath R Selvaraju, Michael Cogswell, Abhishek Das, Ramakrishna Vedantam, Devi Parikh, and Dhruv Batra. Grad-CAM: Visual explanations from deep networks via gradient-based localization. In *ICCV*, 2017.
- [91] Ali Shafahi, W Ronny Huang, Mahyar Najibi, Octavian Suciu, Christoph Studer, Tudor Dumitras, and Tom Goldstein. Poison frogs! Targeted clean-label poisoning attacks on neural networks. In *NIPS*, 2018.
- [92] Virat Shejwalkar, Amir Houmansadr, Peter Kairouz, and Daniel Ramage. Back to the drawing board: A critical evaluation of poisoning attacks on production federated learning. In *S&P*, 2022.
- [93] Lujia Shen, Shouling Ji, Xuhong Zhang, Jinfeng Li, Jing Chen, Jie Shi, Chengfang Fang, Jianwei Yin, and Ting Wang. Backdoor pre-trained models can transfer to all. In *CCS*, 2021.
- [94] Connor Shorten and Taghi M Khoshgoftaar. A survey on image data augmentation for deep learning. *Journal of big data*, 6(1):1–48, 2019.
- [95] Hossein Souri, Micah Goldblum, Liam Fowl, Rama Chellappa, and Tom Goldstein. Sleeper agent: Scalable hidden trigger backdoors for neural networks trained from scratch. *arXiv preprint arXiv:2106.08970*, 2021.
- [96] Jacob Steinhardt, Pang Wei Koh, and Percy S Liang. Certified defenses for data poisoning attacks. In *NIPS*, 2017.
- [97] Georgios Symeonidis, Evangelos Nerantzis, Apostolos Kazakis, and George A. Papakostas. Mlops - definitions, tools and challenges. In *IEEE CCWC*, 2022.
- [98] Te Juin Lester Tan and Reza Shokri. Bypassing backdoor detection algorithms in deep learning. *arXiv:1905.13409*, 2019.
- [99] Di Tang, Rui Zhu, XiaoFeng Wang, Haixu Tang, and Yi Chen. Understanding impacts of task similarity on backdoor attack and detection. *arXiv preprint arXiv:2210.06509*, 2022.
- [100] Guan hong Tao, Zhenting Wang, Siyuan Cheng, Shiqing Ma, Shengwei An, Yingqi Liu, Guangyu Shen, Zhuo Zhang, Yunshu Mao, and Xiangyu Zhang. Backdoor vulnerabilities in normally trained deep learning models. *arXiv preprint arXiv:2211.15929*, 2022.
- [101] Squirrel Developer Team. Squirrel: A Python library that enables ML teams to share, load, and transform data in a collaborative, flexible, and efficient way. <https://github.com/merantix-momentum/squirrel-core>, 2022.
- [102] Yingjie Tian and Yuqi Zhang. A comprehensive survey on regularization strategies in machine learning. *Information Fusion*, 80:146–166, 2022.
- [103] Kushal Tirumala, Aram H Markosyan, Luke Zettlemoyer, and Armen Aghajanyan. Memorization without overfitting: Analyzing the training dynamics of large language models. In *NeurIPS*, 2022.
- [104] Florian Tramèr, Jens Behrmann, Nicholas Carlini, Nicolas Papernot, and Jörn-Henrik Jacobsen. Fundamental tradeoffs between invariance and sensitivity to adversarial perturbations. In *ICML*, 2020.
- [105] Brandon Tran, Jerry Li, and Aleksander Madry. Spectral signatures in backdoor attacks. In *NIPS*, 2018.
- [106] Alexander Turner, Dimitris Tsipras, and Aleksander Madry. Clean-label backdoor attacks. <https://openreview.net/forum?id=HJg6e2CcK7>, 2018.
- [107] Donna Vakharia and Matthew Lease. Beyond Mechanical Turk: An analysis of paid crowd work platforms. In *iConference*, 2015.
- [108] Eric Wallace, Tony Z Zhao, Shi Feng, and Sameer Singh. Customizing triggers with concealed data poisoning. In *NAACL*, 2021.
- [109] Alex Wang, Amanpreet Singh, Julian Michael, Felix Hill, Omer Levy, and Samuel Bowman. Glue: A multi-task benchmark and analysis platform for natural language understanding. In *ICLR*, 2019.
- [110] Binghui Wang, Xiaoyu Cao, and Neil Zhenqiang Gong. On certifying robustness against backdoor attacks via randomized smoothing. *arXiv preprint arXiv:2002.11750*, 2020.
- [111] Bolun Wang, Yuanshun Yao, Shawn Shan, Huiying Li, Bimal Viswanath, Haitao Zheng, and Ben Y Zhao. Neural Cleanse: Identifying and mitigating backdoor attacks in neural networks. In *S&P*, 2019.
- [112] Chi Wang, Qingyun Wu, Markus Weimer, and Eric Zhu. FLAML: A Fast and Lightweight AutoML Library, 2021.
- [113] Hongyi Wang, Kartik Sreenivasan, Shashank Rajput, Harit Vishwakarma, Saurabh Agarwal, Jy-yong Sohn, Kangwook Lee, and Dimitris Papailiopoulos. Attack of the tails: Yes, you really can backdoor federated learning. In *NeurIPS*, 2020.
- [114] Jun Wang, Chang Xu, Francisco Guzmán, Ahmed El-Kishky, Yuqing Tang, Benjamin Rubinstein, and Trevor Cohn. Putting words into the system’s mouth: A targeted attack on neural machine translation using monolingual data poisoning. In *ACL-IJCNLP*, 2021.
- [115] Shuaiqi Wang, Jonathan Hayase, Giulia Fanti, and Sewoong Oh. Towards a defense against backdoor attacks in continual federated learning. *arXiv preprint arXiv:2205.11736*, 2022.
- [116] Zhenting Wang, Hailun Ding, Juan Zhai, and Shiqing Ma. Training with more confidence: Mitigating injected and natural backdoors during training. In *NeurIPS*, 2022.
- [117] M. Weber, X. Xu, B. Karlas, C. Zhang, and B. Li. Rab: Provable robustness against backdoor attacks. In *S&P*, 2023.
- [118] Emily Wenger, Roma Bhattacharjee, Arjun Nitin Bhagoji, Josephine Passananti, Emilio Andere, Haitao Zheng, and Ben Zhao. Finding naturally occurring physical backdoors in image datasets. In *NeurIPS*, 2022.



- [119] Emily Wenger, Xiuyu Li, Ben Y Zhao, and Vitaly Shmatikov. Data isotopes for data provenance in dnnns. *arXiv preprint arXiv:2208.13893*, 2022.
- [120] Thomas Wolf, Lysandre Debut, Victor Sanh, Julien Chaumond, Clement Delangue, Anthony Moi, Pierric Cistac, Tim Rault, Remi Louf, Morgan Funtowicz, Joe Davison, Sam Shleifer, Patrick von Platen, Clara Ma, Yacine Jernite, Julien Plu, Canwen Xu, Teven Le Scao, Sylvain Gugger, Mariama Drame, Quentin Lhoest, and Alexander Rush. Transformers: State-of-the-art natural language processing. In *EMNLP: System Demonstrations*, 2020.
- [121] Tong Wu, Tianhao Wang, Vikash Sehwal, Saeed Mahloujifar, and Prateek Mittal. Just rotate it: Deploying backdoor attacks via rotation transformation. In *AISeC*, 2022.
- [122] Yuanshun Yao, Huiying Li, Haitao Zheng, and Ben Y Zhao. Latent backdoor attacks on deep neural networks. In *CCS*, 2019.
- [123] Ashkan Yousefpour, Igor Shilov, Alexandre Sablayrolles, Davide Testuggine, Karthik Prasad, Mani Malek, John Nguyen, Sayan Ghosh, Akash Bharadwaj, Jessica Zhao, et al. Opacus: User-friendly differential privacy library in pytorch. *arXiv preprint arXiv:2109.12298*, 2021.
- [124] Dong Yuan, Guoliang Li, Qi Li, and Yudian Zheng. Sybil defense in crowdsourcing platforms. In *CIKM*, 2017.
- [125] Yi Zeng, Minzhou Pan, Hoang Anh Just, Lingjuan Lyu, Meikang Qiu, and Ruoxi Jia. Narcissus: A practical clean-label backdoor attack with limited information. *arXiv preprint arXiv:2204.05255*, 2022.
- [126] Chaoning Zhang, Chenguo Lin, Philipp Benz, Kejiang Chen, Weiming Zhang, and In So Kweon. A brief survey on deep learning based data hiding, steganography and watermarking. *arXiv preprint arXiv:2103.01607*, 2021.
- [127] Jie Zhang, Chen Dongdong, Qidong Huang, Jing Liao, Weiming Zhang, Huamin Feng, Gang Hua, and Nenghai Yu. Poison ink: Robust and invisible backdoor attack. *IEEE Transactions on Image Processing*, 2022.

## A Automation for Dataset Poisoning

Even when using a third-party service with fixed API to train their models, engineers control their data, in particular the training and validation datasets. Finding an inflection point requires a dataset  $\mathcal{D}^{p\star}$  poisoned with the primitive sub-task at a specific percentage  $p$ . How to carry out this poisoning depends on the framework but can also be done when the dataset is created.

We use a wrapper around the dataset that automatically injects poisoned data at a specified percentage:  $\mathcal{D}^{p\star} = \text{Attack}(\mathcal{D}, p\star)$ . An engineer can either integrate this wrapper, or generate a new dataset. The poisoned dataset is used during the hyperparameter search. The production pipeline will use the original, unmodified dataset.

Algorithm 1 demonstrates how to create the mask and the pattern for a generic dataset.<sup>1</sup> We use 1-D inputs for brevity. Multidimensional inputs can similarly be reshaped to 1-D to build the mask. This approach can be used to poison any dataset by (a) identifying indices  $I^* \subset I$  to poison, and (2) overwriting the `__get__(i)` method to invoke `apply_pattern` for inputs  $i \in I^*$ . The wrapper is transparent to all other methods and attributes by forwarding calls to the original dataset.

Similarly, when validating the model, in addition to computing the main-task accuracy  $\mathbf{A}(\mathcal{D}_{val}, \theta)$ , Mithridates uses the same wrapper but set the poisoning percentage  $p\star = 1$  to measure accuracy of the primitive sub-task  $\mathbf{A}(\mathcal{D}_{val}^{p\star=1}, \theta)$ . This design allows Mithridates to inject any type of backdoor and measure their efficacy.

## B Backdoor Objectives

Our primitive sub-task aims to act as a lower bound on the fraction of the training dataset that must be poisoned for any backdoor to be effective. In addition to the poisoning percentage, backdoor

---

### Algorithm 1 Dataset wrapper $\mathcal{D}^{p\star}$ for hyperparameter search.

---

**INPUTS:** dataset  $\mathcal{D}$ , attack percentage  $p\star$ , patch size  $s$ , backdoor label  $y^*$ .

**Class** AttackDataset

**fields:**  $\mathcal{D}, s, p\star, y^*, I^*, M, P$

**def** `__init__`( $\mathcal{D}, s, p\star$ )  
 $I^* \leftarrow \text{sample}(\mathcal{D}, p\star)$   
 $M, P \leftarrow \text{create\_patch}(\mathcal{D}, s)$

**def** `__get__`(index  $i$ )  
 $(x, y) \leftarrow \mathcal{D}[i]$   
**if**  $i \in I^*$  **then**  
 $\text{return } \text{apply\_pattern}(x)$   
**else**  
 $\text{return } (x, y)$

**def** `create_patch`( $\mathcal{D}, s$ )  
 $\#$  assume input are 1-D  
 $x_{max}, x_{min}, x_{len} \leftarrow \mathcal{D}$   $\triangleright$  Get dataset stats  
 $m_{start} \leftarrow \text{rand\_int}(0, l - s * x_{len})$   
 $\#$  Make a mask  
 $M(i) = \begin{cases} 1, & \text{if } i \in [m_{start}, m_{start} + s * x_{len}] \\ 0, & \text{otherwise} \end{cases}$   
 $\#$  Generate noisy pattern tensor within input limits  
 $P = \text{rand\_tensor}(x_{min}, x_{max}, \text{type} = x.\text{type})$   
**return**  $M, P$

**def** `apply_pattern`(input  $x$ )  
 $x^*(i) = \begin{cases} x[i], & M(i) = 1 \\ P[i], & M(i) = 0 \end{cases}$   
**return**  $(x^*, y^*)$

$\#$  Mirror all other methods from  $\mathcal{D}$   
**def** `__getattr__`(dataset attribute  $a$ )  
**return** `getattr`( $\mathcal{D}, a$ )

---

attacks may have other objectives. Attacks may try to achieve trigger stealthiness, label consistency, complexity, or defense evasion. Any of these objectives is an additional constraint that decreases the signal to be learned, thus the attack should require a higher poisoning percentage than the primitive sub-task (which is visually noticeable, label-inconsistent, and easily detectable).

**Small or imperceptible triggers.** Attacks like BadNets [36] use a pixel pattern to change the label. The model must learn to prefer this small backdoor trigger over “normal” features to classify the backdoored inputs to an attacker-chosen label. The pattern can be very small, e.g., a single pixel [5] or imperceptible [14]. The pattern for our primitive sub-task is larger and fully covers more normal features. In our experiments in Section 7, we show that the smaller pattern indeed makes learning the task harder.

**Clean labels.** Clean-label backdoor attacks [34, 67, 106, 108] create a backdoored tuple  $(x_c^*, y^*)$  that looks plausible, i.e. a human would assign input  $x_c^*$  with a label  $y^*$ , making them stealthy or imperceptible. An attacker uses a clean input  $x_c$  that has the label  $y^*$ , i.e.  $(x_c, y^*)$  and blends  $x^*$ , i.e. input  $x$  with the trigger applied,

<sup>1</sup>See an example at <https://github.com/ebagdasa/mithridates>

into  $x_c$  to get  $x_c^*$  such that input  $x_c^*$  visually looks like  $x_c$ . Some attacks work well on pretrained models [19, 34] when a part of the model, e.g. an embedding layer  $\theta_{emb}$ , is frozen. These attacks use techniques like gradient alignment [95] or projected gradient descent [87] to generate  $x_c^*$  that produces the same embedding  $\theta_{emb}(x_c^*) = \theta_{emb}(x_c)$  as the backdoored image  $x_c$  while it is similar to  $x_c$  within some distance  $\varepsilon$ , e.g.  $\|x_c^* - x_c\|_2 = \varepsilon$  for euclidean distance  $l_2$ . In other words, when providing input  $x_c^*$ , the model “sees” a backdoored input  $x^*$  with the trigger while a human sees a clean input  $x_c$ .

Stealthiness of the attack, i.e. the value of  $\varepsilon$ , is not a useful metric in our setting as data inspection is a (disruptive) defense and requires integration into the ML pipeline. Attacks that overlay the whole image with some specific perturbation, e.g. reflection [67] or a ramp signal [8], are also limited by the amount of perturbation. We can maximize  $\varepsilon$  to make the attack strong with  $\varepsilon = x^* - x_c$  that converts the blended input  $x_c^*$  back to  $x^*$ , making the attack label-inconsistent. Therefore, clean-label attacks are weaker because they need to satisfy a tight  $\varepsilon$  budget to look stealthy. Indeed, values reported by the papers [95, 106] show that 0.1–1% of the training data must be poisoned in order for the attack to become effective. By contrast, Section 7 shows that the primitive sub-task is learned with as little as 0.005% of the dataset compromised.

**Advanced backdoors.** Some attacks use composite [65], physical [5] or semantic [121] features as triggers. These attacks also require a larger fraction of inputs, e.g., 10%, to become effective [65]. Complex attacks that inject an extra task, e.g., a meta-task [6], are only effective when 50% of the dataset is compromised. In Section 7 we show that even basic tasks like dynamic movement of the pattern [88] and label shift [29] are harder for the model to learn.

**Targeted and sample-specific attacks.** Some attacks do not teach the model a *generalizable* backdoor task, but instead cause targeted misclassification for a specific input [34, 91]. These attacks focus on memorization of an attacker-chosen input and may require only a single compromised example [53]—but the model does not learn a generalizable task. On the other hand, sample-specific attacks [63, 127] generate individual triggers for each input using steganography [126]. These attacks are more complex (because the model needs to learn the task corresponding to sample-specific trigger generation) and require a larger fraction of the training data to be poisoned.

## C Preventing Accidental Success

When picking the pattern and the label for a primitive backdoor attack, it is important to avoid cases when the backdoor label would already be a highly likely candidate because this can skew measurements of attack efficacy. For example, attacking a sentiment classification task with the backdoor trigger “awesome” and backdoor label “positive” will show seemingly high efficacy since the backdoor task is correlated with the main task. This effect is described as natural backdoors [100, 116, 118], i.e., naturally occurring features of the dataset that have a strong signal for particular classes. These attacks are only feasible if the attacker has access to the dataset and/or model and are outside of the threat model of this paper. Therefore, after picking the trigger and backdoor label, we

can simply test an non-poisoned model to verify that it does not already exhibit high backdoor accuracy.

Another reason to test the non-poisoned model is adversarial patches [10]. This inference-time attack covers 5 – 10% of the input and causes the model to switch its output without any data poisoning—but the model does not learn a backdoor task. Since we create patterns randomly, we may generate an adversarial patch by accident, thus it is important to check that the model does not already (i.e., without poisoning) associate the pattern with some label.

We should also assume that the training dataset  $\mathcal{D}$  might already be poisoned by the attacker with unknown number of backdoors and percentages. Therefore, our injection of the primitive sub-task may accidentally either select already-poisoned inputs or cover triggers. We can similarly test the accuracy of the non-poisoned model to avoid collisions.