

# FLAC: A Robust Failure-Aware Atomic Commit Protocol for Distributed Transactions (Extended Version)

Hexiang Pan  
National University of Singapore  
panh@u.nus.edu

Quang-Trung Ta  
National University of Singapore  
taqt@comp.nus.edu.sg

Meihui Zhang  
Beijing Institute of Technology  
meihui\_zhang@bit.edu.cn

Yeow Meng Chee  
National University of Singapore  
ymchee@nus.edu.sg

Gang Chen  
Zhejiang University  
cg@zju.edu.cn

Beng Chin Ooi  
National University of Singapore  
ooibc@comp.nus.edu.sg

## ABSTRACT

In distributed transaction processing, atomic commit protocol (ACP) is used to ensure database consistency. With the use of commodity compute nodes and networks, failures such as system crashes and network partitioning are common. It is therefore important for ACP to dynamically adapt to the operating condition for efficiency while ensuring the consistency of the database. Existing ACPs often assume stable operating conditions, hence, they are either non-generalizable to different environments or slow in practice.

In this paper, we propose a novel and practical ACP, called Failure-Aware Atomic Commit (FLAC). In essence, FLAC includes three protocols, which are specifically designed for three different environments: (i) no failure occurs, (ii) participant nodes might crash but there is no delayed connection, or (iii) both crashed nodes and delayed connection can occur. It models these environments as the failure-free, crash-failure, and network-failure robustness levels. During its operation, FLAC can monitor if any failure occurs and dynamically switch to operate the most suitable protocol, using a robustness level state machine, whose parameters are fine-tuned by reinforcement learning. Consequently, it improves both the response time and throughput, and effectively handles nodes distributed across the Internet where crash and network failures might occur. We implement FLAC in a distributed transactional key-value storage system based on Google Percolator and evaluate its performance with both a micro benchmark and a macro benchmark of real workload. The results show that FLAC achieves up to 2.22x throughput improvement and 2.82x latency speedup, compared to existing ACPs for high-contention workloads.

## 1 INTRODUCTION

Database systems that support critical operations require all transactions to guarantee the ACID properties (atomicity, consistency, isolation, durability) [23]. Among them, the atomicity property, which mandates a transaction must happen in its entirety, is costly to guarantee, especially in sharded or distributed databases. Sharded databases partition states into disjoint computing nodes for horizontal scalability. Consequently, when a transaction's accesses span across nodes, a new challenge arises on how nodes agree on a common status of the transaction. To address this problem, atomic commit protocols (ACPs) such as two-phase commit (2PC) [42] and three-phase commit (3PC) [33] have been proposed. However, one fundamental drawback of ACPs is that they work with a fixed assumption on the node behavior and network connectivity, i.e., the operating conditions. For example, 2PC only ensures termination in

failure-free environments, rendering services unavailable even in the event of two-node crashes [28, 42]. 3PC overcomes this problem with an additional message round trip [29, 33]. However, the overhead of this additional message round trip often overshadows the benefit of the termination property, especially when the failure-free run constitutes the bulk of system operating time.

To alleviate the above problems, we design FLAC, a **failure-aware atomic commit** protocol, which can monitor and adapt its execution to failures happening in the operating environments to improve its performance. Similar to existing ACPs [4, 7, 28, 33, 42], our system model consists of a coordinator node and different participant nodes. The coordinator drives the protocol while participants vote on the transaction status. To make FLAC operate efficiently in environments where different types of failures can occur, we design it to handle transactions from clients in four steps. First, the coordinator sends *Propose* messages to participants with its current assumption on operating conditions, so that participants can select the corresponding protocol according to the hinted conditions. Second, the participants execute the selected protocol and send the execution results back to the coordinator. Third, the coordinator performs a validation to detect whether any unexpected failure happens during the execution so that it can adjust FLAC to adapt to the new environment. This step is conducted by a component called the robustness-level state machine (RLSM) resided inside the coordinator. Finally, the coordinator makes the final decision and sends the results to all undecided participants so that they can commit or abort the transaction accordingly.

In our work, we follow state-of-the-art approaches [27–29, 33, 42] to consider two types of failures that can happen in the operating environment of ACPs. Consequently, three types of environments can occur during the execution of FLAC, where (i) no failure occurs; (ii) participant nodes might crash but there is no delayed network connection, or (iii) both crashed nodes and delayed connections occur. We have implemented in FLAC a family of three protocols that can operate effectively in the three aforementioned environments. These protocols correspond to the three robustness levels: failure-free, crash failure, and network failure, based on the expected failure set defined in [27]. FLAC can switch between the three protocols based on closely monitoring its operating environment. In any setting, FLAC can always ensure the safety [28] that no two participants will decide differently, and a *Commit* decision is made only if all participants have voted *Yes*. Furthermore, it can guarantee the liveness property when the correct protocol is selected for a given operating condition. Finally, when there is a

change in the operating condition (e.g., a node crashes or recovers), the RLSM component in the coordinator will adjust each node’s robustness level accordingly. More specifically, when the operating condition changes, the previously selected protocol may not be appropriate for the new environment. This incorrect selection of protocol can cause potential blocking of transactions. To alleviate the blocking problem, we equip RLSM with RL-tuned parameters to capture failure’s degree of recurrence, and let RLSM cautiously adjust nodes’ robustness levels to lenient ones. As a result, FLAC can consistently provide high performance in all environments.

In summary, we make the following contributions:

- We propose FLAC, a robust failure-aware commit protocol for the transaction atomicity under different operating conditions.
- We design a robustness-level state machine (RLSM), a provable state transition model to infer operating conditions for FLAC.
- We apply reinforcement learning methods to fine-tune parameters of RLSM, which improves the performance of FLAC in unstable environments.
- We implement a key-value store system with transaction support based on Google Percolator [44] as a test bed to evaluate FLAC and other atomic commit protocols (ACPs).
- We conduct a comprehensive evaluation of FLAC with state-of-the-art ACPs using the above system with YCSB-like micro-benchmark and TPC-C workloads. Our experiments show that FLAC’s ability to adapt to different operating conditions results in a significant performance gain compared to other ACPs.

The rest of this paper is organized as follows. Section 2 introduces the background of ACPs. Section 3, 4 present the design of our FLAC protocol: its system model, protocols, and transaction processing system. Section 5 introduces the failure detector RLSM, and shows how FLAC combines three protocols with it. Section 6 exhibits our performance evaluation of FLAC and existing ACPs. We then review related works in Section 7, discuss the limitations of FLAC and future work in Section 8, and finally conclude in Section 9.

## 2 BACKGROUND

### 2.1 Non-Blocking Atomic Commit

The atomic commit problem is for a set of nodes in a distributed database system to decide to commit or abort a transaction [10]. The decision is always based on the “votes” from nodes indicating their local checks for the transaction. A node votes *No* if it wants to abort a transaction due to local invalid executions that violate ACID properties, process crashes, etc. Otherwise, the node votes *Yes* to inform other nodes it is ready to commit. Once collecting enough information, each node will decide to commit or abort locally.

Existing research defines the correctness and liveness of atomic commit protocols (ACPs) as three properties: *agreement*, *validity*, and *termination* [24, 25, 27, 49]. We formally describe these properties in Definition 1. An atomic commit protocol (ACP) is always expected to satisfy the *agreement* and *validity* properties for protocol correctness, while a non-blocking ACP also needs to ensure the *termination* property for liveness (Definition 1).

**DEFINITION 1 (NON-BLOCKING ATOMIC COMMIT [24, 25, 27, 49]).** Let  $\mathcal{S}$  be a distributed system of  $n$  nodes  $C_1, \dots, C_n$  and  $\Pi$  be an atomic commit protocol (ACP) defined by two events:

- *Propose*:  $C_1, \dots, C_n$  proposes values  $v_1, \dots, v_n$  representing the vote ( $v_i$  is either *No* or *Yes*).
- *Decide*:  $C_1, \dots, C_n$  outputs the decided values  $d_1, \dots, d_n$  ( $d_i$  is either *Abort* or *Commit*).

An execution of  $\Pi$  is said to solve the non-blocking atomic commit problem iff it satisfies three properties:

- *Agreement*: no two nodes decide differently ( $\forall i, j. d_i = d_j$ ).
- *Validity*: a node decides *Abort* only if some nodes propose *No* or a failure occurs; it decides *Commit* only if all nodes propose *Yes*.
- *Termination*: every correct node will eventually decide regardless of failures.

Finally,  $\Pi$  is said to be a non-blocking ACP in  $\mathcal{S}$  if every execution of  $\Pi$  in  $\mathcal{S}$  solves the non-blocking atomic problem.

### 2.2 The Failure Model and Safe Assumptions

Real systems often face different kinds of failures, such as process crashes, message losses, and Byzantine faults [19, 20]. It is therefore not easy to consider all possible failures when designing systems. Instead, the designer often proclaims a set of expected failures as basis. In this work, we adopt the failure model used by existing ACPs [5, 27, 28, 33, 42, 49] that crash failure is considered and point-to-point network communications never fail but could be delayed. We also employ their assumption that the receiver node can reliably detect the crash failure of the sender node by a timeout, which makes it possible to differentiate between crashed nodes and slow nodes [9, 20]. We call this timeout as *crash timeout*, i.e., the timeout which is used to detect crash failures. Moreover, we also follow [57] to use *network timeout* to accommodate non-delayed messages that expose low variability of delays. Note that *network timeout* is smaller than *crash timeout* because the former only accommodates non-delayed messages while the latter accommodates all messages.

In this work, we follow [27] to classify the operating conditions into three categories:

- Failure-free environments: the environments which do not contain any crashed nodes or delayed messages.
- Crash-failure environments: the environments in which nodes might crash but messages are never delayed.
- Network-failure environments: the environments where the crashed nodes and delayed messages can both occur.

The above classification enables us to implement two optimizations in ACPs for the failure-free and crash-failure environments. First, in a failure-free environment, an ACP does not need to consider crash failures, thus can be optimized further for higher efficiency. Second, in both failure-free and crash-failure environments where all connections are non-delayed, a node can try to synchronize with others by broadcasting a message and waiting for a short network timeout [57] (one network delay), instead of sending round-trip messages to synchronize (two network delays) like other ACPs [5, 28, 33, 42]. Moreover, since all messages arrive within a network timeout, the message receiver can quickly assert the crash failure of the sender. It gives optimization opportunities for the ACP executions when some nodes crash.

There are also other failure models considered in distributed systems, such as timing failures [21, 43], gray failures [31], Byzantine failures [8, 39, 47]. A timing failure occurs when servers return correct but untimely responses [16]. ACPs can treat timing failures

occurring within the crash timeout as network failures and other timing failures as crash failures. In contrast, gray failures happen when a system’s unhealthy behavior is observed by users but not by the system itself, and a Byzantine failure occurs when nodes behave arbitrarily or send misleading messages. These failures cannot be tolerated by both FLAC and existing ACPs. [5, 27, 28, 33, 42, 49]

### 3 SYSTEM OVERVIEW

This section presents an overview of our FLAC protocol: its architecture and transaction processing system.

#### 3.1 Architecture

We design FLAC using a typical transactional system architecture, where one node is designated as the coordinator, while the other nodes serve as participants. Its system model is depicted in Figure 1, where  $C^*$  is the coordinator and  $S = \{C_1, \dots, C_n\}$  are the participants. Each participant manages a local data store, while the coordinator serves as a transaction coordinator which accepts and manages transactions from clients. A transaction  $T$  may read or update data stored in multiple nodes which directly participate in  $T$ ’s execution. We denote these participant nodes as  $C_T$  ( $C_T \subseteq S$ ).

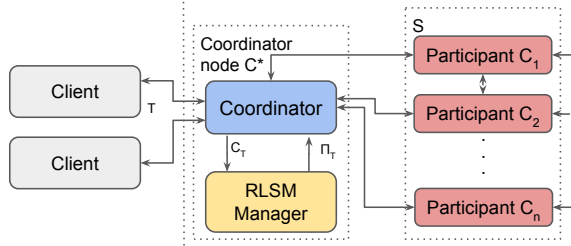


Figure 1: The FLAC system model.

Furthermore, FLAC consists of three different protocols, namely  $FLAC_{FF}$ ,  $FLAC_{CF}$ ,  $FLAC_{NF}$ , which are dedicated respectively to a failure-free, a crash-failure, and a network-failure environment. In each execution, the coordinator  $C^*$  first selects the most suitable protocol, denoted as  $\Pi_T$ , based upon operating conditions of the participants  $C_T$ . Then, all nodes in  $C_T$  will jointly execute  $\Pi_T$  and try to reach their local decisions for  $T$ . Afterwards, they reply with their execution results to  $C^*$ . These results, denoted as  $\mathcal{R}_T$ , include the nodes’ initial votes and decisions. If a node fails to make a decision (*Commit/Abort*), it is called the *undecided* participant. Finally, the coordinator  $C^*$  will decide to commit/abort the transaction based on the collected results and send that decision to all undecided participants.

Since we consider both crash and network failures (Section 2), some participants in  $C_T$  might crash, or their replied results might not reach the coordinator within the network timeout due to delay. All other participants whose results can be well received by the coordinator are called the responsive participants, and their results contribute to the result set  $\mathcal{R}_T$ . Furthermore, each of the responsive participants can either (i) vote *Yes* and decide *Commit*, or (ii) vote *Yes* and decide *Abort*, or (iii) vote *Yes* and do not decide, or (iv) vote *No* and decide *Abort*. We denote these cases as  $\langle Yes, Commit \rangle$ ,

$\langle Yes, Abort \rangle$ ,  $\langle Yes, Undecide \rangle$ , and  $\langle No, Abort \rangle$ <sup>1</sup>. The necessity of collecting both votes and decisions to keep protocol safe and alive is justified in Section 5.1 and Section 5.2.

We also equip the coordinator node  $C^*$  with a component called robustness-level state machine (RLSM) manager, which is responsible for determining the suitable protocol  $\Pi_T$  to execute  $T$ . More specifically, we first represent three operating environments in Section 2.2 as three robustness levels: failure-free ( $L_{FF}$ ), crash failure ( $L_{CF}$ ), and network failure ( $L_{NF}$ ). During a transaction execution, FLAC analyzes the results reported by participant nodes to detect if any failure occurs. If there is an unexpected failure occurring in a participant node (e.g., network failure or crash failure), it will upgrade this node’s robustness level to a more stringent level. Otherwise, FLAC will record the total number of consecutive transactions which have been executed successfully in this node. If this number reaches a threshold representing the environment’s stability, FLAC will downgrade the node’s robustness level to a more lenient level. Later in Section 5, we shall describe how to use reinforcement learning to fine-tune this threshold so that FLAC can adapt well to changes of the operating environment.

In our system model, we follow existing works [28, 33, 42, 50] to assume *reliable* but *delayable* connections between nodes. Furthermore, although we currently separate the coordinator from the participants, FLAC can be easily extended to the setting where the coordinator also serves as a participant node, like the system model proposed in [34]. This setting is simply an optimized version of our current system model, in which the connection between that participant and the coordinator happens in the same node.

We summarize the notations used in this paper in Table 1.

Table 1: Symbols and descriptions

$S$	the system of $n$ participant nodes $C_1, \dots, C_n$
$C^*$	the coordinator node
$T$	the transaction sent to $C^*$
$C_T$	the participant nodes contributing to the commit of $T$
$\mathcal{R}_T$	the tentative execution results of $C_T$ for $T$
$\Pi_T$	the protocol selected for $T$

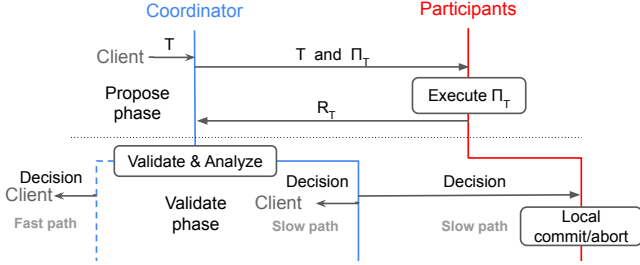
#### 3.2 Transaction Processing

FLAC requires two phases to process a transaction  $T$ : the *propose* and the *validate* phase. They are described as follows.

**3.2.1 The propose phase.** The coordinator  $C^*$  first selects a protocol  $\Pi_T$  based on the most stringent robustness level of participant nodes  $C_T$  of  $T$ . Then, it instructs all these nodes to execute  $\Pi_T$  to process  $T$  tentatively or persistently. Next, relevant participant nodes  $C_T$  execute  $\Pi_T$  trying to make local decisions for  $T$ . There are two scenarios for each participant node as follows. Firstly, if the participant can make an *Abort* or *Commit* decision, it will complete its local execution for  $T$ , add the decision in its log, and roll back or persist the local changes respectively. Secondly, if the participant cannot make a decision (i.e., stays *Undecide*), it will block its local transaction

<sup>1</sup>The two cases  $\langle No, Commit \rangle$  and  $\langle No, Undecide \rangle$  will never occur since participants which vote *No* will always decide *Abort* immediately (by the validity property in Definition 1).

execution and wait for the message from the coordinator or other participants to continue. In any cases, all participant nodes in  $C_T$  will eventually reply their final states (*Commit/Abort/Undecide*) and initial votes (*Yes/No*) to  $C^*$ . The collection of decisions and votes constitutes the set of results  $\mathcal{R}_T$ , which is processed by FLAC in the second phase: the *validate* phase.



**Figure 2: Overall timeline of FLAC. Fast path happens when all participants make an *Abort* or *Commit* decision. Slow path occurs when some participants stay *Undecide*.**

**3.2.2 The validate phase.** In this phase, the coordinator  $C^*$  performs two tasks concurrently to process the result set  $\mathcal{R}_T$ . Firstly,  $C^*$  analyzes the results in  $\mathcal{R}_T$  to detect if any failure occurs and adjusts the robustness level of nodes in  $C_T$  accordingly. We will explain in detail this adjustment in Section 5. Secondly, it commits or aborts the transaction  $T$  in a *fast* or a *slow* execution path.

In particular, a *fast path* is resulted when all nodes in  $C_T$  have decided to abort or commit the transaction  $T$ . Since  $T$  is already rolled back or made persist in the *propose* phase at each participant node (Section 3.2.1), the participants have finished their executions of  $T$ , and thus the coordinator  $C^*$  only needs to send the decision to clients and terminate the transaction  $T$ . This path is illustrated by the blue dashed line in Figure 2.

In contrast, a *slow path* is resulted when not all participant nodes  $C_T$  have decided to abort/commit the transaction  $T$ . In this case, the coordinator  $C^*$  dictates a decision according to  $\mathcal{R}_T$  and  $\Pi_T$ , and then notifies all participants. Each participant, upon receiving the decision, will locally commit or abort  $T$  on its storage. After broadcasting all messages to notify the decision, the coordinator then reports the decision to clients. This path is illustrated by the red and blue solid lines; both labeled by “Slow path” in Figure 2.

FLAC executes most transactions in *fast path* for efficiency. The reason is two-fold. On the coordinator side, the *slow path* requires it to broadcast decisions to all *Undecide* participants, which slightly increases the latency. On the participants’ side, the *slow path* requires each participant to block and wait for decisions from other nodes, which introduces significant contention between concurrent transactions and reduces the throughput. Therefore, to achieve high performance, FLAC tries to execute most transactions in *fast path*.

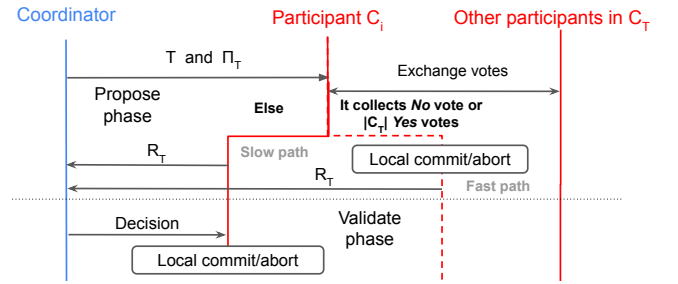
## 4 DEDICATED PROTOCOLS FOR DIFFERENT OPERATING ENVIRONMENTS

This section describes the three dedicated protocols  $\text{FLAC}_{\text{FF}}$ ,  $\text{FLAC}_{\text{CF}}$ ,  $\text{FLAC}_{\text{NF}}$  that our FLAC protocol uses to operate in three different environments: failure-free, crash-failure, and network-failure. We

first present each protocol in detail and then prove their correctness. Finally, we compare these dedicated protocols with existing ACPs and discuss their strengths and weaknesses.

### 4.1 $\text{FLAC}_{\text{FF}}$ for Failure-Free Environment

Distributed systems suffer from two major bottlenecks related to ACP [32, 62]. First, the long coordinator-side delay prolongs the latency of distributed transactions. Second, the long participant-side delay of ACP could block the execution of concurrent transactions and limit system parallelism. In the failure-free environment,  $\text{FLAC}_{\text{FF}}$  assumes no network failures or crash failures among all participant and coordinator nodes. This gives us opportunities to address both aforementioned challenges. By adopting optimizations discussed in Section 2.2, we design  $\text{FLAC}_{\text{FF}}$  to take fewer message delays on both the coordinator and the participants than existing ACPs like 2PC [42] in failure-free environments.



**Figure 3: Timeline of  $\text{FLAC}_{\text{FF}}$ .**

We describe the  $\text{FLAC}_{\text{FF}}$  protocol for the coordinator and the participants in Algorithms 1 and 2, respectively. Its timeline is also illustrated in Figure 3. The coordinator initiates an execution of the protocol on receiving a transaction  $T$  from clients. It sends the *Propose* message to all involved participants  $C_T$  and then waits for their execution results in  $W_{C^*}$  time (Algorithm 1, lines 1–2).

---

#### Algorithm 1: $\text{FLAC}_{\text{FF}}$ for the coordinator node $C^*$ .

---

- Data:**  $T, C_T$  – the input transaction and its participant nodes.  
**Result:** the final global decision for  $T$ .
- 1 Broadcast *Propose* messages with  $(T, t_{\text{sent}}, C_T)$  to all  $C_T$
  - 2  $W_{C^*} \leftarrow \max\{U(C^*, C_i) + U(C_i, C_j) + U(C_j, C^*) \mid C_i, C_j \in C_T\}$
  - 3  $\mathcal{R}_T \leftarrow$  execution results for  $T$  from  $C_T$  that arrive in  $W_{C^*}$  time.
  - 4 **if**  $\mathcal{R}_T$  contains  $v = \text{Abort}$  or  $v = \text{Commit}$  **then**
  - 5     Broadcast  $v$  to nodes in  $C_T$  who have not replied decisions.
  - 6     **return**  $v$
  - 7 **if**  $|\mathcal{R}_T| = |C_T|$  **then**
  - 8     Broadcast *Commit* to all participants in  $C_T$
  - 9     **return** *Commit*
  - 10 **else** run termination protocol
- 

In Algorithm 1,  $W_{C^*}$  is the network timeout on the coordinator: it is used to accommodate all the results sent back from failure-free participants. We compute  $W^*$  by utilizing a parameter called the message delay upper bound  $U$ . Given two arbitrary nodes

---

**Algorithm 2:** FLAC<sub>FF</sub> for each participant node  $C_i$ .
 

---

**Data:**  $T, C_T$ : the input transaction and its participant nodes.  
 $t_{\text{sent}}$ : the sent time of the *Propose* message by  $C^*$ .  
 $t_{\text{recv}}$ : the received time of the *Propose* message by  $C_i$ .  
**Result:** the final decision of  $C_i$  for  $T$ .

```

11  $v \leftarrow \text{DetermineLocalVote}(T)$  // the vote of  $C_i$ 
12 Broadcast  $v$  for  $T$  to all other nodes in  $C_T$ 
13 if  $v$  is No then
14     Send back  $\langle \text{No}, \text{Abort} \rangle$  to  $C^*$ 
15     return Abort
16  $W_{C_i} \leftarrow \max\{t_{\text{sent}} + U(C^*, C_j) + U(C_j, C_i) - t_{\text{recv}} \mid C_j \in C_T\}$ 
17 if receive a No for  $T$  from a node in  $C_T$  within  $W_{C_i}$  time then
18     Send back  $\langle \text{Yes}, \text{Abort} \rangle$  to  $C^*$ 
19     return Abort
20 if receive Yes for  $T$  from all nodes in  $C_T$  within  $W_{C_i}$  time then
21     Send back  $\langle \text{Yes}, \text{Commit} \rangle$  to  $C^*$ 
22     return Commit
23 Send back  $\langle \text{Yes}, \text{Undecide} \rangle$  to  $C^*$ 
24 if receive a decision  $d$  from  $C^*$  within crash timeout then
25     return  $d$ 
26 else run termination protocol
    
```

---

$x$  and  $y$ ,  $U(x, y)$  indicates the time window for all messages between these two nodes to arrive without network failures. It is computed by multiplying the maximum delay  $\sigma(x, y)$  of a ping message<sup>2</sup> between  $x$  and  $y$  with a network buffer parameter  $r$ <sup>3</sup>, that is:  $U(x, y) = \sigma(x, y) \times r$ . Using this maximum message delay upper bound  $U$ , we can calculate the network timeout  $W_{C_i}$  by the maximum time for a failure-free participant  $C_i$  to get votes from all others participants  $C_j \in C_T$  and replies its message to  $C^*$ , that is:  $W_{C_i} = \max\{U(C^*, C_j) + U(C_j, C_i) + U(C_i, C^*)\}$ , for any  $C_i, C_j \in C_T$ .

For each participant  $C_i$ , upon receiving the *Propose* message, it first determines and broadcasts its local vote to other participants (Algorithm 2, lines 11, 12). If this vote is *No*, it will decide to abort the transaction (lines 13–15). Otherwise, it will exchange votes with other participants within the pre-calculated network timeout  $W_{C_i}$  (lines 16–26). Here,  $W_{C_i}$  is computed by subtracting the latest arrival time of votes sent from failure-free participants to  $C_i$  by the received time of the *Propose* message on  $C_i$ . More specifically,  $W_{C_i} = \max\{t_{\text{sent}} + U(C^*, C_j) + U(C_j, C_i) - t_{\text{recv}}\}$ , for any  $C_j \in C_T$ , where  $t_{\text{sent}}, t_{\text{recv}}$  are respectively the clock time of  $C^*$  and  $C_i$  when sending and receiving the *Propose* message<sup>4</sup>.

Within the network timeout  $W_{C_i}$ , the participant  $C_i$  will decide *Abort* if it receives a *No* vote (lines 17–19), or decide *Commit* if it receives *Yes* votes from all participants (lines 20–22). Otherwise,  $C_i$  will remain *Undecide*, send back this result to the coordinator, and wait for the coordinator’s decision (lines 23–26). If it can receive a decision before a crash timeout, it will return that decision and finish the execution (lines 24–25). Otherwise, the coordinator might

<sup>2</sup>Each ping message is a 64-byte ICMP package. We measured this ping message delay for 100 times (when the network connection between  $x$  and  $y$  is stable) and took the maximum value as  $\sigma(x, y)$ .

<sup>3</sup>The network buffer parameter  $r$  is used to adjust the message delay upper bound for different network conditions. We will show later in the experiments (Section 6.2.3) how different values of  $r$ , ranging from 0.1 to 8, affect the performance of FLAC.

<sup>4</sup>This computation might be affected by clock skew and makes  $W_{C_i}$  inaccurate, as pointed out in [57]. However, such clock skew will not affect the correctness of FLAC<sub>FF</sub>.

crash, and  $C_i$  will run a termination protocol to get the decision from other participant nodes in  $C_T$ , or to reach an agreement among them on  $T$ ’s decision with a new coordinator (line 26).

For the coordinator  $C^*$ , after collecting the result set  $\mathcal{R}_T$ , it will proceed with one of the following three scenarios. Firstly, if  $\mathcal{R}_T$  includes a *Commit* or *Abort* decision,  $C^*$  will broadcast this decision to other *Undecide* participants, and then returns it to clients (Algorithm 1, lines 4–6). Note that when there is no *Undecide* participant, this execution path is called the *fast path*, as illustrated in Figure 2. Secondly, if  $\mathcal{R}_T$  contains results from all participants who also stay *Undecide*, then all these participants vote *Yes*<sup>5</sup>. Thus,  $C^*$  can simply notify a *Commit* decision to them and return this decision (lines 7–9). Finally, if  $\mathcal{R}_T$  does not contain the results of all participants,  $C^*$  will not have enough information to make a decision. Then, it will run the termination protocol to continue the execution of  $T$  (line 10).  $C^*$  will wait for the results of other participants until (i) it can receive an *Abort* or a *Commit* decision to decide for  $T$  accordingly or (ii) it can receive the same  $\langle \text{Yes}, \text{Undecide} \rangle$  results from all participants and decide *Commit* for  $T$ . For crash recovery, FLAC adds transaction logs into non-volatile storage and recovers from crash failures like existing ACPs [28, 42]. Details about FLAC’s failure handling can be found in Appendix A.1.

## 4.2 FLAC<sub>CF</sub> for Crash-Failure Environment

In the crash-failure environment, FLAC assumes no delayed message among the participant nodes. However, these nodes are subject to crashes. Therefore, we consider the following two requirements when designing FLAC<sub>CF</sub> to improve its performance. Firstly, FLAC<sub>CF</sub> will always ensure liveness when crash failures happen, to reduce the blocking of resources [12, 33, 49]. Secondly, it will quickly abort transactions that cannot commit due to crash failures so that they do not affect the commit of other transactions. We present the FLAC<sub>CF</sub> protocol in Algorithms 3, 4 and Figure 4.

On the coordinator side, to meet the above requirements, FLAC<sub>CF</sub> will quickly abort a transaction if it cannot receive results from all participants after the network timeout  $W_{C^*}$  (Algorithm 3, lines 10–12). It is also the only difference between the FLAC<sub>CF</sub> and FLAC<sub>FF</sub> protocols for the coordinator (Algorithm 3 vs. Algorithm 1).

On the participant side, the FLAC<sub>CF</sub> protocol for each participant (Algorithm 4) is also similar to the FLAC<sub>FF</sub> protocol (Algorithm 2), except for the following two differences. Firstly, to satisfy the liveness requirement, we apply the *transmission-before-decide* technique as proposed in [28]. Each participant will broadcast their decision to other nodes before rolling back or persisting the transaction (Algorithm 4, lines 16, 23, and 27). With reliable connections, the broadcasted decision will eventually reach every non-crashed node. Therefore, when a participant is blocked for not receiving any decision, no participant has decided for  $T$ . It can then communicate with a new coordinator to commit or abort the transaction (line 21). Secondly, each participant can quickly abort a transaction if it can detect a crash failure in other participants. In particular, if the participant  $C_i$  does not receive all *Yes* votes from other participants within the network timeout  $W_{C_i}$ , it can directly decide *Abort* (lines 26–29). This processing corresponds to the *fast execution path* of the participant, as illustrated in Figure 4.

<sup>5</sup>The result  $\langle \text{No}, \text{Undecide} \rangle$  will never occur.





**Table 2: Comparison of protocols w.r.t. a transaction  $T$ , where  $N$  is the number of nodes contributing to the commit of  $T$  ( $N = |C_T|$ ).**

	FLAC <sub>FF</sub>	FLAC <sub>CF</sub>	FLAC <sub>NF</sub>	2PC	3PC	PAC	EasyCommit
Number of message delays on coordinator	3	3	2	4	6	4	2
Number of message delays on participant (Commit)	1	3	2	2	4	4	2
Number of message delays on participant (Abort)	1	1	2	2	2	2	2
Number of message delays on participant (Crash)	-	1	2	2	2	2	2
Message complexity (number of exchanged messages)	$O(N^2)$	$O(N^2)$	$O(N^2)$	$O(N)$	$O(N)$	$O(N)$	$O(N^2)$
Fault tolerance	$\emptyset$	{CF}	{CF, NF}	{NF}	{CF, NF}	{CF, NF}	{CF, NF}

(5). For FLAC<sub>NF</sub>, it is identical to EC; therefore, its safety is guaranteed since EC’s safety is proved in [28].  $\square$

**PROPOSITION 2 (LIVENESS).** *All protocols in FLAC ensure the termination property when executed in expected operating conditions.*

**PROOF.** FLAC<sub>FF</sub> does not need to consider the transaction blocking due to crash failures for its failure-free operating condition assumptions. FLAC<sub>CF</sub> makes progress with its termination protocol in case of timeout due to crash failures (Section 4.2). Finally, FLAC<sub>NF</sub>, which is identical to EC, has been proven to be non-blocking in [28].  $\square$

#### 4.5 Protocol Comparison

We conclude this section by presenting a theoretical comparison among FLAC<sub>FF</sub>, FLAC<sub>CF</sub>, FLAC<sub>NF</sub>, and other ACPs: 2PC [42], 3PC [33], PAC [40], Easy Commit [28] in Table 2. Here, we calculate the maximum number of message delays that can happen on the coordinator and participants. There are three cases related to a FLAC execution: when it successfully commits a transaction, aborts a transaction, or crashes before the transaction begins. We also measure the message complexity, and describe which failures each protocol can tolerate while ensuring liveness.

Overall, FLAC<sub>FF</sub> and FLAC<sub>CF</sub> require fewer message delays on both the coordinator and the participants, compared to 2PC, 3PC, and PAC. As discussed in Section 4.1, the fewer message delay enables FLAC<sub>FF</sub> and FLAC<sub>CF</sub> to perform better than other protocols in distributed settings. Table 2 also emphasizes our goal to design FLAC to adapt well to the changes in the operating environment. FLAC can perform well in different operating conditions: while FLAC<sub>FF</sub> is designed for failure-free environments, FLAC<sub>CF</sub> can tolerate crash failures, and FLAC<sub>NF</sub> can endure both crash and network failures. This is the major difference between FLAC and the other protocols like 2PC, which can only support network failures, or 3PC, EC, which can endure crash and network failures, but might not perform well in the failure-free environment.

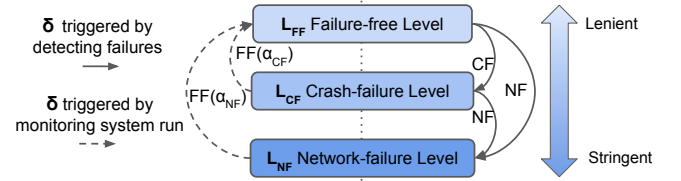
### 5 ROBUSTNESS-LEVEL STATE MACHINES

We now describe the robustness-level state machine (RLSM) manager of the coordinator node (Figure 1). Recall that this component is responsible for capturing the robustness level of each participant node so that the coordinator can determine the suitable dedicated protocol (FLAC<sub>FF</sub>, FLAC<sub>CF</sub>, or FLAC<sub>NF</sub>) to execute a transaction. Following previous works [9, 26], we design RLSM as a lightweight and practical failure detector that provides enough properties to ensure FLAC’s liveness. To minimize RLSM’s impact on transaction processing, RLSM does not add any extra network communications

(only based on  $\mathcal{R}_T$ ), and it only adjusts protocols when liveness is affected. Note that we employ an RL-based parameter tuner for RLSM’s downgrade transitions. To avoid this parameter tuning becoming a new bottleneck, we take its model training off the critical path and cache the learned results. In the following, we formalize the RLSM in Definition 2 and describe its state transitions.

**DEFINITION 2 (RLSM).** *A robustness-level state machine (RLSM) is a state machine denoted as  $\langle \mathcal{L}, L_0, \mathcal{E}, \delta \rangle$ , which comprises of:*

- A set of states  $\mathcal{L} = \{L_{FF}, L_{CF}, L_{NF}\}$ , in which  $L_{FF}, L_{CF}, L_{NF}$  respectively represent the failure-free, crash-failure, and network-failure robustness levels.
- An initial state  $L_0 = L_{FF}$ .
- A set of input events  $\mathcal{E} = \{CF, NF, FF(\alpha_{CF}), FF(\alpha_{NF})\}$ , in which  $CF, NF$  respectively indicate a crash or a network failure occurs in a transaction execution,  $FF(\alpha_{CF}), FF(\alpha_{NF})$  respectively represent a sequence of  $\alpha_{CF}$  and a sequence of  $\alpha_{NF}$  consecutive failure-free transaction executions at the crash- and the network-failure level.
- A state transition function  $\delta : \mathcal{L} \times \mathcal{E} \rightarrow \mathcal{L}$ , which is defined as the illustration in Figure 5.


**Figure 5: RLSM transition diagram.**

Note that in Definition 2, parameter  $\alpha_{CF}$  and  $\alpha_{NF}$  of the two events  $FF(\alpha_{CF})$  and  $FF(\alpha_{NF})$  are determined separately for transaction executions in the crash-failure and the network-failure levels. Moreover, for each transition state, the RLSM manager can only detect events corresponding to the state’s intolerable failures. Specifically, while it can detect the two events  $CF, NF$  for  $L_{FF}$  state, only the event  $NF$  can be caught for  $L_{CF}$  state. Furthermore, none of the two events  $CF$  and  $NF$  can be tracked for  $L_{NF}$  state.

Algorithm 5 formalizes how the RLSM manager detects unexpected failures or consecutive failure-free executions and sends the corresponding events (Definition 2) to the participants’ RLSMs. Firstly, if the RLSM manager can detect a crash or a network failure during a transaction execution (lines 2, 5, 8, 10), it will trigger a  $CF$  or  $NF$  event to update the current state to a more stringent robustness level  $L_{CF}$  or  $L_{NF}$  (lines 3, 4, 6, 9, 11). This update is called the *robustness upgrade* transition; it corresponds to the solid lines in Figure 5. Secondly, if the RLSM manager observes a number of failure-free consecutive executions in a high robustness-level

state ( $\alpha_{CF}$  times for  $L_{CF}$  and  $\alpha_{NF}$  times for  $L_{NF}$  – lines 13, 17), it will respectively trigger the event  $FF(\alpha_{CF})$  or  $FF(\alpha_{NF})$  to move the system to the lowest robustness-level state  $L_{FF}$  (lines 14, 18). This update is called the *robustness downgrade* transition; it corresponds to the dotted lines in Figure 5. In the following subsections, we will elaborate on these failure detections and robustness transitions.

---

**Algorithm 5:** State transition algorithm by the RLSM manager.

---

**Data:**  $L, C_T, \mathcal{R}_T, \alpha_{CF}, \alpha_{NF}$ : the current level, the set of participants, the execution results of the transaction  $T$  and two parameters of downgrade transitions.

**Result:** Events sent to the participants’ RLSMs

```

1 if  $L = L_{FF}$  then
2   if  $|\mathcal{R}_T| < |C_T|$  then
3     Send  $CF$  to the RLSMs of non-responsive participants.
4     Send  $NF$  to the RLSMs of participants that reply late.
5   else if  $\langle Yes, Undecide \rangle \in \mathcal{R}_T$  then
6     Send  $NF$  to the RLSMs of all participants in  $C_T$ .
7 else if  $L = L_{CF}$  then
8   if  $|\mathcal{R}_T| < |C_T|$  then
9     Send  $NF$  to the RLSMs of participants that reply late.
10  else if  $\langle Yes, Abort \rangle \in \mathcal{R}_T$ , and  $\langle No, \_ \rangle \notin \mathcal{R}_T$  then
11    Send  $NF$  to the RLSMs of all participants in  $C_T$ .
12  for  $C_i \in C_T$  do
13    if NumOfConsecutiveFailureFreeRuns( $C_i$ ) =  $\alpha_{CF}$  then
14      Send  $FF(\alpha_{CF})$  to the RLSM of  $C_i$ .
15 else //  $L = L_{NF}$ 
16   for  $C_i \in C_T$  do
17     if NumOfConsecutiveFailureFreeRuns( $C_i$ ) =  $\alpha_{NF}$  then
18       Send  $FF(\alpha_{NF})$  to the RLSM of  $C_i$ .
```

---

### 5.1 Robustness-Upgrade Transitions

The robustness-upgrade transition shifts RLSM of a participant toward a more stringent robustness level so that subsequent transactions involving it can run with a more resilient protocol. We design FLAC to take a lazy approach that only upgrades the robustness level when it can detect transaction-blocking failures by analyzing past execution results. It is different from traditional approaches [60, 64] that continuously monitor the systems to predict the periods when failure can happen proactively. Such monitoring can be a new bottleneck of the system. In contrast, FLAC can detect failures efficiently by analyzing past execution results as follows:

First, the RLSM manager can detect failures for both  $FLAC_{FF}$  and  $FLAC_{CF}$  by checking if the coordinator does not receive all participants’ results, i.e., some results are missing in  $\mathcal{R}_T$ . For  $FLAC_{FF}$ , the failure type is agnostic before a crash timeout. In this case, the RLSM manager first inputs  $CF$  events to the RLSMs of non-responsive participants, who are likely to crash (line 3). Then, it will send  $NF$  events to the RLSMs of participants who reply late (line 4), since these late replies are likely caused by network delays. For  $FLAC_{CF}$ , it tolerates crash failures, and thus only needs to detect network failures. Like the previous case, the RLSM manager will input  $NF$  events to the RLSMs of participants who reply late (line 9).

Second, the RLSM manager can detect network failures for both  $FLAC_{FF}$  and  $FLAC_{CF}$  by analyzing the received results. For  $FLAC_{FF}$ ,

it will report that network failures occur between participants if the coordinator receives  $\langle Yes, Undecide \rangle$  (lines 5–6). This *Undecide* result indicates that some votes sent to a participant did not arrive on time due to network delay. For  $FLAC_{CF}$ , it will conclude that a network failure occurs if there exist aborted transactions that get all *Yes* votes (lines 10–11). This is because if there were no network failures and all participants voted *Yes*, the transactions should have been committed. For both  $FLAC_{FF}$  and  $FLAC_{CF}$ , if a network failure occurred, the RLSM manager cannot identify precisely the involved participants, since the failure can happen among a set of nodes. Therefore, the RLSM manager will shift all the participants’ states to the network-failure level (lines 6, 11).

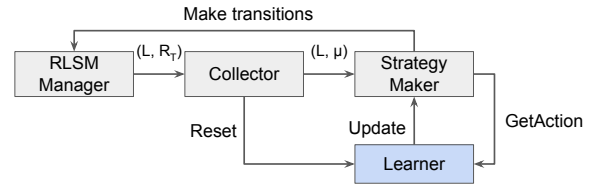
We prove the correctness of our failure detection rules above in Appendix A.2. We also prove the soundness and completeness of the RLSM state transition algorithm in Appendix A.3 and the correctness of FLAC in Appendix A.4.

### 5.2 Robustness-Downgrade Transitions

The robustness-downgrade transitions shift the RLSM state from a stringent level to a lenient one. FLAC triggers these transitions by monitoring the protocol execution. Specifically, if there is a participant in the crash-failure level who can consecutively execute  $\alpha_{CF}$  transactions without any failure, then the RLSM manager can transition its RLSM to the failure-free level (lines 13–14). Likewise,  $\alpha_{NF}$  is the number of consecutive failure-free transaction executions that a participant must perform at the network-failure level before its RLSM can be shifted to the failure-free level (lines 17–18).

The two parameters  $\alpha_{CF}$ ,  $\alpha_{NF}$  above control the trade-off between the protocol adaptivity and the state transitioning frequency. Intuitively, the smaller values of  $\alpha_{CF}$  and  $\alpha_{NF}$  enable FLAC to react faster upon the change of operating conditions, thus getting more opportunities to run a more lenient protocol. However, it also lets FLAC enter the costly *slow path* when failures recur quickly.

*Fine-tuning  $\alpha_{CF}$  and  $\alpha_{NF}$  by reinforcement learning (RL).* Generally, it is challenging to fine-tune  $\alpha_{CF}$  and  $\alpha_{NF}$  to optimize the performance of FLAC. A naive approach is to exhaustively test their possible values, but this trial and error method is costly. Also, this test needs to be performed every time the system is reconfigured, such as, when adding a new node or replacing a machine. To mitigate this problem, we propose an RL-based optimizer to automatically select the best  $\alpha_{CF}$  and  $\alpha_{NF}$ . We employ q-learning [56] as the RL learner and build our model as depicted in Figure 6.



**Figure 6:** Overview of the RL-based optimizer, where  $L, \mu$  denote the current robustness level and the reward (average throughput).

In essence, the RLSM manager asynchronously sends the execution results  $\mathcal{R}_T$  with their robustness levels  $L$  to the collector. The collector resets the learner’s state once it encounters a level change. Otherwise, it buffers  $(L, \mathcal{R}_T)$  until enough pairs are collected. It then



calculates the average throughput (transaction per second – tps) as the reward  $\mu^6$  and sends  $(L, \mu)$  to the strategy maker, who can use this information to train the learner. The learner learns a Markov chain on whether to continue waiting or make the downgrade transitions regarding the current state. The strategy maker interacts with the learner during training and adjusts the participants’ RLSM according to the learner’s replies. After enough training, the strategy maker can cache the learned strategies as  $\alpha_{CF}$  or  $\alpha_{NF}$ .

According to our experiment that we will show later in Section 6.3.3, the throughput gain for parameters greater than 256 is insignificant, and thus we limit the maximum value of  $\alpha_{CF}$  and  $\alpha_{NF}$  to 256 in our RL model. With a limited search space, the parameter tuner only takes up to 5 seconds to tune the parameters. The users can call the RL-based parameter tuner after a time interval (e.g., hourly) or when the system is reconfigured (e.g. replacing a node).

The upward and downward transitions allow a participant’s RLSM to keep its data in memory without durability. They ensure the fast correction of RLSM whose robustness level may not match actual operating environments. Thus, the RLSM can be recovered to an arbitrary robustness level without concerns about protocol liveness. Our system sets the default RLSM level to the failure-free level to execute more transactions with lightweight protocols.

## 6 EVALUATION

We have implemented FLAC in a prototype system using mostly Golang, except the reinforcement learning component is written in Python. Our system processes transactions similarly to Google’s Percolator [44]. Each transaction retries when it gets aborted due to conflicts (at most 10 times). Our system does not retry transactions that cannot commit due to consistency requirements or system failures. The source code is published at [1].

We have also conducted extensive experiments to evaluate and compare the performance of FLAC with state-of-the-art ACPs: 2PC [42], 3PC [33], Easy Commit (EC) [28], and PAC [40]. For the base-lines 2PC, 3PC, and EC, we adopted the implementation design in [28]. For PAC [40], we implemented its centralized variant, denoted as C-PAC, where the coordinator is fixed as the leader. Note that we do not compare FLAC with protocols designed for systems which replicate data across different nodes like TAPIR [63], G-PAC [40] since their settings are different from FLAC’s system model.

In the following, we will present our detailed experimental results regarding to three main aspects: (1) performance comparison of FLAC versus other protocols: 2PC, 3PC, EC, C-PAC, (2) impact of FLAC’s parameters (network buffer parameter  $r$ , numbers of consecutive failure-free runs  $\alpha_{CF}$ ,  $\alpha_{NF}$ ) on its performance, and (3) effectiveness of reinforcement learning in enhancing the performance of FLAC for unstable operating conditions. Appendix B also includes experiments about the effect of network delays, a comparison between FLAC and replicated commit protocols, FLAC’s message delay side effects, and a sensitivity analysis showing FLAC’s performance under varying cross-shared transaction percentages.

<sup>6</sup>Users can decide how to choose a suitable reward function to obtain good performance, depending on their applications. In this work, we use the average throughput. Other systems such as [14, 18, 57] value tail latency, while [17] value throughput, and [37, 59] value both and thus express their requirements using more complex functions.

## 6.1 Experiment Setup

We conducted experiments on 11 server nodes deployed in a data cluster with Ubuntu 20.04 system. Each server consists of 10x2 3.7GHz Intel Xeon CPU W-1290P processor, 128GB of DRAM, and connects to the cluster by 1Gbps network with 0.2ms network delay. For our experiments, we configure one node as the coordinator while the others are participants. Each node maintains a single server process that handles requests from others using lightweight execution threads. We simulate a cross-datacenter environment by adding 10ms latency to packages sent among these nodes.

**Benchmarks.** For micro benchmarking, we run the experiment on a YCSB-like micro-benchmark proposed in [13, 40, 46]. Clients continuously generate read and write multi-record transactions with closed loops, whose data access distribution fits Zipfian distribution [13] with a skew factor that controls contention. We make all transactions in this benchmark cross-shard by default to evaluate the performance of all protocols in handling cross-shard transactions. Tail latency (99% latency or P99 latency) is used to measure transaction latency since it can reflect precisely user experiences. This latency is also widely used by existing systems [11, 18, 45, 55].

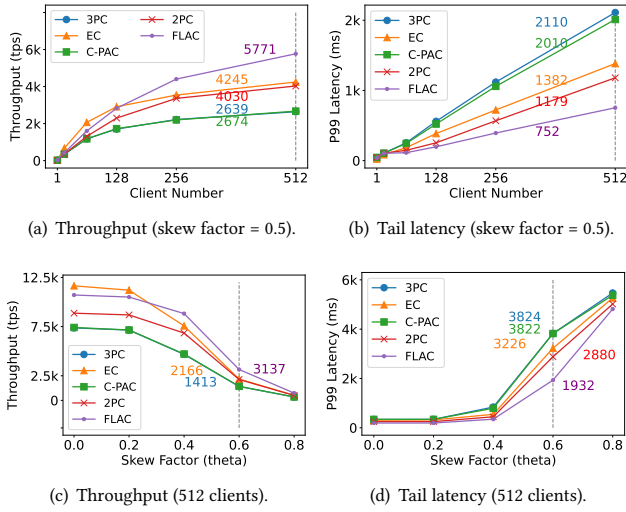
For macro benchmarking, we use TPC-C, a standard benchmark for OLTP systems that include three types of read-write and two types of read-only transactions [15]. We utilize three warehouses located separately in three server nodes. Each warehouse contains 10 different districts, and each district maintains the information of 3000 customers. We use closed loops to simulate clients that keep sending transactions to the coordinator and control the contention by adjusting the client thread number. For this TPC-C benchmark, we only use ACPs for cross-shard transactions and commit all single-shard transactions in a single message round trip as in [28, 38].

**Parameters.** We conduct the experiments in two operating environments: (i) the failure-free environment, and (ii) the failure environment where crash and network failures frequently occurs. A parameter  $\tau$  is used to control how failures are generated: in every cycle of  $2\tau$  seconds, the system exhibits  $\tau$  seconds of crash or network failures, and then resumes to normal for the remaining  $\tau$  seconds. By default, we set the number of clients to 512 (YCSB-like) and 3000 (TPC-C), skew factor to 0.5, and network buffer parameter  $r$  to 1. We also follow the existing works [2, 40] to set the number of participant nodes to 3 when assessing the protocols’ detailed performance. An experiment with varying number of participants, ranging from 3 to 10, is also conducted to evaluate their scalability.

## 6.2 Performance in Failure-Free Environment

In this environment, no failure will occur. We start to record the experimental data 5 seconds after all the machines have warmed up. All tests are run for 10 times and we record their average results.

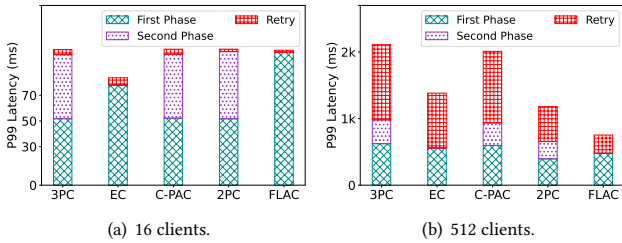
**6.2.1 Experiment with the YCSB-like micro-benchmark, under varying numbers of clients and different skew factors.** Figure 7 presents our experimental results, in which, FLAC demonstrates a significant gain in throughput, with a substantial reduction in latency in all these settings. For example, when there are 512 clients (Figures 7a and 7b), FLAC achieves 1.36x, 1.43x, 2.19x, and 2.16x throughput speedup compared to EC, 2PC, 3PC, and C-PAC, while FLAC’s latency is about 54.4%, 63.8%, 35.6%, and 37.4% of the others respectively. When the skew factor is 0.6 (Figures 7c and 7d), it achieves



**Figure 7: Performance of all protocols under the YCSB-like micro-benchmark with varying client numbers, skew factors.**

from 1.45x to 2.22x throughput speedup and from 32.9% to 49.5% decrease in latency compared to other protocols EC, 2PC, 3PC, and C-PAC. Again, these better performances of FLAC are contributed by the protocol  $FLAC_{FF}$  in this failure-free environment. More specifically,  $FLAC_{FF}$  requires only 1 message delay on each participant to commit or abort transactions, while all the protocols EC, 2PC, 3PC, and C-PAC require at least 2 message delays (Table 2).

We also observe in Figure 7 that FLAC performs slightly worse than EC in low contention settings with small number of clients (1-128) and low value of skew factor (0.0-0.3). In the low contention setting, the protocols' performance is dependent mainly on the latency of the coordinator side. EC can perform better in such setting since it requires only 2 message delays on the coordinator side, which is less than 3 of  $FLAC_{FF}$  (Table 2).

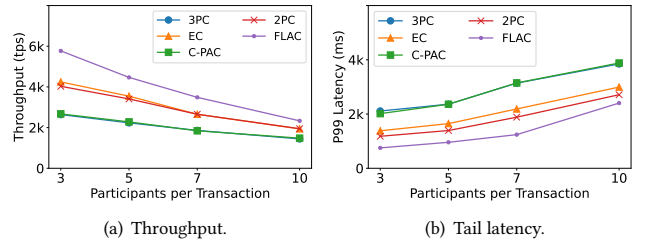


**Figure 8: Latency breakdown under the YCSB-like micro-benchmark when there are 16 and 512 clients.**

The above observation is also consistent with our experimental results on latency breakdown of all protocols in Figure 8. In low contention, EC performs the best for its fewer coordinator side delays (Figure 8(a)), while FLAC outperforms others for the reduce in retry cost thanks to its less blocking between transactions (Figure 8(b)).

**6.2.2 Scalability evaluation of all protocols with the YCSB-like micro-benchmark, under a varying number of participants.** As mentioned previously, we follow existing works [2, 40] to set the number

of participants to 3. However, in practice, users can choose to use a different number of participants depending on applications. Therefore, we conduct this experiment to study how FLAC and other protocols can scale with a larger number of participants, ranging from 3 to 10. According to Figure 9, when the number of participants increases, the throughput of all the protocols reduces, while their latency increases. Such decay in performance is due to the long occupation of transaction resources across multiple nodes, when the number of nodes gets larger. Nevertheless, FLAC still performs better than others in all settings. For example, in the settings of 3 and 10 participant nodes, it respectively obtains from 1.36x to 2.19x and from 1.20x to 1.62x throughput speedup more than other protocols. This performance gain is also due to the similar reason we explained before: the protocol  $FLAC_{FF}$ , which operates in this failure-free environment, requires less number of participant-side message delays than other protocols (Table 2).



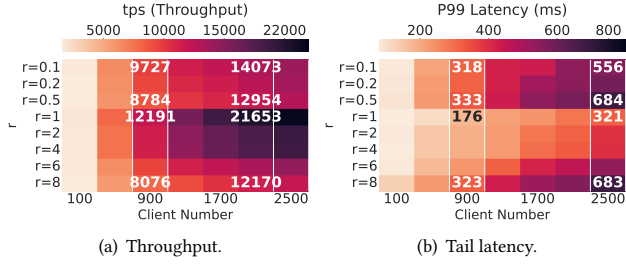
**Figure 9: Performance under the YCSB-like micro-benchmark with varying numbers of participants.**

**6.2.3 Impact of the Network Buffer Parameter  $r$ .** As described in Section 4.1, this parameter is used to adjust the message delay upper bound for different network conditions. To study its impact on protocol performance, we evaluate FLAC with the TPC-C benchmark under different contentions when the number of clients varies. The results are presented in Figure 10. Firstly, when  $r$  changes from 0.5 to 1, the throughput increases from 13.0K tps to 21.7K tps and the latency decreases from 684ms to 321ms. With smaller  $r$ , the system assumes a shorter network timeout to collect messages. Consequently, more messages fail to arrive within the network timeout, and FLAC regards them as network failures, causing it to incline to the more stringent network-failure level. Secondly, when  $r$  changes from 0.1 to 0.5 and from 1 to 8, the throughput decreases from 14.1K to 13.0K and from 21.7K to 12.2K, while the latency increases from 556ms to 684ms and from 321ms to 683ms, respectively. This degrading of FLAC's performance while  $r$  increases is because the coordinator waits for a longer time to get all participants' results before sending its decision back to them.

### 6.3 Performance on Failure Environment

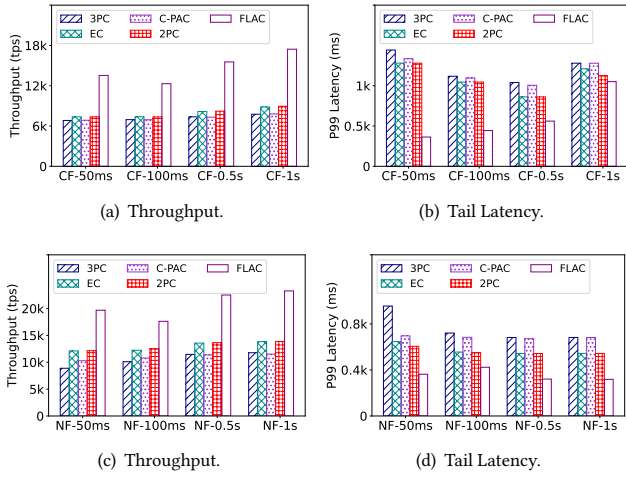
Failure environment is created by frequently injecting crashes or delays into nodes and network connections<sup>7</sup>. This injection is controlled by the parameter  $\tau$  (Section 6.1): a failure is triggered and

<sup>7</sup>We pick one participant and let it stop or delay message handling.



**Figure 10: Effects of network buffer parameter  $r$  on FLAC. Darker color indicates higher latency or throughput.**

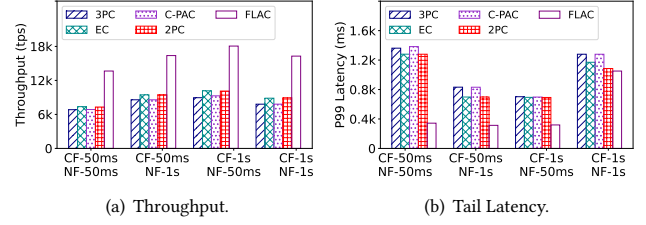
last in  $\tau$  seconds for a periodic cycle of  $2\tau$  seconds. We record experimental data after the machine warm up time in  $5 + 2\tau$  seconds<sup>8</sup>.



**Figure 11: Protocol performance under TPC-C benchmark with environments having only crash (a, b) or only network failures (c, d).**

**6.3.1 Experiment with the TPC-C benchmark and environments containing only crash failures or only network failures.** Figure 11 presents the experimental results in different environments where crash failures or network failures happen on a participant periodically. Here, the notation CF-50ms (or NF-50ms) means that the environment will repeatedly exhibit a crash failure (or a network failure) for 50ms and then resume to normal for another 50ms ( $\tau = 50ms$ ). In all failure settings ( $\tau = 50ms, 100ms, 0.5s, 1s$ ), FLAC always achieves better performance than other protocols. Figures 11(a) and 11(b) show that with periodic crash failures, FLAC gains from 1.67x to 2.25x throughput speedup, while its latency drops from 25.2% to 93.3%, compared to the next two best protocols EC and 2PC. Such improvement is derived from FLAC’s capability to select and execute the most suitable protocol between  $FLAC_{FF}$  and  $FLAC_{CF}$ . When network failures happen (Figures 11(c) and 11(d)) FLAC can still achieve better throughput speedup (from 1.41x to 2.22x), and lower latency (from 38.0% to 77.1%) compared to EC and 2PC. This performance improvement, again, is due to FLAC’s adaptivity to switch between its protocols ( $FLAC_{FF}$  and  $FLAC_{NF}$ ).

<sup>8</sup>5 seconds is the time needed to warm up all the machines, and  $2\tau$  seconds is one buffering time cycle needed for the performance of all the protocols to become stable.



**Figure 12: Protocol performance under the TPC-C benchmark with environments containing both crash and network failures.**

**6.3.2 Experiment with the TPC-C benchmark and environments containing both crash and network failures.** Figure 12 presents the experimental results in different environments where crash failures and network failures both happen. For example, the combined setting CF-50ms NF-1s indicate that the environment will repeatedly exhibit a crash failure for 50ms, resume to normal for the next 50ms, and then continue to exhibit a network failure for 1s, and return to normal for the next 1s. In all experimented settings (CF- $\tau_1$  NF- $\tau_2$ , where  $\tau_1, \tau_2$  can be 50ms or 1s), FLAC still performs the best among all protocols. In particular, it achieves from 1.73x to 2.09x more throughput speedup than EC and 2PC (the next two best protocols), while its latency reduced from 24.8% to 96.9% of them. This result is also due to FLAC’s ability to switch to a suitable protocol ( $FLAC_{FF}$ ,  $FLAC_{CF}$ , or  $FLAC_{NF}$ ) when the operating environment changes.

**6.3.3 Impact of reinforcement learning (RL) on fine-tuning robustness-downgrade parameters ( $\alpha_{CF}, \alpha_{NF}$ ) to FLAC’s performance.** Figure 13 reports the performance comparison of FLAC in failure environments when the parameters  $\alpha_{CF}, \alpha_{NF}$  are fine-tuned by RL compared to when they are fixed to 4 settings: (1)  $\alpha_{CF}=1, \alpha_{NF}=1$ , which adapts FLAC to environments where failures do not recur quickly (stable environments), (2)  $\alpha_{CF}=1, \alpha_{NF}=256$ , where network failures recur quickly, (3)  $\alpha_{CF}=256, \alpha_{NF}=1$ , where crash failures recur quickly, (4)  $\alpha_{CF}=256, \alpha_{NF}=256$ , where all failures recur quickly.

The result shows that FLAC obtains better or equivalent performances when  $\alpha_{CF}, \alpha_{NF}$  are fine-tuned by RL, compared to when they are fixed to certain values in all environments. In particular, FLAC with RL-tuned parameters outperforms other fix-valued settings in the environments where network failures recur fast (Figure 13(a), NF-50ms) or where crashes recur fast but network failures recur slowly (Figure 13(b), CF-50ms NF-1s).

We also notice that a fixed-value setting can enable FLAC to perform well in some environments, such as the settings (i)  $\alpha_{CF}=256, \alpha_{NF}=1$  for environments where crash failures recur fast (Figure 13(a), CF-50ms), (ii)  $\alpha_{CF}=1, \alpha_{NF}=1$  for stable environments (Figure 13(a), CF-1s, Figure 13(b), CF-1s NF-1s), and (iii)  $\alpha_{CF}=256, \alpha_{NF}=256$  for environments where network failures recur fast (Figure 13(a), NF-50s). However, there is no fixed-value setting that can make FLAC perform well in all experimented failure environments. In contrast, the setting that fine-tunes  $\alpha_{CF}, \alpha_{NF}$  by RL can boost FLAC to gain better performance in all these environments, as described earlier. Furthermore, FLAC only spent up to 5 seconds for such parameter tuning. This experiment confirms our proposal that RL can help to fine-tune the robustness-downgrade transition parameters so that FLAC can perform well in different failure environments.

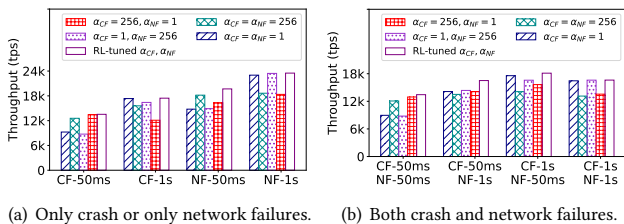


Figure 13: Comparison of FLAC’s performance under TPC-C benchmark with fixed-value and RL-tuned parameters  $\alpha_{CF}$ ,  $\alpha_{NF}$ .

## 7 RELATED WORKS

Atomic Commit Protocol (ACP) for distributed transactions is an important topic in database systems. Initially proposed by Skeen in [49], ACP sees a series of improvements in [24, 25, 27]. Among them, 2PC [42] is widely recognized as the golden standard in the industry but is also well-known to be the bottleneck of distributed systems for its low efficiency. Existing ACPs optimize 2PC by (i) enhancing the performance during normal processing, or (ii) improving availability by ensuring liveness property, or (iii) making the protocol adaptive for better overall performance.

To enhance the performance during normal processing, PrA (Presumed Abort) and PrC (Presumed Commit) protocols were introduced in [41], which use additional logs to reduce the cost of aborting or committing messages. PrC was further optimized in [35] by giving up knowledge about the transactions prior to coordinator failures to enhance its performance. Nonetheless, these protocols, and their variants in [6, 12], cannot reduce the participant-side message delay. To improve such participant-side message delay, 1PC [3] and other variant protocols [52–54] sacrifice the generalizability by adding additional strong assumptions, while O2PC [36] compromises the atomicity by optimistically assuming all global transactions will not fail to ensure serializability. Compared with them, FLAC can execute transactions more efficiently without compromising the generalizability or the ACID properties.

Several works have also been proposed to improve the availability of ACPs by ensuring the liveness property. 3PC and variant ACPs [28, 33, 50] address 2PC’s lack of termination when nodes fail by adding additional messages or communication steps. G-PAC and its variants [22, 30, 40, 63] ensure the liveness of 2PC under node failures by replication. Easy Commit (EC) reduces the communication steps of 3PC by the transmission-before-decide technique [28]. Paxos Commit is introduced in [22] to ensure liveness by replicating coordinator logs. Unlike them, FLAC does not require replicas; it is equipped with an adaptivity ability to handle failures and achieve high performance. Moreover, while other ACPs assume a fixed running condition, FLAC monitors the condition during execution and dynamically switches to a suitable dedicated protocol.

There are also other ACPs that can switch to operate a suitable protocol when system behavior or requirements change. For example, ACOM [48] can shift between 2PC-PrA and 2PC-PrC according to node behavior. ADTP [61] can let service providers choose between PrC and PrA. ML1-2PC [4, 5] can dynamically select either 1PC or 2PC based on transaction behavior and system requirements. Besides, a consensus protocol Domino [57] can adapt executions automatically between fast or slow paths with the network timeout.

Compared to these works, FLAC focuses on a different setting: it optimizes ACP for operating environments where crash or network failures can occur and change over time. Such setting is common in cloud systems [18], and FLAC can achieve good performance without compromising generalizability.

## 8 LIMITATIONS AND FUTURE WORK

We now discuss the limitations of FLAC and our future work. Firstly, FLAC’s higher message complexity can affect system performance when each transaction involves many participants. However, we have conducted additional experiments to study this limitation and observed that FLAC always performs better or at least comparably to other protocols in all settings. Details of these experiments are described in Appendix B.

Secondly, FLAC may compromise the liveness of transactions executed with wrong operating condition assumptions. The blocked transactions could exacerbate the contention between transactions and reduce system throughput. Such blocking has already been widely accepted in existing systems that use 2PC. Meanwhile, we have proposed RLSM to alleviate this problem, enabling FLAC to outperform all other protocols even in unstable environments.

Thirdly, we follow state-of-the-art ACPs [28, 29, 33, 42] to not consider system replication in the design of FLAC. Nonetheless, FLAC can be easily customized for replicated systems by three steps: asynchronously replicating decisions for  $FLAC_{FF}$  and  $FLAC_{CF}$ , synchronizing decisions to replicas upon transition to the network-failure level, and adopting replicated ACPs for  $FLAC_{NF}$ . We detail these steps in Appendix A.5. Note that FLAC does not always ensure availability when failures happen. Unlike replicated ACPs [22, 40, 63], FLAC is not designed for systems that require extremely high availability. Instead, it strikes a balance between system availability and efficiency. We discuss this issue with more details in Appendix A.5.

## 9 CONCLUSIONS

We have presented FLAC, a robust failure-aware atomic commit protocol for distributed transactions. FLAC includes a novel state transition model RLSM to infer the operating conditions. Reinforcement learning is also applied to boost its adaptivity and performance in unstable environments. We have implemented a distributed transactional key-value storage with FLAC and evaluated its performance. The results show that FLAC achieves up to 2.22x improvement in throughput and up to 2.82x speedup in latency, compared to existing protocols 2PC, 3PC, Easy Commit, C-PAC. We have also evaluated the effectiveness of reinforcement learning on tuning FLAC’s parameters. The results indicate that the tuning can improve the performance of FLAC in unstable environments.

## REFERENCES

- [1] 2023. Source code of FLAC. <https://github.com/nusdbsystem/FLAC>. Online; accessed: 2023-02-28.
- [2] M. Abdallah, R. Guerraoui, and P. Pucheral. 1998. One-phase commit: does it make sense?. In *Proceedings 1998 International Conference on Parallel and Distributed Systems (Cat. No. 98TB100250)*. 182–192.
- [3] Yousef Al-houmaily and Panos Chrysanthis. 1996. The Implicit-Yes Vote Commit Protocol with Delegation of Commitment.
- [4] Yousef Al-houmaily and Panos Chrysanthis. 2004. ML-1-2PC: An Adaptive Multi-level Atomic Commit Protocol, Vol. 3255. 275–290.



- [5] Yousef J. Al-Houmaily and Panos K. Chrysanthis. 2004. 1-2PC: The One-Two Phase Atomic Commit Protocol. In *Proceedings of the 2004 ACM Symposium on Applied Computing* (Nicosia, Cyprus) (SAC '04). Association for Computing Machinery, New York, NY, USA, 684–691.
- [6] Yousef J. Al-Houmaily, Panos K. Chrysanthis, and Steven P. Levitan. 1997. Enhancing the performance of presumed commit protocol. In *Proceedings of the 1997 ACM symposium on Applied computing*. 131–133.
- [7] G.K. Attaluri and K. Salem. 2002. The presumed-either two-phase commit protocol. *IEEE Transactions on Knowledge and Data Engineering* 14, 5 (2002), 1190–1196.
- [8] Miguel Castro and Barbara Liskov. 2002. Practical Byzantine fault tolerance and proactive recovery. *ACM Transactions on Computer Systems* 20, 4 (2002), 398–461.
- [9] Tushar Deepak Chandra. 1993. *Unreliable Failure Detectors for Asynchronous Distributed Systems*. Ph. D. Dissertation. Cornell University, USA.
- [10] CL Philip Chen and Chun-Yang Zhang. 2014. Data-intensive applications, challenges, techniques and technologies: A survey on Big Data. *Information sciences* 275 (2014), 314–347.
- [11] Xusheng Chen, Haoze Song, Jianyu Jiang, Chaoyi Ruan, Cheng Li, Sen Wang, Gong Zhang, Reynold Cheng, and Heming Cui. 2021. Achieving low tail-latency and high scalability for serializable transactions in edge computing. In *Proceedings of the Sixteenth European Conference on Computer Systems*. 210–227.
- [12] PK Chrysanthis, George Samaras, and YJ Al-Houmaily. 1998. Recovery and performance of atomic commit processing in distributed database systems. *Recovery Mechanisms in Database Systems* (1998), 370–416.
- [13] Brian F. Cooper, Adam Silberstein, Erwin Tam, Raghu Ramakrishnan, and Russell Sears. 2010. Benchmarking cloud serving systems with YCSB. In *Proceedings of the 1st ACM symposium on Cloud computing*. 143–154.
- [14] James C Corbett, Jeffrey Dean, Michael Epstein, Andrew Fikes, Christopher Frost, Jeffrey John Furman, Sanjay Ghemawat, Andrey Gubarev, Christopher Heiser, Peter Hochschild, et al. 2013. Spanner: Google’s globally distributed database. *ACM Transactions on Computer Systems* 31, 3 (2013), 1–22.
- [15] Transaction Processing Performance Council. 2010. TPC benchmark C (standard specification, revision 5.11), 2010. URL: <http://www.tpc.org/tpcc> (2010), 100.
- [16] Flavio Cristian. 1991. Understanding fault-tolerant distributed systems. *Commun. ACM* 34, 2 (1991), 56–78.
- [17] Biplob Deb Nath, Sudipta Sengupta, and Jin Li. 2010. FlashStore: High throughput persistent key-value store. *Proceedings of the VLDB Endowment* 3, 1-2 (2010), 1414–1425.
- [18] Giuseppe DeCandia, Deniz Hastorun, Madan Jampani, Gunavardhan Kakulapati, Avinash Lakshman, Alex Pilchin, Swaminathan Sivasubramanian, Peter Voss, and Werner Vogels. 2007. Dynamo: Amazon’s highly available key-value store. *ACM SIGOPS operating systems review* 41, 6 (2007), 205–220.
- [19] Richard A DeMillo, Nancy A Lynch, and Michael J Merritt. 1982. Cryptographic protocols. In *Proceedings of the fourteenth annual ACM symposium on Theory of computing*. 383–400.
- [20] Michael J Fischer, Nancy A Lynch, and Michael S Paterson. 1985. Impossibility of distributed consensus with one faulty process. *Journal of the ACM (JACM)* 32, 2 (1985), 374–382.
- [21] Svend Frolund and Jari Koistinen. 1998. Quality-of-service specification in distributed object systems. *Distributed Systems Engineering* 5, 4 (1998), 179.
- [22] Jim Gray and Leslie Lamport. 2006. Consensus on transaction commit. *ACM Transactions on Database Systems (TODS)* 31, 1 (2006), 133–160.
- [23] Jim Gray and Andreas Reuter. 1992. *Transaction processing: concepts and techniques*. Elsevier.
- [24] Rachid Guerraoui. 2002. Non-blocking atomic commit in asynchronous distributed systems with failure detectors. *Distributed Computing* 15, 1 (2002), 17–25.
- [25] Rachid Guerraoui, Vassos Hadzilacos, Petr Kuznetsov, and Sam Toueg. 2012. The Weakest Failure Detectors To Solve Quittable Consensus And Nonblocking Atomic Commit. *SIAM J. Comput.* 41 (01 2012).
- [26] Rachid Guerraoui, Mikel Larrea, and André Schiper. 1995. Non-Blocking Atomic Commitment with an Unreliable Failure Detector. In *14th Symposium on Reliable Distributed Systems, SRDS 1995, Bad Neuenahr, Germany, September 13-15, 1995, Proceedings*. IEEE Computer Society, 41–50. <https://doi.org/10.1109/RELDIS.1995.518722>
- [27] Rachid Guerraoui and Jingjing Wang. 2017. How Fast Can a Distributed Transaction Commit?. In *Proceedings of the 36th ACM SIGMOD-SIGACT-SIGAI Symposium on Principles of Database Systems* (Chicago, Illinois, USA) (PODS '17). Association for Computing Machinery, New York, NY, USA, 107–122.
- [28] Suyash Gupta and Mohammad Sadoghi. 2018. EasyCommit: A Non-blocking Two-phase Commit Protocol. In *EDBT*. 157–168.
- [29] Suyash Gupta and Mohammad Sadoghi. 2020. Efficient and non-blocking agreement protocols. *Distributed and Parallel Databases* 38, 2 (2020), 287–333.
- [30] Micael Hammer and David Shipman. 1980. Reliability mechanisms for SDD-1: A system for distributed databases. *ACM Transactions on Database Systems* 5, 4 (1980), 431–466.
- [31] Peng Huang, Chuanxiong Guo, Lidong Zhou, Jacob R Lorch, Yingnong Dang, Murali Chintalapati, and Randolph Yao. 2017. Gray failure: The achilles’ heel of cloud-scale systems. In *Proceedings of the 16th Workshop on Hot Topics in Operating Systems*. 150–155.
- [32] Matthias Jasny, Lasse Thostrup, Tobias Ziegler, and Carsten Binnig. 2022. P4DB - The Case for In-Network OLTP (Extended Technical Report). CoRR abs/2206.00623 (2022). <https://doi.org/10.48550/arXiv.2206.00623> arXiv:2206.00623
- [33] Nitesh Kumar, Laxman Sahoo, and Ashish Kumar. 2014. Design and implementation of Three Phase Commit Protocol (3PC) algorithm. In *2014 International Conference on Reliability Optimization and Information Technology*. 116–120.
- [34] Leslie Lamport. 2006. Fast paxos. *Distributed Computing* 19, 2 (2006), 79–103.
- [35] Butler Lampson and David Lomet. 1993. A new presumed commit optimization for two phase commit. In *19th International Conference on Very Large Data Bases (VLDB'93)*. 630–640.
- [36] Eliezer Levy, Henry F Korth, and Abraham Silberschatz. 1991. An optimistic commit protocol for distributed transaction management. *ACM SIGMOD Record* 20, 2 (1991), 88–97.
- [37] Guoliang Li, Xuanhe Zhou, Shifu Li, and Bo Gao. 2019. Qtune: A query-aware database tuning system with deep reinforcement learning. *Proceedings of the VLDB Endowment* 12, 12 (2019), 2118–2130.
- [38] Yi Lu, Xiangyao Yu, Lei Cao, and Samuel Madden. 2021. Epoch-based commit and replication in distributed OLTP databases. (2021).
- [39] Sujaya Maiyya, Danny Hyun Bum Cho, Divyakant Agrawal, and Amr El Abbadi. 2020. Fides: Managing data on untrusted infrastructure. In *2020 IEEE 40th International Conference on Distributed Computing Systems (ICDCS)*. IEEE, 344–354.
- [40] Sujaya Maiyya, Faisal Nawab, Divyakant Agrawal, and Amr El Abbadi. 2019. Unifying consensus and atomic commitment for effective cloud data management. *Proceedings of the VLDB Endowment* 12, 5 (2019), 611–623.
- [41] C Mohan, Bruce Lindsay, and Ron Obermarck. 1986. Transaction management in the R\* distributed database management system. *ACM Transactions on Database Systems (TODS)* 11, 4 (1986), 378–396.
- [42] Nadia Nouali, Anne Doucet, and Habiba Drias. 2005. A two-phase commit protocol for mobile wireless environment. In *Proceedings of the 16th Australasian database conference-Volume 39*. 135–143.
- [43] Xue Ouyang, Peter Garraghan, Renyu Yang, Paul Townend, and Jie Xu. 2016. Reducing late-timing failure at scale: Straggler root-cause analysis in cloud datacenters. In *Fast Abstracts in the 46th Annual IEEE/IFIP International Conference on Dependable Systems and Networks*. DSN.
- [44] Daniel Peng and Frank Dabek. 2010. Large-scale incremental processing using distributed transactions and notifications. (2010).
- [45] George Prekas, Marios Kogias, and Edouard Bugnion. 2017. Zygos: Achieving low tail latency for microsecond-scale networked tasks. In *Proceedings of the 26th Symposium on Operating Systems Principles*. 325–341.
- [46] Thamir M Qadah and Mohammad Sadoghi. 2021. Highly Available Queue-oriented Speculative Transaction Processing. [arXiv:2107.11378](https://arxiv.org/abs/2107.11378) (2021).
- [47] Pingcheng Ruan, Gang Chen, Tien Tuan Anh Dimh, Qian Lin, Beng Chin Ooi, and Meihui Zhang. 2019. Fine-grained, secure and efficient data provenance on blockchain systems. *Proceedings of the VLDB Endowment* 12, 9 (2019), 975–988.
- [48] Patricia Serrano-Alvarado, Romain Rouvoy, and Philippe Merle. 2005. Self-Adaptive Component-Based Transaction Commit Management. In *Proceedings of the 4th Workshop on Reflective and Adaptive Middleware Systems* (Grenoble, France) (ARM '05). Association for Computing Machinery, New York, NY, USA.
- [49] Dale Skeen. 1981. Nonblocking Commit Protocols (SIGMOD '81). Association for Computing Machinery, New York, NY, USA, 133–142.
- [50] Dale Skeen. 1982. *A quorum-based commit protocol*. Technical Report. Cornell University.
- [51] Dale Skeen and Michael Stonebraker. 1983. A formal model of crash recovery in a distributed system. *IEEE Transactions on Software Engineering* 3 (1983), 219–228.
- [52] James W Stamos and Flaviu Cristian. 1990. A low-cost atomic commit protocol. In *Proceedings Ninth Symposium on Reliable Distributed Systems*. IEEE, 66–75.
- [53] James W Stamos and Flaviu Cristian. 1993. Coordinator log transaction execution protocol. *Distributed and Parallel Databases* 1, 4 (1993), 383–408.
- [54] Michael Stonebraker. 1979. Concurrency control and consistency of multiple copies of data in distributed INGRES. *IEEE Transactions on software Engineering* 3 (1979), 188–194.
- [55] Lalith Suresh, Marco Canini, Stefan Schmid, and Anja Feldmann. 2015. C3: Cutting tail latency in cloud data stores via adaptive replica selection. In *12th USENIX Symposium on Networked Systems Design and Implementation*. 513–527.
- [56] Christopher JCH Watkins and Peter Dayan. 1992. Q-learning. *Machine learning* 8, 3-4 (1992), 279–292.
- [57] Xinan Yan, Linguang Yang, and Bernard Wong. 2020. Domino: using network measurements to reduce state machine replication latency in wans. In *Proceedings of the 16th International Conference on emerging Networking Experiments and Technologies*. 351–363.
- [58] Zhenkun Yang, Chuanhui Yang, Fusheng Han, Mingqiang Zhuang, Bing Yang, Zhifeng Yang, Xiaojun Cheng, Yuzhong Zhao, Wenhui Shi, Huafeng Xi, Huang Yu, Bin Liu, Yi Pan, Boxue Yin, Junquan Chen, and Quanqing Xu. 2022. OceanBase: A 707 Million tpmC Distributed Relational Database System. *Proc. VLDB Endowment* 15, 12 (2022), 3385–3397. <https://www.vldb.org/pvldb/vol15/p3385-xu.pdf>



- [59] Hobin Yoon, Juncheng Yang, Sveinn Fannar Kristjansson, Steinn E Sigurdarson, Ymir Vigfusson, and Ada Gavrilovska. 2018. Mutant: Balancing storage cost and latency in lsm-tree data stores. In *Proceedings of the ACM Symposium on Cloud Computing*. 162–173.
- [60] Li Yu, Ziming Zheng, Zhiling Lan, and Susan Coghlan. 2011. Practical online failure prediction for blue gene/p: Period-based vs event-driven. In *2011 IEEE/IFIP 41st International Conference on Dependable Systems and Networks Workshops (DSN-W)*. IEEE, 259–264.
- [61] Weihai Yu and Calton Pu. 2008. *A Dynamic Two-Phase Commit Protocol for Adaptive Composite Services*.
- [62] Xiangyao Yu, Yu Xia, Andrew Pavlo, Daniel Sánchez, Larry Rudolph, and Srinivas Devadas. 2018. Sundial: Harmonizing Concurrency Control and Caching in a Distributed OLTP Database Management System. *Proc. VLDB Endow.* 11, 10 (2018), 1289–1302. <https://doi.org/10.14778/3231751.3231763>
- [63] Irene Zhang, Naveen Kr Sharma, Adriana Szekeres, Arvind Krishnamurthy, and Dan RK Ports. 2018. Building consistent transactions with inconsistent replication. *ACM Transactions on Computer Systems* 35, 4 (2018), 1–37.
- [64] Yanyong Zhang and Anand Sivasubramaniam. 2008. Failure prediction in IBM BlueGene/L event logs. In *22nd IEEE International Symposium on Parallel and Distributed Processing, IPDPS 2008, Miami, Florida USA, April 14-18, 2008*. IEEE, 1–5. <https://doi.org/10.1109/IPDPS.2008.4536397>

## A FAILURE HANDLING, CORRECTNESS PROOFS, AND REPLICATION SUPPORT

### A.1 Failure Handling of FLAC

This section elaborates on how FLAC handles crash failures during transaction processing. We follow existing works [28, 50, 51] to discuss FLAC’s failure handling in two aspects: how FLAC safely recovers a node from crash failure by continuing half-executed transactions (crash recovery), and how FLAC terminates the transaction execution when it gets blocked by crash failure of some other nodes (protocol termination).

*A.1.1 Crash Recovery.* FLAC tolerates crash failures by adding transaction logs to non-volatile storages. In recovery, we provide a set of rules that help crashed nodes resolve half-executed transactions without violating safety properties. We design  $\text{FLAC}_{\text{FF}}$  to take a similar logging strategy as 2PC [42]. It logs the votes and decisions of participants as *ready – yes/no* or *commit/abort* before sending votes to others or making local decisions, respectively.  $\text{FLAC}_{\text{CF}}$  adds *ready – yes/no* and *commit/abort* logs alike  $\text{FLAC}_{\text{FF}}$ , and follow [28] to add *transit – commit/abort* logs before broadcasting the decision. We exclude the recovery process of  $\text{FLAC}_{\text{NF}}$  since it reuses EC. The following paragraphs show how FLAC performs the crash recovery of the coordinator and participants.

When a coordinator node recovers from crash failure, it first finds all half-executed transactions recorded in *propose* logs, temporarily blocks accesses to data records updated by them, and resolves these transactions following three steps:

- For each half-executed transaction  $T$ , the coordinator first checks if  $\Pi_T = \text{FLAC}_{\text{CF}}$  and no *transit – commit* log is detected locally. If this check succeeds, by Algorithm 3, no participant node could decide *Commit*. Thus, the coordinator can directly abort the transaction.
- Otherwise, the coordinator queries  $T$ ’s logs on participants in  $C_T$ . If a decision log is found, the coordinator decides accordingly to ensure the agreement property. If there exist alive participant nodes in  $C_T$  that do not include *ready – no* logs, the coordinator directly decides *Abort* since the transaction is not committable without all *Yes* votes (validity property).
- Finally, if  $T$ ’s state is still unresolved, the coordinator waits until it gets the *ready – yes* logs from all  $C_T$  and continues FLAC’s execution in Algorithm 1 line 7 or Algorithm 3 line 7 to commit the transaction  $T$ .

In recovery, the participant first takes the same process as the coordinator to detect half-executed transactions and blocks concurrent access to involved data records. It then directly aborts half-executed transactions with *ready – no* logs by validity property. If the transaction is still unresolved, the participant attempts to get the final state by communicating with other nodes. The participant decides the final state of an unresolved transaction  $T$  by the following three cases:

- If the participant obtains a decision for  $T$  from other nodes, it decides accordingly by the agreement property.
- Suppose the participant detects an alive participant in  $C_T$  without *ready – yes* logs for  $T$ , it directly aborts the transaction by the validity property.

- If neither case occurred, the participant waits until it receives *ready – yes* logs from all  $C_T$  and reaches an agreement with them using a new coordinator.

*A.1.2 Protocol Termination.* In FLAC executions, a node  $C_i$  may wait for the messages from others to continue its local execution. This node  $C_i$  may hold back its execution to accommodate all messages from alive nodes before the crash timeout. If no message arrives at  $C_i$  before the crash timeout due to crash failures,  $C_i$  will block its local execution and switches to termination protocol, trying to avoid transaction blocking. Our protocol FLAC guarantees the non-blocking termination of transactions executed with a correct dedicated protocol that matches the actual operating condition. Otherwise, FLAC may block the current transaction execution and wait for some crashed nodes’ recovery. In the following paragraph, we present our termination protocol by listing each coordinator’s or participant’s behaviors on the crash timeout.

As shown in Algorithms 1 2 3 and 4, the coordinator can only timeout in  $\text{FLAC}_{\text{FF}}$  (Algorithm 1 line 10), while the participant can timeout in both  $\text{FLAC}_{\text{FF}}$  and  $\text{FLAC}_{\text{CF}}$  (Algorithm 2 line 26 and Algorithm 4 line 25). If a coordinator timeouts, it blocks the execution of transaction  $T$  locally, requests the transaction state on  $C_T$ , and waits until it (i) receives the decision for  $T$  and decides accordingly (by the agreement property), (ii) finds the absence of *ready – yes* log on one participant and then decides *Abort* (by the validity property), or (iii) receives  $\langle \text{Yes}, \text{Undecide} \rangle$  from all participants and then decides *Commit* by continuing on Algorithm 1 line 7 or Algorithm 3 line 7. A participant timeout in  $\text{FLAC}_{\text{FF}}$  first tries to find the decision logs or the absence of *ready – yes* logs from other nodes and decides with the same process as the coordinator. If neither is found on alive nodes, the participant waits until all  $C_T$  become alive and then reaches an agreement among them by a new coordinator. Otherwise, if a participant timeouts in  $\text{FLAC}_{\text{CF}}$ , the transmission-before-decide technique [28] used by  $\text{FLAC}_{\text{CF}}$  ensures that no node has made a decision for  $T$ . Thus, the participant can safely decide *Abort* and terminate the current transaction execution.

### A.2 Failure Detection Rules of RLSM Manager

We list detailed proofs and explanations for all failure detections in Algorithm 5.

*A.2.1 Failure detection for  $\text{FLAC}_{\text{FF}}$  or  $\text{FLAC}_{\text{CF}}$  by missing results.* A crash or a network failure can be detected by checking if the coordinator does not receive all participants’ execution results, i.e., some results are missing, as formalized in Proposition 3.

**PROPOSITION 3 (FAILURE DETECTION BY MISSING RESULTS).** *In an execution of  $\text{FLAC}_{\text{FF}}$  or  $\text{FLAC}_{\text{CF}}$  for a transaction  $T$ , if the coordinator  $C^*$  is alive and fails to collect the transaction result from a participant  $C_i$ , that is  $|\mathcal{R}_T| < |C_T|$ , then there exist a failure in  $C_i$ ’s execution.*

**PROOF.** By contradiction, assume that there is no failure happened in the execution of  $C_i$ . Since there is no crash failure and the protocol is executed non-blockingly in *propose* phase,  $C_i$  will be able to vote and make a decision, and send back its result to the coordinator. Since there is no network failure,  $C_i$ ’s result will reach the coordinator within the network timeout. This result contradicts the hypothesis that  $C^*$  fails to collect the result of  $C_i$ .  $\square$

Note that if the current protocol is  $\text{FLAC}_{\text{FF}}$ , the failure type detected by Proposition 3 is agnostic before the crash timeout. In this case, the RLSM manager will first input  $CF$  events to the RLSMs of non-responsive participants, who are likely to crash (line 3). Then, it will input  $NF$  events to the RLSMs of participants who reply late (line 4), since these late replies are likely caused by network failures. When the current protocol is  $\text{FLAC}_{\text{CF}}$ , which tolerates crash failures, then failures detected by Proposition 3 can only be network failures. Like the previous case, the RLSM manager can just input  $NF$  events to the RLSMs of participants who reply late (line 9).

**A.2.2 Failure detection for  $\text{FLAC}_{\text{FF}}$  by *Undecide* decision.** Network failures between participants in an execution  $\text{FLAC}_{\text{FF}}$  can be detected by examining if the result  $\langle \text{Yes}, \text{Undecide} \rangle$  is returned to the coordinator (lines 5–6), as formalized as in Proposition 4 below.

**PROPOSITION 4 (FAILURE DETECTION FOR  $\text{FLAC}_{\text{FF}}$  BY *Undecide* DECISION).** *In an execution of  $\text{FLAC}_{\text{FF}}$  for a transaction  $T$ , if all nodes can return their results ( $|\mathcal{R}_T| = |C_T|$ ), and a node  $C_i$  returns  $\langle \text{Yes}, \text{Undecide} \rangle$ , then a network failure occurs during the execution.*

**PROOF.** Assume that there is no network failure in the transaction execution. Firstly, according to Algorithm 2, when  $C_i$  returns  $\langle \text{Yes}, \text{Undecide} \rangle$ , it did not receive all the votes of other participants. Secondly, since  $|\mathcal{R}_T| = |C_T|$ , then no participant crashed in the *propose* phase. Since there is no network failure, votes from all other participants after being broadcasted will manage to reach  $C_i$  (Algorithm 2). This result contradicts the earlier result that  $C_i$  did not receive all the votes of other participants.  $\square$

Note that during the failure detection for  $\text{FLAC}_{\text{FF}}$ , the RLSM manager can pinpoint crash failures to specific participants. However, if a network failure occurs, it cannot identify precisely the involving participants, since network failure can happen among a set of nodes. In this case, the RLSM manager will shift all the participants' states to the network-failure level (line 6).

**A.2.3 Network failure detection for  $\text{FLAC}_{\text{CF}}$  by *Abort* decision.** Network failures in the execution of  $\text{FLAC}_{\text{CF}}$  can be detected by checking if there exist aborted transactions that should be committed (lines 10–11). We formalize this detection in Proposition 5.

**PROPOSITION 5 (NETWORK FAILURE DETECTION FOR  $\text{FLAC}_{\text{CF}}$ ).** *In the execution of  $\text{FLAC}_{\text{CF}}$  for a transaction, if the coordinator can collect the results from all participants ( $|\mathcal{R}_T| = |C_T|$ ), and there exists a participant returns  $\langle \text{Yes}, \text{Abort} \rangle$ , while no participant votes *No*, then there exist network failures during the execution.*

**PROOF.** By contradiction, suppose that there is no network failure. Since the coordinator can collect all the results ( $|\mathcal{R}_T| = |C_T|$ ), no participant crashes in the *propose* phase. Since no participant votes *No*, all of them must vote *Yes*. Moreover, there is no network failure, thus all participants in  $C_T$  should receive *Yes* votes from others and then return  $\langle \text{Yes}, \text{Undecide} \rangle$  (Algorithm 4). It contradicts the hypothesis that there exists participant return  $\langle \text{Yes}, \text{Abort} \rangle$ .  $\square$

### A.3 Correctness Proof of RLSM Manager

This section shows the correctness of RLSM in two aspects: soundness (Proposition 6) and completeness (Proposition 7), i.e. RLSM

does not report false failures, and it detects all failures that cause the abort of committable transactions.

**PROPOSITION 6 (SOUNDNESS OF RLSM).** *In execution of FLAC for a transition, if the RLSM manager triggers a  $CF$  or an  $NF$  event, then there is indeed an unexpected failure that occurs during the transaction execution.*

**PROOF.** Algorithm 5 has listed all possible ways to detect failures (for example,  $CF$  in line 3). The following Proposition 3, 4, and 5 have proven the correctness of each detected failure, so that  $CF$  can only be triggered by the execution of  $\text{FLAC}_{\text{FF}}$  when crash or network failures happen, while  $NF$  is triggered by the execution of  $\text{FLAC}_{\text{CF}}$  only when network failures occur.  $\square$

**PROPOSITION 7 (COMPLETENESS OF RLSM).** *In an execution of FLAC for transaction  $T$ , if there is a crash or a network failure occurring that aborts committable transactions, then the RLSM manager will always be able to detect it and trigger the event  $CF$  or  $NF$ .*

**PROOF.** We prove this by contra position. Firstly, for  $\text{FLAC}_{\text{FF}}$ , if it does not trigger any  $CF$  or  $NF$  event (Algorithm 5), then (i)  $\mathcal{R}_T$  must contain only the *Commit* or only the *Abort* decision, and (ii) the coordinator can collect all the participants' results ( $|\mathcal{R}_T| = |C_T|$ ). It follows that no crash failure occurs. From (i), all participants have decided *Commit* or *Abort*. Then, according to Algorithm 2, each node has received  $|C_T|$  votes, indicating no network failure affecting the executions of committable transactions.

Secondly, for  $\text{FLAC}_{\text{CF}}$ , if it does not trigger any  $NF$  event (Algorithm 5), then  $\mathcal{R}_T$  must either contain all  $\langle \text{Yes}, \text{Undecide} \rangle$  or contains some  $\langle \text{No}, \text{Abort} \rangle$ . In particular: When all nodes replied  $\langle \text{Yes}, \text{Undecide} \rangle$ , the coordinator will decide to commit the transaction (Algorithm 4, line 7), implying that the committable transactions are not affected. When some nodes replied  $\langle \text{No}, \text{Abort} \rangle$ , the transaction is not committable. Thus, the committable transactions in  $\text{FLAC}_{\text{CF}}$  are not affected by non-detected failures either.  $\square$

## A.4 Correctness Proof of FLAC

We conclude our FLAC design with a proof of correctness for the overall system formed by all components introduced in this paper, including the two-phase transaction processing system (Section 3), dedicated protocols for each operating environment (Section 4), and the RLSM manager (Section 5).

**PROPOSITION 8 (CORRECTNESS).** *FLAC ensures overall safety, liveness (Definition 1), and durability.*

**PROOF.** FLAC ensures overall safety by executing transactions with commit protocols that have been proven to be safe (Proposition 1). It sticks to  $\text{FLAC}_{\text{FF}}$ ,  $\text{FLAC}_{\text{CF}}$ , or  $\text{FLAC}_{\text{NF}}$  in each execution and thus avoids the problems caused by interleaving executions. For liveness, FLAC continuously detects unexpected failures that could cause transactions to be aborted or blocked (Proposition 6 and 7) and adjusts to a more suitable protocol for eventual liveness (Proposition 2 and Algorithm 5). Finally, by persisting the transaction logs to non-volatile storages and designing ways to recover nodes from failures with these logs (Section A.1.1), FLAC ensures durability.  $\square$

## A.5 Extending FLAC to Support Replicated Systems

This section discusses FLAC’s position regarding replicated systems. Classical database systems depend on highly available hardware, like high-end servers, to ensure system availability. However, these systems cannot guarantee both availability and data consistency following node or network failures. Existing database systems [14, 58] avoid this problem by introducing cross-region replicas synchronized by consensus protocols. The atomic commit protocols in these systems are either separated [14] or combined [40, 58, 63] from underlying consensus protocols. Both frameworks achieve high availability at the cost of increased transaction normal processing overhead due to the use of extra nodes and the extra message round trips brought by replications. Compared to these replicated commit protocols, FLAC is not designed for systems that require extremely high availability. Instead, it strikes a balance between system availability and efficiency. For availability, it immediately adjusts the protocol to a higher robustness level upon detecting

unexpected failures, minimizing the protocol’s blocking. For efficiency, FLAC only executes transactions with costly but highly available protocols when necessary. We compare it with G-PAC, a state-of-the-art replicated commit protocol, to show their difference in Appendix B. In all, FLAC can be customized into replicated systems with the following changes:

- In  $\text{FLAC}_{\text{FF}}$  and  $\text{FLAC}_{\text{CF}}$ , the transaction commit only involves the leader node of each replica group. The leader node that serves as a participant broadcasts its decision to all replicas asynchronously before finishing its local transaction branch.
- $\text{FLAC}_{\text{NF}}$  is changed to a replicated commit protocol that provides high availability at the cost of a longer normal processing time (as shown by our experiments in Appendix B).
- When upward transitions towards  $\text{FLAC}_{\text{NF}}$ , each leader first synchronizes its local decisions to its replicas group. The parameter  $\alpha_{\text{NF}}$  is increased to leverage the extra cost brought by such synchronizations in upward transitions.

## B EXTRA EXPERIMENTS FOR FLAC

### B.1 Effect of Network Delays on FLAC

Figure 14 presents the throughput and latency of FLAC, 2PC, 3PC, C-PAC, EC under the varying settings of network delay. FLAC performs better than all other protocols when the network delay is higher than 5ms, and its advantage over the others increases as the network delay increases. As the network delay increases from 5ms to 40ms, FLAC achieves a 31.0% to 49.6% increase in throughput and 34.4% to 59.0% decrease in latency compared to EC and 2PC. There are two reasons for this achievement of FLAC. Firstly, FLAC mainly runs the protocol  $FLAC_{FF}$  in this failure-free environment. Secondly,  $FLAC_{FF}$  can commit transactions more efficiently with lesser message delays on the participant side than all other protocols (Table 2). In this experiment, all the protocols exhibit performance degradation as the network delay increases. This phenomenon is due to the fact that when the network delay is higher, the transaction blocking and execution time will be longer.

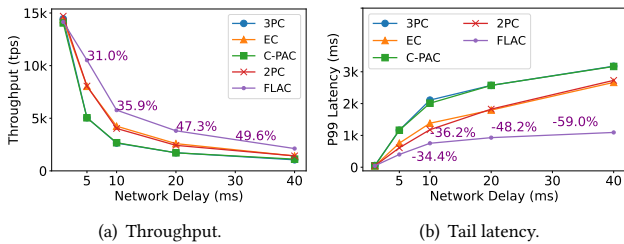


Figure 14: Performance of all protocols under the YCSB-like micro-benchmark with varying network delay.

### B.2 Sensitivity Analysis of All Protocols

In the previous experiments, all protocols were evaluated with only cross-shard transactions, which is the default setting of the YCSB-like micro-benchmark (Section 6.1). However, it is well-known that cross-shard transactions can affect the system throughput due to its blocking effect on single-shard transactions [12, 28, 40]. Therefore, we conduct this experiment to assess the protocols' performance in a mixed setting where both single-shard and cross-shard transactions can occur, with the cross-shard transaction percentage ranging from 0% (all transactions are single-shard) to 100% (all transactions are cross-shard).

As can be seen in Figure 15, when all transactions are single-shard, all protocols achieve the same high throughput and low latency since single-shard transactions are committed directly [28, 38]. When the percentage of cross-shard transactions increases, the throughput of all the protocols decrease due to the long occupation of resources by such transactions. In this experiment, FLAC can still perform better than all other protocols in all settings when there are cross-shard transactions. Again, this result is due to the low latency of the protocol  $FLAC_{FF}$  on the participant side: it requires only 1 message delay on the participant, while 2PC, 3PC, EC, C-PAC require at least 2 message delays (Table 2).

### B.3 Message Complexity Side-Effects of FLAC

As mentioned in Section 4.5, the network bandwidth could become the bottleneck as the number of involved participants increases. Our

experiment in Section 6 has shown that FLAC's throughput gets close to others as 10 participants are involved in transactions. To further demonstrate the side effect of increased message complexity, we let transactions only access one record on each participant and added the number of participants to 15, to amplify the impact of message complexity. It can be observed that FLAC and EC both perform better than others before 10 participants per transaction but act slightly worse than 2PC in throughput afterwards (0.97x and 0.90x for FLAC and EC, respectively). It presents the side-effect of higher message complexity of two protocols. Such a problem does not affect FLAC under most OLTP workloads since the number of participants per transaction is less than 10 in practice [15, 28].

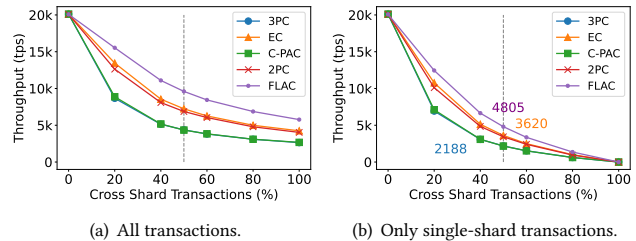


Figure 15: Performance under the YCSB-like micro-benchmark, with varying percentage of cross-shard transactions.

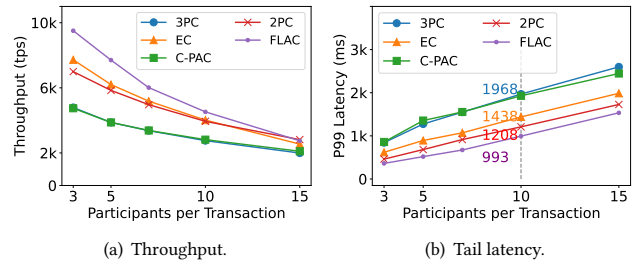


Figure 16: Performance under the YCSB-like micro-benchmark with varying numbers of participants.

### B.4 Comparison between Non-Replicated and Replicated Protocols

This experiment shows a comparison between FLAC and a state-of-the-art replicated commit protocol G-PAC [40]. We reuse the replicated setting in G-PAC's original paper [40] to replicate all three shards across three participant nodes. As Figure 17 shows, G-PAC has 65.3% lower throughput with 2.68x latency compared to FLAC. It reveals that replicated commit protocols like G-PAC achieves higher availability at the cost of normal transaction processing efficiency. Thus, we design  $FLAC_{FF}$  and  $FLAC_{CF}$  for non-replicated settings and let it only involve one node per replica group when customized for replicated systems (Section A.5).



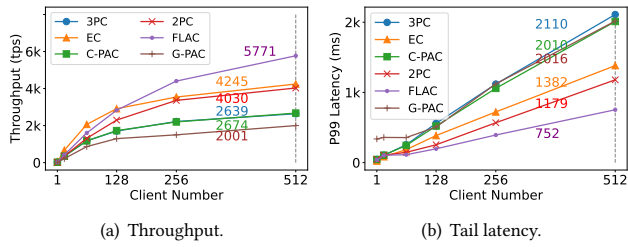


Figure 17: Performance under the YCSB-like micro-benchmark with varying numbers of clients.

### B.5 Performance of All Protocols on TPC-C Benchmark of Real Workloads

Figure 18 presents the performance of all protocols on the TPC-C benchmark of real workload. In this experiment, FLAC still achieves the best performance. In particular, it achieves 1.35x to 2.22x throughput speedup compared with the other protocols, while its tail latency is only 35.4% to 65.0% of them. Compared to the previous

experimental results on the YCSB-like micro-benchmark (Figure 7), all the protocols achieve higher throughput and lower latency for the TPC-C benchmark. An explanation for this result is that the TPC-C benchmark contains many single-shard transactions, which can be quickly processed by all protocols, unlike the YCSB-like micro-benchmark which contains only cross-shard transactions, as described earlier in Section 6.1.

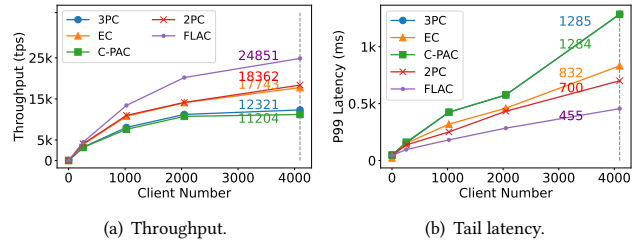


Figure 18: Performance of all protocols under TPC-C macro-benchmark, with varying numbers of clients.