

FLAC: A Robust Failure-Aware Atomic Commit Protocol for Distributed Transactions

Hexiang Pan
National University of Singapore
panh@u.nus.edu

Quang-Trung Ta
National University of Singapore
taqt@comp.nus.edu.sg

Meihui Zhang
Beijing Institute of Technology
meihui_zhang@bit.edu.cn

Yeow Meng Chee
National University of Singapore
ymchee@nus.edu.sg

Gang Chen
Zhejiang University
cg@zju.edu.cn

Beng Chin Ooi
National University of Singapore
ooibc@comp.nus.edu.sg

ABSTRACT

In distributed transaction processing, atomic commit protocol (ACP) is used to ensure database consistency. With the use of commodity compute nodes and networks, failures such as system crashes and network partitioning are common. It is therefore important for ACP to dynamically adapt to the operating condition for efficiency while ensuring the consistency of the database. Existing ACPs often assume stable operating conditions, hence, they are either non-generalizable to different environments or slow in practice.

In this paper, we propose a novel and practical ACP, called Failure-Aware Atomic Commit (FLAC). In essence, FLAC includes three sub-protocols, which are specifically designed for three different environments: (i) no failure occurs, (ii) participant nodes might crash but there is no delayed connection, or (iii) both crashed nodes and delayed connection can occur. It models these environments as the failure-free, crash-failure, and network-failure robustness levels. During its operation, FLAC can monitor if any failure occurs and dynamically switch to operate the most suitable sub-protocol, using a robustness level state machine, whose parameters are fine-tuned by reinforcement learning. Consequently, it improves both the response time and throughput, and effectively handles nodes distributed across the Internet where crash and network failures might occur. We implement FLAC in a distributed transactional key-value storage system based on Google Percolator and evaluate its performance with both a micro benchmark and a macro benchmark of real workload. The results show that FLAC achieves up to 2.22x throughput improvement and 2.82x latency speedup, compared to existing ACPs for high-contention workloads.

PVLDB Reference Format:

Hexiang Pan, Quang-Trung Ta, Meihui Zhang, Yeow Meng Chee, Gang Chen, and Beng Chin Ooi. FLAC: A Robust Failure-Aware Atomic Commit Protocol for Distributed Transactions. PVLDB, 14(1): XXX-XXX, . doi:XX.XX/XXX.XX

PVLDB Artifact Availability:

The source code, data, and/or other artifacts have been made available at <https://github.com/nusdbsystem/FLAC>.

This work is licensed under the Creative Commons BY-NC-ND 4.0 International License. Visit <https://creativecommons.org/licenses/by-nc-nd/4.0/> to view a copy of this license. For any use beyond those covered by this license, obtain permission by emailing info@vldb.org. Copyright is held by the owner/author(s). Publication rights licensed to the VLDB Endowment.

Proceedings of the VLDB Endowment, Vol. 14, No. 1 ISSN 2150-8097.
doi:XX.XX/XXX.XX

1 INTRODUCTION

Database systems supporting critical operations require all transactions, logical units bundling several data accesses, to guarantee the ACID properties (atomicity, consistency, isolation, durability) [22]. Among them, the atomicity property, which mandates a transaction must happen in its entirety, is costly to guarantee, especially in sharded or distributed databases. Sharded databases partition states into disjoint computing nodes for horizontal scalability. Consequently, when a transaction's accesses span across nodes, a new challenge arises on how nodes agree on a common status of the transaction. To address this problem, atomic commit protocols (ACPs) have been proposed. However, one fundamental drawback of ACPs is that they work with an assumption on the node behavior and network connectivity, i.e., the operating conditions. For example, the two-phase commit protocol (2PC) only ensures termination in failure-free environments, rendering services unavailable even in the event of two-node crashes [26, 40]. Subsequently, the three-phase commit protocol (3PC) overcomes this problem with an additional message round trip [27, 31]. However, their overheads often overshadow the benefit of the termination property, especially when the failure-free run constitutes the bulk of system operating time. To alleviate the above problems, we propose to equip ACPs with an ability to monitor and adapt to failures happens during execution to improve their performances.

In particular, we present FLAC, the first practical, speculative, and failure-aware atomic commit protocol for distributed transactions. Similar to existing ACPs [4, 7, 26, 31, 40], our system model also consists of a coordinator node and different participant nodes. The coordinator drives the protocol, while participants vote on the transaction status. The coordinator and participants handle transactions from clients in four steps. First, the coordinator sends *propose* messages to participants with its current assumption on operating conditions. So that participants can select the corresponding protocol according to the hinted condition. Second, the participants execute the selected protocol and send the execution results back. Third, the coordinator performs validation with respect to the received results. In the coordinator, a robustness-level state machine (RLSM) is implemented to carry out the validation and reason for the current operating condition. Fourth, the coordinator makes the final decision and sends the results to participants (if needed). The participants then commit or abort the transaction accordingly.

In contrast to fixed assumptions in the existing ACPs, FLAC is featured for its speculative execution and dynamic adaption to operating condition by detecting crash and network failures. More

specifically, FLAC is bundled with a set of three sub-protocols, each dedicated for an operating condition where (i) no failure occurs, (ii) participant nodes might crash but there is no delayed network connection, or (iii) both crashed nodes and delayed connection can occur. These conditions correspond to the three robustness levels: failure-free, crash failure, and network failure, based on the expected failure set defined in [25]. FLAC can switch between the three sub-protocols based on closely monitoring its operating environment. In any setting, FLAC can always ensure the safety [26] that no two participants will decide differently, and a commit decision is made only if all participants have voted yes. Furthermore, it can guarantee the liveness property when the correct sub-protocol is selected for a given operating condition. Finally, when there is a change in the operating condition (e.g., a node crashes or recovers), FLAC will take a cautious approach with reinforcement-learning-tuned parameters to adjust its robustness levels accordingly.

In summary, our paper makes the following contributions:

- We propose FLAC, a practical adaptive commit protocol for the transaction atomicity under different operating conditions.
- We design RLSM (robustness-level state machine), a provable state transition model to infer operating conditions for FLAC.
- We apply reinforcement learning methods to RLSM, which improves the performance of FLAC in unstable environments.
- We design and implement a KV-store system with transaction support based on Google Percolator [43].
- We conduct a comprehensive evaluation of atomic commit protocols using YCSB-like micro-benchmark and TPC-C workloads. The experimental results show that the introduction of adaptivity can result in a significant performance gain.

The rest of this paper is organized as follows. Section 2 introduces the background of ACPs. Section 3, 4 present the design of our FLAC protocol: its system model, sub-protocols, and transaction processing system. Section 5 introduces our failure detector RLSM, and shows how FLAC combines three sub-protocols with it. Section 6 exhibits our performance evaluation of FLAC and existing ACPs. We then review related works in Section 7 and conclude in Section 8.

2 BACKGROUND

2.1 Non-Blocking Atomic Commit

The atomic commit problem is for a set of nodes in a distributed database system to decide to commit or abort a transaction [9]. The decision is always based on the “votes” from nodes indicating their local checks for the transaction. A node votes *No* if it wants to abort a transaction due to local invalid executions that violate ACID properties, process crashes, etc. Otherwise, the node votes *Yes* to inform other nodes it is ready to commit. Once collecting enough information, each node will decide to commit or abort locally.

Existing research defines the correctness and liveness of atomic commit protocols (ACPs) as three properties: *agreement*, *validity*, and *termination* [23–25, 48]. We formally describe these properties in Definition 1. An atomic commit protocol (ACP) is always expected to satisfy the *agreement* and *validity* properties for protocol correctness, while a non-blocking ACP also needs to ensure *termination* properties for liveness (Definition 1).

DEFINITION 1 (NON-BLOCKING ATOMIC COMMIT [23–25, 48]). Let \mathcal{S} be a distributed system of n nodes C_1, \dots, C_n and Π be an atomic commit protocol (ACP) defined by two events:

- *Propose*: C_1, \dots, C_n proposes values v_1, \dots, v_n representing the vote (v_i is either *No* or *Yes*).
- *Decide*: C_1, \dots, C_n outputs the decided values d_1, \dots, d_n (d_i is either *Abort* or *Commit*).

An execution of Π is said to solve the non-blocking atomic commit problem iff it satisfies three properties:

- *Agreement*: no two nodes decide differently ($\forall i, j. d_i = d_j$).
- *Validity*: a node decides *Abort* only if some nodes propose *No* or a failure occurs; it decides *Commit* only if no nodes proposes *No*.
- *Termination*: every correct node will eventually decide regardless of failures.

Finally, Π is said to be a non-blocking ACP in \mathcal{S} if every execution of Π in \mathcal{S} solves the non-blocking atomic problem.

Designing an efficient ACP while ensuring its correctness properties is non-trivial. Our paper takes a classical coordinator/participants system model [5, 21, 25, 26, 40] where two challenges exist for ACPs to efficiently process distributed transactions [30, 59]. First, distributed transactions suffer from long latency caused by ACP’s long coordinator-side delay. Second, the long participant-side delay of ACP could block the execution of concurrent transactions and limits system parallelism. Our proposed ACP FLAC addresses both challenges by introducing the failure-awareness feature and reducing coordinator/participant-side delays based on it without sacrificing correctness. During normal processing, FLAC has reached the theoretically minimum participant-side delay [25] while providing lower coordinator-side delay than other ACPs [31, 40].

2.2 The Failure Model and Safe Assumptions

Real systems are faced with a large number of failures, such as process crashes, message losses, and Byzantine faults [18, 19]. It is therefore not easy to consider all possible failures when designing systems. Instead, the designer often proclaims a set of expected failures as basis. In this work, we adopt the failure model used by existing ACPs [5, 25, 26, 31, 40, 48] that crash failure is considered and point-to-point communications never fail but could be delayed. Crash failures and network failures have been used in existing works to limit the operating condition of ACPs [25, 48]. In this work, we follow [25] to classify the operating conditions into:

- Failure-free environments: the environments which do not contain any crashed nodes or delayed messages.
- Crash-failure environments: the environments in which nodes might crash but messages are never delayed.
- Network-failure environments: the environments where the crashed nodes and delayed messages can both occur.

The above classification enables us to implement two optimizations in ACPs for the failure-free and crash-failure environments. First, in a failure-free environment, an ACP does not need to consider crash failures, thus can be optimized further for higher efficiency. Second, in a crash-failure environment where all connections are synchronous links, a node can try to synchronize with others by broadcasting a message and waiting for a pre-calculated short timeout window [55], instead of sending round-trip messages

to synchronize like others [5, 26, 31, 40]. Moreover, since all messages can arrive in a short timeout window, the message receiver can quickly assert the crash failure of the sender. It gives optimization opportunities for the ACP executions when some nodes crash.

There are also other failure models considered in distributed systems, such as timing failures [20, 41], gray failures [29], Byzantine failures [8, 37, 46]. A timing failure occurs when servers return correct but untimely responses [15]. ACPs can treat timing failures occurring within the *timeout* as network failures and other timing failures as crash failures. In contrast, gray failures happen when a system’s unhealthy behavior is observed by users but not by the system itself, and a Byzantine failure occurs when nodes behave arbitrarily or send misleading messages. These failures cannot be tolerated by both FLAC and existing ACPs. [5, 25, 26, 31, 40, 48]

3 SYSTEM OVERVIEW

This section presents an overview of our FLAC protocol: its architecture and transaction processing system.

3.1 Architecture

We design FLAC using a typical transactional system architecture, where one node is designated as the header, while the other nodes serve as participants. Its system model is depicted in Figure 1, where C^* is the header and $S = \{C_1, \dots, C_n\}$ are the participant nodes. Each participant manages a local data store, while the header node serves as a transaction coordinator which accepts and manages transactions from clients. A transaction T may read or update data stored in multiple nodes which directly participate in T ’s execution. We denote these participant nodes as C_T . ($C_T \subseteq S$).

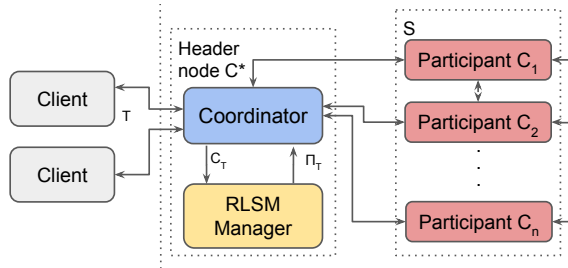


Figure 1: The FLAC system model.

Furthermore, FLAC consists of three sub-protocols, which are dedicated respectively for a failure-free, a crash-failure, and a network-failure environment. In each execution, the header node C^* first selects the most suitable sub-protocol, denoted as Π_T , based upon operating conditions of the participants C_T . Then, all nodes in C_T will jointly execute Π_T and try to reach their local decisions for T . Afterwards, they reply with their execution results to C^* . These results, denoted as \mathcal{R}_T , include the nodes’ initial votes and decisions. If a node fails to make a decision (*commit/abort*), it is called the *undecided* participant. Finally, the header node C^* will decide to commit/abort the transaction based on the collected results and send that decision to all undecided participants.

Since we consider both crash and network failures (Section 2), some participants in C_T might crash, or their replied results might

not reach the header node within the expected time window due to delay. All other participants whose results can be well received by the header are called the responsive participants, and their results contribute to the result set \mathcal{R}_T . Furthermore, each of the responsive participants can either (i) vote *Yes* and decide *Commit*, or (ii) vote *Yes* and decide *Abort*, or (iii) vote *Yes* and do not decide, or (iv) vote *No* and decide *Abort*. We denote these cases as $\langle \text{Yes}, \text{Commit} \rangle$, $\langle \text{Yes}, \text{Abort} \rangle$, $\langle \text{Yes}, \text{Undecide} \rangle$, and $\langle \text{No}, \text{Abort} \rangle$ ¹. The necessity of collecting both votes and decisions to keep protocol correct and alive is justified in Section 5.1 and Section 5.2.

We also equip the header node C^* with a component called robustness-level state machine (RLSM) manager, which is responsible for determining the suitable sub-protocol Π_T to execute T . More specifically, we first classify the operating environment into three robustness levels: failure-free (L_{FF}), crash failure (L_{CF}), and network failure (L_{NF}), as defined in Definition 2. During a transaction execution, FLAC analyzes the results reported by participant nodes to detect if any failure occurs. If there is an unexpected failure occurring in a participant node (e.g., network failure or crash failure), it will upgrade this node’s robustness level to a more stringent level. Otherwise, FLAC will record the total number of consecutive transactions which have been executed successfully in this node. If this number reaches a threshold representing the environment’s stability, FLAC will downgrade the node’s robustness level to a more lenient level. Later in Section 5, we shall describe how to use reinforcement learning to fine-tune this threshold so that FLAC can adapt well to changes of the operating environment.

DEFINITION 2 (ROBUSTNESS LEVEL). *The robustness level of a system S with regard to the execution of a transaction T by an atomic commit protocol is defined as follows:*

- *Failure-free level (L_{FF}): neither crash failure nor network failure can occur during the execution of T .*
- *Crash-failure level (L_{CF}): there may be crash failure, but no network failure can occur during the execution of T .*
- *Network-failure level (L_{NF}): both crash failure and network failure can occur during the execution of T .*

Among these three robustness levels, L_{FF} (failure-free) is the most lenient, while L_{NF} (network-failure) is the most stringent level.

Note that in our system model, we assume *asynchronous* and *reliable* connections between nodes. Furthermore, although we currently separate the header from the participants, our protocol FLAC can be easily extended to the setting in which the header node also serves as a participant node, like the system model proposed in [32]. This setting is simply an optimized version of our current system model, in which the connection between that participant and the coordinator happens in the same node. Finally, we summarize the notations used in this paper in Table 1.

3.2 Transaction Processing

FLAC requires two phases to process a transaction T : the *propose* and the *validate* phase. Here we detail the two-phase transaction processing system of FLAC as follows.

¹The two cases $\langle \text{No}, \text{Commit} \rangle$ and $\langle \text{No}, \text{Undecide} \rangle$ will never occur since participants which vote *No* will always decide *Abort* immediately.

Table 1: Symbols and descriptions

\mathcal{S}	the system of n participant nodes C_1, \dots, C_n
C^*	the header node
T	the transaction sent to C^*
C_T	the participant nodes contributing to the commit of T
\mathcal{R}_T	the tentative execution results of C_T for T
Π_T	the sub-protocol selected for T

3.2.1 The propose phase. The header node C^* first selects a sub-protocol Π_T based on the most stringent robustness level of participant nodes C_T of T . Then, it instructs all these nodes to execute Π_T to process T tentatively or persistently. Next, relevant participant nodes C_T execute Π_T trying to make local decisions for T . There are two scenarios for each participant node as follows. Firstly, if the participant can make an *Abort* or *Commit* decision, it will finish its local execution for T , add the decision in its log, and roll back or persist the local changes respectively. Secondly, if the participant cannot make a decision (i.e., stays *Undecide*), it will block its local transaction execution and waits for the message from the coordinator or other participants to continue. In any cases, all participant nodes in C_T will eventually reply their final states (*Commit/Abort/Undecide*) and initial votes (*Yes/No*) to C^* . The collection of decisions and votes constitutes the set of results \mathcal{R}_T , which is processed by FLAC in the second phase: the *validate* phase.

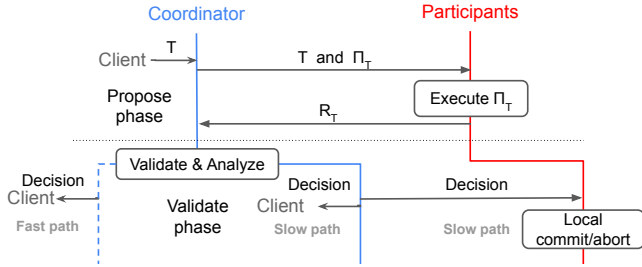


Figure 2: Overall timeline of FLAC. Fast path happens when all participants make an *Abort* or *Commit* decision. Slow path occurs when some participants stay *Undecide*.

3.2.2 The validate phase. In this phase, the header node C^* performs two tasks concurrently to process the result set \mathcal{R}_T . Firstly, C^* analyzes the results in \mathcal{R}_T to detect if any failure occurs and adjusts the robustness level of nodes in C_T accordingly. We will explain in detail this adjustment in Section 5. Secondly, it commit or abort the transaction T in a *fast* or a *slow execution path*.

In particular, a *fast path* is resulted when all nodes in C_T has decided to abort or commit the transaction T . Since T is already rolled back or made persist in the *propose* phase at each participant node (Section 3.2.1), the participants have finished their executions of T , and thus the header node C^* only needs to send the decision to clients and terminates the transaction T . This path is illustrated by the blue dashed line in Figure 2.

In contrast, a *slow path* is resulted when not all participant nodes C_T have decided to abort/commit the transaction T . In this case, the coordinator C^* dictates a decision according to \mathcal{R}_T and Π_T , and then notifies all participants. Each participant, upon receiving

the decision, will locally commit or abort T on its storage. After broadcasting all messages to notify the decision, the coordinator then reports the decision to clients. This path is illustrated by the red and blue solid lines; both labeled by “Slow path” in Figure 2.

FLAC executes most transactions in *fast path* for efficiency. The reason is two-fold. On the coordinator side, the *slow path* requires it to broadcast decisions to all *Undecide* participants, which slightly increases the latency. On the participants’ side, the *slow path* requires each participant to block and wait for decisions from other nodes, which introduces significant contention between concurrent transactions and reduces the throughput. Therefore, to achieve high performance, FLAC tries to execute most transactions in *fast path*.

4 SUB-PROTOCOLS

This section provides insight into how FLAC adjusts sub-protocol for each robustness level. First, we present each sub-protocol in detail. Second, we give correctness proof of these sub-protocols. Finally, we compare different protocols to show their pros and cons, including all three sub-protocols and some existing ACPs.

Algorithm 1: FLAC_{FF} for the coordinator node C^* .

Data: T, C_T – the input transaction and its participant nodes.
Result: the final global decision for T .

- 1 Broadcast propose messages with $(T, t_{\text{sent}}, C_T)$ to all C_T
- 2 $W_{C^*} \leftarrow \max\{U(C^*, C_i) + U(C_i, C_j) + U(C_j, C^*) | C_i, C_j \in C_T\}$
- 3 $\mathcal{R}_T \leftarrow$ execution results for T from C_T that arrive in W_{C^*} time.
- 4 **if** \mathcal{R}_T contains $v = \text{Abort}$ or $v = \text{Commit}$ **then**
- 5 Broadcast v to nodes in C_T who have not replied decisions.
- 6 **return** v
- 7 **if** $|\mathcal{R}_T| = |C_T|$ **then**
- 8 Broadcast *Commit* to all participants in C_T
- 9 **return** *Commit*
- 10 **else** run termination protocol

4.1 FLAC_{FF} for Failure-free Environment

We describe the FLAC_{FF} sub-protocol for the coordinator and the participants in Algorithms 1 and 2, respectively. Its timeline is also illustrated in Figure 3. At this failure-free robustness level, FLAC_{FF} assumes no network failures or crash failures among all participant and coordinator nodes. The coordinator initiates a FLAC_{FF} execution on receiving a transaction T from clients. It sends the *Propose* message to all involved participants C_T and then waits for their execution results in W_{C^*} time (Algorithm 1, lines 1–2).

In Algorithm 1, the coordinator-side timeout window W_{C^*} accommodates all results sent back from failure-free participants. We compute W^* by utilizing a parameter called the message delay upper bound U . More specifically, given two arbitrary nodes x and y , $U(x, y)$ indicates the time window for all messages between these two nodes to arrive without network failures. It is computed by multiplying the maximum delay $\sigma(x, y)$ of a ping

Algorithm 2: FLAC_{FF} for each participant node C_i .

Data: T, C_T : the input transaction and its participant nodes.
 t_{sent} : the sent time of the propose message by C^* .
 t_{recv} : the received time of the propose message by C_i .
Result: the final decision of C_i for T .

```

11  $v \leftarrow \text{DetermineLocalVote}(T)$  // the vote of  $C_i$ 
12 Broadcast  $v$  for  $T$  to all other nodes in  $C_T$ 
13 if  $v$  is No then
14   Send back  $\langle \text{No}, \text{Abort} \rangle$  to  $C^*$ 
15   return Abort
16  $W_{C_i} \leftarrow \max\{t_{\text{sent}} + U(C^*, C_j) + U(C_j, C_i) - t_{\text{recv}} \mid C_j \in C_T\}$ 
17 if receive a No for  $T$  from a node in  $C_T$  in  $W_{C_i}$  time then
18   Send back  $\langle \text{Yes}, \text{Abort} \rangle$  to  $C^*$ 
19   return Abort
20 if receive Yes for  $T$  from all nodes in  $C_T$  in  $W_{C_i}$  time then
21   Send back  $\langle \text{Yes}, \text{Commit} \rangle$  to  $C^*$ 
22   return Commit
23 Send back  $\langle \text{Yes}, \text{Undecide} \rangle$  to  $C^*$ 
24 if receive a decision  $d$  from  $C^*$  within a timeout then
25   return  $d$ 
26 else run termination protocol

```

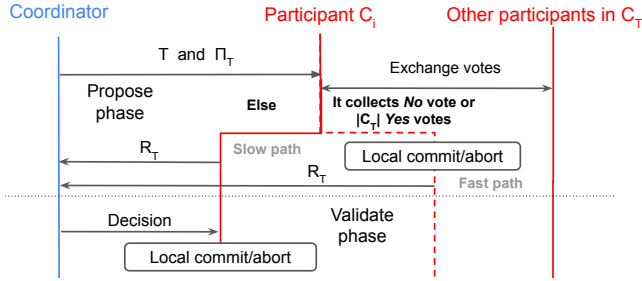


Figure 3: Timeline of FLAC_{FF}.

message between x and y ² with a network buffer parameter r ³: $U(x, y) = \sigma(x, y) \times r$. Using this maximum message delay upper bound U , we can calculate the timeout window W_{C^*} by the maximum time for a failure-free participant C_i to get vote from all others participants $C_j \in C_T$ and replies its message to C^* , i.e. $W_{C^*} = \max\{U(C^*, C_j) + U(C_j, C_i) + U(C_i, C^*)\}$, for any $C_i, C_j \in C_T$.

For each participant C_i , on receiving the *Propose* message, it first determines and broadcasts its local vote to other participants (Algorithm 2, lines 11, 12). If this vote is *No*, it will decide to abort the transaction (lines 13–15). Otherwise, it will exchange votes with other participants within a pre-calculated coordination time window W_{C_i} (lines 16–26). Here, W_{C_i} is computed by subtracting the latest arrival time of votes sent from failure-free participants to C_i by the received time of the *Propose* message on C_i . More specifically, $W_{C_i} = \max\{t_{\text{sent}} + U(C^*, C_j) + U(C_j, C_i) - t_{\text{recv}}$, for

any $C_j \in C_T\}$, where $t_{\text{sent}}, t_{\text{recv}}$ are respectively the clock time of C^* and C_i when sending and receiving the *Propose* message.⁴

Within the time window W_{C_i} , the participant C_i will decide *Abort* if it receives a *No* vote (lines 17–19), or decide *Commit* if it receives *Yes* votes from all participants (lines 20–22). Otherwise, C_i will remain *Undecide*, send back this result to the coordinator, and wait for the coordinator’s decision (lines 23–26). If it can receive a decision before *timeout*, it will return that decision and finish the execution (line 25). Otherwise, the coordinator might crash, and C_i will run a termination protocol to get the decision from other participant nodes in C_T , or to reach agreement among them on T ’s decision with a new coordinator (line 26).

Algorithm 3: FLAC_{CF} for the coordinator node C^* .

Data: T, C_T – the input transaction and its participant nodes.
Result: the final global decision for T .

```

1 Broadcast propose messages with  $(T, t_{\text{send}}, C_T)$  to all  $C_T$ 
2  $W_{C^*} \leftarrow \max\{U(C^*, C_j) + U(C_j, C_i) + U(C_i, C^*) \mid C_i, C_j \in C_T\}$ 
3  $\mathcal{R}_T \leftarrow$  execution results for  $T$  from  $C_T$  that arrive in  $W_{C^*}$ .
4 if  $\mathcal{R}_T$  contains  $v = \text{Abort}$  then
5   Broadcast  $v$  to nodes in  $C_T$  who have not replied decisions
6   return  $v$ 
7 if  $|\mathcal{R}_T| = |C_T|$  then
8   Broadcast Commit to  $C_T$ 
9   return Commit
10 else
11   Broadcast Abort to  $C_T$ 
12   return Abort

```

For the coordinator C^* , after collecting the result set \mathcal{R}_T , it will proceed with one of the following three scenarios. Firstly, if \mathcal{R}_T includes a *Commit* or *Abort* decision, C^* will broadcast this decision to other *Undecide* participants, and then returns it to clients (Algorithm 1, lines 4–6). Note that when there is no *Undecide* participant, this execution path is called the *fast path*, as illustrated in Figure 2. Secondly, if \mathcal{R}_T contains results from all participants who also stay *Undecide*, then all these participants vote *Yes*⁵. Thus, C^* can simply notify a *Commit* decision to them and return this decision (lines 7–9). Finally, if \mathcal{R}_T does not contain the results of all participants, C^* will not have enough information to make a decision. Then, it will run the termination protocol to continue the execution of T (line 10). C^* will wait for the results of other participants until (i) it can receive an *Abort* or a *Commit* decision to decide for T accordingly or (ii) it can receive the same $\langle \text{Yes}, \text{Undecide} \rangle$ results from all participants and decide *Commit* for T . For crash recovery, FLAC adds transaction logs to non-volatile storages and recovers from crash failures alike existing ACPs [26, 40]. Details about the termination and recovery of FLAC can be found in Appendix A.1 of our technical report [42].

²Each ping message is a 64-byte ICMP package. We measured this ping message delay for 100 times (when the network connection between x and y is stable) and took the maximum value as $\sigma(x, y)$.

³The network buffer parameter r is used to adjust the message delay upper bound for different network conditions. We will show later in the experiments (Section 6.2.5) how different values of r , ranging from 0.1 to 8, affect the performance of FLAC.

⁴This computation might be affected by clock skew and makes W_{C_i} inaccurate, as pointed out in [55]. However, such clock skew will not affect the correctness of FLAC_{FF}.

⁵We explained in Section 3 that the result $\langle \text{No}, \text{Undecide} \rangle$ will never occur.

4.2 FLAC_{CF} for Crash-Failure Environment

We present the FLAC_{CF} protocol in Algorithms 3, 4 and Figure 4. At this robustness level, FLAC assumes no network failures among the participant nodes. However, these nodes are subject to crashes. Therefore, we consider the following two requirements when designing FLAC_{CF} to improve its performance. Firstly, FLAC_{CF} will always ensure liveness when crash failures happen, to reduce the block of resources [11, 31, 48]. Secondly, it will quickly abort transactions that cannot commit due to crash failures so that they do not affect the commit of other transactions.

Algorithm 4: FLAC_{CF} for each participant node C_i .

Data: T, C_T : the input transaction and its participant nodes.

t_{sent} : the sent time of the propose message by C^* .

t_{recv} : the received time of the propose message by C_i .

Result: the final decision of C_i for T .

13 $v \leftarrow \text{DetermineLocalVote}(T)$ // the vote of C_i

14 Broadcast v vote for T to all nodes in C_T

15 **if** v is *No* **then**

16 Broadcast an *Abort* decision for T to all nodes in C_T

17 Send back $\langle No, Abort \rangle$ to C^*

```

18   return Abort

```

$$^{19} W_{C_i} \leftarrow \max\{t_{\text{sent}} + U(C^*, C_j) + U(C_j, C_i) - t_{\text{recv}} \mid C_j \in C_T\}$$
20 **if** receive *Yes* from all C_T in W_{C_i} **then**

21 Send back $\langle Yes, Undecide \rangle$ to C^*

22 **if** receive a decision d from $C^* \cup C_T$ in a timeout **then**

23 Broadcast d for T to all nodes in C_T

24 **return** d

```

25   else run termination protocol

```

26 **else**

27 Broadcast an *Abort* decision for T to all nodes in C_T

28 Send back $\langle Yes, Abort \rangle$ to C^*

```

29   return Abort

```

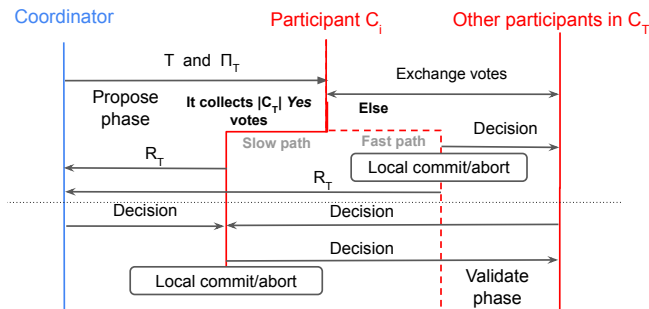


Figure 4: Timeline of FLAC_{CF}. Each participant forward its decisions to others before commit/abort the transaction.

On the coordinator side, to meet the above requirements, FLAC_{CF} will quickly abort a transaction if it could not receive results from all participants after the time window W_{C^*} (Algorithm 3, lines 10–12). It is also the only difference between the FLAC_{CF} and FLAC_{FF} protocols for the coordinator (Algorithm 3 vs. Algorithm 1).

On the participant sides, the FLAC_{CF} protocol for each participant (Algorithm 4) is also similar to the FLAC_{FF} protocol (Algorithm 2), except the two following differences. Firstly, to satisfy the liveness requirement, we apply the “transmission before decide” technique as proposed in [26]. Each participant will broadcast its decision to other nodes before rolling back or persisting the transaction (Algorithm 4, lines 16, 23, and 27). With reliable connections, the broadcasted decision will eventually reach every non-crashed node. Therefore, when a participant is blocked for not receiving any decision, no participant has decided for T . It can then communicate with a new coordinator to commit or abort the transaction (line 21). Secondly, each participant can quickly abort a transaction if it can detect crash failure in other participants. In particular, if the participant C_i does not receive all *Yes* votes from other participants within the time window W_C , it can directly decide *Abort* (lines 26–29). This processing corresponds to the *fast execution path* of the participant, as illustrated in Figure 4.

In addition to the above requirements, termination protocol will also be triggered if a participant receives all *Yes* votes from other participants, but does not receive any *Abort* or *Commit* decision from other participants or the coordinator within a *timeout*. In this case, none of these nodes has made a decision for the transaction. Thus, all alive participants can run the termination protocol to reach an agreement for the transaction.

4.3 FLAC_{NF} for Network-Failure Environment

At this level, both crash failures and network failures may occur. There have been several ACPs proposed to handle these failures, such as 3PC [31], PAC [38], and Easy Commit (EC) [26].

Among them, EC is the state-of-the-art non-blocking protocol, which is well optimized for our network failure environment. In this work, we do not aim to invent an ACP for this specific environment. Instead, we focus on designing the FLAC protocol which can adapt well to different operating conditions of the environment. Therefore, we adopt the EC protocol [26] as the sub-protocol FLAC_{NF} to directly commit transactions without the *Validate* or *Propose* phase in the network-failure environment. Note that our design of FLAC is modular. In the future, if there is a new ACP that can perform better than EC, we can also easily adopt it as the sub-protocol FLAC_{NF} . Users can also customize FLAC for modern replicated systems by adopting replicated atomic commit protocols as FLAC_{NF} and replicating the operations to all replicas asynchronously. We continue this discussion in our technical report [42].

4.4 Sub-Protocol Correctness

Like existing atomic commit protocols [21, 26, 38, 49], we prove the correctness of FLAC sub-protocols in safety and liveness.

PROPOSITION 1 (SAFETY). *All FLAC sub-protocols ensure the validity and the agreement properties (Definition 1).*

PROOF. (1). The validity property of FLAC_{FF} is ensured by Algorithm 2: this sub-protocol decides *Abort* only if there existing a node voting *No* (lines 13–15, 17–19), and decides *Commit* when all nodes vote *Yes* (lines 20–22), which implies no node votes *No*.

(2). FLAC_{FF}'s agreement is proved by contradiction. Suppose that there are two nodes deciding differently, then there is a node

Table 2: Comparison of protocols w.r.t. a transaction T , where N is the number of nodes contributing to the commit of T ($N = |C_T|$).

	FLAC _{FF}	FLAC _{CF}	FLAC _{NF}	2PC [40]	3PC [31]	PAC [38]	Easy Commit [26]
#Message delays on coordinator	3	3	2	4	6	4	2
#Message delays on participant (Commit)	1	3	2	2	4	4	2
#Message delays on participant (Abort)	1	1	2	2	2	2	2
#Message delays on participant (Crash)	-	1	2	2	2	2	2
#Exchanged messages	$O(N^2)$	$O(N^2)$	$O(N^2)$	$O(N)$	$O(N)$	$O(N)$	$O(N^2)$
Fault tolerance	\emptyset	{CF}	{CF, NF}	{NF}	{CF, NF}	{CF, NF}	{CF, NF}

deciding *Commit*, and another deciding *Abort*. Since there is one node deciding *Commit*, it follows from Algorithm 2 (lines 20–22) that all nodes must vote *Yes*. Since there is one node deciding *Abort*, according to Algorithm 2 (lines 13–15, 17–19), there must be a node voting *No*. The two previous results contradict each other.

(3). FLAC_{CF}’s validity property. According to Algorithm 3, FLAC_{CF} decides *Commit* if all nodes vote *Yes* and no failures happen (lines 7–10). Moreover, Algorithm 4 shows that FLAC_{CF} will decide *Abort* if there exists a node voting *No* (lines 15–18, 27–29). Hence, the validity of FLAC_{CF} is confirmed.

(4). For FLAC_{CF}’s agreement, by contradiction, suppose there are two nodes deciding differently: node C_i decides *Commit* and node C_j decides *Abort*. Since C_i decides *Commit*, according to Algorithm 3 (lines 7–10), no node decides *Abort* before *timeout*. Algorithm 4 (lines 21–23) shows that C_i needs to broadcast its *Commit* decision before deciding *Commit*, this decision will reach all nodes before *timeout*, and make them decide *Commit*, too. This result contradicts with the assumption that C_j decides *Abort*.

(5). For FLAC_{NF}, it is identical to EC, therefore its safety is guaranteed since EC’s safety is proved in [26]. \square

PROPOSITION 2 (LIVENESS). *FLAC ensures the termination property for all sub-protocols executed in expected operating conditions.*

PROOF. FLAC_{FF} does not need to consider the block due to crash failures for its failure-free operating condition assumptions. FLAC_{CF} makes progress with termination protocol in case of timeout due to crash failures (Section 4.2). Finally, FLAC_{NF}, which is identical to EC, has been proven to be non-blocking in [26]. \square

4.5 Protocol Comparison

We conclude with a comparison between FLAC sub-protocols and other ACPs. We list each protocol’s coordinator-side delay and participant-side delay in three cases: commit without failure, abort without failure, and abort with crash failure. These two delays, as discussed in Section 2, play two major factors in distributed transaction processing. Lower coordinator-side delay reduces distributed transaction latency, while lower participant-side delay reduces the contention between transactions. Moreover, the comparison also includes each protocol’s message complexity and liveness regarding failures. The message complexity reflects the scalability and the liveness reflects the availability under system failures.

Table 2 includes our comparison results between our three sub-protocols FLAC_{FF}, FLAC_{CF}, and FLAC_{NF} and other protocols 2PC, 3PC, PAC, and EC. Overall, FLAC’s sub-protocols require less number of message delays on both sides, at the cost of more exchanged messages than 2PC, 3PC, and PAC. As discussed in earlier works [11, 25, 59], this feature enables FLAC_{FF} and FLAC_{CF} to perform better

than other protocols in distributed settings. Compared with EC, FLAC_{FF} and FLAC_{CF} perform better than EC in high contention workloads (lower participant-side delay), at the cost of a slight disadvantage in low contention workloads (higher coordinator-side delay). Moreover, Table 2 emphasizes our goal to design FLAC to adapt well to the changes in the operating environment. Our sub-protocols support different operating conditions: while FLAC_{FF} is designed for failure-free environments, FLAC_{CF} can tolerate crash failures, and FLAC_{NF} can endure both crash and network failures. This is the major difference between FLAC and the other protocols like 2PC, which can only support network failures, or 3PC, EC, which can endure crash and network failures, but might not perform well in the failure-free environment.

5 ROBUSTNESS-LEVEL STATE MACHINES

We now describe the robustness-level state machine (RLSM) manager of the coordinator node (Figure 1). Recall that this component is responsible for capturing the robustness level of each participant node so that the coordinator can determine the suitable sub-protocol of FLAC to execute a transaction. In the following, we formalize the RLSM in Definition 3 and describe its state transitions.

DEFINITION 3 (RLSM). *A robustness-level state machine (RLSM) is a state machine denoted as $\langle \mathcal{L}, L_0, \mathcal{E}, \delta \rangle$, which comprises of:*

- A set of states $\mathcal{L} = \{L_{FF}, L_{CF}, L_{NF}\}$, in which L_{FF}, L_{CF}, L_{NF} respectively represent the failure-free, crash-failure, and network-failure robustness levels.
- An initial state $L_0 = L_{FF}$.
- A set of input events $\mathcal{E} = \{CF, NF, FF(\alpha_{CF}), FF(\alpha_{NF})\}$, in which CF, NF respectively indicate a crash or a network failure occur in a transaction execution, $FF(\alpha_{CF}), FF(\alpha_{NF})$ respectively represent a sequence of α_{CF} and a sequence of α_{NF} consecutive failure-free transaction executions at the crash- and the network-failure level.
- A state transition function $\delta : \mathcal{L} \times \mathcal{E} \rightarrow \mathcal{L}$, which is defined as the illustration in Figure 5.

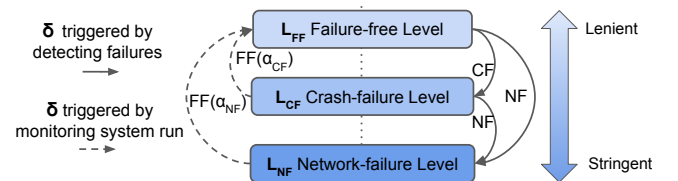


Figure 5: RLSM transition diagram.

Note that in Definition 3, parameter α_{CF} and α_{NF} of the two events $FF(\alpha_{CF})$ and $FF(\alpha_{NF})$ are determined separately for transaction executions in the crash-failure and the network-failure levels. Moreover, for each transition state, the RLSM manager can only detect events corresponding to the state's intolerable failures. Specifically, while it can detect the two events CF , NF for L_{FF} state, only the event NF can be caught for L_{CF} state. Furthermore, none of the two events CF and NF can be tracked for L_{NF} state.

Figure 5 and Algorithm 5 depicts how the robustness level transition in each participant given different input events, and how the RLSM manager detect such events and send to the participant's RLSMs. Firstly, if the RLSM manager can detect a crash or a network failure during an execution (lines 2, 5, 8, 10), it will trigger a corresponding CF or NF event to update the current state to a more stringent robustness level L_{CF} or L_{NF} (lines 3, 4, 9, 11 and solid lines in Figure 5). This update is called the *robustness upgrade* transition. Secondly, if the RLSM manager observes a number of failure-free consecutive executions of the protocol in a high robustness-level state (α_{CF} times for L_{CF} and α_{NF} times for L_{NF} – lines 13, 17), it will respectively trigger the event $FF(\alpha_{CF})$ or $FF(\alpha_{NF})$ to move the system to the lowest robustness-level state L_{FF} (lines 14, 18, and dotted lines in Figure 5). This update is called the *robustness downgrade* transition. We will describe more about these failure detection and robustness transitions in the following sub-sections.

Algorithm 5: State transition algorithm by the RLSM manager.

Data: L , \mathcal{R}_T , C_T , α_{CF} , α_{NF} : the current level, the set of participants, the execution results of the transaction T and two parameters of downgrade transitions.

Result: Events sent to the participants' RLSMs

```

1 if  $L = L_{FF}$  then
2   if  $|\mathcal{R}_T| < |C_T|$  then
3     Send  $CF$  to the RLSMs of non-responsive participants.
4     Send  $NF$  to the RLSMs of participants that reply late.
5   else if  $\langle Yes, Undecide \rangle \in \mathcal{R}_T$  then
6     Send  $NF$  to the RLSMs of all participants in  $C_T$ .
7 else if  $L = L_{CF}$  then
8   if  $|\mathcal{R}_T| < |C_T|$  then
9     Send  $NF$  to the RLSMs of participants that reply late.
10  else if  $\langle Yes, Abort \rangle \in \mathcal{R}_T$ , and  $\langle No, \_ \rangle \notin \mathcal{R}_T$  then
11    Send  $NF$  to the RLSMs of all participants in  $C_T$ .
12  for  $C_i \in C_T$  do
13    if NumOfConsecutiveFailureFreeRuns( $C_i$ ) =  $\alpha_{CF}$  then
14      Send  $FF(\alpha_{CF})$  to the RLSM of  $C_i$ .
15 else //  $L = L_{NF}$ 
16  for  $C_i \in C_T$  do
17    if NumOfConsecutiveFailureFreeRuns( $C_i$ ) =  $\alpha_{NF}$  then
18      Send  $FF(\alpha_{NF})$  to the RLSM of  $C_i$ .

```

5.1 Robustness-Upgrade Transitions

FLAC takes a reactive approach for transitions rather than predicting the period of failure and adjusting RLSMs actively before failure occurs/disappears. It is due to the difficulty in detecting periods of non-failure and communication synchrony in real systems while

preventing the prediction from becoming the bottleneck. The active method requires both monitoring the systems continuously and making predictions subject to error: failures can still occur in periods that are predicted to run without failures. Such unexpected failures will further affect system performance and availability, as shown in Section 5.2. Therefore, in this paper, FLAC does not predict non-failure periods. Instead, it reactively monitors and detects if failures occur in the operating environment to adjust RLSM and select a suitable sub-protocol.

A robustness-upgrade transaction is triggered when the RLSM manager can detect that failures occur in some participant nodes while executing a transaction. This transition aims to upgrade the robustness state of these nodes toward a more stringent robustness level; so that subsequent transactions involving them can run with a more resilient sub-protocol. Moreover, the RLSM manager can deduce failures based on the execution results of participant nodes, which contain their initial votes and decisions (tentative or persistent). FLAC takes three kinds of failure detection. Both $FLAC_{FF}$ and $FLAC_{CF}$ detect a crash or a network failure when the coordinator does not receive all participants' execution results, i.e., some results are missing in \mathcal{R}_T . If the current sub-protocol is $FLAC_{FF}$, the failure type is agnostic before *timeout*. In this case, the RLSM manager first inputs CF events to the RLSMs of non-responsive participants, who are likely to crash (line 3). Then, it will input NF events to the RLSMs of participants who reply late (line 4), since these late replies are likely caused by network failures. Otherwise, $FLAC_{CF}$ tolerates crash failures, and thus only needs to detect network failures. Like the previous case, the RLSM manager can just input NF events to the RLSMs of participants who reply late (line 9).

Besides the failure detection by missing result, $FLAC_{FF}$ and $FLAC_{CF}$ have one other failure detection rule $FLAC_{CF}$ separately. $FLAC_{FF}$ detects network failures between participants if the coordinator receives $\langle Yes, Undecide \rangle$. Note that during the failure detection for $FLAC_{FF}$, the RLSM manager can pinpoint crash failures to specific participants. However, if a network failure occurs, it cannot identify exactly the involving participants, since the network failure can happen among a set of nodes. In this case, the RLSM manager will shift all the participants' states to the network-failure level (line 6). $FLAC_{CF}$ detects network failures if there exist aborted transactions that should be committed with all *Yes* votes (lines 10–11). The formal proof of correctness on all failure detection rules in Algorithm 5 can be found in our technical report Appendix A.2 [42], where we also give proof of correctness on soundness and completeness properties of RLSM in Appendix A.3.

5.2 Robustness-Downgrade Transitions

The robustness-downgrade transitions shift the RLSM state from a stringent level to a lenient one. FLAC triggers these transitions by monitoring the protocol execution. Specifically, if there is a participant in the crash-failure level who can consecutively execute α_{CF} transactions without any failure, then the RLSM manager can transition its RLSM to the failure-free level (lines 13–14). Likewise, α_{NF} is the number of consecutive failure-free transaction executions that a participant must perform at the network-failure level before its RLSM can be shifted to the failure-free level (lines 17–18).

The two parameters α_{CF} , α_{NF} above control the trade-off between the protocol adaptivity and the state transitioning frequency.

Intuitively, smaller α_{CF} and α_{NF} enable FLAC to react quicker upon the change of operating conditions, thus getting more opportunities to run a more lenient sub-protocol. However, it also lets FLAC enter the costly *slow path* regarding the fast-recurrence of failures.

Fine-tuning α_{CF} and α_{NF} by reinforcement learning (RL). Generally, it is challenging to fine-tune α_{CF} and α_{NF} to optimize the performance of FLAC. A naive approach is to exhaustively test their possible values, but this trial and error method is costly. Also, this test needs to be performed every time the system is reconfigured, such as, when adding a new node or replacing a machine. To mitigate this problem, we propose an RL-based optimizer to automatically select the best α_{CF} and α_{NF} . We employ q-learning [54] as the RL learner and build our model as depicted in Figure 6.

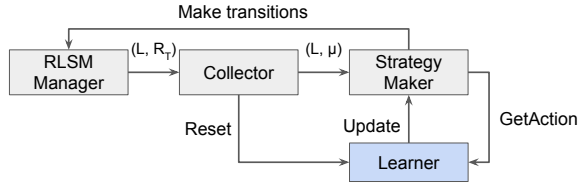


Figure 6: Overview of the RL-based optimizer, where L, μ denote the current robustness level and the reward (average throughput).

In essence, the RLSM manager sends the execution results \mathcal{R}_T with their robustness levels L to the collector. The collector resets the learner’s state once it encounters a level change. Otherwise, it buffers (L, \mathcal{R}_T) until enough pairs are collected. It then calculates the average throughput (transaction per second – tps) as the reward μ ⁶ and sends (L, μ) to the strategy maker, who can use this information to train the learner. The learner learns a Markov chain on whether to further wait or make downgrade transitions regarding the current wait steps. The strategy maker interacts with the learner while training and decides to make downgrade transitions or not accordingly. After enough training, the strategy maker can cache the learnt strategy as parameter α_{CF} or α_{NF} .

According to our experiment, the throughput gain for parameters greater than 256 is slight, and thus we limit the maximum value of α_{CF} and α_{NF} to 256 in our RL model. With a limited maximum value, the parameter tuner only takes up to 5 seconds to tune the parameters. The users can call the RL-based parameter tuner when the system is reconfigured (e.g. replacing a node) or once an hour.

The upward and downward transitions allow RLSM to keep its data in memory without failure recovery mechanisms. The completeness property of RLSM ensures the correction of too-optimistic assumptions within two transaction retries. Meanwhile, the downward transitions prevent the system from staying at too pessimistic assumptions. Thus, RLSM can be recovered to an arbitrary robustness level without concern about protocol liveness. Our system sets the default RLSM level to the failure-free level to execute more transactions with lightweight sub-protocols. If a node including RLSM crashes and constantly recovers, FLAC will change its default value to the network failure level so as to reduce the cost brought by transaction retry and upward transitions.

⁶Users can decide how to choose a suitable reward function to obtain good performance, depending on their applications. In this work, we use the average throughput. Other systems such as [13, 17, 55] value tail latency, while [16] value throughput, and like [35, 57] value both and thus express their requirements using more complex functions.

6 EVALUATION

We have implemented FLAC in a prototype system using mostly Golang, except the reinforcement learning component is written in Python. Our system processes transactions similarly to Google’s Percolator [43]. Each transaction retries when it gets aborted due to conflicts (at most 10 times). Our system does not retry transactions that cannot commit due to consistency requirements or system failures. The source code is published at [1].

We have also conducted extensive experiments to evaluate and compare the performance of FLAC with state-of-the-art ACPs: 2PC [40], 3PC [31], Easy Commit (EC) [26], and PAC [38]. For the base-lines 2PC, 3PC, and EC, we adopted the implementation design in [26]. For PAC [38], we implemented its centralized variant, denoted as C-PAC, where the header node is fixed as the leader. Note that we do not compare FLAC with protocols designed for systems which replicate data across different nodes like TAPIR [60], G-PAC [38] since their settings are different from FLAC’s system model.

In the following, we will present our detailed experimental results regarding to three main aspects: (1) performance comparison of FLAC versus other protocols: 2PC, 3PC, EC, C-PAC, (2) impact of FLAC’s parameters (network buffer parameter r , numbers of consecutive failure-free runs α_{CF} , α_{NF}) on its performance, and (3) effectiveness of reinforcement learning in enhancing the performance of FLAC for unstable operating conditions. Our technical report [42] (Appendix B) also includes experiments about a comparison between FLAC and replicated commit protocols, FLAC’s message delay side effects, and FLAC’s performance under crash/network failures or varying cross-shared transaction percentages.

6.1 Experiment Setup

We conducted experiments on 11 server nodes deployed in a data cluster with Ubuntu 20.04 system. Each server consists of 10x2 3.7GHz Intel Xeon CPU W-1290P processor, 128GB of DRAM, and connects to the cluster by 1Gbps network with 0.2ms network delay. For our experiments, we configure one node as the coordinator while the others are participants. Each node maintains a single server process that handles requests from others using lightweight execution threads. We simulate a cross-datacenter environment by adding 10ms⁷ latency to packages sent among these nodes.

Benchmarks. For micro benchmarking, we run the experiment on a YCSB-like micro-benchmark proposed in [12, 38, 45]. Clients continuously generate read and write multi-record transactions with closed loops, whose data access distribution fits Zipfian distribution [12] with a skew factor that controls contention. We make all transactions in this benchmark cross-shard by default to evaluate the performance of all protocols in handling cross-shard transactions. Tail latency (99% latency or P99 latency) is used to measure transaction latency since it can reflect precisely user experiences. This latency is also widely used by existing systems [10, 17, 44, 53].

For macro benchmarking, we use TPC-C, a standard benchmark for OLTP systems that includes three types of read-write and two types of read-only transactions [14]. We utilize three warehouses located separately in three server nodes. Each warehouse contains 10 different districts, and each district maintains the information of

⁷Our experiments later show that 10ms enable all protocols to achieve good performance while being able to clearly differentiate their performance.

3000 customers. We use closed loops to simulate clients that keep sending transactions to the coordinator and control the contention by adjusting the client thread number. For this TPC-C benchmark, we only use ACPs for cross-shard transactions and commit all single-shard transactions in a single message round trip as in [26, 36].

Parameters. We conduct the experiments in two operating environments: (i) the failure-free environment, and (ii) the failure environment where crash and network failures frequently occurs. A parameter τ is used to control how failures are generated: in every cycle of 2τ seconds, the system exhibits τ seconds of crash or network failures, and then resumes to normal for the remaining τ seconds. By default we set the number of clients to 512 (YCSB-like) and 3000 (TPC-C), skew factor to 0.5, and network buffer parameter r to 1. We also follow the existing works [2, 38] to set the number of participant nodes to 3 when assessing the protocols’ detailed performance. An experiment with varying number of participants, ranging from 3 to 10, is also conducted to evaluate their scalability.

6.2 Performance in Failure-Free Environment

In this environment, no failure will occur. We start to record the experimental data 5 seconds after all the machines have warmed up. All tests are run for 10 times and we record their average results.

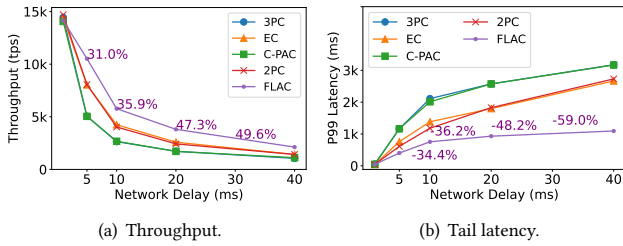


Figure 7: Performance of all protocols under the YCSB-like micro-benchmark with varying network delay.

6.2.1 Experiment with the YCSB-like micro-benchmark, under varying network delays. Figure 7 presents the throughput and latency of FLAC, 2PC, 3PC, C-PAC, EC under the varying settings of network delay. FLAC performs better than all other protocols when the network delay is higher than 5ms, and its advantage over the others increases as network delay increases. As the network delay increases from 5ms to 40ms, FLAC achieves a 31.0% to 49.6% increase in throughput and 34.4% to 59.0% decrease in latency compared to EC and 2PC. There are two reasons for this achievement of FLAC. Firstly, FLAC mainly run the sub-protocol FLAC_{FF} in this failure-free environment. Secondly, FLAC_{FF} can commit transactions more efficiently with lesser message delays on the participant side than all other protocols (Table 2). In this experiment, all the protocols exhibit performance degradation as the network delay increases. This phenomenon is due to the fact that when the network delay is higher, the transaction blocking and execution time will be longer.

6.2.2 Experiment with the YCSB-like micro-benchmark, under varying numbers of clients and different skew factors. Figure 8 presents our experimental results, in which, FLAC demonstrates a significant gain in throughput, with a substantial reduction in latency in

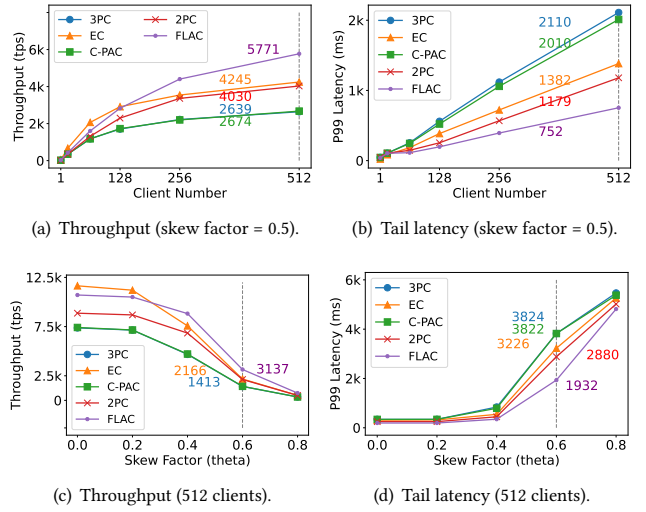


Figure 8: Performance of all protocols under the YCSB-like micro-benchmark with varying client numbers, skew factors.

all these settings. For example, when there are 512 clients (Figures 8a and 8b), FLAC achieves 1.36x, 1.43x, 2.19x, and 2.16x throughput speedup compared to EC, 2PC, 3PC, and C-PAC, while FLAC’s latency is about 54.4%, 63.8%, 35.6%, and 37.4% of the others respectively. When the skew factor is 0.6 (Figures 8c and 8d), it achieves from 1.45x to 2.22x throughput speedup and from 32.9% to 49.5% decrease in latency compared to other protocols EC, 2PC, 3PC, and C-PAC. Again, these better performances of FLAC are contributed by the sub-protocol FLAC_{FF} in this failure-free environment. More specifically, FLAC_{FF} requires only 1 message delay on each participant to commit or abort transactions, while all the protocols EC, 2PC, 3PC, and C-PAC require at least 2 message delays (Table 2).

We also observe in Figure 8 that FLAC performs slightly worse than EC in low contention settings with small number of clients (1~128) and low value of skew factor (0.0~0.3). In the low contention setting, the protocols’ performance is dependent mainly on the latency of the coordinator side. EC can perform better in such setting since it requires only 2 message delays on the coordinator side, which is less than 3 of FLAC_{FF} (Table 2).

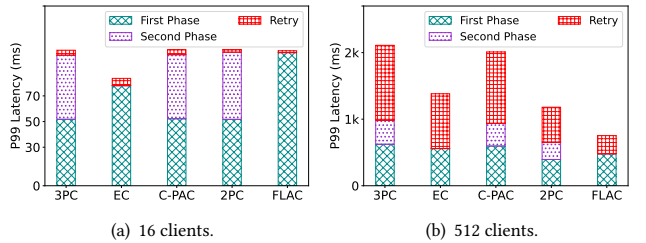


Figure 9: Latency breakdown under the YCSB-like micro-benchmark when there are 16 and 512 clients.

The above observation is also consistent with our experimental results on latency breakdown of all protocols in Figure 9. In low contention, EC performs the best for its fewer coordinator side delays

(Figure 9(a)), while FLAC outperforms others for the reduce in retry cost thanks to its less blocking between transactions (Figure 9(b)).

6.2.3 Scalability evaluation of all protocol with the YCSB-like micro-benchmark, under varying number of participants. As mentioned previously, we follow existing works [2, 38] to set the number of participants to 3. However, in practice, users can choose to use different number of participants depending on applications. Therefore, we conduct this example to study how FLAC and other protocols can scale with larger number of participant nodes, ranging from 3 to 10. According to Figure 10, when the number of participants increases, the throughput of all the protocols reduce, while their latency increases. Such decay in performance is due to the longer occupation of transaction resources across multiple nodes, when the number of nodes get larger. Nevertheless, FLAC still performs better than others in all settings. For example, in the settings of 3 and 10 participant nodes, it respectively obtains from 1.36x to 2.19x and from 1.20x to 1.62x throughput speedup more than other protocols. This performance gain is also due to the similar reason we explained before: the sub-protocol FLAC_{FF} , which operates in this failure-free environment, requires less number of participant-side message delays than other protocols (Table 2).

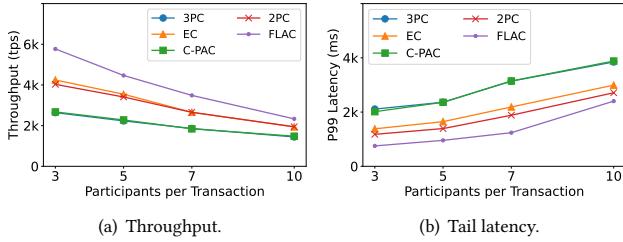


Figure 10: Performance under the YCSB-like micro-benchmark with varying numbers of participants.

6.2.4 Experiment with the TPC-C macro-benchmark, under varying number of clients. Figure 11 presents the performance of all protocols on the TPC-C benchmark of real workload. In this experiment, FLAC still achieves the best performance. In particular, it achieves 1.35x to 2.22x throughput speedup compared with the other protocols, while its tail latency is only 35.4% to 65.0% of them. Compared to the previous experimental results on the YCSB-like micro-benchmark (Figure 8), all the protocols achieve higher throughput and lower latency for the TPC-C benchmark. An explanation for this result is that the TPC-C benchmark contains many single-shard transactions, which can be quickly processed by all protocols, unlike the YCSB-like micro-benchmark which contains only cross-shard transactions, as described earlier in Section 6.1.

6.2.5 Impact of the network buffer parameter r on FLAC's performance. As described in Section 4.1, this parameter is used to adjust the message delay upper bound for different network conditions. To study its impact on protocol performance, we evaluate FLAC with the TPC-C benchmark under different contentions when the number of clients varies. The results are presented in Figure 12. Firstly, when r changes from 0.5 to 1, the throughput increases from 13.0K tps to 21.7K tps and the latency decreases from 684ms to

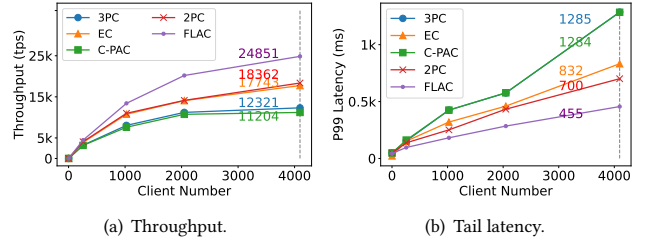


Figure 11: Performance of all protocols under TPC-C macro-benchmark, with varying numbers of clients.

321ms. With smaller r , the system assumes a shorter timeout window to collect messages. Consequently, more messages fail to arrive during the timeout window, and FLAC regards them as network failures, causing it to incline to the more stringent network-failure level. Secondly, when r changes from 0.1 to 0.5 and from 1 to 8, the throughput decreases from 14.1K to 13.0K and from 21.7K to 12.2K, while the latency increases from 556ms to 684ms and from 321ms to 683ms, respectively. This degrading of FLAC's performance while r increases is because the coordinator waits for a longer time to get all participants' results before sending its decision back to them.

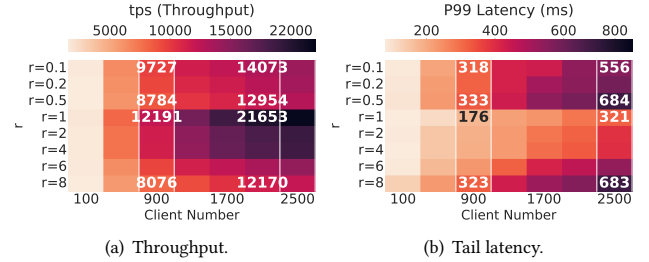


Figure 12: Effects of network buffer parameter r on FLAC. Darker color indicates higher latency or throughput.

6.3 Performance on Failure Environment

Failure environment is created by frequently injecting crashes or timeout into nodes and network connections. This injection is controlled by the parameter τ (Section 6.1): a failure is triggered and last in τ seconds for a periodic cycle of 2τ s. We record experimental data after the machine warm up time in $5 + 2\tau$ seconds⁸.

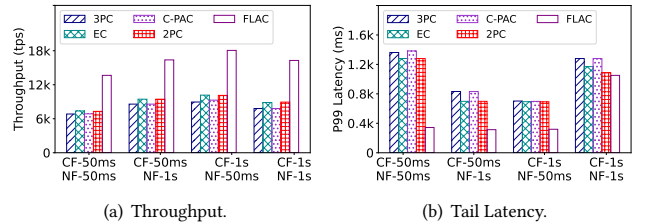


Figure 13: Protocol performance under the TPC-C benchmark with environments containing both crash and network failures.

⁸5 seconds is the time needed to warm up all the machines, and 2τ seconds is one buffering time cycle needed for the performance of all the protocols to become stable.

6.3.1 Experiment with the TPC-C benchmark and environments containing both crash and network failures. Figure 13 presents the experimental results in different environments where crash failures and network failures both happen. For example, the combined setting CF-50ms NF-1s indicate that the environment will repeatedly exhibit a crash failure for 50ms, resume to normal for the next 50ms, and then continue to exhibit a network failure for 1s, and return to normal for the next 1s. In all experimented settings (CF- τ_1 NF- τ_2 , where τ_1, τ_2 can be 50ms or 1s), FLAC still performs the best among all protocols. In particular, it achieves from 1.73x to 2.09x more throughput speedup than EC and 2PC (the next two best protocols), while its latency reduced from 24.8% to 96.9% of them. This result is also due to FLAC’s ability to switch to a suitable protocol (FLAC_{FF}, FLAC_{CF}, or FLAC_{NF}) when the operating environment changes.

6.3.2 Impact of reinforcement learning (RL) on fine-tuning robustness-downgrade parameters (α_{CF} , α_{NF}) to FLAC’s performance. Figure 14 reports the performance comparison of FLAC in failure environments when the parameters α_{CF}, α_{NF} are fine-tuned by RL compared to when they are fixed to 4 settings: (1) $\alpha_{CF}=1, \alpha_{NF}=1$, which adapts FLAC to environments where failures do not recur quickly (stable environments), (2) $\alpha_{CF}=1, \alpha_{NF}=256$, where network failures recur quickly, (3) $\alpha_{CF}=256, \alpha_{NF}=1$, where crash failures recur quickly, (4) $\alpha_{CF}=256, \alpha_{NF}=256$, where all failures recur quickly.

The result shows that FLAC obtains better or equivalent performances when α_{CF}, α_{NF} are fine-tuned by RL, compared to when they are fixed to certain values in all environments. In particular, FLAC with RL-tuned parameters outperforms other fix-valued settings in the environments where network failures recur fast (Figure 14(a), NF-50ms) or where crashes recur fast but network failures recur slowly (Figure 14(b), CF-50ms NF-1s).

We also notice that a fixed-value setting can enable FLAC to perform well in some environments, such as the settings (i) $\alpha_{CF}=256, \alpha_{NF}=1$ for environments where crash failures recur fast (Figure 14(a), CF-50ms), (ii) $\alpha_{CF}=1, \alpha_{NF}=1$ for stable environments (Figure 14(a), CF-1s, Figure 14(b), CF-1s NF-1s), and (iii) $\alpha_{CF}=256, \alpha_{NF}=256$ for environments where network failures recur fast (Figure 14(a), NF-50s). However, there is no fixed-value setting that can make FLAC perform well in all experimented failure environments. In contrast, the setting that fine-tunes α_{CF}, α_{NF} by RL can boost FLAC to gain better performance in all these environments, as described earlier. Furthermore, FLAC only spent up to 5 seconds for such parameter tuning. This experiment confirms our proposal that RL can help to fine-tune the robustness-downgrade transition parameters so that FLAC can perform well in different failure environments.

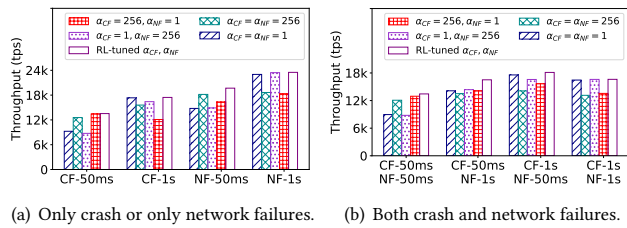


Figure 14: Comparison of FLAC’s performance under TPC-C benchmark with fixed-value and RL-tuned parameters α_{CF}, α_{NF} .

7 RELATED WORKS

Atomic Commit Protocol (ACP) for distributed transactions is important topic in database systems. Initially proposed by Skeen in [48], ACP sees a series of improvements in [23–25]. Among them, 2PC [40] is widely recognized as the golden standard in the industry but is also well-known to be the bottleneck of distributed systems for its low efficiency. Existing ACPs optimize 2PC by (i) enhancing the performance during normal processing, or (ii) improving availability by ensuring liveness property, or (iii) making the protocol adaptive for better overall performance.

To enhance the performance during normal processing, PrA (Presumed Abort) and PrC (Presumed Commit) protocols were introduced in [39], which use additional logs to reduce the cost of aborting or committing messages. PrC was further optimized in [33] by giving up knowledge about the transactions prior to coordinator failures to enhance its performance. Nonetheless, these protocols, and their variants in [6, 11], cannot reduce the participant-side message delay. To improve such participant-side message delay, 1PC [3] and other variant protocols [50–52] sacrifice the generalizability by adding additional strong assumptions, while O2PC [34] compromises the atomicity by optimistically assuming all global transactions will not fail to ensure serializability. Compared with them, FLAC can execute transactions more efficiently without compromising the generalizability nor the ACID properties.

Several works have also been proposed to improve availability of ACPs by ensuring the liveness property. 3PC and variant ACPs [26, 31, 49] address 2PC’s lack of termination when nodes fail by adding additional messages or communication steps. G-PAC and its variants [21, 28, 38, 60] ensure the liveness of 2PC under node failures by replication. Easy Commit (EC) reduces communication steps of 3PC by the “transmission before decide” technique [26]. Paxos Commit is introduced in [21] to ensure liveness by replicating coordinator logs. Unlike these protocols, FLAC does not require replicas; it introduces the adaptivity ability to handle failures and achieve high performance. Moreover, while other ACPs assume a fixed running condition, FLAC monitors the condition during the protocol run and dynamically switches to suitable sub-protocols.

There are also other ACPs which can switch to operate a suitable sub-protocol when system behavior or requirements change. For example, ACOM [47] can shift between 2PC-PrA and 2PC-PrC according to node behavior. ADTP [58] can let service providers to choose between PrC and PrA. ML1-2PC [4, 5] can dynamically select either 1PC or 2PC based on transaction behavior and system requirements. Besides, a consensus protocol Domino [55] can adapt executions automatically between fast or slow paths with a timeout window. Compared to these works, FLAC focuses on a different setting: it optimizes ACP for operating environments where crash or network failures can occur and change over time. Such setting is common in cloud systems [17], and FLAC can achieve good performance without compromising generalizability.

8 CONCLUSIONS

We have presented FLAC, a practical, speculative, and failure-aware atomic commit protocol for distributed transactions. FLAC includes a novel state transition model RLSM to infer the operating conditions. Reinforcement learning is also applied to boost adaptivity and

performance in unstable environments. We have implemented a distributed transactional key-value storage with FLAC and evaluated its performance. The results show that FLAC achieves up to 2.22x improvement in throughput and up to 2.82x speedup in latency, compared to existing protocols 2PC, 3PC, Easy Commit, C-PAC. We have also evaluated the effectiveness of reinforcement learning on tuning FLAC's parameters. The result indicates that this tuning can improve the performance of FLAC in unstable environments.

REFERENCES

- [1] 2023. Source code of FLAC. <https://github.com/nusdbssystem/FLAC>. Online; accessed: 2023-02-19.
- [2] M. Abdallah, R. Guerraoui, and P. Pucheral. 1998. One-phase commit: does it make sense?. In *Proceedings 1998 International Conference on Parallel and Distributed Systems (Cat. No. 98TB100250)*. 182–192.
- [3] Yousef Al-houmaily and Panos Chrysanthis. 1996. The Implicit-Yes Vote Commit Protocol with Delegation of Commitment.
- [4] Yousef Al-houmaily and Panos Chrysanthis. 2004. ML-1-2PC: An Adaptive Multi-level Atomic Commit Protocol, Vol. 3255. 275–290.
- [5] Yousef J. Al-Houmaily and Panos K. Chrysanthis. 2004. 1-2PC: The One-Two Phase Atomic Commit Protocol. In *Proceedings of the 2004 ACM Symposium on Applied Computing (Nicosia, Cyprus)* (SAC '04). Association for Computing Machinery, New York, NY, USA, 684–691.
- [6] Yousef J Al-Houmaily, Panos K Chrysanthis, and Steven P Levitan. 1997. Enhancing the performance of presumed commit protocol. In *Proceedings of the 1997 ACM symposium on Applied computing*. 131–133.
- [7] G.K. Attaluri and K. Salem. 2002. The presumed-either two-phase commit protocol. *IEEE Transactions on Knowledge and Data Engineering* 14, 5 (2002), 1190–1196.
- [8] Miguel Castro and Barbara Liskov. 2002. Practical Byzantine fault tolerance and proactive recovery. *ACM Transactions on Computer Systems* 20, 4 (2002), 398–461.
- [9] CL Philip Chen and Chun-Yang Zhang. 2014. Data-intensive applications, challenges, techniques and technologies: A survey on Big Data. *Information sciences* 275 (2014), 314–347.
- [10] Xusheng Chen, Haoze Song, Jianyu Jiang, Chaoyi Ruan, Cheng Li, Sen Wang, Gong Zhang, Reynold Cheng, and Heming Cui. 2021. Achieving low tail-latency and high scalability for serializable transactions in edge computing. In *Proceedings of the Sixteenth European Conference on Computer Systems*. 210–227.
- [11] PK Chrysanthis, George Samaras, and YJ Al-Houmaily. 1998. Recovery and performance of atomic commit processing in distributed database systems. *Recovery Mechanisms in Database Systems* (1998), 370–416.
- [12] Brian F Cooper, Adam Silberstein, Erwin Tam, Raghu Ramakrishnan, and Russell Sears. 2010. Benchmarking cloud serving systems with YCSB. In *Proceedings of the 1st ACM symposium on Cloud computing*. 143–154.
- [13] James C Corbett, Jeffrey Dean, Michael Epstein, Andrew Fikes, Christopher Frost, Jeffrey John Furman, Sanjay Ghemawat, Andrey Gubarev, Christopher Heiser, Peter Hochschild, et al. 2013. Spanner: Google's globally distributed database. *ACM Transactions on Computer Systems* 31, 3 (2013), 1–22.
- [14] Transaction Processing Performance Council. 2010. TPC benchmark C (standard specification, revision 5.11), 2010. URL: <http://www.tpc.org/tpcc> (2010), 100.
- [15] Flavio Cristian. 1991. Understanding fault-tolerant distributed systems. *Commun. ACM* 34, 2 (1991), 56–78.
- [16] Biplob Debnath, Sudipta Sengupta, and Jin Li. 2010. FlashStore: High throughput persistent key-value store. *Proceedings of the VLDB Endowment* 3, 1-2 (2010), 1414–1425.
- [17] Giuseppe DeCandia, Deniz Hastorun, Madan Jampani, Gunavardhan Kakulapati, Avinash Lakshman, Alex Pilchin, Swaminathan Sivasubramanian, Peter Vosshall, and Werner Vogels. 2007. Dynamo: Amazon's highly available key-value store. *ACM SIGOPS operating systems review* 41, 6 (2007), 205–220.
- [18] Richard A DeMillo, Nancy A Lynch, and Michael J Merritt. 1982. Cryptographic protocols. In *Proceedings of the fourteenth annual ACM symposium on Theory of computing*. 383–400.
- [19] Michael J Fischer, Nancy A Lynch, and Michael S Paterson. 1985. Impossibility of distributed consensus with one faulty process. *Journal of the ACM (JACM)* 32, 2 (1985), 374–382.
- [20] Svend Frølund and Jari Koistinen. 1998. Quality-of-service specification in distributed object systems. *Distributed Systems Engineering* 5, 4 (1998), 179.
- [21] Jim Gray and Leslie Lamport. 2006. Consensus on transaction commit. *ACM Transactions on Database Systems (TODS)* 31, 1 (2006), 133–160.
- [22] Jim Gray and Andreas Reuter. 1992. *Transaction processing: concepts and techniques*. Elsevier.
- [23] Rachid Guerraoui. 2002. Non-blocking atomic commit in asynchronous distributed systems with failure detectors. *Distributed Computing* 15, 1 (2002), 17–25.
- [24] Rachid Guerraoui, Vassos Hadzilacos, Petr Kuznetsov, and Sam Toueg. 2012. The Weakest Failure Detectors To Solve Quittable Consensus And Nonblocking Atomic Commit. *SIAM J. Comput.* 41 (01 2012).
- [25] Rachid Guerraoui and Jingjing Wang. 2017. How Fast Can a Distributed Transaction Commit?. In *Proceedings of the 36th ACM SIGMOD-SIGACT-SIGAI Symposium on Principles of Database Systems (Chicago, Illinois, USA)* (PODS '17). Association for Computing Machinery, New York, NY, USA, 107–122.
- [26] Suyash Gupta and Mohammad Sadoghi. 2018. EasyCommit: A Non-blocking Two-phase Commit Protocol. In *EDBT*. 157–168.
- [27] Suyash Gupta and Mohammad Sadoghi. 2020. Efficient and non-blocking agreement protocols. *Distributed and Parallel Databases* 38, 2 (2020), 287–333.
- [28] Micael Hammer and David Shipman. 1980. Reliability mechanisms for SDD-1: A system for distributed databases. *ACM Transactions on Database Systems* 5, 4 (1980), 431–466.
- [29] Peng Huang, Chuanxiong Guo, Lidong Zhou, Jacob R Lorch, Yingnong Dang, Murali Chintalapati, and Randolph Yao. 2017. Gray failure: The achilles' heel of cloud-scale systems. In *Proceedings of the 16th Workshop on Hot Topics in Operating Systems*. 150–155.
- [30] Matthias Jasný, Lasse Thosttrup, Tobias Ziegler, and Carsten Binnig. 2022. P4DB - The Case for In-Network OLTP (Extended Technical Report). CoRR abs/2206.00623 (2022). <https://doi.org/10.48550/arXiv.2206.00623>
- [31] Nitesh Kumar, Laxman Sahoo, and Ashish Kumar. 2014. Design and implementation of Three Phase Commit Protocol (3PC) algorithm. In *2014 International Conference on Reliability Optimization and Information Technology*. 116–120.
- [32] Leslie Lamport. 2006. Fast paxos. *Distributed Computing* 19, 2 (2006), 79–103.
- [33] Butler Lampson and David Lomet. 1993. A new presumed commit optimization for two phase commit. In *19th International Conference on Very Large Data Bases (VLDB'93)*. 630–640.
- [34] Eliezer Levy, Henry F Korth, and Abraham Silberschatz. 1991. An optimistic commit protocol for distributed transaction management. *ACM SIGMOD Record* 20, 2 (1991), 88–97.
- [35] Guoliang Li, Xuanhe Zhou, Shifu Li, and Bo Gao. 2019. Qtune: A query-aware database tuning system with deep reinforcement learning. *Proceedings of the VLDB Endowment* 12, 12 (2019), 2118–2130.
- [36] Yi Lu, Xiangyao Yu, Lei Cao, and Samuel Madden. 2021. Epoch-based commit and replication in distributed OLTP databases. (2021).
- [37] Sujaya Maiyya, Danny Hyun Bum Cho, Divyakant Agrawal, and Amr El Abbadi. 2020. Fides: Managing data on untrusted infrastructure. In *2020 IEEE 40th International Conference on Distributed Computing Systems (ICDCS)*. IEEE, 344–354.
- [38] Sujaya Maiyya, Faisal Nawab, Divyakant Agrawal, and Amr El Abbadi. 2019. Unifying consensus and atomic commitment for effective cloud data management. *Proceedings of the VLDB Endowment* 12, 5 (2019), 611–623.
- [39] C Mohan, Bruce Lindsay, and Ron Obermarck. 1986. Transaction management in the R* distributed database management system. *ACM Transactions on Database Systems (TODS)* 11, 4 (1986), 378–396.
- [40] Nadia Noulai, Anne Doucet, and Habiba Drias. 2005. A two-phase commit protocol for mobile wireless environment. In *Proceedings of the 16th Australasian database conference-Volume 39*. 135–143.
- [41] Xue Ouyang, Peter Garraghan, Renyu Yang, Paul Townend, and Jie Xu. 2016. Reducing late-timing failure at scale: Straggler root-cause analysis in cloud datacenters. In *Fast Abstracts in the 46th Annual IEEE/IFIP International Conference on Dependable Systems and Networks*. DSN.
- [42] Hexiang Pan and Quang-Trung Ta et al. 2023. *FLAC: Practical Failure-Aware Atomic Commit Protocol for Distributed Transactions*. <https://arxiv.org/pdf/2302.04500.pdf>
- [43] Daniel Peng and Frank Dabek. 2010. Large-scale incremental processing using distributed transactions and notifications. (2010).
- [44] George Prekas, Marios Kogias, and Edouard Bagnion. 2017. Zygos: Achieving low tail latency for microsecond-scale networked tasks. In *Proceedings of the 26th Symposium on Operating Systems Principles*. 325–341.
- [45] Thamir M Qadah and Mohammad Sadoghi. 2021. Highly Available Queue-oriented Speculative Transaction Processing. *arXiv:2107.11378* (2021).
- [46] Pingcheng Ruan, Gang Chen, Tien Tuan Anh Dinh, Qian Lin, Beng Chin Ooi, and Meihui Zhang. 2019. Fine-grained, secure and efficient data provenance on blockchain systems. *Proceedings of the VLDB Endowment* 12, 9 (2019), 975–988.
- [47] Patricia Serrano-Alvarado, Romain Rouvoy, and Philippe Merle. 2005. Self-Adaptive Component-Based Transaction Commit Management. In *Proceedings of the 4th Workshop on Reflective and Adaptive Middleware Systems (Grenoble, France) (ARM '05)*. Association for Computing Machinery, New York, NY, USA.
- [48] Dale Skeen. 1981. Nonblocking Commit Protocols (SIGMOD '81). Association for Computing Machinery, New York, NY, USA, 133–142.
- [49] Dale Skeen. 1982. *A quorum-based commit protocol*. Technical Report. Cornell University.
- [50] James W Stamos and Flaviu Cristian. 1990. A low-cost atomic commit protocol. In *Proceedings Ninth Symposium on Reliable Distributed Systems*. IEEE, 66–75.
- [51] James W Stamos and Flaviu Cristian. 1993. Coordinator log transaction execution protocol. *Distributed and Parallel Databases* 1, 4 (1993), 383–408.

- [52] Michael Stonebraker. 1979. Concurrency control and consistency of multiple copies of data in distributed INGRES. *IEEE Transactions on software Engineering* 3 (1979), 188–194.
- [53] Lalith Suresh, Marco Canini, Stefan Schmid, and Anja Feldmann. 2015. C3: Cutting tail latency in cloud data stores via adaptive replica selection. In *12th USENIX Symposium on Networked Systems Design and Implementation*. 513–527.
- [54] Christopher JCH Watkins and Peter Dayan. 1992. Q-learning. *Machine learning* 8, 3-4 (1992), 279–292.
- [55] Xinan Yan, Linguan Yang, and Bernard Wong. 2020. Domino: using network measurements to reduce state machine replication latency in wans. In *Proceedings of the 16th International Conference on emerging Networking EXperiments and Technologies*. 351–363.
- [56] Zhenkun Yang, Chuanhui Yang, Fusheng Han, Mingqiang Zhuang, Bing Yang, Zhifeng Yang, Xiaojun Cheng, Yuzhong Zhao, Wenhui Shi, Huafeng Xi, Huang Yu, Bin Liu, Yi Pan, Boxue Yin, Junquan Chen, and Quanqing Xu. 2022. OceanBase: A 707 Million tpmC Distributed Relational Database System. *Proc. VLDB Endow.* 15, 12 (2022), 3385–3397. <https://www.vldb.org/pvldb/vol15/p3385-xu.pdf>
- [57] Hobin Yoon, Juncheng Yang, Sveinn Fannar Kristjansson, Steinn E Sigurdarson, Ymir Vigfusson, and Ada Gavrilovska. 2018. Mutant: Balancing storage cost and latency in lsm-tree data stores. In *Proceedings of the ACM Symposium on Cloud Computing*. 162–173.
- [58] Weihai Yu and Calton Pu. 2008. *A Dynamic Two-Phase Commit Protocol for Adaptive Composite Services*.
- [59] Xiangyao Yu, Yu Xia, Andrew Pavlo, Daniel Sánchez, Larry Rudolph, and Srinivas Devadas. 2018. Sundial: Harmonizing Concurrency Control and Caching in a Distributed OLTP Database Management System. *Proc. VLDB Endow.* 11, 10 (2018), 1289–1302. <https://doi.org/10.14778/3231751.3231763>
- [60] Irene Zhang, Naveen Kr Sharma, Adriana Szekeres, Arvind Krishnamurthy, and Dan RK Ports. 2018. Building consistent transactions with inconsistent replication. *ACM Transactions on Computer Systems* 35, 4 (2018), 1–37.

A PROOFS AND DISCUSSIONS

A.1 Termination and Recovery Protocols

In this section, we elaborate on the design details and corner cases of FLAC in protocol termination and crash recovery.

A.1.1 Crash Recovery. FLAC tolerates crash failures by adding transaction logs to non-volatile storages. In recovery, it provides a set of rules that help crashed nodes resolve half-executed transactions without violating safety properties. FLAC_{FF} takes a similar logging strategy as 2PC [40]. It logs the votes and decisions of participants as *ready – yes/no* or *commit/abort* before sending votes to others or making local decisions respectively. FLAC_{CF} adds *ready – yes/no* or *commit/abort* logs like FLAC_{FF} and adds *transit – commit/abort* before broadcasting the decision. We exclude the recovery process of FLAC_{NF} since it reuses EC.

When a coordinator node recovers from crash failure, it first finds all half-executed transactions that get recorded in *propose* logs. After locating all half-executed transactions, FLAC resolves these transactions and recovers them following three steps: First, if *transit – commit* is detected, the coordinator sends *Commit* to all C_T and then decides *Commit*. Second, if T is executed with FLAC_{CF} , the coordinator decides *Abort* directly. Third, if both conditions fail, the coordinator sends propose messages to C_T , continues the execution of Algorithm 1, and ensures safety by FLAC_{FF} 's safety (Proposition 1). Note that in recovery, to keep the coordinator's transaction state consistent with participants, each participant needs to preserve logged transaction states. If there exist *ready/decision* logs, the participant votes/decides according to them instead of calling *DeterminLocalVote* in Algorithm 2 line 11 or executing protocol logics in Algorithm 2 line 13–26.

For participant recovery, the participant first tries to read *ready* and *decision* logs for half-executed transactions. It directly aborts half-executed transactions with *ready – no* or *transit – abort* and attempts to get the final state for other half-executed transactions by communicating with other nodes. To recover a half-executed transaction T in FLAC_{FF} , the participant waits until (i) it obtains a decision for T from other nodes and decides accordingly, (ii) it detects an alive participant without *ready – yes* log for T and aborts the transaction, or (iii) it blocks until all participants are alive and reaches an agreement on the decision with them. FLAC_{CF} takes a similar process on participants to resolve a half-executed transaction T , except that it can directly abort T if no *commit* log is found on the coordinator.

A.1.2 Protocol Termination. In a FLAC execution, nodes may wait for the messages from other nodes to continue execution. They hold back the execution to accommodate all messages from non-crashed nodes before *timeout*. If, unfortunately, no message arrives due to crash failures, that execution will be blocked for the system to terminate. FLAC can terminate transaction executions executed by correct sub-protocols. If the selected sub-protocol does not match the actual operating condition, FLAC may block the transaction execution to wait for the recovery of some crashed nodes. Here we show our termination protocol by describing the actions for the coordinator and participants to take on *timeout*. As shown in Algorithms 1 2 and 4, the coordinator can only timeout for FLAC_{FF} (Algorithm 1 line 10), while the participants can timeout for both

FLAC_{FF} and FLAC_{CF} (Algorithm 2 line 26 and Algorithm 4 line 25). If a coordinator timeout, it blocks the execution of transaction T on the coordinator and waits until it (i) receives the decision for T and decides accordingly, (ii) finds the absence of *ready – yes* log on one participant and then decides *Abort*, or (iii) receives $\langle \text{Yes}, \text{Undecide} \rangle$ from all participants and then decides *Commit*. If a participant timeout in FLAC_{FF} , it first tries to get the decisions and votes from other nodes. If neither decisions nor *No* votes are found, the participant waits for all C_T to be alive and reaches an agreement among them on T 's decision with a new coordinator. For participant timeout in FLAC_{CF} , the transmission-before-decide technique implies that no decisions have been made for T on any node. Therefore, participants can safely abort the transaction and release occupied computation resources.

A.2 RLSM Failure Detection Correctness

We list detailed proofs and explanations for all failure detections in Algorithm 5.

A.2.1 Failure detection for FLAC_{FF} or FLAC_{CF} by missing results. A crash or a network failure can be detected by checking if the coordinator does not receive all participants' execution results, i.e., some results are missing, as formalized in Proposition 3.

PROPOSITION 3 (FAILURE DETECTION BY MISSING RESULTS). *In an execution of FLAC_{FF} or FLAC_{CF} for a transaction T , if the header C^* is alive and fails to collect the transaction result from a participant C_i , that is $|\mathcal{R}_T| < |C_T|$, then there exist a failure in C_i 's execution.*

PROOF. By contradiction, assume that there is no failure happened in the execution of C_i . Since there is no crash failure and the protocol is executed non-blockingly in *propose* phase, C_i will be able to vote and make a decision, and send back its result to the header node. Since there is no network failure, C_i 's result will reach the header node within the timeout window. This result contradicts with the hypothesis that C^* fails to collect the result of C_i . \square

Note that if the current sub-protocol is FLAC_{FF} , the failure type detected by Proposition 3 is agnostic before *timeout*. In this case, the RLSM manager will first input CF events to the RLSMs of non-responsive participants, who are likely to crash (line 3). Then, it will input NF events to the RLSMs of participants who reply late (line 4), since these late replies are likely caused by network failures. When the current sub-protocol is FLAC_{CF} , which tolerates crash failures, then failures detected by Proposition 3 can only be network failures. Like the previous case, the RLSM manager can just input NF events to the RLSMs of participants who reply late (line 9).

A.2.2 Failure detection for FLAC_{FF} by Undecide decision. Network failures between participants in an execution FLAC_{FF} can be detected by examining if the result $\langle \text{Yes}, \text{Undecide} \rangle$ is returned to the coordinator (lines 5–6), as formalized as in Proposition 4 below.

PROPOSITION 4 (FAILURE DETECTION FOR FLAC_{FF} BY Undecide DECISION). *In an execution of FLAC_{FF} for a transaction T , if all nodes can return their results ($|\mathcal{R}_T| = |C_T|$), and a node C_i returns $\langle \text{Yes}, \text{Undecide} \rangle$, then a network failure occurs during the execution.*

PROOF. Assume that there is no network failure in the transaction execution. Firstly, according to Algorithm 2, when C_i returns

$\langle \text{Yes}, \text{Undecide} \rangle$, it did not receive all the votes of other participants. Secondly, since $|\mathcal{R}_T| = |C_T|$, then no participant crashed in the propose phase. Since there is no network failure, votes from all other participants after being broadcasted will manage to reach C_i (Algorithm 2). This result contradicts with the earlier result that C_i did not receive all the votes of other participants. \square

Note that during the failure detection for FLAC_{FF} , the RLSM manager can pinpoint crash failures to specific participants. However, if a network failure occurs, it cannot identify exactly the involving participants, since the network failure can happen among a set of nodes. In this case, the RLSM manager will shift all the participants' states to the network-failure level (line 6).

A.2.3 Network failure detection for FLAC_{CF} by Abort decision. Network failures in an execution of FLAC_{CF} can be detected by checking if there exist aborted transactions that should be committed (lines 10–11). We formalize this detection in Proposition 5.

PROPOSITION 5 (NETWORK FAILURE DETECTION FOR FLAC_{CF}). *In an execution of FLAC_{CF} for a transaction, if the header node can collect the results from all participants ($|\mathcal{R}_T| = |C_T|$), and there exists a participant returns $\langle \text{Yes}, \text{Abort} \rangle$, while no participant votes No, then there exist network failures during the execution.*

PROOF. By contradiction, suppose that there is no network failure. Since the header can collect all the results ($|\mathcal{R}_T| = |C_T|$), no participant crashes in the *propose* phase. Since no participant votes No, all of them must vote Yes. Moreover, there is no network failure, thus all participants in C_T should receive Yes votes from others and then return $\langle \text{Yes}, \text{Undecide} \rangle$ (Algorithm 4). It contradicts with the hypothesis that there exists participant return $\langle \text{Yes}, \text{Abort} \rangle$. \square

A.3 RLSM Correctness

This section shows the correctness of RLSM in two aspects: soundness (Proposition 6) and completeness (Proposition 7), i.e. RLSM does not report incorrect failures, and it detects all transaction commit-blocking failures.

PROPOSITION 6 (SOUNDNESS OF RLSM). *In execution of FLAC for a transition, if the RLSM manager triggers a CF or an NF event, then there is indeed a crash or network failure occurs respectively during the transaction execution.*

PROOF. Algorithm 5 has listed all possible ways to detect failures (for example, CF in line 3). The following Proposition 3, 4, and 5 have proven the correctness of each detected failure, so that CF can only be triggered when crash failures happen, while NF is input to RLSM only when network failures occur. \square

PROPOSITION 7 (COMPLETENESS OF RLSM). *In an execution of FLAC for transaction T, if there is a crash or a network failure occurring that abort committable transactions, then the RLSM manager will always be able to detect it and trigger the event CF or NF, respectively.*

PROOF. We prove this by contra position. Firstly, for FLAC_{FF} , if it does not trigger any CF or NF event (Algorithm 5), then (i) \mathcal{R}_T must contain only the *Commit* or only the *Abort* decision, and (ii) the header node can collect all the participants' results ($|\mathcal{R}_T| = |C_T|$). It follows that no crash failure occurs. From (i), all participants have decided *Commit* or *Abort*. Then, according to Algorithm 2,

each node has received $|C_T|$ votes, indicating no network failure affecting the executions of committable transactions.

Secondly, for FLAC_{CF} , if it does not trigger any NF event (Algorithm 5), then \mathcal{R}_T must either contain all $\langle \text{Yes}, \text{Undecide} \rangle$ or contains some $\langle \text{No}, \text{Abort} \rangle$. In particular: When all nodes replied $\langle \text{Yes}, \text{Undecide} \rangle$, the coordinator will decide to commit the transaction (Algorithm 4, line 7), implying that the committable transactions are not affected. When some nodes replied $\langle \text{No}, \text{Abort} \rangle$, the transaction is not committable. Thus, the committable transactions in FLAC_{CF} are not affected by non-detected failures either. \square

Finally, we note that RLSM is only maintained in memory and need not survive failures, thus avoiding the heavy load of logging and recovery. The completeness property of RLSM ensures the correction of too-optimistic assumptions within two transaction retries. Thus, users can select an arbitrary robustness level for each RLSM without concern about protocol correctness. In default, we set their levels to the failure-free level to execute more transactions with lightweight sub-protocols. However, we note that in extreme cases, the coordinator could crash and recovers constantly. In this case, FLAC could stay at too optimistic assumptions and keep aborting incoming transactions, hurting overall performance. To deal with this problem, the user can configure the robustness level of each node to the network failure level on recovery, and let downgrade transitions correct it to an appropriate value.

A.4 FLAC Correctness

We conclude our FLAC design with a proof of correctness for the overall protocol formed by all components introduced before, including sub-protocols and RLSM.

PROPOSITION 8 (CORRECTNESS). *FLAC with RLSM ensures overall safety, liveness (Definition 1), and durability.*

PROOF. FLAC ensures overall safety by executing transactions with sub-protocols that have been proven to be safe (Proposition 1). It sticks to FLAC_{FF} , FLAC_{CF} , or FLAC_{NF} in each execution and thus avoids the problems caused by interleaving executions. For liveness, FLAC continuously detects unexpected failures that could cause transactions to be aborted or blocked (Proposition 6 and 7) and adjusts to more suitable sub-protocols for eventual liveness (Proposition 2 and Algorithm 5). Finally, by stabilizing the transaction logs to non-volatile storages and designing ways to recover from failures with these logs (Section A.1.1), FLAC ensures durability. \square

A.5 FLAC and Replicated Commit Protocols

In this section, we discuss FLAC's position regarding replicated ACPs and some design considerations. Classical database systems depend on highly available hardware, like high-end servers, to ensure system availability. However, these systems cannot guarantee both availability and data consistency following node or network failures. Existing database systems [13, 56] avoid this problem by introducing cross-region replicas synchronized by consensus protocols. The atomic commit protocols in these systems are either separated [13] or combined [38, 56, 60] from underlying consensus protocols. Both frameworks achieve high availability at the cost of increased transaction normal processing overhead due to

the use of extra nodes and the extra message round trips brought by replications. Compared to these replicated protocols, FLAC is not designed for systems that require extremely high availability. Instead, it strikes a balance between system availability and efficiency. For availability, it immediately adjusts the protocol to a higher robustness level upon unexpected failures, minimizing the block of protocol. For efficiency, FLAC only executes transactions with costly but highly available protocols when necessary. We compare a state-of-the-art replicated protocol and FLAC to show their difference in Section 6.

Despite different target scenarios, FLAC can also be used in replicated settings. Here we present a possible way for users to

customize FLAC into replicated settings. In FLAC executions, the leaders replicate transaction operations and final decisions across replicas asynchronously. Meanwhile, the execution of ACPs (from votes to decisions) is limited to leader nodes (like *ready* logs). For high availability, the user can replace FLAC_{NF} with replicated protocols and manually increase robustness downgrade transition parameters. Note that a practical and efficient combination of FLAC and replications is not relevant to the main contributions of this paper and needs further careful design. Thus, we do not elaborate on it and leave well-designed replicated FLAC for our future work.

B EXTRA EXPERIMENTS

B.1 Performance on Failure-Free Environment

B.1.1 Experiment with the YCSB-like micro-benchmark, under mixed settings of single-shard and cross-shard transactions. In the previous experiments, all protocols were evaluated with only cross-shard transactions, which is the default setting of the YCSB-like micro-benchmark (Section 6.1). However, it is well-known cross-shard transactions can affect the system throughput due to its blocking effect on single-shard transactions [11, 26, 38]. Therefore, we conduct this experiment to assess the protocols’ performance in a mixed setting where both single-shard and cross-shard transactions can occur, with the cross-shard transaction percentage ranges from 0% (all transactions are single-shard) to 100% (all are cross-shard).

As can be seen in Figure 15, when all transactions are single-shard, all protocols achieve the same high throughput and low latency since single-shard transactions are commit directly [26, 36]. When the percentage of cross-shard transactions increases, the throughput of all the protocols decreases due to the longer occupation of resources by such transactions. In this experiment, FLAC can still perform better than all other protocols in all settings when there are cross-shard transactions. Again, this result is due to the low latency of the sub-protocol FLAC_{FF} on the participant side: it requires only 1 message delay on the participant, while 2PC, 3PC, EC, C-PAC require at least 2 message delays (Table 2).

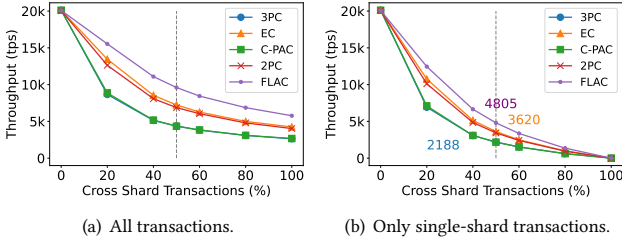


Figure 15: Performance under the YCSB-like micro-benchmark, with varying percentage of cross-shard transactions.

B.1.2 Message complexity side-effects. As mentioned in Section 4.5, the network bandwidth could become the bottleneck as the number of involved participants increases. Figure 10 shows that FLAC’s throughput gets close to others as 10 participants are involved in transactions. To further demonstrate the side effect of increased message complexity, we let transactions only access one record on each participant and added the number of participants to 15. It can be observed that FLAC and EC both perform better than others before 10 participants per transaction but act slightly worse than 2PC in throughput afterwise (0.97x and 0.90x for FLAC and EC, respectively). It presents the side-effect of higher message complexity of two protocols. This problem does not affect the use of FLAC under most OLTP workloads, since the number of partitions per transaction is less than five in practice [14, 26]. For a fair comparison, we compare FLAC with other protocols under two scenarios where the network bandwidth can become the bottleneck: when network delay is low and when transactions involve more participants. As presented in Figure 7 (when network delay is low) and 16 (when

each transaction involves many nodes), FLAC can still achieve good performance with low network delays or high involved participant numbers.

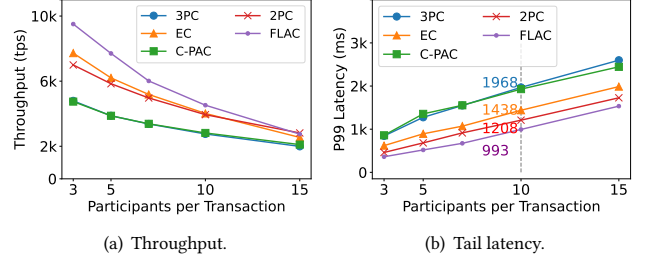


Figure 16: Performance under the YCSB-like micro-benchmark with varying numbers of participants.

B.1.3 Comparison with replicated protocol. Another experiment is to show a comparison between non-replicated commit protocols and a state-of-the-art replicated commit protocol G-PAC [38]. We reuse the replicated setting of G-PAC to replicate all three shards across three participant nodes. As observed in Figure 17, the replicated protocol achieves the highest availability at the cost of the lowest normal transaction processing efficiency. It is the only protocol that can still commit transactions regarding the crash failure of one node. However, it also has 65.3% lower throughput with 2.68x latency.

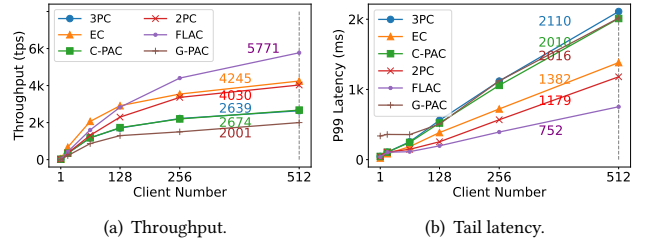


Figure 17: Performance under the YCSB-like micro-benchmark with varying numbers of clients.

B.2 Performance on Failure Environment

B.2.1 Experiment with the TPC-C benchmark and environments containing only crash failures or only network failures. Figure 18 presents the experimental results in different environments where crash failures or network failures happen on a participant periodically. Here, the notation CF-50ms (or NF-50ms) means that the environment will repeatedly exhibit a crash failure (or a network failure) for 50ms and then resume to normal for another 50ms ($\tau = 50ms$). In all failure settings ($\tau = 50ms, 100ms, 0.5s, 1s$), FLAC always achieves better performance than other protocols. Figures 18(a) and 18(b) show that with periodic crash failures, FLAC gains from 1.67x to 2.25x throughput speedup, while its latency drops from 25.2% to 93.3%, compared to the next two best protocols EC

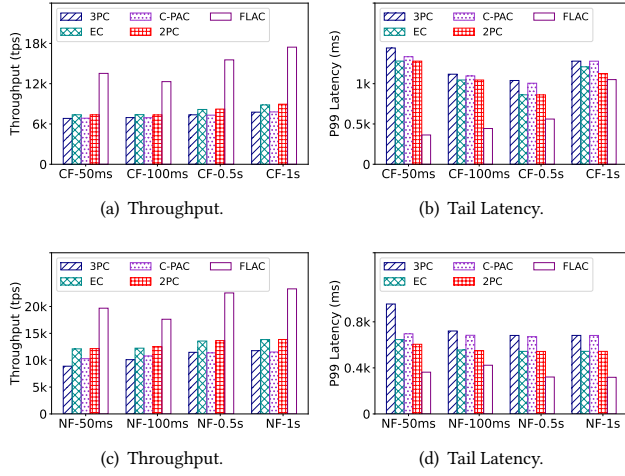


Figure 18: Protocol performance under TPC-C benchmark with environments having only crash (a, b) or only network failures (c, d).

and 2PC. Such improvement is derived from FLAC's capability to select and execute the most suitable sub-protocols between $FLAC_{FF}$ and $FLAC_{CF}$. When network failures happen (Figures 18(c) and 18(d)) FLAC can still achieve better throughput speedup (from 1.41x to 2.22x), and lower latency (from 38.0% to 77.1%) compared to EC and 2PC. This performance gain is due to FLAC's adaptivity to switch between its sub-protocols ($FLAC_{FF}$ and $FLAC_{NF}$).