

# Towards Model-Agnostic Federated Learning over Networks

S. Abdurakhmanova, Y. Sarcheshmehpour and A. Jung  
Aalto University, Finland

**Abstract**—We present a model-agnostic federated learning method for networks of heterogeneous data and models. The network structure reflects similarities between the (statistics of the) local datasets and, in turn, their associated local (“personal”) models. Our method is an instance of empirical risk minimization, with a regularization term derived from the network structure of the data. In particular, we require well-connected local models, which form clusters, to yield similar predictions on shared public, unlabelled dataset(s). The proposed method allows for a wide range of local models. The only restriction is that these local models must allow for efficient implementation of regularized empirical risk minimization (training). For many models, such implementations are readily available in high-level programming libraries, including `scikit-learn`, `Keras`, and `PyTorch`.

**Index Terms**—federated learning, personalization, heterogeneous, non-parametric, complex networks

## I. INTRODUCTION

Many application domains of machine learning (ML), such as numerical weather prediction, the Internet of Things, and healthcare generate decentralized data [1]. Decentralized data consists of local datasets that are related by an intrinsic network structure. Such a network structure might arise from relations between the generators of the local datasets or functional constraints of the computational infrastructure [2], [3]. We can represent this networked data using an undirected weighted federated learning (FL) network [4, Ch. 11].

A substantial body of work exists on ML and signal processing models and techniques for graph structured data [3]–[6]. Most existing work focus on parametric models for local datasets connected by an intrinsic network structure. The scalar graph signal-in-noise model is perhaps the most basic instance of such a parametric model [7], [8]. For this model, sampling theorems and generalization bounds have been derived using different smoothness or clustering assumptions [7], [9]–[11]. The extension from scalar signal-in-noise models to vector-valued graph signals and networked exponential families have been explored in [11], [12].

Federated learning (FL) broadly refers to the collaborative training of ML models using decentralized data. FL methods have been championed for high-dimensional parametric models, such as deep nets [13]–[15]. So far, FL research has primarily focused on distributed optimization methods that exchange various forms of model parameter updates, such as gradients [16]–[19]. However, there exists little work on FL for

non-parametric models, such as decision trees. The adaption of specific decision tree algorithms to FL setting is discussed in [14, Ch. 2].

The closest to our work is a recent study on using knowledge distillation to couple the training of local models [20]–[22]. Similar to this approach, we also use predictions of the local models on a predefined unlabelled set of data points to couple their training processes. However, unlike in [20]–[22], we exploit the network structure of decentralized data to construct a regularizer.

Our regularization approach is similar in spirit to [21] which studies a centralized FL architecture to train personalized parametric local models for multi-class classification. In contrast, our method is compatible with both non-parametric models and various choices for the loss function (regression or classification). Moreover, our method lends to distributed implementations as message passing over the data network.

Similar to our approach, [22] employs knowledge distillation combined with a clustering step on the central server. In contrast, we leverage a predefined similarity network to “pool” similar local datasets.

**Contribution.** To the best of our knowledge, we present the first fully model-agnostic FL method for networks of data and personalized models. Our method copes with arbitrary collections of local models for which efficient implementations are available. Such implementations are typically available in high-level programming frameworks such as the Python libraries `scikit-learn`, `Keras`, or `PyTorch` [23]–[25]. The proposed method couples the training of well-connected local models (forming a cluster) via enforcing them to deliver similar predictions for a pre-specified public dataset(s).

**Outline.** Section II formulates the problem of FL from decentralized data. Section III presents a model-agnostic FL method, which couples the training of local models through regularization. The regularization is implemented by enforcing a small variation of local models at well-connected nodes (clusters). In section IV, we apply our approach to a network of heterogeneous local datasets and models.

## II. PROBLEM FORMULATION

Section II-A introduces the FL network as a useful representation of collections of local datasets along with their similarities. Section II-B augments the FL network by assigning a separate local hypothesis space (or model) to each node. Section II-C introduces the generalized total variation (GTV)

as a quantitative measure for the variation of heterogeneous networks of ML models.

### A. The Empirical Graph

Consider some application domain generating networked data which is constituted by a decentralized collection of local datasets  $\mathcal{D}^{(i)}$ , for  $i = \{1, \dots, n\}$ . We use the concept of an FL network to represent such a collection of local datasets along with their network structure. The FL network of networked data is an undirected weighted graph  $\mathcal{G} = (\mathcal{V}, \mathcal{E})$  whose nodes  $\mathcal{V} := \{1, \dots, n\}$  carry the local datasets  $\mathcal{D}^{(i)}$ , for  $i \in \mathcal{V}$ . In particular, each node  $i \in \mathcal{V}$  of the FL network  $\mathcal{G}$  carries the local dataset

$$\mathcal{D}^{(i)} := \left\{ (\mathbf{x}^{(i,1)}, y^{(i,1)}), \dots, (\mathbf{x}^{(i,m_i)}, y^{(i,m_i)}) \right\}. \quad (1)$$

Here,  $\mathbf{x}^{(i,r)} \in \mathcal{X}$  and  $y^{(i,r)} \in \mathcal{Y}$  denote, respectively, the feature vector and the true label of the  $r$ -th data point in the local dataset  $\mathcal{D}^{(i)}$ . In principle, our method allows for an arbitrary feature space  $\mathcal{X}$  and label space  $\mathcal{Y}$ . However, unless stated otherwise, we consider the choices  $\mathcal{X} := \mathbb{R}^d$  and  $\mathcal{Y} := \mathbb{R}$ . We allow the size  $m_i$  of the local dataset to vary between the nodes  $i \in \mathcal{V}$ .

An undirected edge  $\{i, i'\} \in \mathcal{E}$  in the FL network indicates that the local datasets  $\mathcal{D}^{(i)}$  and  $\mathcal{D}^{(i')}$  have similar statistical properties. We quantify the level of similarity by a positive edge weight  $A_{i,i'} > 0$ .<sup>1</sup> The neighbourhood of a node  $i \in \mathcal{V}$  is  $\mathcal{N}^{(i)} := \{i' \in \mathcal{V} : \{i, i'\} \in \mathcal{E}\}$ .

Note that the undirected edges  $\{i, i'\}$  of an empirical graph encode a symmetric notion of similarity between local datasets. If the local dataset  $\mathcal{D}^{(i)}$  at node  $i$  is (statistically) similar to the local dataset  $\mathcal{D}^{(i')}$  at node  $i'$ , then also the local dataset  $\mathcal{D}^{(i')}$  is (statistically) similar to the local dataset  $\mathcal{D}^{(i)}$ .

The FL network of networked data is a design choice which is guided by computational aspects and statistical aspects of the resulting ML method. For example, using an FL network with a relatively small number of edges (“sparse graphs”) typically results in a smaller computational complexity. Indeed, the amount of computation required by the FL methods developed in Section III is proportional to the number of edges in the FL network.

On the other hand, the FL network should contain a sufficient number of edges between nodes that carry statistically similar local datasets (and corresponding learning tasks). Indeed, our FL method uses the edge density to adaptively pool local datasets into clusters of (approximately) homogeneous data. In contrast to graph clustering methods [26]–[28], our method steers this pooling based not solely on the edge connectivity but also on the geometry of local models at the nodes of the FL network.

A main requirement of our method is a suitable choice for the edge set of the empirical graph. Domain-specific

approaches to construct an empirical graph include spatio-temporal proximity of weather stations [29] or quantifying the overlap of local datasets.

The presence of an edge between two local datasets can also be tested by the effect of pooling them for the training of local models [30]. Graph signal processing methods can be used to learn the empirical graph from curated data for which trained local models are provided [3], [31], [32]. Being essentially a hyper-parameter of our FL method, we could also choose the FL network using validation techniques.

### B. Networked Models

Consider networked data with an FL network  $\mathcal{G}$  whose nodes  $i \in \mathcal{V}$  carry local datasets  $\mathcal{D}^{(i)}$ . For each node  $i \in \mathcal{V}$ , we wish to learn a useful hypothesis  $\hat{h}^{(i)}$  from a local hypothesis space  $\mathcal{H}^{(i)}$ . The learnt hypothesis should incur a small average loss over a local dataset  $\mathcal{D}^{(i)}$ ,

$$L_i(\hat{h}^{(i)}) := \frac{1}{m_i} \sum_{r=1}^{m_i} L(\mathbf{x}^{(i,r)}, y^{(i,r)}) \hat{h}^{(i)}. \quad (2)$$

A collection of local models  $\mathcal{H}^{(i)}$ , for each  $i \in \mathcal{V}$ , constitutes a networked model  $\mathcal{H}^{(\mathcal{G})}$  over the FL network  $\mathcal{G}$ ,

$$\mathcal{H}^{(\mathcal{G})} : i \mapsto \mathcal{H}^{(i)} \text{ for each node } i \in \mathcal{V}. \quad (3)$$

In other words, a networked model is constituted by networked hypothesis maps  $h \in \mathcal{H}^{(\mathcal{G})}$ . Each such networked hypothesis map assigns each node  $i \in \mathcal{V}$  a local hypothesis,

$$h : i \mapsto h^{(i)} \in \mathcal{H}^{(i)}. \quad (4)$$

It is important to note a networked model may combine different types of local models  $\mathcal{H}^{(i)}$ . For example,  $\mathcal{H}^{(i)}$  might be a linear model, while  $\mathcal{H}^{(i')}$  might be a decision tree for some other node  $i' \neq i$ . The only restriction we place on the choice of the local models is the availability of computational means (a `fit()` function) to train them by (approximately) solving instances of regularized empirical risk minimization (RERM).

### C. Generalized Total Variation

In principle, we could train each local model  $\mathcal{H}^{(i)}$  separately on the corresponding local dataset  $\mathcal{D}^{(i)}$  for each node  $i \in \mathcal{V}$ . However, the local datasets might be too small to train a local model which might be a (deep) artificial neural network (ANN) or a linear model with a large number of features. As a remedy, we could try to pool local datasets with similar statistics to obtain a sufficiently large dataset to successfully train the local models  $\mathcal{H}^{(i)}$ .

The main theme of this paper is to use the network structure of the FL network  $\mathcal{G}$  to adaptively pool local datasets with similar statistical properties. We implement this pooling by requiring local models at well-connected nodes (clusters) to behave similar on a pre-specified test set of data points. To make this informal idea more precise, we next introduce a quantitative measure for the variation (or discrepancy) of local models across the (weighted) edges  $e \in \mathcal{E}$  of the FL network  $\mathcal{G}$ .

<sup>1</sup>The notion of statistical similarity could be made precise using a probabilistic model that interprets the data points in each local dataset  $\mathcal{D}^{(i)}$  as independent and identically distributed (i.i.d.) draws from an underlying probability distribution  $p^{(i)}(\mathbf{x}, y)$ . The analysis of the statistical aspects of our method using a probabilistic model is beyond the scope of this paper.

Consider two nodes  $i, i' \in \mathcal{V}$  in the FL network that are connected by an edge  $\{i, i'\}$  with weight  $A_{i,i'}$ . We define the variation between  $h^{(i)}$  and  $h^{(i')}$  by their discrepancy (between their predictions)

$$\delta^{(i,i')}(h^{(i)}, h^{(i')}) := \frac{1}{m^{(pub)}} \sum_{\substack{r=1 \\ \mathbf{x}^{(r)} \in \mathcal{P}^{(i')}}}^{m^{(pub)}} L^{(\delta)}(\mathbf{x}^{(r)}, h^{(i)}(\mathbf{x}^{(r)}), h^{(i')}(\mathbf{x}^{(r)})) \quad (5)$$

on a (public) dataset shared by node  $i'$

$$\mathcal{P}^{(i')} = \{\mathbf{x}^{(1)}, \dots, \mathbf{x}^{(m^{(pub)})}\}. \quad (6)$$

where  $m^{(pub)} = |\mathcal{P}^{(i')}|$ , is a sample size of the public dataset. The dataset (6), which consists of  $m^{(pub)}$  feature vectors, must be shared with each neighbouring node  $i \in \mathcal{N}^{(i')}$  in the FL network.

We then define the GTV of a networked hypothesis  $h \in \mathcal{H}^{(\mathcal{G})}$  by summing the discrepancy (5) over all nodes  $\mathcal{V}$ ,

$$\text{GTV}\{h\} := \sum_{i \in \mathcal{V}} \sum_{i' \in \mathcal{N}^{(i)}} A_{i,i'} \delta^{(i,i')}(h^{(i)}, h^{(i')}). \quad (7)$$

Note that  $\text{GTV}\{h\}$  is parametrized by the choice of the loss function

$$L^{(\delta)}(\cdot, \cdot, \cdot) : \mathbb{R}^d \times \mathbb{R} \times \mathbb{R} \rightarrow \mathbb{R},$$

used to compute the discrepancy  $\delta^{(i,i')}(h^{(i)}, h^{(i')})$  with (5). This loss function depends on  $h^{(i)}, h^{(i')}$  only via their predictions  $h^{(i)}(\mathbf{x}^{(r)}), h^{(i')}(\mathbf{x}^{(r)})$ . The loss function  $L^{(\delta)}$  in (5) might be very different from local loss function (2) used to measure the prediction error of a local hypothesis  $h^{(i)}$ . However, it might be useful to use similar loss functions in (5) and (2) (see Section III-A).

Using GTV (7) as a regularizer is beneficial if the edges in the FL network align with similarities in the statistical properties of local datasets. This informal requirement can be made precise using various forms of clustering assumptions [4], [33].

### III. A MODEL AGNOSTIC FL METHOD

Consider networked data modelled by an FL network. It is natural to learn a local hypothesis  $h^{(i)}$  for each node  $i \in \mathcal{V}$  by balancing the local loss function with the GTV term in Eq. (7). The precise formulation of this balancing is given by the GTV minimization (GTVMin) optimization problem:

$$\min_{h \in \mathcal{H}^{(\mathcal{G})}} \underbrace{\sum_{i \in \mathcal{V}} \left[ L_i(h^{(i)}) + \alpha \sum_{i' \in \mathcal{N}^{(i)}} A_{i,i'} \delta^{(i,i')}(h^{(i)}, h^{(i')}) \right]}_{:= f(h^{(1)}, \dots, h^{(n)})}. \quad (8)$$

Note that GTVMin (8) is an instance of the RERM principle. Specifically, the (aggregate) local loss function can be interpreted as the training error of the networked  $h \in \mathcal{H}^{(\mathcal{G})}$ , while the GTV term serves as a regularizer.

We use block-coordinate minimization (BCM) [34], [35] to solve GTVMin (8). BCM decomposes the global objective

into smaller, node-wise subproblems. Each local model  $h^{(i)}$  is updated iteratively while keeping others fixed, leveraging the structure of the graph-based regularization term. This allows for efficient, decentralized updates, where each node optimizes its loss function while ensuring similarity with neighboring models.

Specifically, given some local hypothesis maps  $\hat{h}_k^{(i)}$ , we compute the updated (and hopefully improved) local hypothesis maps  $\hat{h}_{k+1}^{(i)}$  for all nodes  $i \in \mathcal{V}$  by minimizing  $f(h)$  along  $h^{(i)}$  while keeping the other local hypothesis maps fixed:

$$\begin{aligned} \hat{h}_{k+1}^{(i)} &\in \underset{h^{(i)} \in \mathcal{H}^{(i)}}{\operatorname{argmin}} f\left(\hat{h}_k^{(1)}, \dots, \hat{h}_k^{(i-1)}, h^{(i)}, \hat{h}_k^{(i+1)}, \dots\right) \\ &\stackrel{(8)}{=} \underset{h^{(i)} \in \mathcal{H}^{(i)}}{\operatorname{argmin}} L_i(h^{(i)}) + \alpha \sum_{i' \in \mathcal{N}^{(i)}} A_{i,i'} \delta^{(i,i')}(h^{(i)}, \hat{h}_k^{(i')}). \end{aligned} \quad (9)$$

We obtain Algorithm 1 by iterating (9) simultaneously at all nodes  $i \in \mathcal{V}$  until a stopping criterion is met. Examples of a stopping criterion include reaching a pre-specified number of iterations or monitoring the decrease in local loss function.

---

#### Algorithm 1 FedRelax

---

**Input:** empirical graph  $\mathcal{G}$  with edge weights  $A_{i,i'}$ , local loss functions  $L_i(\cdot)$  for  $i \in \mathcal{V}$ , public shared dataset  $\mathcal{P} = \{\mathbf{x}^{(1)}, \dots, \mathbf{x}^{(m^{(pub)})}\}$ , GTV parameter  $\alpha$ , discrepancy measure  $\delta(\cdot, \cdot)$

**Initialize:**  $k \leftarrow 0$ ,  $\hat{h}_0^{(i)}$  for all nodes  $i \in \mathcal{V}$

- 1: **while** stopping criterion is not satisfied **do**
- 2:   **for** all nodes  $i \in \mathcal{V}$  in parallel **do**
- 3:     share the predictions  $\{\hat{h}_k^{(i)}(\mathbf{x})\}_{\mathbf{x} \in \mathcal{P}^{(i)}}$  with neighbours  $i' \in \mathcal{N}^{(i)}$
- 4:     update the local hypothesis  $\hat{h}_k^{(i)}$  by

$$\hat{h}_{k+1}^{(i)} \in \underset{h^{(i)} \in \mathcal{H}^{(i)}}{\operatorname{argmin}} L_i(h^{(i)}) + \alpha \sum_{i' \in \mathcal{N}^{(i)}} A_{i,i'} \delta^{(i,i')}(h^{(i)}, \hat{h}_k^{(i')}). \quad (10)$$

- 5:   **end for**
- 6:    $k \leftarrow k+1$
- 7: **end while**

**Output:**  $\hat{h}_k^{(i)}$  for all nodes  $i \in \mathcal{V}$

---

The main computational work of Algorithm 1 is done in step (4). This step is an instance of RERM for the local model  $\mathcal{H}^{(i)}$  at each node  $i \in \mathcal{V}$ . The regularization term in this RERM instance is the weighted sum of the discrepancies (5) between the predictions of the local hypothesis map  $h^{(i)}$  and the predictions of the current local hypothesis maps  $h^{(i')}$  at neighbouring nodes  $i' \in \mathcal{N}^{(i)}$ .

#### A. Model Agnostic Federated Least-Squares Regression

Note that Algorithm 1 is parametrized by the choices for the loss function used to measure the training error (2) and the loss function used to measure the discrepancy (5) between the local models across the edge  $\{i, i'\} \in \mathcal{E}$ .

A popular choice for the loss function when predicting numeric labels is the squared error loss

$$L((\mathbf{x}, y), h) := (y - \underbrace{h(\mathbf{x})}_{=\hat{y}})^2. \quad (11)$$

Note that the update (10) is nothing but RERM for learning a local hypothesis  $h^{(i)} \in \mathcal{H}^{(i)}$  from the local dataset  $\mathcal{D}^{(i)}$ . When using the squared error loss in (5), the regularization term in (10) is the average squared error loss incurred on the (“pseudo-”) labeled test set (see (6))

$$\bigcup_{\substack{i' \in \mathcal{N}^{(i)} \\ \mathbf{x}^{(r)} \in \mathcal{P}^{(i')}}} \left\{ \left( \mathbf{x}^{(1)}, \hat{h}_k^{(i')}(\mathbf{x}^{(1)}) \right), \dots, \left( \mathbf{x}^{(m^{(pub)})}, \hat{h}_k^{(i')}(\mathbf{x}^{(m^{(pub)})}) \right) \right\}. \quad (12)$$

### B. Parametric Model Agnostic Federated Learning

We now apply Algorithm 1 to train a parametric networked model  $\mathcal{H}^{(\mathcal{G})}$  with each local model  $\mathcal{H}^{(i)}$  parametrized by a local model parameters  $\mathbf{w}^{(i)} \in \mathbb{R}^d$ . The common dimension  $d$  of all local models is identical to the length of the feature vectors in the shared public datasets  $\mathcal{P}^{(i)}$  (6). For every node  $i \in \mathcal{V}$ , any hypothesis map  $h^{(i)} = h^{(\mathbf{w}^{(i)})}$  in  $\mathcal{H}^{(i)}$  is determined by a specific choice of local model parameters  $\mathbf{w}^{(i)}$ .

The usefulness of a specific choice for  $\mathbf{w}^{(i)}$  is measured by the local loss function  $L_i(\mathbf{w}^{(i)}) = L_i(h^{(\mathbf{w}^{(i)})})$ . We measure the discrepancy (5) between local hypothesis maps  $h^{(\mathbf{w}^{(i)})}$ ,  $h^{(\mathbf{w}^{(i')})}$  across  $\{i, i'\} \in \mathcal{E}$  using the squared error loss,

$$L^{(\delta)}(\mathbf{x}, h^{(i)}(\mathbf{x}), h^{(i')}(\mathbf{x})) := (\mathbf{x}^T(\mathbf{w}^{(i)} - \mathbf{w}^{(i')}))^2. \quad (13)$$

Inserting (13) into (5) yields

$$\begin{aligned} \delta^{(i, i')}(\mathbf{w}^{(i)}, \mathbf{w}^{(i')}) &= \delta^{(i, i')}(h^{(\mathbf{w}^{(i)})}, h^{(\mathbf{w}^{(i')})}) \\ &= \frac{1}{m^{(pub)}} \sum_{\substack{r=1 \\ \mathbf{x}^{(r)} \in \mathcal{P}^{(i')}}}^{m^{(pub)}} \left( (\mathbf{w}^{(i)})^T \mathbf{x}^{(r)} - (\mathbf{w}^{(i')})^T \mathbf{x}^{(r)} \right)^2. \end{aligned} \quad (14)$$

Here, we used the feature matrix  $\mathbf{X}' = (\mathbf{x}^{(1)}, \dots, \mathbf{x}^{(m^{(pub)})}) \in \mathbb{R}^{d \times m^{(pub)}}$  whose columns are the feature vectors in the public dataset  $\mathcal{P}^{(i')}$  (6). It is important to note that (14) depends on the local model parameters only by their predictions  $(\mathbf{w}^{(i)})^T \mathbf{x}^{(r)}$ ,  $(\mathbf{w}^{(i')})^T \mathbf{x}^{(r)}$  for the data points in the public dataset (6).

We obtain Algorithm 2 from Algorithm 1 by inserting (14) into (10). We also obtain the corresponding special case of GTVMin, that is solved by Algorithm 2, by inserting (14) into (8),

$$\begin{aligned} &\min_{\{\mathbf{w}^{(i)} \in \mathbb{R}^d\}_{i \in \mathcal{V}}} \sum_{i \in \mathcal{V}} \left[ L_i(\mathbf{w}^{(i)}) \right. \\ &\quad \left. + \frac{\alpha}{m^{(pub)}} \sum_{i' \in \mathcal{N}^{(i)}} A_{i, i'} \sum_{\substack{r=1 \\ \mathbf{x}^{(r)} \in \mathcal{P}^{(i')}}}^{m^{(pub)}} \left( (\mathbf{w}^{(i)})^T \mathbf{x}^{(r)} - (\mathbf{w}^{(i')})^T \mathbf{x}^{(r)} \right)^2 \right]. \end{aligned} \quad (15)$$

---

### Algorithm 2 FedRelax for Parametric Models

---

**Input:** FL network  $\mathcal{G}$  with edge weights  $A_{i, i'}$ , local loss functions  $L_i(\cdot)$ , public dataset  $\mathcal{P} = \{\mathbf{x}^{(1)}, \dots, \mathbf{x}^{(m^{(pub)})}\}$ , GTV parameter  $\alpha$

**Initialize:**  $k := 0$ ,  $\hat{\mathbf{w}}_0^{(i)}$  for all nodes  $i \in \mathcal{V}$

- 1: **while** stopping criterion is not satisfied **do**
- 2:   **for** all nodes  $i \in \mathcal{V}$  in parallel **do**
- 3:     share the predictions  $\left\{ (\hat{\mathbf{w}}_k^{(i')})^T \mathbf{x} \right\}_{\mathbf{x} \in \mathcal{P}^{(i)}}$  with the neighbours  $i' \in \mathcal{N}^{(i)}$
- 4:     update the local model parameters  $\hat{\mathbf{w}}_k^{(i)}$  by

$$\hat{\mathbf{w}}_{k+1}^{(i)} \in \operatorname{argmin}_{\mathbf{w}^{(i)} \in \mathbb{R}^d} L_i(\mathbf{w}^{(i)}) \quad (16)$$

$$+ \frac{\alpha}{m^{(pub)}} \sum_{i' \in \mathcal{N}^{(i)}} A_{i, i'} \sum_{\substack{r=1 \\ \mathbf{x}^{(r)} \in \mathcal{P}^{(i')}}}^{m^{(pub)}} \left( (\mathbf{w}^{(i)})^T \mathbf{x}^{(r)} - (\hat{\mathbf{w}}_k^{(i')})^T \mathbf{x}^{(r)} \right)^2.$$

- 5:   **end for**
- 6:    $k \leftarrow k + 1$
- 7: **end while**

**Output:**  $\hat{h}_k^{(i)}$  for all nodes  $i \in \mathcal{V}$

---

## IV. NUMERICAL EXPERIMENTS

We now present illustrative numerical experiments to study the computational and statistical aspects of Algorithms 1 and 2. The code for these experiments is available at GitHub. Section IV-A presents an experiment that applies Algorithm 2 to a clustered dataset using parametric linear models implemented in PyTorch. Additionally, Algorithm 1 is applied to the same dataset but with non-parametric decision tree regressors as local models. We also evaluate our approach on heterogeneous, non-i.i.d. datasets in Section IV-B.

### A. Synthetic Dataset - Clustered setting

Experiments were performed on a synthetic dataset, whose empirical graph  $\mathcal{G}$ , consisting of 150 nodes, is partitioned into three equal-sized clusters (unless specified otherwise), denoted as  $\mathcal{C} = \{\mathcal{C}^{(1)}, \mathcal{C}^{(2)}, \mathcal{C}^{(3)}\}$ , where  $|\mathcal{C}^{(1)}| = |\mathcal{C}^{(2)}| = |\mathcal{C}^{(3)}| = 50$ . We denote the cluster assignment of node  $i \in \mathcal{V}$  by  $c^{(i)} \in \{1, 2, 3\}$ . The edges in  $\mathcal{G}$  are generated as realizations of independent binary random variables  $b_{i, i'} \in \{0, 1\}$ . These random variables are indexed by pairs  $(i, i')$  of nodes, where an edge  $\{i, i'\} \in \mathcal{E}$  exists if and only if  $b_{i, i'} = 1$ .

Two nodes in the same cluster are connected with probability  $\operatorname{Prob}\{b_{i, i'} = 1\} := p_{in} = 0.8$  if nodes  $i$  and  $i'$  belong to the same cluster. In contrast, they are connected with probability  $\operatorname{Prob}\{b_{i, i'} = 1\} := p_{out} = 0.2$  if they belong to different clusters. Every edge in  $\mathcal{G}$  has the same weight, given by  $A_{i, i'} = 1$  for all  $\{i, i'\} \in \mathcal{E}$ .

Each node  $i \in \mathcal{V}$  of the empirical graph  $\mathcal{G}$  holds a local dataset  $\mathcal{D}^{(i)}$  of the form  $\mathcal{D}^{(i)} := \{(\mathbf{x}^{(i, 1)}, y^{(i, 1)}), \dots, (\mathbf{x}^{(i, m_i)}, y^{(i, m_i)})\}$ . Thus, the dataset  $\mathcal{D}^{(i)}$  consists of  $m_i$  data points, each characterized by a feature vector  $\mathbf{x}^{(i, r)} \in \mathbb{R}^d$  and scalar label  $y^{(i, r)}$ , for  $r = 1, \dots, m_i$ .

The feature vectors  $\mathbf{x}^{(i,r)} \sim \mathcal{N}(\mathbf{0}, \mathbf{I}_d)$  are drawn i.i.d. from a standard multivariate normal distribution. The labels of the data points are generated by a noisy linear model

$$y^{(i,r)} = (\bar{\mathbf{w}}^{(c^{(i)})})^T \mathbf{x}^{(i,r)} + \varepsilon^{(i,r)} \quad (17)$$

The noise values  $\varepsilon^{(i,r)} \sim \mathcal{N}(0, \sigma^2)$  are i.i.d. realizations of a normal distribution for  $i \in \mathcal{V}$  and  $r = 1, \dots, m_i$ . The true underlying vectors  $\bar{\mathbf{w}}^{(c^{(i)})} \sim \mathcal{N}(\mathbf{0}, \mathbf{I}_d)$  are drawn from a standard normal distribution and are the same for nodes within the same cluster, i.e., if  $c^{(i)} = c^{(i')}$ , then  $\bar{\mathbf{w}}^{(c^{(i)})} = \bar{\mathbf{w}}^{(c^{(i')})}$ . In addition to the local training dataset of size  $m_i$ , we generate validation subset of size  $m_i^{(val)} = 100$  data points from the same distribution.

In principle, the shared, unlabeled public dataset  $\mathcal{P}^{(i)}$  can be chosen arbitrarily; i.e. it can be the same for all nodes, different across nodes, or sampled from different probability distributions. If privacy constraints allow, the shared public dataset may be a subset of the local datasets. In the experiments below, the public datasets  $\mathcal{P}^{(i)}$  consist of data points with feature vectors  $\mathbf{x}^{(i,r)} \sim \mathcal{N}(\mathbf{0}, \mathbf{I}_d)$  drawn i.i.d. from the standard multivariate normal distribution, separately for each node. The sample size is  $m^{(\mathcal{P})} = 100$ .

1) *Pytorch linear model*: To learn the local parameters  $\mathbf{w}^{(i)}$ , we use Algorithm 2, with the loss described in Eq.(16), implemented using the PyTorch Python library. Each local model consists of one linear layer, uses MSE as the local loss  $L_i(\mathbf{w}^{(i)})$  and employs the RMSprop optimizer with a learning rate of 0.01.

As input to the algorithm, we generate a synthetic dataset as described above. We use varying dimensionality  $d \in \{2, 10, 20, 50, 100\}$  for the feature vector to test whether our algorithm improves performance for a high  $\frac{d}{m}$  ratio (i.e., a small local dataset size combined with a large number of features). As the stopping criterion in Algorithm 2, we use a fixed number of  $K = 500$  iterations.

In Figure 1, we plot the MSE values averaged across all nodes and five runs of the experiment. In each run, new local datasets  $\mathcal{D}^{(i)}$ , shared public datasets  $\mathcal{P}^{(i)}$ , and edges between the nodes are generated.

We measure the performance of the learned local parametric model by computing the squared difference between the learnt model's parameter vector  $\hat{\mathbf{w}}^{(i)}$  and the true cluster weight vector  $\bar{\mathbf{w}}^{(c^{(i)})}$ :

$$\text{MSE}(\hat{\mathbf{w}}) := \frac{1}{d} \left\| \hat{\mathbf{w}}^{(i)} - \bar{\mathbf{w}}^{(c^{(i)})} \right\|_2^2. \quad (18)$$

Figure 1a shows  $\text{MSE}(\hat{\mathbf{w}})$  as defined in (18) averaged across all nodes and five repetitions of the experiment with different values of the regularization parameter:  $\alpha = 0, 0.01, 0.05$ . With the regularization parameter set to zero ( $\alpha = 0$ ), the problem reduces to training the model only locally. The local sample size is fixed at  $m_i = 10$  and we vary dimensionality  $d$  of the feature vector to achieve different  $\frac{d}{m}$  ratios. When generating the local datasets, the noise level is set to zero ( $\sigma^2 = 0$ ). From Figure 1b, we can see that in the noiseless case, FedRelax is most beneficial for the local datasets with  $\frac{d}{m} \geq 1$ .

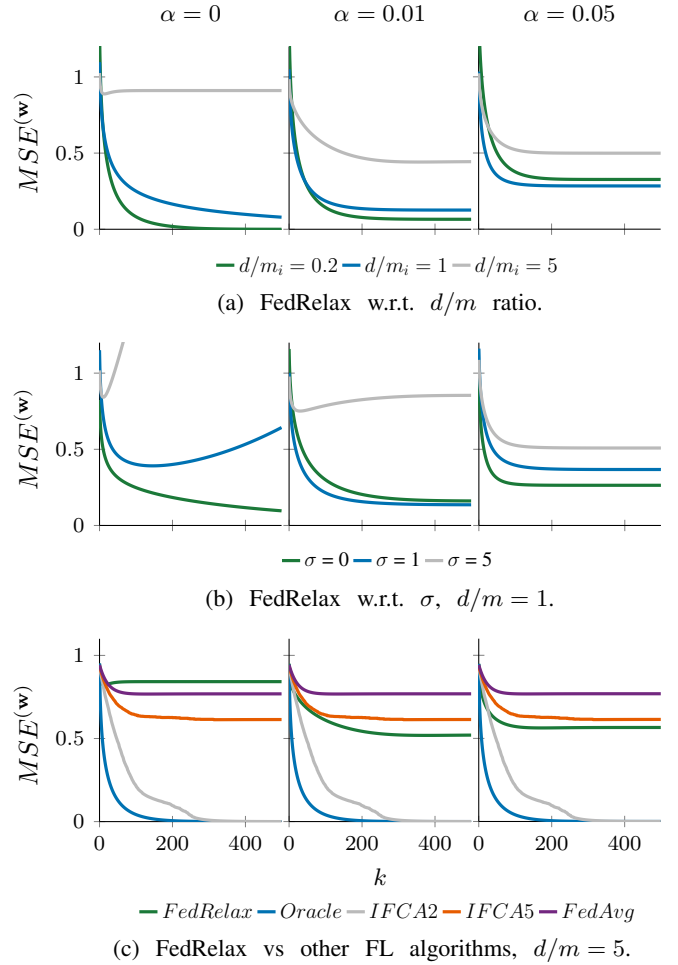


Fig. 1: FedRelax  $\text{MSE}(\hat{\mathbf{w}})$  on a clustered dataset with linear regressors as models. The code to generate the figure is available at Github.

The denoising effect of Algorithm 2 can be seen in Figure 1b: although FedRelax only slightly accelerates the convergence to the correct cluster weight vector  $\bar{\mathbf{w}}^{(c^{(i)})}$  for  $\frac{d}{m} = 1$  in the noiseless scenario, it prevents divergence of gradient descent in the high-noise settings ( $\sigma = 5$ ).

We then benchmark FedRelax against the Oracle model, FedAvg, and IFCA algorithms. We generated noiseless ( $\sigma = 0$ ) synthetic clustered datasets forming 5 clusters with 30 nodes per cluster ( $|\mathcal{V}| = 150$ ). As before, the sample size  $m_i$  of local datasets is set to  $m_i = 10$ , and the dimensionality of the feature vectors is set to  $d = 50$  ( $\frac{d}{m} = 5$ ). The initialization of weight vectors and the learning rate for FedAvg and IFCA follow the same procedure as PyTorch linear regressors, where  $\mathbf{w}^{(i)} \sim \mathcal{U}(-\sqrt{1/d}, \sqrt{1/d})$  and the learning rate is set to 0.01.

Figure 1c shows that although FedRelax does not reach the level of Oracle performance (i.e., models trained on all 50 local datasets belonging to the same cluster), it significantly reduces MSE compared to training the models locally ( $\alpha = 0$ ).

IFCA is a two-step algorithm (a clustering step and a gradient aggregation step) that is well suited for clustered datasets. It requires the number of clusters to be specified as input. We can see in Figure 1c (IFCA correct) that when provided the correct number of clusters ( $|\mathcal{C}| = 5$ ), the algorithm performs on par with Oracle model. However, when this information is unavailable and an incorrect number of clusters is provided ( $|\mathcal{C}| = 2$ ), IFCA performance drops significantly (IFCA incorrect). FedRelax outperforms IFCA in that case, but does not achieve the level shown by Oracle model or IFCA with correct number of clusters.

FedAvg is a centralized FL method where gradients computed locally on the nodes are sent to a central server. The server then averages these gradients and sends them back to the nodes, where they are used to update the local parameter vectors via a gradient descent step. FedAvg performs worse than FedRelax, IFCA, and the Oracle model. Nevertheless, even FedAvg achieves a lower MSE on estimated weight vectors than training the model locally (Figure 1c,  $\alpha = 0$ ). In other words, in high  $\frac{d}{m}$  scenarios, any regularization, even suboptimal, is better than none.

2) *Scikit-learn decision tree regressor*: To test Algorithm 1 in a non-parametric model scenario, we apply it to the same clustered dataset as previously (3 clusters, 50 datasets per cluster,  $m_i = 10$ ) with training implemented using the `DecisionTreeRegressor().fit()` function from the scikit-learn Python library. This function allows the specifying of individual weights for each data point in the training set.

We apply the update in Eq.(10) for a candidate  $i$  by training a decision tree (with a maximum depth of 5) on the augmented dataset

$$\mathcal{D}^{(i, aug)} = \bigcup_{i' \in \mathcal{N}^{(i)}} \left\{ \left( \mathbf{x}, \hat{h}^{(i')}(\mathbf{x}) \right) \right\}_{\mathbf{x} \in \mathcal{P}^{(i')}} \cup \mathcal{D}^{(i)}. \quad (19)$$

This is possible because both, local loss  $L_i(\cdot)$  and the variation between two hypotheses  $\delta^{(i, i')}(\hat{h}^{(i)}, \hat{h}^{(i')})$ , are defined as squared error loss (11). This process is equivalent to training  $\mathcal{H}$  on the local dataset  $\mathcal{D}^{(i)}$ , augmented with data points  $(\mathbf{x}, \hat{h}^{(i')}(\mathbf{x}))$ , where  $\mathbf{x} \in \mathcal{P}^{(i')}$  for all  $i' \in \mathcal{N}^{(i)}$ . The data points in the augmented dataset are weighted by  $\alpha$ .

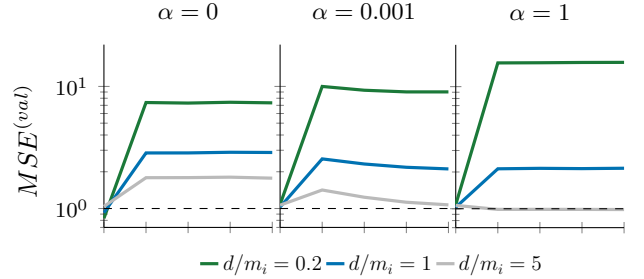
The decision tree implementation in scikit-learn does not support incremental learning. At each iteration, the model is re-fitted to the incoming data, losing all previous knowledge. To address this, we introduce a simple trick similar to self-distillation. Before each training step on the augmented dataset, we select an arbitrary unlabelled dataset - sampled from a Gaussian distribution,  $\mathbf{z} \sim \mathcal{N}(\mathbf{0}, I_d)$  - and obtain predictions from the current (trained) local model,  $\hat{h}^{(i, k)}$ , at iteration  $k$ . The updated model,  $\hat{h}^{(i, k+1)}$ , is obtained by fitting the current model,  $\hat{h}^{(i, k)}$ , on the combined dataset:

$$\left\{ \left( \mathbf{z}^{(r)}, \hat{h}^{(i, k)}(\mathbf{z}^{(r)}) \right) \right\}_{r=1}^{100} \cup \mathcal{D}^{(i, aug)}. \quad (20)$$

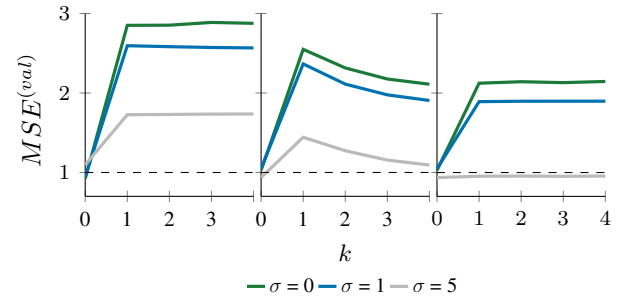
Alternatively, one can use a decision tree algorithm that supports online incremental learning.

As a stopping criterion in Algorithm 1, we use a fixed number of  $K = 5$  iterations. The MSE on the local validation set,  $MSE^{(val)}$ , is averaged across all nodes over five experiment runs.

We apply Algorithm 1 to clustered datasets obtained with  $d \in \{2, 10, 50\}$  and noise level  $\sigma = 0$  and present the results in Figure 2a. The curves present the  $MSE^{(val)}$  of the local models normalized by  $MSE^{(val)}$  incurred by the corresponding Oracle model on the local validation sets. The Oracle model is trained on all local datasets belonging to the same cluster. We can see that, with the FedRelax approach, the MSE incurred on the local validation set decreases for the cases where  $\frac{d}{m} \geq 1$ .



(a)  $MSE^{(val)}$  normalized by Oracle w.r.t.  $\frac{d}{m}$  ratio.



(b)  $MSE^{(val)}$  normalized by Oracle w.r.t.  $\sigma$ ,  $d/m = 1$ .

Fig. 2:  $MSE^{(val)}$ , normalized by Oracle, incurred by FedRelax on a clustered dataset and decision tree regressors as models. The y-axis in subplot (a) is on a logarithmic scale. The code to generate the figure is available at Github.

Introducing noise into the dataset further highlights the denoising effect of FedRelax, particularly for local datasets with high noise levels (Figure 2b).

### B. Synthetic Dataset - non-i.i.d. distribution

In the clustered dataset described above, local datasets can be divided into disjoint clusters, with datasets belonging to the same cluster sampled from the same probability distribution. In the following experiments, we create heterogeneous (non-i.i.d.) datasets by sampling each node's data from a mixture of  $K$  Gaussian distributions, with node-specific mixing vector  $\rho^{(i)}$ . The local datasets are created using Algorithm 3.

The algorithm generates non-i.i.d. datasets by assigning each node a unique mixture of  $K$  Gaussian distributions. The



**Algorithm 3** Non-i.i.d. data generation

**Input:** number of nodes  $n$  for which local datasets  $\mathcal{D}^{(i)}$  are generated, sample size  $m_i$  of local dataset  $\mathcal{D}^{(i)}$ , noise level  $\sigma^2$ , number of distributions  $K$

**Initialize:** parameter vectors  $\bar{\mathbf{w}}^{(k)} \in \mathbb{R}^d$ ;  $\bar{\mathbf{w}}^{(k)} \sim \mathcal{N}(\mathbf{0}, \mathbf{I}_d)$ ;  $k = 1, \dots, K$

```

1: for a node  $i = 1, \dots, n$  do
2:   sample random vector  $s^{(i)} \sim \mathcal{N}(\mathbf{0}, \mathbf{I}_K)$ 
3:   get a mixing vector  $\rho^{(i)} := \text{softmax}(s^{(i)})$ , with
     components  $\rho^{(i,k)} \in [0, 1]$ ,  $\sum_{k=1}^K \rho^{(i,k)} = 1$ 
4:   for a distribution  $k = 1, \dots, K$  do
5:     compute sample size  $m_i^{(k)} = m_i \cdot \rho^{(i,k)}$ 
6:     for each data point  $r = 1, \dots, m_i^{(k)}$  do
7:       sample feature vector  $\mathbf{x}^{(i,r)} \sim \mathcal{N}(\mathbf{0}, \mathbf{I}_d)$ 
8:       generate label  $y^{(i,r)} := (\bar{\mathbf{w}}^{(k)})^T \mathbf{x}^{(i,r)} + \varepsilon^{(i,r)}$ ,
         where  $\varepsilon^{(i,r)} \sim \mathcal{N}(0, \sigma^2)$ 
9:     end for
10:  end for
11:  collect all generated data points into a dataset on the
     node  $i$ :  $\mathcal{D}^{(i)} = \{(\mathbf{x}^{(i,1)}, y^{(i,1)}), \dots, (\mathbf{x}^{(i,m_i)}, y^{(i,m_i)})\}$ 
12: end for

```

**Output:** Local datasets for  $n$  nodes  $\{\mathcal{D}^{(i)}\}_{i=1}^n$

components of the vector  $\rho^{(i)}$  are softmax-based mixing ratios  $\rho^{(i,k)}$ , which determine the proportion of data points drawn from each of the  $K$  distributions.

The similarity  $A_{i,i'} \in [0, 1]$  between nodes  $i$  and  $i'$  is determined by the proportion of similar data points they possess:

$$A_{i,i'} = \sum_{k=1}^K \min(\rho^{(i,k)}, \rho^{(i',k)}). \quad (21)$$

We create such synthetic heterogeneous local datasets with the number of distributions set to  $K = 3$  and the total number of nodes set to  $|\mathcal{V}| = 150$ . Each local dataset consists of a training subset of size  $m_i = 10$  and a validation subset of size  $m_i^{(val)} = 100$ . We test datasets with varying dimensionality  $d \in \{2, 10, 50\}$  for the feature vector  $\mathbf{x}^{(i,r)} \in \mathbb{R}^d$ .

The shared public dataset  $\mathcal{P}^{(i)}$  is again sampled from a standard multivariate normal distribution,  $\mathbf{x}^{(i,r)} \sim \mathcal{N}(\mathbf{0}, \mathbf{I}_d)$ , for each node. The sample size is  $m_i^{(\mathcal{P})} = 100$  for all nodes.

1) *PyTorch linear model:* We generate a graph with synthetic heterogeneous local datasets on the nodes, as described above. Local models are linear regressors implemented in PyTorch (with the RMSprop optimizer and a learning rate of 0.01). As a stopping criterion in Algorithm 2, we use a fixed number of  $K = 500$  iterations.

We run Algorithm 2 with different regularization strength  $\alpha \in \{0, 0.01, 0.05\}$  and compute the  $MSE^{(val)}$  incurred on the local validation subset for each  $\alpha$  value. These MSE values, normalized by the MSE values for  $\alpha = 0$ , i.e., normalized by the MSE incurred on the validation dataset by the locally trained model, are plotted in Figure 3. The curves represent the MSE values averaged across all nodes and the five runs of

the experiment. For each run, new local  $\mathcal{D}^{(i)}$  and public  $\mathcal{P}^{(i)}$  datasets are generated.

In Figure 3, the left and middle subplots show FedRelax’s performance on noiseless ( $\sigma = 0$ ) non-i.i.d. datasets. It is evident that our pooling strategy results in lower MSE on local validation datasets compared to the baseline (locally trained model) for all  $\frac{d}{m}$  ratios and values  $\alpha \in \{0.01, 0.05\}$ . We then added different levels of noise to the datasets ( $\sigma \in \{0, 1, 5\}$ ), with the regularization term fixed at  $\alpha = 0.01$ . The results are depicted in the right subplot of Figure 3, where we can see that FedRelax improves the performance of the local model even with high levels of noise injected into the datasets.

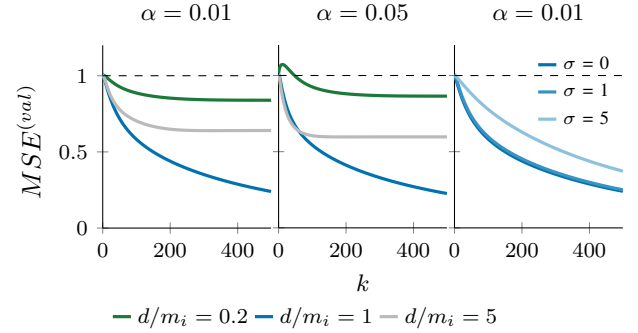


Fig. 3: FedRelax on non-i.i.d. datasets and linear regressors as models,  $MSE^{(val)}$  is normalized by the  $MSE^{(val)}$  incurred by the model trained locally ( $\alpha = 0$ ). In the first two subplots, the noise level is fixed at  $\sigma = 0$ , while in the last subplot,  $d/m_i = 1$ . The code to generate the figure is available at Github.

2) *Scikit-learn decision tree regressor:* We test Algorithm 1 on non-i.i.d. distributed data and use the sklearn `DecisionTreeRegressor()` as a local model (with the maximum tree depth set to 5) on the nodes. The model update is implemented in the same way as for experiments on the clustered dataset.

The resulting normalized  $MSE^{(val)}$  values are depicted in the Figure 4. Compared to training the model only locally ( $\alpha = 0$ ), the MSE incurred on the validation set is lower for different  $\frac{d}{m}$  ratios (see Figure 4, left subplot). On the other hand, strong regularization may lead to a deterioration in performance, especially for a low  $\frac{d}{m}$  ratio (see Figure 4, mid-subplot). We observe that adding the GTV term (7) also improves performance on datasets with non-zero noise levels (see Figure 4, right subplot).

## V. ANALYSIS OF ALGORITHM 2 FOR LOCAL LINEAR MODELS

The GTVmin term, as described in (7), enforces similarity among hypotheses at connected nodes, thus recovering the clustered structure of local datasets (17). We aim to theoretically and empirically analyze the constraint this term imposes on local hypothesis variation. For parametric models,

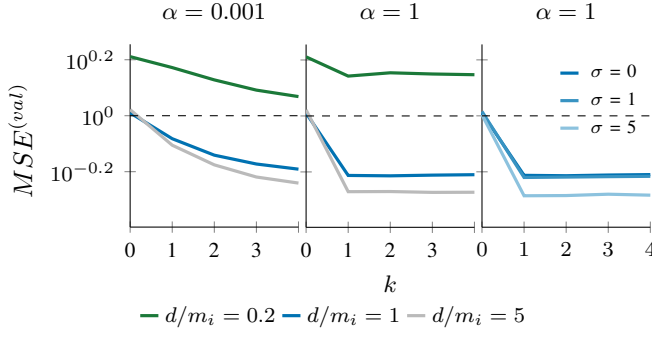


Fig. 4: FedRelax on non-i.i.d. datasets with decision tree regressors as models, normalized  $MSE^{(val)}$ . The y-axis is on a logarithmic scale. In the first two subplots, the noise level is fixed at  $\sigma = 0$ , while in the last subplot,  $d/m_i = 1$ . The code to generate the figure is available at Github.

we quantify the variation at a node  $i$  as the deviation of its learned parameter vector from the cluster average:

$$\tilde{\mathbf{w}}^{(i)} := \hat{\mathbf{w}}^{(i)} - (1/|\mathcal{C}|) \sum_{i' \in \mathcal{C}} \hat{\mathbf{w}}^{(i')}, \text{ for } i \in \mathcal{C}, \quad (22)$$

For simplicity, we consider clustered datasets following (17), with a single cluster  $\mathcal{C}$  sharing a true parameter vector  $\bar{\mathbf{w}}^{(\mathcal{C})}$ . Each local dataset is generated as:

$$\mathbf{y}^{(i)} = \mathbf{X}^{(i)} \bar{\mathbf{w}}^{(\mathcal{C})} + \boldsymbol{\varepsilon}^{(i)}, \text{ for all } i \in \mathcal{C}. \quad (23)$$

Furthermore, we assume the existence of a cluster-specific error tolerance  $\varepsilon^{(\mathcal{C})}$  such that:

$$\sum_{i \in \mathcal{C}} L_i(\bar{\mathbf{w}}^{(\mathcal{C})}) \leq \varepsilon^{(\mathcal{C})}. \quad (24)$$

Under these conditions, the Euclidean norm of the variation  $\tilde{\mathbf{w}}^{(i)}$  is bounded by (see [36])

$$\sum_{i \in \mathcal{C}} \|\tilde{\mathbf{w}}^{(i)}\|_2^2 \leq \frac{\varepsilon^{(\mathcal{C})}}{\alpha \lambda_2(\mathbf{L}^{(\mathcal{C})})}. \quad (25)$$

Thus, in a single-cluster setting ( $\mathcal{C} = \mathcal{V}$ ), the bound depends on the error tolerance  $\varepsilon^{(\mathcal{C})}$ , the regularization parameter  $\alpha$ , and the second-smallest eigenvalue  $\lambda_2(\mathbf{L}^{(\mathcal{C})})$  of the cluster Laplacian  $\mathbf{L}^{(\mathcal{C})}$ , which reflects the strength of connectivity within the cluster.

When using linear regression as the local model and MSE as the local loss, we have:

$$\begin{aligned} \sum_{i \in \mathcal{C}} L_i(\bar{\mathbf{w}}^{(\mathcal{C})}) &= \sum_{i \in \mathcal{C}} \frac{1}{m_i} \|\mathbf{y}^{(i)} - \mathbf{X}^{(i)} \bar{\mathbf{w}}^{(\mathcal{C})}\|_2^2 \\ &= \sum_{i \in \mathcal{C}} \frac{1}{m_i} \|\boldsymbol{\varepsilon}^{(i)}\|_2^2. \end{aligned}$$

Thus, setting

$$\varepsilon^{(\mathcal{C})} = \sum_{i \in \mathcal{C}} (1/m_i) \|\boldsymbol{\varepsilon}^{(i)}\|_2^2,$$

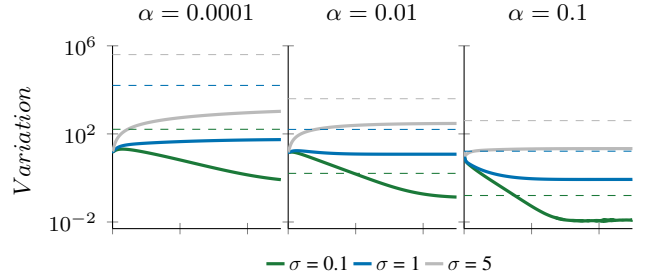
satisfies assumption (24).

The regularization parameter  $\alpha$  controls the trade-off between minimizing the average local loss and reducing parameter variation. Larger values of  $\alpha$  enforce greater parameter alignment at the cost of increased local loss.

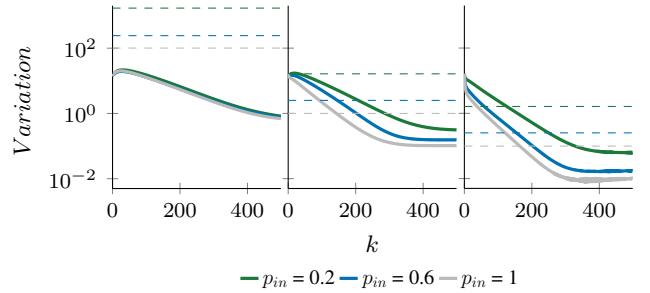
The nodes of our clustered network are connected with probability  $p_{in}$  (see section IV-A), and this within-cluster connectivity is characterized by the  $\lambda_2(\mathbf{L}^{(\mathcal{C})})$ , second-smallest eigenvalue of the cluster Laplacian  $\mathbf{L}^{(\mathcal{C})}$ , defined element-wise as:

$$L_{i,i'}^{(\mathcal{C})} := \begin{cases} -A_{i,i'} & \text{for } i \neq i', \{i, i'\} \in \mathcal{E}, i, i' \in \mathcal{C} \\ \sum_{i'' \in \mathcal{C} \setminus i} A_{i,i''} & \text{for } i = i' \in \mathcal{C} \\ 0 & \text{else.} \end{cases}$$

We first study how the norm of variation  $\|\tilde{\mathbf{w}}^{(i)}\|_2^2$  and its bound (25) vary with the noise level  $\varepsilon^{(i)}$ . We run Algorithm 2 on datasets generated according to 23 and belonging to a single cluster  $\mathcal{C}$ . The number of local datasets is set to  $n = 50$ , the sample size  $m_i = 10$ , the dimensionality of the feature vector to  $d = 10$  and the within-cluster connectivity to  $p_{in} = 0.8$ . As shown in Figure 5a, Algorithm 2 reduces the variation (solid lines), and the observed values remain below the theoretical bound (dashed lines) after a few hundred iterations. Higher regularization strengths ( $\alpha \in \{0.0001, 0.01, 0.1\}$ ) yield lower variation, while increased noise levels ( $\sigma \in \{0.1, 1, 5\}$ ) lead to larger variation.



(a) Variation w.r.t.  $\sigma$  ratio,  $p_{in} = 0.8$ .



(b) Variation w.r.t.  $p_{in}$ ,  $\sigma = 0.1$ .

Fig. 5: Variation  $\sum_{i \in \mathcal{C}} \|\tilde{\mathbf{w}}^{(i)}\|_2^2$  and its bound under FedRelax on single-cluster dataset. Results are averaged over 50 runs. The y-axis is on a logarithmic scale. The code to generate the figure is available at Github.

Next, we investigate the effect of cluster connectivity by running Algorithm 2 in a low-noise setting ( $\sigma = 0.1$ ), varying



the within-cluster connectivity  $p_{in} \in \{0.2, 0.6, 1\}$ . Higher connectivity results in a denser graph, leading to larger  $\lambda_2(\mathbf{L}^{(C)})$ . As predicted, Figure 5b shows that greater connectivity leads to smaller variation  $\sum_{i \in C} \|\tilde{\mathbf{w}}^{(i)}\|_2^2$ .

## VI. CONCLUSION

We have introduced a knowledge distillation-based, model-agnostic method to train heterogeneous networks of personalized local models. Each local model in the network can be trained on a local dataset which, however, might not provide sufficient statistical power for successful training. Therefore, we couple the training of local models for statistically similar local datasets indirectly, through predictions on shared public datasets. The similarity structure between local datasets and their corresponding local models is represented by an FL network. We use the undirected and weighted edges of the FL network to construct a regularization term that couples the local models. In particular, the regularization forces the local models at well-connected nodes of the FL network to agree in their predictions on shared public datasets of unlabeled data points. FedRelax can be used in networks with model (linear models, neural networks, SVMs) and data heterogeneity (clustered, non-i.i.d. local datasets).

## ACKNOWLEDGEMENT

We are grateful to Olga Kuznetsova and Mikko Seesto for providing feedback on the manuscript.

## REFERENCES

- [1] S. Cui, A. Hero, Z.-Q. Luo, and J. Moura, Eds., *Big Data over Networks*. Cambridge Univ. Press, 2016.
- [2] M. E. J. Newman, *Networks: An Introduction*. Oxford Univ. Press, 2010.
- [3] L. Stanković, D. Mandić, M. Daković, M. Brajović, B. Scalzo, S. Li, and A. Constantinides, "Data analytics on graphs part III: Machine learning on graphs, from graph topology to applications," *Foundations and Trends® in Machine Learning*, vol. 13, no. 4, pp. 332–530, 2020. [Online]. Available: <http://dx.doi.org/10.1561/22000000078-3>
- [4] O. Chapelle, B. Schölkopf, and A. Zien, Eds., *Semi-Supervised Learning*. Cambridge, Massachusetts: The MIT Press, 2006.
- [5] L. Stanković, D. Mandić, M. Daković, M. Brajović, B. Scalzo, S. Li, and A. Constantinides, "Data analytics on graphs part i: Graphs and spectra on graphs," *Foundations and Trends® in Machine Learning*, vol. 13, no. 1, pp. 1–157, 2020. [Online]. Available: <http://dx.doi.org/10.1561/22000000078-1>
- [6] —, "Data analytics on graphs part ii: Signals on graphs," *Foundations and Trends® in Machine Learning*, vol. 13, no. 2-3, pp. 158–331, 2020. [Online]. Available: <http://dx.doi.org/10.1561/22000000078-2>
- [7] A. Jung, A. O. Hero, A. Mara, S. Jahromi, A. Heimowitz, and Y. Eldar, "Semi-supervised learning in network-structured data via total variation minimization," *IEEE Trans. Signal Processing*, vol. 67, no. 24, Dec. 2019.
- [8] D. Shuman, S. Narang, K. Sunil, P. Frossard, A. Ortega, and P. Vandergheynst, "The emerging field of signal processing on graphs: Extending high-dimensional data analysis to networks and other irregular domains," *IEEE Signal Processing Magazine*, vol. 30, no. 3, pp. 83–98, 2013.
- [9] A. Jung, N. Tran, and A. Mara, "When is Network Lasso Accurate?" *Front. Appl. Math. Stat.*, vol. 3, Jan. 2018.
- [10] A. Anis, A. Gadde, and A. Ortega, "Towards a sampling theorem for signals on arbitrary graphs," May 2014, pp. 3864–3868.
- [11] A. Jung, "Networked exponential families for big data over networks," *IEEE Access*, vol. 8, pp. 202 897–202 909, 2020.
- [12] R. Varma, H. Lee, J. Kovačević, and Y. Chi, "Vector-valued graph trend filtering with non-convex penalties," *IEEE Transactions on Signal and Information Processing over Networks*, vol. 6, pp. 48–62, 2020.
- [13] B. McMahan, E. Moore, D. Ramage, S. Hampson, and B. A. y. Arcas, "Communication-Efficient Learning of Deep Networks from Decentralized Data," in *Proceedings of the 20th International Conference on Artificial Intelligence and Statistics*, ser. Proceedings of Machine Learning Research, A. Singh and J. Zhu, Eds., vol. 54. PMLR, 20–22 Apr 2017, pp. 1273–1282. [Online]. Available: <https://proceedings.mlr.press/v54/mcmahan17a.html>
- [14] H. Ludwig and N. Baracaldo, Eds., *Federated Learning: A Comprehensive Overview of Methods and Applications*. Springer, 2022.
- [15] Q. Yang, Y. Liu, Y. Cheng, Y. Kang, T. Chen, and H. Yu, *Federated Learning*, 1st ed. Springer, 2022.
- [16] J. Liu and C. Zhang, "Distributed learning systems with first-order methods," *Foundations and Trends in Databases*, vol. 9, no. 1, p. 100.
- [17] J. Dean, G. Corrado, R. Monga, K. Chen, M. Devin, M. Mao, M. Ranzato, A. Senior, P. Tucker, K. Yang, Q. Le, and A. Ng, "Large scale distributed deep networks," in *Advances in Neural Information Processing Systems*, F. Pereira, C. Burges, L. Bottou, and K. Weinberger, Eds., vol. 25. Curran Associates, Inc., 2012. [Online]. Available: <https://proceedings.neurips.cc/paper/2012/file/6aca97005c68f1206823815f66102863-Pa>
- [18] J. Tsitsiklis, D. Bertsekas, and M. Athans, "Distributed asynchronous deterministic and stochastic gradient optimization algorithms," *IEEE Transactions on Automatic Control*, vol. 31, no. 9, pp. 803–812, 1986.
- [19] K. Scaman, F. Bach, S. Bubeck, L. Massoulié, and Y. Lee, "Optimal algorithms for non-smooth distributed optimization in networks," in *Advances in Neural Information Processing Systems*, S. Bengio, H. Wallach, H. Larochelle, K. Grauman, N. Cesa-Bianchi, and R. Garnett, Eds., vol. 31. Curran Associates, Inc., 2018. [Online]. Available: <https://proceedings.neurips.cc/paper/2018/file/8fb21ee7a2207526da55a679f0332de2-Pa>
- [20] A. Afonin and S. Karimireddy, "Towards model-agnostic federated learning using knowledge distillation," in *International Conference on Learning Representations*, 2022.
- [21] J. Zhang, S. Guo, X. Ma, H. Wang, W. Xu, and F. Wu, "Parameterized knowledge transfer for personalized federated learning," in *Advances in Neural Information Processing Systems*, A. Beygelzimer, Y. Dauphin, P. Liang, and J. W. Vaughan, Eds., 2021. [Online]. Available: [https://openreview.net/forum?id=\\_89s8ViNwwj](https://openreview.net/forum?id=_89s8ViNwwj)
- [22] Y. J. Cho, J. Wang, T. Chiruvolu, and G. Joshi, "Personalized federated learning for heterogeneous clients with clustered knowledge transfer," *CoRR*, vol. abs/2109.08119, 2021. [Online]. Available: <https://arxiv.org/abs/2109.08119>
- [23] F. Pedregosa, "Scikit-learn: Machine learning in python," *Journal of Machine Learning Research*, vol. 12, no. 85, pp. 2825–2830, 2011. [Online]. Available: <http://jmlr.org/papers/v12/pedregosa11a.html>
- [24] H. Jin, F. Chollet, Q. Song, and X. Hu, "Autokeras: An automl library for deep learning," *Journal of Machine Learning Research*, vol. 24, no. 6, pp. 1–6, 2023. [Online]. Available: <http://jmlr.org/papers/v24/20-1355.html>
- [25] A. P. et al., "Pytorch: An imperative style, high-performance deep learning library," in *Advances in Neural Information Processing Systems*, H. Wallach, H. Larochelle, A. Beygelzimer, F. d'Alché-Buc, E. Fox, and R. Garnett, Eds., vol. 32. Curran Associates, Inc., 2019. [Online]. Available: <https://proceedings.neurips.cc/paper/2019/file/bdbca288fee7f92f2bfa9f7012727740-Pa>
- [26] Y. SarcheshmehPour, Y. Tian, L. Zhang, and A. Jung, "Flow-based clustering and spectral clustering: A comparison," in *2021 55th Asilomar Conference on Signals, Systems, and Computers*, 2021, pp. 1292–1296.
- [27] U. von Luxburg, "A tutorial on spectral clustering," *Statistics and Computing*, vol. 17, no. 4, pp. 395–416, Dec. 2007.
- [28] A. Jung and Y. SarcheshmehPour, "Local graph clustering with network lasso," *IEEE Signal Processing Letters*, vol. 28, pp. 106–110, 2021.
- [29] A. Jung and N. Tran, "Localized linear regression in networked data," *IEEE Sig. Proc. Lett.*, vol. 26, no. 7, Jul. 2019.
- [30] A. Ghosh, J. Chung, D. Yin, and K. Ramchandran, "An efficient framework for clustered federated learning," in *34th Conference on Neural Information Processing Systems (NeurIPS 2020)*, Vancouver, Canada, 2020.
- [31] X. Dong, D. Thanou, M. Rabbat, and P. Frossard, "Learning graphs from data: A signal representation perspective," *IEEE Signal Processing Magazine*, vol. 2019, no. 3, May 2019.

- [32] S. Chepuri, S. Liu, G. Leus, and A. Hero, "Learning sparse graphs under smoothness prior," in *Proc. of the IEEE Int. Conf. on Acoustics, Speech and Signal Processing*, 2017, pp. 6508–6512.
- [33] L. Z. Y. SarcheshmehPour, Y. Tian and A. Jung, "Networked federated learning," *arXiv e-prints*, 2022.
- [34] D. P. Bertsekas and J. Tsitsiklis, *Parallel and Distributed Computation: Numerical Methods*. Athena Scientific, 2015.
- [35] D. P. Bertsekas, *Convex Optimization Algorithms*. Athena Scientific, 2015.
- [36] A. Jung, "Analysis of total variation minimization for clustered federated learning," in *2024 32nd European Signal Processing Conference (EUSIPCO)*. IEEE, 2024, pp. 1027–1031.