

# Auto-Learning: An Adversarial Process of Two Pre-trained Models for Natural Language Generation

Zhengqing Yuan<sup>1,†,‡</sup>, Yuelin Lu<sup>2,\*,†,‡</sup>, Chao Zhang<sup>3,\*,†</sup>, Huiwen Xue<sup>4,\*,\*</sup>

<sup>‡</sup>Department of Artificial Intelligence Anhui Polytechnic University

<sup>\*</sup>Department of Optoelectronic Science and Engineering Soochow University

<sup>1</sup>zhengqingyuan@ieee.org, <sup>2</sup>luyuelin@ahpu.edu.cn

<sup>3</sup>zhangfeimachao@foxmail.com, <sup>4</sup>hwxuehwxue@stu.suda.edu.cn

## Abstract

Pre-trained models have been used in many fields in recent years, ranging from natural language understanding to computer vision and natural language generation. However, the performance of these natural language generation models is overly dependent on the scale of the model and the size of the dataset. While the larger language model is excellent in some respects, it cannot learn up-to-date knowledge and is relatively difficult to relearn. In this paper, a new adversarial process learning method called **Auto-Learning**. This can improve the performance of any natural language generation model without the help of additional datasets. Auto-Learning includes two models:  $G$  is a text generation model and  $D$  can test whether the data generated by  $G$  is legitimate. Firstly, the fine-tuned  $D$  model is used as the brain's knowledge base before the process. Then the text generated by the  $G$  model is used as the input of  $D$  to determine whether the text is legitimate or not. Finally,  $G$  is fine-tuned according to the output of  $D$ . This adversarial process is like a self-escalation of the brain through some a priori knowledge. When this adversarial system wants to learn something new, simply fine-tune the  $D$  model. Our approach applies to Autoregressive Language Modeling for all Transformer classes. The results are good in existing experimental tasks, including more grammatical text generation and better performance on some text comprehension tasks.

## 1 Introduction

The promise of pre-training is to discover rich since transformer model (Vaswani et al., 2017) proposes a unique encoder-decoder model based only on the self-attentive mechanism, which allows the model to be constructed at a large scale and can be pre-trained using a richer corpus. Language models (Huang and Renals, 2010; Wang et al., 2022;

<sup>\*</sup>These authors contributed equally to this work.

<sup>†</sup>Corresponding authors.

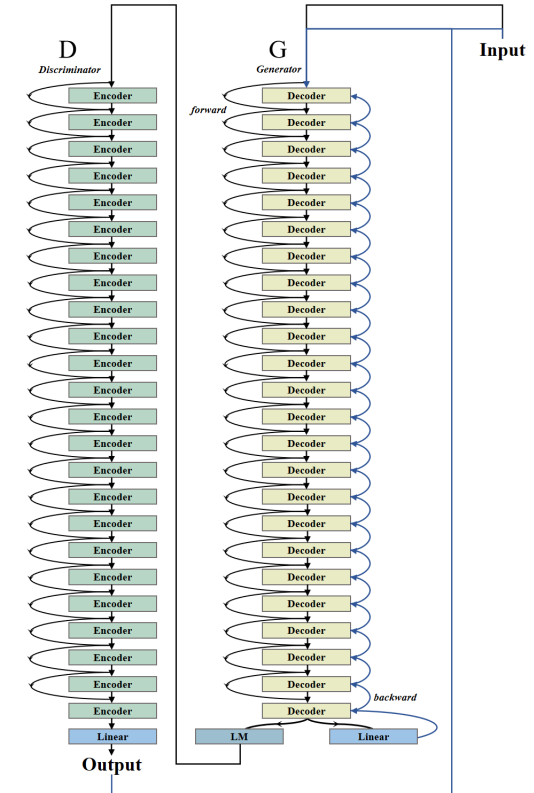


Figure 1: Adversarial process of discriminator ( $BERT_{Large}$ ) and generator ( $GPT-2_{medium}$ ) in Auto-Learning. The black line indicates the forward propagation process, and the blue line indicates the reverse fine-tuning process after acquiring the label.

Yu et al., 2022) are also divided into two categories, one of which is Autoregressive Language Modeling, such as ELMO (Peters et al., 2018), GPT (Radford and Narasimhan, 2018), and T5 (Raffel et al., 2020), which is better at generative tasks because it predicts the next possible word to follow based on the content above. Another model is Autoencoder Language Modeling, such as BERT (Devlin et al., 2019) and RoBERTa (Zhuang et al., 2021), which predicts intermediate words based on context, so it is more suitable for natural language understanding

tasks.

In recent years, generative models have made breakthroughs in the field of computer vision, such as VAE (Kipf and Welling, 2016), GAN (Goodfellow et al., 2014a), and DDPM (Ho et al., 2020). Because of the discrete and temporal nature of language, natural language generation models use a single approach that can only unsupervised train a large language model with very large amounts of data, such as GPT-3 (Brown et al., 2020) has 175 billion parameters. It is because of such large model parameters that it is very difficult to train. So the large language model is made zero-shot, which does not require fine-tuning of the model in downstream tasks. But this creates a new problem, where large language models do not perform as well in certain downstream tasks, such as specified text generation, as small models with fine-tuning. This is because supervised learning plays an important role in some tasks. And current large language models can no longer be trained to learn new knowledge once they are deployed to the server. This model is like a computer that has not been upgraded for a long time, and it is only a matter of time before it becomes obsolete.

In this paper, we propose a new adversarial process based on pre-trained models, called **Auto-Learning**, which can learn forever. Auto-Learning is more effective than unsupervised learning and does not require additional datasets to fine-tune the generated models. The input text to be generated and the generated text are merged, given to a natural language understanding model for labeling, and then that data is used to perform supervised fine-tuning of the generative model. However, considering the error of the natural language understanding model and the overfitting problem, we use a small learning rate and small epoch when fine-tuning the generated model. Unlike the GAN model, we do not make parameter changes to the natural language understanding model during the adversarial process, and we fine-tune the natural language understanding model only when new knowledge is needed for training. The contributions of this paper are as follows:

- To a certain extent, it alleviates the problem of sample quality generated by the generative model.
- Improving the performance of the model without any data during the adversarial process.

- The results of large generative networks can be achieved even with relatively scarce computational resources.
- Let the Autoregressive Language Modeling model also achieve good results in downstream natural language understanding tasks. The relative unity of the language model is achieved.
- We will make the source code in our paper available on GitHub.<sup>1</sup>

## 2 Background

In this section, we briefly overview the language model, Transformer, the GPT series of models, the BERT series of models, and the GAN model.

### 2.1 Language Modeling

In this subsection, we briefly describe the implementation of the two language modelings.

#### 2.1.1 Autoregressive Language Modeling

Given a sequence of  $N$  tokens,  $(t_1, t_2, \dots, t_N)$ , in the forward Autoregressive Language Model (Bai et al., 2021; Shannon et al., 2013; Niedźwiecki et al., 2015; Deng et al., 2015), modeling the probability of  $t_k$  requires calculating the token probability before  $t_k$ ,  $(t_1, t_2, \dots, t_{k-1})$ .

$$P(t_1, t_2, \dots, t_N) = \prod_{t=1}^N P(t_k | t_1, t_2, \dots, t_{k-1})$$

In case of the backward model, the token after  $t_k$  needs to be calculated.

#### 2.1.2 Autoencoder Language Modeling

Given a sequence of  $N$  tokens, if we predict one of the tokens  $t_k$ ,  $(t_1, t_2, \dots, t_k, \dots, t_N)$ . When modeling Autoencoder Language Model (Özdemir et al., 2022), both the probabilities of all preceding and following tokens of  $t_k$  are calculated.

### 2.2 Transformer

The Transformer model (Zhang et al., 2022; Choudhary et al., 2023; Aloysius et al., 2021; Wang et al., 2022; Li et al., 2021; Qi et al., 2022) is modeled and applied to natural language processing tasks using only self-attentive mechanisms.

<sup>1</sup><https://github.com/DLYuanGod/Auto-learning>

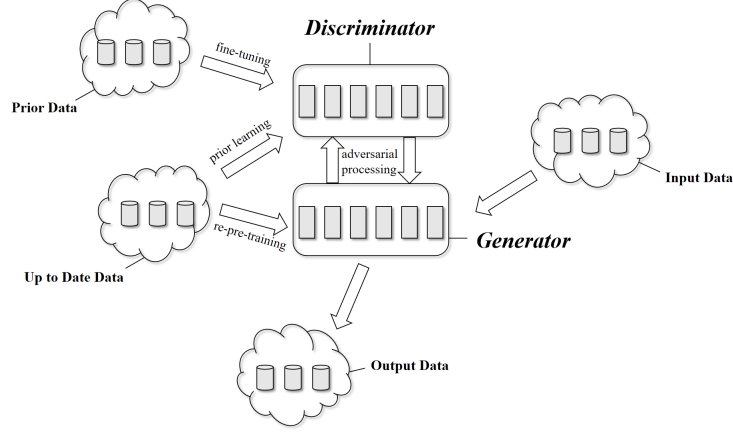


Figure 2: The full process architecture of Auto-Learning during model training.

**Transformer Encoder** The vector dimension obtained by taking the sequence token  $N$  using a word embedding and positional embedding is  $d_{model}$ . The output token is copied in three copies as  $Q$ ,  $K$ , and  $V$  computed by the following self-attentive mechanism:

$$Attention(Q, K, V) = softmax\left(\frac{QK^T}{\sqrt{d_k}}\right)V$$

where  $d_k$  denotes the vector dimension processed by each head  $h$  of the multi-head attention,  $d_k = d_{model}/h$ . After that, we stitch the values calculated for each attention header and input them into the MLP layer.

**Transformer Decoder** The decoder module is calculated in the same way as the encoder module, except that masking is added to the multi-headed attention mechanism to mask tokens that have not yet been generated.

### 2.3 GPT Series of Models

**GPT** Generative Pre-training Transformer was proposed by Radford and Narasimhan (2018) after the Transformer model (Vaswani et al., 2017) was mainly used for natural language understanding tasks. GPT was the first to introduce a pre-trained transformer model to the task of natural language processing. GPT uses a multi-layer Transformer Decode (Liu\* et al., 2018) for the language model. It consists of 12 blocks of Transformer Decoder stacked with parameters up to 117 million.

**GPT-2 and GPT-3** GPT-2 (Radford et al., 2019) and GPT-3 (Brown et al., 2020) utilize 48 and 96

layer Transformer Decoder stacks with parameters of 1.5 billion and 175 billion. And they both use larger and more adequate datasets for training.

### 2.4 BERT Series of Models

BERT (Devlin et al., 2019), RoBERTa (Zhuang et al., 2021), ALBERT (Lan et al., 2020), XLNET (Yang et al., 2019), TinyBERT (Jiao et al., 2020), ELECTRA (Clark et al., 2020) all employ the Transformer Encoder layer, with slight differences in training means, and they are suitable for natural language understanding tasks.

### 2.5 GAN

The main idea of Generative Adversarial Nets (Goodfellow et al., 2014a,b; Salimans et al., 2016; Isola et al., 2016) is to build two models. One model is called the Discriminator( $D$ ) model and the other is called the Generator( $G$ ) model. Think of the  $D$  model as the police and the  $G$  model as the forger. The training process of the GAN is much like the forger  $G$  doing its best to improve the manufacturing process, and cop  $D$  improving the inspection technique. But an imbalance between the two, such as  $G$  performing well at the beginning of the training often leads to  $D$  not converging, and vice versa.

## 3 Auto-Learning

In this section, the adversarial process of **Auto-Learning** is introduced and the theoretical representation and algorithmic implementation are given.

### 3.1 Priori Learning of Discriminator

Given a priori dataset  $Data = \{(x_1, y_1), (x_2, y_2), \dots, (x_N, y_N)\}$ , which can be a grammar judgment task or a semantic rationalization task, etc. Fine-tune the discriminator model using the following objective function:

$$\min_{\theta} \mathbb{E}_{Data} \left[ \sum_{n=1}^N L(D_{\theta}(x_n), y_n) \right] \quad (1)$$

where  $D_{\theta}$  represents the pre-trained natural language understanding model and  $L$  represents the loss function.

### 3.2 Pre-warm-up Training for Generator

We need to freeze all Transformer blocks in the  $G$  model and add new linear and softmax layers afterward. We still train the newly added layers using the prior dataset by the following equation:

$$\min_{\vartheta} \mathbb{E}_{Data} \left[ \sum_{n=1}^N L(F_{\vartheta}(G_{\Theta}^{blocks}(x_n)), y_n) \right] \quad (2)$$

where  $G_{\Theta}^{blocks}$  denotes all Transformer blocks of the natural language generation model that have been pre-trained and frozen with parameters, and  $F_{\vartheta}$  denotes the linear layer and its parameters.

### 3.3 Adversarial Data Set

Give a new token  $Z_K^{in} = \{z_1, z_2, \dots, z_k\}$ , representing the input generation model  $G$ , such as "Yesterday,". The token is fed into the  $G$  model to get  $Z_K^{out} = \{z_1, z_2, \dots, z_{k+n}\}$ , e.g. "Yesterday, a man named Jack said he saw an alien, the skies near New Orleans.". It can express as  $Z_K^{out} = G_{\Theta}(Z_K^{in})$ . The generated token  $Z_K^{out}$  is fed into the discriminator model  $D$  to obtain the label  $Y_K = D_{\theta}(Z_K^{out})$  for each token. Suppose we need to construct  $M$  samples, and finally, we get the posterior data as  $Z = \{(Z_1^{out}, Y_1), (Z_2^{out}, Y_2), \dots, (Z_M^{out}, Y_M)\}$ .

### 3.4 Supervised Fine-tuning for Generators

Supervised training produces a greater impact on the model than unsupervised training for the same data size. Turn on the gradient of all parameters of the generator  $G_{\Theta}^{blocks}$ . Fine-tune the parameters of all Transformer blocks of Generator  $G_{blocks\Theta}$  with the following formula:

$$\min_{\Phi} \mathbb{E}_{(Z^{out}, Y) \sim Z} \left[ \sum_{n=1}^M L(F_{\vartheta}(G_{\Theta}^{blocks}(Z_n^{out})), Y_n) \right] \quad (3)$$

where  $\Phi$  denotes the parameters of model  $G_{\Theta}^{blocks}$  and the parameters  $\vartheta$  of the linear layer.

### 3.5 Semi-supervised Fine-tuning for Generators

Assume that grammatical  $Y_K = 1$  and ungrammatical  $Y_K = 0$ . We pick all tokens with  $Y_K = 1$  in the dataset  $Z$  as  $Z^{fit} = \{z_1, z_2, \dots, z_m\}$ . The generator model  $G$  is again unsupervised pre-trained using corpus  $Z^{fit}$ , where  $z_k = (u_1, u_2, \dots, u_n)$  is the unsupervised token. We use an autoregressive language modeling to maximize the following likelihood function:

$$L_1(Z^{fit}) = \sum_i \log G(u_i | u_{i-k}, \dots, u_{i-1}; \Theta) \quad (4)$$

where  $k$  is the size of the context window.

### 3.6 Scalability

You can adjust the discriminator model  $D$  to make it perform better, and **Auto-Learning** is even superior. You can also continue to pre-train the generator model  $G$  with new knowledge to bring it up to date.

### 3.7 Algorithm Implementation

As shown in Algorithm 1 and Algorithm 2, this is the full process of **Auto-Learning**.

---

#### Algorithm 1 Priori Learning

---

**Require:** Training samples  $Data = \{(x, y)\}$ , fine-tuning step  $N_{ep}$ , learning rate  $\tau_1$  for  $D$ , and learning rate  $\tau_2$  for  $G$ .

- 1: Initialize  $\theta$  and  $\vartheta$
  - 2: **for**  $t = 1 \dots N_{ep}$  **do**
  - 3:   **for** minibatch  $B \subset Data$  **do**
  - 4:      $g_1 \leftarrow \mathbb{E}_B \left[ \sum_{n=1}^N \nabla_{\theta} L(D_{\theta}(x_n), y_n) \right]$
  - 5:      $\theta \leftarrow \theta - \tau_1 g_1$
  - 6:      $g_2 \leftarrow \mathbb{E}_B \left[ \sum_{n=1}^N \nabla_{\vartheta} L(F_{\vartheta}(G_{\Theta}^{blocks}(x_n)), y_n) \right]$
  - 7:      $\vartheta \leftarrow \vartheta - \tau_2 g_2$
  - 8:   **end for**
  - 9: **end for**
-

## 4 Experimental Setup

In this section, we describe our experimental setup to demonstrate the performance of our algorithm.

### 4.1 Experimental Environment

We use a 15-core Xeon(R) Platinum 8358P CPU @ 2.60GHz and an NVIDIA A40 (48GB) server configuration. After deploying the model in a real scenario, we release the GPU when we are not training the model to ensure optimal efficiency.

### 4.2 Experimental Model

To show the performance of **Auto-Learning**, we borrowed the idea of the GAN approach, and the parameter sizes of the discriminator model and the generator model were aligned as much as possible.

#### 4.2.1 BERT

BERT model as one of the most outstanding models in recent years. It topped the GLUE(Wang et al., 2018) tasks list when the model first came out. As the requirements is now, in this experiment we only use the large-cased version as the discriminator model. We apply the **Auto-Learning** to the fine-tuning of this model. The encoder of the BERT<sub>Large-cased</sub> model<sup>2</sup> has 24 hidden layers, an output 1024-dimensional tensor, 24 self-attentive heads, and a total of 330M parameters, which are trained on English text.

#### 4.2.2 GPT-2

The main contribution of GPT-2 is to explore the performance of a larger scale model in the case of ZERO-SHOT, without using any fine-tuning, reaching SOTA in 8/9 tasks with only pre-training + hints + predictions. It is also an excellent model for natural language generation. The decoder of the GPT-2<sub>medium</sub> model<sup>3</sup> has 24 hidden layers, an output 1024-dimensional tensor, 24 self-attentive heads, and a total of 335M parameters, which is a pretrained model on English language using a causal language modeling (CLM) objective.

### 4.3 Dataset

In the subsequent experiments, we chose a priori dataset for discriminators.

<sup>2</sup>We make use of the BERT<sub>Large-cased</sub> model as part of the pytorch-transformers library:<https://github.com/huggingface/pytorch-transformers>

<sup>3</sup>We make use of the GPT<sub>medium</sub> model as part of the pytorch-transformers library:<https://github.com/huggingface/pytorch-transformers>

#### 4.3.1 CoLA

The CoLA (Corpus of Linguistic Acceptability) (Warstadt et al., 2019) consists of 10,657 sentences from 23 linguistic publications, professionally annotated for acceptability (grammaticality) by their original authors. The public version presented here contains 9594 sentences belonging to the training and development sets, excluding 1063 sentences belonging to the retention test set.

---

#### Algorithm 2 Adversarial Process

---

**Require:** Input token  $Z_M^{in} = \{Z_K\} = (z_k)$ , sequence maximum length  $l$ , termination character  $\alpha$ , minibatch size  $M$ , Supervised Fine-tuning learning rate  $\tau_3$ , Semi-supervised Fine-tuning learning rate  $\tau_4$ .

- 1: Initialize  $\Theta$  and  $\Phi$ .
- 2: **for**  $b = 1 \dots M$  **do**
- 3:   **for**  $t = 1 \dots l$  **do**
- 4:      $z_{k+t} \leftarrow G_{\Theta}(Z_b)$
- 5:     **if**  $z_{k+t} = \alpha$  **then**
- 6:       break
- 7:     **end if**
- 8:      $K \leftarrow K + 1$
- 9:      $Z_b \leftarrow (z_{k-t}, z_k)$
- 10:   **end for**
- 11: **end for**
- 12:  $Y \leftarrow D_{\Theta}(Z_M^{in})$
- 13:  $Z_M^{out} = \{(Z_M^{in}, Y)\}$
- 14: **if** Supervised Fine-tuning **then**
- 15:   The cross-entropy loss function L.
- 16:    $g \leftarrow \mathbb{E}_B \left[ \sum_{n=1}^M \nabla_{\Phi} L(F_{\Theta}(G_{\Theta}^{blocks}(Z_n^{out})), Y_n) \right]$
- 17:    $\Phi \leftarrow \Phi - \tau_3 g$
- 18: **end if**
- 19: **if** Semi-supervised Fine-tuning **then**
- 20:   Unsupervised loss function L1.
- 21:   **for**  $n = 1 \dots m$  **do**
- 22:     **if**  $Y_n = 1$  **then**
- 23:        $g \leftarrow \mathbb{E}_B [\nabla_{\Theta} L(G_{\Theta}(Z_n^{out}), Z_n^{out})]$
- 24:     **end if**
- 25:      $\Theta \leftarrow \Theta - \tau_4 g$
- 26:   **end for**
- 27: **end if**

---

#### 4.3.2 LAMBADA

Source of corpus constructed by LAMBADA (Paperno et al., 2016): unpublished anthologies. Rationale: To minimize the influence of generic knowledge on the answers, i.e., it is difficult for the model



to derive answers from generic knowledge. It consists of 5,325 novels and 465 million words.

### 4.3.3 WikiText-2

WikiText-2 (Merity et al., 2016) is a subset of WikiText. WikiText-2 has a training set of size 36718, a validation set of size 3760, and a test set of size 4358.

## 4.4 Model evaluation indicators

In our experiments, we use the PPL (Perplexity) and ACC (Accuracy) as rubrics of model performance. The PPL calculates the average number of choices available to the model when predicting the next word with the following formula. The lower the value of the PPL, the better the model is.

$$\begin{aligned} perplexity(S) &= p \times (w_1, w_2, \dots, w_m)^{-1/m} \quad (5) \\ &= \sqrt[m]{\frac{1}{p \times (w_1, w_2, \dots, w_m)}} \\ &= \sqrt[m]{\prod_{i=1}^m \frac{1}{p(w_i | w_1, \dots, w_{i-1})}} \end{aligned}$$

where  $s$  is the current sentence,  $m$  is the length of the sentence, and  $p(w_i)$  is the probability of the  $i$ -th word.

The ACC calculate the percentage of sound judgement in all judgement cases, the formula is as follows.

## 5 Experimental

This section shows the parameters that need to be tuned in the actual training and the comparison with other models.

### 5.1 Data Preprocessing

In this paper, we use common ways to pre-process the data, such as regular expression substitution and writing full English abbreviations. As shown in the Table 1.

### 5.2 Fine-tuning of Discriminators For Prior Data Sets

In this paper, we use BERT<sub>Large</sub> as a discriminator model. Because the BERT<sub>Large</sub> model is a pre-trained model, it needs to be fine-tuned to achieve more desirable results in downstream tasks. In fine-tuning, we should update the model using a smaller learning rate and epochs. Because large

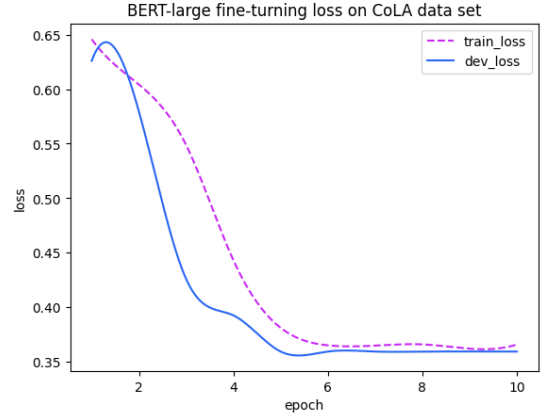


Figure 3: BERT model fine-tuned loss rate in CoLA dataset.

learning rates and epochs may lead to model non-convergence and overfitting, which may affect the performance of the model under this task.

**Results** As shown in Figure 3, we use the BERT model for fine-tuning the CoLA task. In the pre-training process, the maximum length of the tokenizer is 45 and the padding is turned on, and the size of the minibatch is 512. We used several of the most common parameter settings to fine-tune the model. As shown in Table 2, the best results are obtained at the learning rate of  $3e-5$  with epoch 5 steps. After this fine-tuning, the BERT<sub>Large</sub> model can make some judgments about grammatical plausibility.

### 5.3 Pre-warm-up Training of Generator

When pre-training the GPT-2<sub>medium</sub>, the data pre-processing is the same as before. The only difference is that GPT’s tokenizer does not auto-padding to the maximum length. We use the special token "`<|endoftext|>`" to pad sentences that are not long enough. Unlike the input to the BERT<sub>Large</sub> model, we need to input mask attention to the generator model because the GPT-2<sub>medium</sub> model is an autoregressive language model and requires masks to model the model.

**Result** As shown by Table 3, the learning rate performs best at  $1e-2$  and epoch at 10 steps. We trained the parameters of the last linear layer, which makes the model useful for subsequent supervised fine-tuning and avoids the problem of having to update the parameters of the linear layer extensively during fine-tuning.

Operation	Text
Original Text	our friends <u>won't</u> buy this analysis , let alone the next one we propose . one more pseudo generalization and <u>i 'm</u> giving up . one more pseudo generalization or <u>i 'm</u> giving up . i <u>'ll</u> fix you a drink . <u>we 're</u> dancing the night away . My little #ObsessedWith MyDog @ Cafe Solstice Capitol Hill More #tinyepic things #tinyepicwestern , this one is crazy @user I may be one of your . . Last night @ Omnia Night Club At Caesars Palace friendship at its finest. ....#pixar #toystory #buzz #woody #friends #friendship #bff... I L VE working for a <u>cause!</u> Yesterday's balloon decor for SNN 11th Annual Back 2 School Health ...
After pre-processing	our friends <u>will not</u> buy this analysis let alone the next one we propose one more pseudo generalization and <u>i am</u> giving up one more pseudo generalization or <u>i am</u> giving up i <u>will</u> fix you a drink <u>we are</u> dancing the night away My little ObsessedWithMyDog Cafe Solstice Capitol Hill More tinyepic things tinyepicwestern this one is crazy user I may be one of your Last night Omnia Night Club At Caesars Palace friendship at its finest pixar toystory buzz woody friends friendship bff I L VE working for a cause Yesterdays balloon decor for SNN 11th Annual Back 2 School Health

Table 1: Example of data pre-processing for training set in downstream tasks.

		learning rate		
		2e-5	3e-5	4e-5
epoch	5	0.378204	0.392302	0.425639
	10	0.360829	<b>0.359063</b>	0.370926
	15	0.363742	0.362149	0.360642

Table 2: Setting different parameters allows the BERT<sub>Large</sub> model to fine-tune the loss rate of the validation set in the CoLA task.

#### 5.4 Adversarial Process

As shown in Fig 1, we use this framework to adversarially perform the discriminator BERT<sub>Large</sub> and the generator GPT-2<sub>medium</sub> models. First, we search for some common text word-initial words and let GPT-2<sub>medium</sub> fill in the sentences. This data is then fed into the fine-tuned BERT<sub>Large</sub> model to determine grammatical plausibility. This data was then used to perform supervised fine-tuning of the GPT-2<sub>medium</sub> model. We use a very small learning rate and train only one round to avoid errors in the discriminator model having a significant impact on the generator model.

**Result** As shown in Table 4, we have given some examples of text generation from GPT-2<sub>medium</sub>. We then put these data into a discriminator model for syntactic plausibility determination. When the discriminator model output value is 1 or 0, it indicates that the change in sentence grammar is reasonable or unreasonable. We then subjected these labeled data to supervised fine-tuning of the GPT-2<sub>medium</sub> model. As shown in the figure 4, the

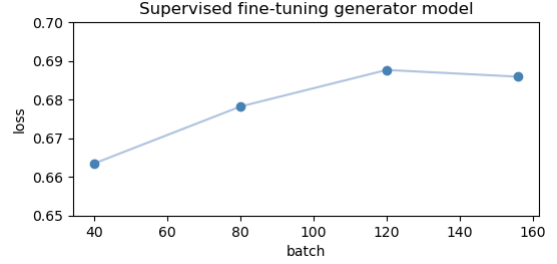


Figure 4: Supervised fine-tuning of the training loss of the GPT-2<sub>medium</sub> model.

learning rate and minibatch size of 1e-4 and 64 are used.

#### 5.5 Semi-supervised Fine-tuning Generator Model

Based on the discriminator output shown in Table 4, the sentences with label value of 1 are re-given to the generator model for pre-training. The purpose is for the generator to generate more syntactic text.

#### 5.6 Experimental Results

After a confrontation process of 156 minibatch sizes. We evaluate the performance of the fine-tuned GPT-2<sub>medium</sub> model on a test set of LAMBADA and WikiText-2.

**Result** As shown in Table 5, the GPT-2<sub>medium</sub> model after Auto-Learning was compared with the original GPT-2<sub>medium</sub> model, and we also reviewed the performance of the larger GPT-2<sub>large</sub> model on both tasks. We can see that the adversarial process with just 156 steps can produce

Model input	Loss ↓								
	lr=5e-3	lr=5e-3	lr=5e-3	lr=1e-2	lr=1e-2	lr=1e-2	lr=2e-2	lr=2e-2	lr=2e-2
	epoch=5	epoch=10	epoch=15	epoch=5	epoch=10	epoch=15	epoch=5	epoch=10	epoch=15
Token	2.3275	2.3275	2.3275	2.3275	2.3275	2.3275	2.3275	2.3275	2.3275
Token+mask attention	0.6910	0.6825	0.6722	0.6810	<b>0.6721</b>	0.6730	0.6754	0.6772	0.6772

Table 3: With all transformer block parameters of GPT-2 frozen, only the linear layer is trained to validate the results of the set on the CoLA task.

<i>G</i> Input	<i>G</i> Output	<i>D</i> Output
That	That doesn't have any significance, right?	0
It	It was a beautiful night of sunshine with some gorgeous light falling.	1
He	He said: "[W]ith this being an attack of our religion I do feel the time will not have arrived."	0
We	We have already started the implementation phase and will keep the project in mind throughout.	1
I	I've done all those jobs.	1

Table 4: No fine-tuning of the text generated by the previous GPT-2<sub>medium</sub> model. Then it is input to the discriminator for judgment.

Model	LAMBADA		WikiText-2
	PPL ↓	ACC ↑	PPL ↓
<b>Baseline</b>			
GPT-2 <sub>small</sub>	35.13	45.99	29.41
GPT-2 <sub>medium</sub>	15.60	55.48	22.76
GPT-2 <sub>large</sub>	10.87	60.12	19.93
GPT-2 <sub>xl</sub>	8.63	<b>63.24</b>	18.34
<b>Ours</b>			
Auto-Learning GPT-2 <sub>small</sub>	<b>28.42</b>	<b>46.29</b>	<b>28.31</b>
Auto-Learning GPT-2 <sub>medium</sub>	<b>14.21</b>	<b>57.20</b>	<b>21.94</b>
Auto-Learning GPT-2 <sub>large</sub>	<b>10.57</b>	<b>60.14</b>	<b>19.93</b>
Auto-Learning GPT-2 <sub>xl</sub>	<b>8.09</b>	63.23	<b>17.92</b>

Table 5: Performance of the model on a natural language generation task after 156 minibatch-sized Auto-Learning sessions.

better results without changing the model results. With enough experiments and more steps in the adversarial process, it is possible to get the GPT-2<sub>medium</sub> model to achieve the performance of the GPT-2<sub>large</sub> model.

## 5.7 Ablation Experiments

To explore the impact of each module of Auto-Learning, we will remove one by one: the fine-tuning discriminator model, the Pre-warm-up generator, and the supervised and semi-supervised fine-tuning generator models.

Model	LAMBADA		WikiText-2
	PPL ↓	ACC ↑	PPL ↓
<b>Init</b>			
Full module Auto-Learning	<b>14.21</b>	<b>57.20</b>	<b>21.94</b>
<b>Ablation Experiments</b>			
Remove D pre-training	14.80	55.94	22.46
Remove G Pre-warm-up Training	14.34	57.03	22.12
Remove supervised fine-tuning	15.12	55.62	22.70
Remove semi-supervised fine-tuning	14.42	57.04	22.08

Table 6: Remove the impact of a particular module of Aotu-learning on performance in two tasks.

**Result** As shown in Table 6, the impact of each module of Auto-Learning on the final results. As can be seen in the table, removing any module can have some impact on the final result and we believe supervised learning is necessary.

## 6 Conclusions and Future Work

In this article, **Aotu-learning** addresses the lack of data for pre-training large language models and the inability of models to learn after deployment is complete. Auto-Learning also improves the performance of natural language generation models to some extent and does not change any of the original model structures. If computational resources are sufficient, a standard GPT-3 model and a natural language understanding model of similar size can be deployed to improve the performance of the generated model using Auto-Learning, theoretically the longer the model is used, the better the model performance. Due to the scalability of **Aotu-learning**, there is no need to worry about any wasted GPU resources, it does not need to occupy the existing resources all the time.

## Ethics Statement

In this part, we discuss the potential ethical impact. The experimental data of this paper: CoLA, LAMBADA, WikiText-2, and sentences generated during the experiment. For privacy-sensitive issues, the data provider has filtered the sensitive information. This work focuses on text comprehension and does not advocate any sensitive issues.



## Acknowledgements

This research was funded by University-level scientific research project of Anhui Polytechnic University, grant number No.Xjky2020010; and Scientific Research Start-up Fund Project of Anhui Polytechnic University for Introducing Talents, grant number No.S022022067.

## References

- Neena Aloysius, Geetha M, and Prema Nedungadi. 2021. [Incorporating relative position information in transformer-based sign language recognition and translation](#). *IEEE Access*, 9:145929–145942.
- Ye Bai, Jiangyan Yi, Jianhua Tao, Zhengkun Tian, Zhengqi Wen, and Shuai Zhang. 2021. [Fast end-to-end speech recognition via non-autoregressive models and cross-modal knowledge transferring from bert](#). *IEEE/ACM Transactions on Audio, Speech, and Language Processing*, 29:1897–1911.
- Tom B. Brown, Benjamin Mann, Nick Ryder, Melanie Subbiah, Jared Kaplan, Prafulla Dhariwal, Arvind Neelakantan, Pranav Shyam, Girish Sastry, Amanda Askell, Sandhini Agarwal, Ariel Herbert-Voss, Gretchen Krueger, Tom Henighan, Rewon Child, Aditya Ramesh, Daniel M. Ziegler, Jeffrey Wu, Clemens Winter, Christopher Hesse, Mark Chen, Eric Sigler, Mateusz Litwin, Scott Gray, Benjamin Chess, Jack Clark, Christopher Berner, Sam McCandlish, Alec Radford, Ilya Sutskever, and Dario Amodei. 2020. [Language models are few-shot learners](#).
- Tripti Choudhary, Vishal Goyal, and Atul Bansal. 2023. [Wtasr: Wavelet transformer for automatic speech recognition of indian languages](#). *Big Data Mining and Analytics*, 6(1):85–91.
- Kevin Clark, Minh-Thang Luong, Quoc V. Le, and Christopher D. Manning. 2020. [Electra: Pre-training text encoders as discriminators rather than generators](#). In *International Conference on Learning Representations*.
- Feng Deng, Changchun Bao, and W. Bastiaan Kleijn. 2015. [Sparse hidden markov models for speech enhancement in non-stationary noise environments](#). *IEEE/ACM Transactions on Audio, Speech, and Language Processing*, 23(11):1973–1987.
- Jacob Devlin, Ming-Wei Chang, Kenton Lee, and Kristina Toutanova. 2019. [BERT: Pre-training of deep bidirectional transformers for language understanding](#). In *Proceedings of the 2019 Conference of the North American Chapter of the Association for Computational Linguistics: Human Language Technologies, Volume 1 (Long and Short Papers)*, pages 4171–4186, Minneapolis, Minnesota. Association for Computational Linguistics.
- Ian J. Goodfellow, Jean Pouget-Abadie, Mehdi Mirza, Bing Xu, David Warde-Farley, Sherjil Ozair, Aaron Courville, and Yoshua Bengio. 2014a. [Generative adversarial nets](#). In *Proceedings of the 27th International Conference on Neural Information Processing Systems - Volume 2, NIPS'14*, page 2672–2680, Cambridge, MA, USA. MIT Press.
- Ian J. Goodfellow, Jean Pouget-Abadie, Mehdi Mirza, Bing Xu, David Warde-Farley, Sherjil Ozair, Aaron Courville, and Yoshua Bengio. 2014b. [Generative adversarial nets](#). In *Proceedings of the 27th International Conference on Neural Information Processing Systems - Volume 2, NIPS'14*, page 2672–2680, Cambridge, MA, USA. MIT Press.
- Jonathan Ho, Ajay Jain, and Pieter Abbeel. 2020. [Denoising diffusion probabilistic models](#). In *Advances in Neural Information Processing Systems*, volume 33, pages 6840–6851. Curran Associates, Inc.
- Songfang Huang and Steve Renals. 2010. [Hierarchical bayesian language models for conversational speech recognition](#). *IEEE Transactions on Audio, Speech, and Language Processing*, 18(8):1941–1954.
- Phillip Isola, Jun-Yan Zhu, Tinghui Zhou, and Alexei A. Efros. 2016. [Image-to-image translation with conditional adversarial networks](#). *2017 IEEE Conference on Computer Vision and Pattern Recognition (CVPR)*, pages 5967–5976.
- Xiaoqi Jiao, Yichun Yin, Lifeng Shang, Xin Jiang, Xiao Chen, Linlin Li, Fang Wang, and Qun Liu. 2020. [TinyBERT: Distilling BERT for natural language understanding](#). In *Findings of the Association for Computational Linguistics: EMNLP 2020*, pages 4163–4174, Online. Association for Computational Linguistics.
- Thomas N Kipf and Max Welling. 2016. [Variational graph auto-encoders](#). *NIPS Workshop on Bayesian Deep Learning*.
- Zhenzhong Lan, Mingda Chen, Sebastian Goodman, Kevin Gimpel, Piyush Sharma, and Radu Soricut. 2020. [Albert: A lite bert for self-supervised learning of language representations](#). In *International Conference on Learning Representations*.
- Zekang Li, Zongjia Li, Jinchao Zhang, Yang Feng, and Jie Zhou. 2021. [Bridging text and video: A universal multimodal transformer for audio-visual scene-aware dialog](#). *IEEE/ACM Transactions on Audio, Speech, and Language Processing*, 29:2476–2483.
- Peter J. Liu\*, Mohammad Saleh\*, Etienne Pot, Ben Goodrich, Ryan Sepassi, Lukasz Kaiser, and Noam Shazeer. 2018. [Generating wikipedia by summarizing long sequences](#). In *International Conference on Learning Representations*.
- Stephen Merity, Caiming Xiong, James Bradbury, and Richard Socher. 2016. [Pointer sentinel mixture models](#).

- Maciej Niedźwiecki, Marcin Ciolek, and Krzysztof Cisowski. 2015. [Elimination of impulsive disturbances from stereo audio recordings using vector autoregressive modeling and variable-order kalman filtering](#). *IEEE/ACM Transactions on Audio, Speech, and Language Processing*, 23(6):970–981.
- Denis Paperno, Germán Kruszewski, Angeliki Lazaridou, Ngoc Quan Pham, Raffaella Bernardi, Sandro Pezzelle, Marco Baroni, Gemma Boleda, and Raquel Fernandez. 2016. [The LAMBADA dataset: Word prediction requiring a broad discourse context](#). In *Proceedings of the 54th Annual Meeting of the Association for Computational Linguistics (Volume 1: Long Papers)*, pages 1525–1534, Berlin, Germany. Association for Computational Linguistics.
- Matthew E. Peters, Mark Neumann, Mohit Iyyer, Matt Gardner, Christopher Clark, Kenton Lee, and Luke Zettlemoyer. 2018. [Deep contextualized word representations](#). In *Proceedings of the 2018 Conference of the North American Chapter of the Association for Computational Linguistics: Human Language Technologies, Volume 1 (Long Papers)*, pages 2227–2237, New Orleans, Louisiana. Association for Computational Linguistics.
- Qingfu Qi, Liyuan Lin, Rui Zhang, and Chengrong Xue. 2022. [Medt: Using multimodal encoding-decoding network as in transformer for multimodal sentiment analysis](#). *IEEE Access*, 10:28750–28759.
- Alec Radford and Karthik Narasimhan. 2018. Improving language understanding by generative pre-training.
- Alec Radford, Jeff Wu, Rewon Child, David Luan, Dario Amodei, and Ilya Sutskever. 2019. Language models are unsupervised multitask learners.
- Colin Raffel, Noam Shazeer, Adam Roberts, Katherine Lee, Sharan Narang, Michael Matena, Yanqi Zhou, Wei Li, and Peter J. Liu. 2020. [Exploring the limits of transfer learning with a unified text-to-text transformer](#). *Journal of Machine Learning Research*, 21(140):1–67.
- Tim Salimans, Ian Goodfellow, Wojciech Zaremba, Vicki Cheung, Alec Radford, and Xi Chen. 2016. Improved techniques for training gans. In *Proceedings of the 30th International Conference on Neural Information Processing Systems, NIPS’16*, page 2234–2242, Red Hook, NY, USA. Curran Associates Inc.
- Matt Shannon, Heiga Zen, and William Byrne. 2013. [Autoregressive models for statistical parametric speech synthesis](#). *IEEE Transactions on Audio, Speech, and Language Processing*, 21(3):587–597.
- Ashish Vaswani, Noam Shazeer, Niki Parmar, Jakob Uszkoreit, Llion Jones, Aidan N Gomez, Łukasz Kaiser, and Illia Polosukhin. 2017. [Attention is all you need](#). In *Advances in Neural Information Processing Systems*, volume 30. Curran Associates, Inc.
- Alex Wang, Amanpreet Singh, Julian Michael, Felix Hill, Omer Levy, and Samuel Bowman. 2018. [GLUE: A multi-task benchmark and analysis platform for natural language understanding](#). In *Proceedings of the 2018 EMNLP Workshop BlackboxNLP: Analyzing and Interpreting Neural Networks for NLP*, pages 353–355, Brussels, Belgium. Association for Computational Linguistics.
- Chengyu Wang, Suyang Dai, Yipeng Wang, Fei Yang, Minghui Qiu, Kehan Chen, Wei Zhou, and Jun Huang. 2022. [Arobert: An asr robust pre-trained language model for spoken language understanding](#). *IEEE/ACM Transactions on Audio, Speech, and Language Processing*, 30:1207–1218.
- Alex Warstadt, Amanpreet Singh, and Samuel R. Bowman. 2019. [Neural network acceptability judgments](#). *Transactions of the Association for Computational Linguistics*, 7:625–641.
- Zhilin Yang, Zihang Dai, Yiming Yang, Jaime Carbonell, Ruslan Salakhutdinov, and Quoc V. Le. 2019. [XLNet: Generalized Autoregressive Pretraining for Language Understanding](#). Curran Associates Inc., Red Hook, NY, USA.
- Fu-Hao Yu, Kuan-Yu Chen, and Ke-Han Lu. 2022. [Non-autoregressive asr modeling using pre-trained language models for chinese speech recognition](#). *IEEE/ACM Transactions on Audio, Speech, and Language Processing*, 30:1474–1482.
- Zhuosheng Zhang, Yuwei Wu, Junru Zhou, Sufeng Duan, Hai Zhao, and Rui Wang. 2022. [Sg-net: Syntax guided transformer for language representation](#). *IEEE Transactions on Pattern Analysis and Machine Intelligence*, 44(6):3285–3299.
- Liu Zhuang, Lin Wayne, Shi Ya, and Zhao Jun. 2021. [A robustly optimized BERT pre-training approach with post-training](#). In *Proceedings of the 20th Chinese National Conference on Computational Linguistics*, pages 1218–1227, Huhhot, China. Chinese Information Processing Society of China.
- Ozan Özdemiř, Matthias Kerzel, Cornelius Weber, Jae Hee Lee, and Stefan Wermter. 2022. [Language model-based paired variational autoencoders for robotic language learning](#). *IEEE Transactions on Cognitive and Developmental Systems*, pages 1–1.