

Towards Better Time Series Contrastive Learning: A Dynamic Bad Pair Mining Approach

Xiang Lan¹, Hanshu Yan², Shenda Hong^{3*}, Mengling Feng^{1*}

¹Saw Swee Hock School of Public Health & Institute of Data Science, National University of Singapore

²ByteDance

³National Institute of Health Data Science, Peking University

¹{ephlanx, ephfm}@nus.edu.sg, ²hanshu.yan@bytedance.com, ³hongshenda@pku.edu.cn

Abstract

Not all positive pairs are beneficial to time series contrastive learning. In this paper, we study two types of bad positive pairs that impair the quality of time series representation learned through contrastive learning (*i.e.*, noisy positive pair and faulty positive pair). We show that, with the presence of noisy positive pairs, the model tends to simply learn the pattern of noise (Noisy Alignment). Meanwhile, when faulty positive pairs arise, the model spends considerable efforts aligning non-representative patterns (Faulty Alignment). To address this problem, we propose a Dynamic Bad Pair Mining (DBPM) algorithm, which reliably identifies and suppresses bad positive pairs in time series contrastive learning. DBPM utilizes a memory module to track the training behavior of each positive pair along training process. This allows us to identify potential bad positive pairs at each epoch based on their historical training behaviors. The identified bad pairs are then down-weighted using a transformation module. Our experimental results show that DBPM effectively mitigates the negative impacts of bad pairs, and can be easily used as a plug-in to boost performance of state-of-the-art methods. Codes will be made publicly available.

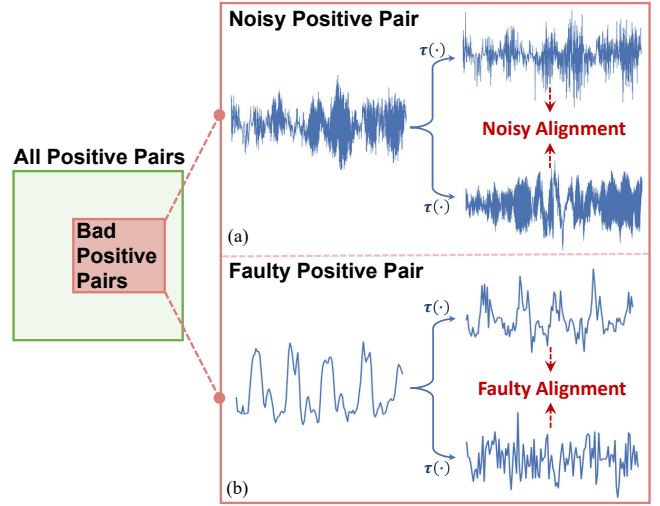


Figure 1: **Motivation:** Bad positive pair problem in time series contrastive learning: (a) **Noisy Positive Pairs** arise when raw signals are too noisy, where the contrastive model mainly learns the pattern of noise (Noisy Alignment). (b) **Faulty Positive Pairs** occur when data augmentations alter the semantic meaning of raw signal, where the contrastive model learns to align irrelevant patterns (Faulty Alignment). τ denotes random data augmentation function.

1 Introduction

Time series representation learning plays an important role in various application domains such as healthcare, finance, and management [Ghassemi *et al.*, 2015; Kim, 2003; Cuaresma *et al.*, 2004]. When training deep models for time series representation learning in a supervised manner, it generally requires a large number of high-quality labels to achieve a good generalizability. Unlike images that have human recognizable patterns, time series data are more difficult to understand and often require intensive expert efforts for annotation. Consequently, a significant amount of collected time series data are unlabeled in real-world applications [Ching *et al.*, 2018].

*Corresponding Authors
Preprint. Under review.

For example, despite thousands of cardiac signals (*e.g.*, ECG) are daily collected by hospitals, these data are mostly stored without annotation [Lan *et al.*, 2022].

Recently, a few studies have shown that self-supervised contrastive learning is a promising way to make use of unlabeled time series, thereby improving the performance of downstream tasks (*e.g.*, time series classification) [Oord *et al.*, 2018; Tonekaboni *et al.*, 2021; Yue *et al.*, 2022; Eldele *et al.*, 2021; Yang and Hong, 2022; Woo *et al.*, 2022]. The key concept of time series contrastive learning is to capture the meaningful underlying information shared between views (usually generated by random data augmentation), such that the learned representations are discriminative among time series. To accomplish this objective, existing contrastive methods comply with an assumption that views from the same instance (*i.e.*, positive pair) share meaningful semantic information [Chen *et al.*, 2020; He *et al.*, 2020; Chen and He, 2021; Wen and Li, 2021].

But what would happen if this assumption is violated? Recent studies [Morgado et al., 2021; Chuang et al., 2022] point out the faulty view problem in image contrastive learning, where the effectiveness of the contrastive learning models will suffer when two views generated from the same image do not share meaningful information (e.g., an unrelated cat-dog pair cropped from the same image). In other words, not all positive pairs are beneficial to contrastive learning. We extend this line of work to time series contrastive learning, and investigate what kind of pairs are detrimental to the learning process. Specifically, we find two types of positive pair that violate the assumption and, thus, compromise the quality of the learned time series representation:

- **Noisy Positive Pairs:** As shown in Figure 1 (a), these pairs may arise when the raw signal is quite noisy, where it results in two noisy contrasting views. In this case, the shared information between views is mainly noise. This leads to a noisy alignment, in which the model simply learns the pattern of noise rather than the true signal.
- **Faulty Positive Pairs:** As shown in Figure 1 (b), due to the sensitiveness of time series, data augmentation could alter or impair the semantic information contained in raw signal and thus produce faulty views. In such a case, views are not providing useful information to each other. This results in a faulty alignment where the model learns the meaningless pattern shared between views.

For clarity, we refer to these two extreme cases as bad positive pair problem in time series contrastive learning. An intuitive solution is to suppress bad positive pairs during contrastive training, however, directly identifying bad positive pairs in real-world datasets is challenging for two reasons. First, for noisy positive pairs, it is often infeasible to measure the noise level given a signal from a real-world dataset. Second, for faulty positive pairs, one will not be able to identify if the semantic meaning of views are changed without the ground truth.

Therefore, in this work, we start by investigating the training behavior of contrastive learning models in the presence of bad positive pairs using simulated data. Specifically, we construct a simulated dataset that consists of three pre-defined pair types: normal positive pair, noisy positive pair, and faulty positive pair. This allows us to preliminarily explore the contrastive model’s reaction (i.e., training loss) to bad positive pairs. As illustrated in Figure 2, we find that noisy positive pairs exhibit relatively small contrastive losses throughout the training process. On the contrary, faulty positive pairs are often associated with large contrastive losses during training.

Inspired by this observation, we further design a dynamic bad pair mining (DBPM) algorithm. The proposed DBPM algorithm addresses the bad positive pair problem with a simple concept: **identify and suppress**. Specifically, DBPM aims for reliable bad positive pair mining and down-weighting in the contrastive training. To this end, DBPM first utilizes a *memory module* to track the training behavior of each pair along training process. The memory module allows us to identify potential bad positive pairs at each training epoch based on their historical training behaviors. Such a dynamic mining scheme makes the identification more reliable. For

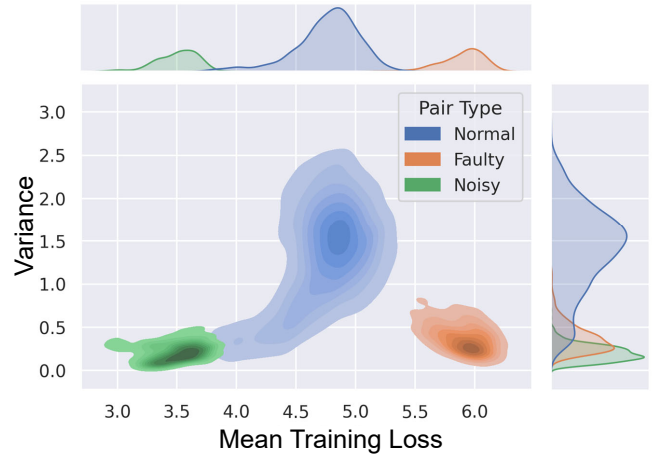


Figure 2: **Observation:** During training, noisy positive pairs (green cluster) exhibit relatively small contrastive losses, whereas faulty positive pairs (orange cluster) tend to have large contrastive losses.

example, a pair that has high contrastive losses throughout the training procedure is more likely to be a faulty positive pair than one that occasionally shows a high contrastive loss at just a few training epochs. In addition, we design a *transformation module* to estimate suppressing weights for bad positive pairs. With this design, DBPM reliably reduces negative effects of bad positive pairs in the learning process, which in turn improves the quality of learned representations of time series.

Overall, our contributions are summarized as follows.

- To the best of our knowledge, this is the first study to investigate the bad positive pair problem exists in time series contrastive learning.
- We propose DBPM, a simple yet effective algorithm that dynamically deals with potential bad positive pairs along the contrastive learning process, thereby improving the quality of learned time series representations.
- We verify the effectiveness of DBPM in three real-world time series datasets, and empirically demonstrate that DBPM can be easily used as a plug-in to improve the performance of existing state-of-the-art methods.

2 Related Works

2.1 Self-Supervised Contrastive Learning

Contrastive learning aims to maximize the agreement between different yet related views from the same instance (i.e., positive pairs), since they are assumed to share the meaningful underlying semantics [Chen et al., 2020; He et al., 2020; Zbontar et al., 2021; Grill et al., 2020]. By minimizing the InfoNCE loss [Oord et al., 2018], the contrastive model forces positive pairs to align in representation space. Therefore, the success of contrastive learning heavily relies on the view design, while training on inappropriate views can be detrimental to model performance [Wang and Qi, 2022a; Tian et al., 2020; Wen and Li, 2021].

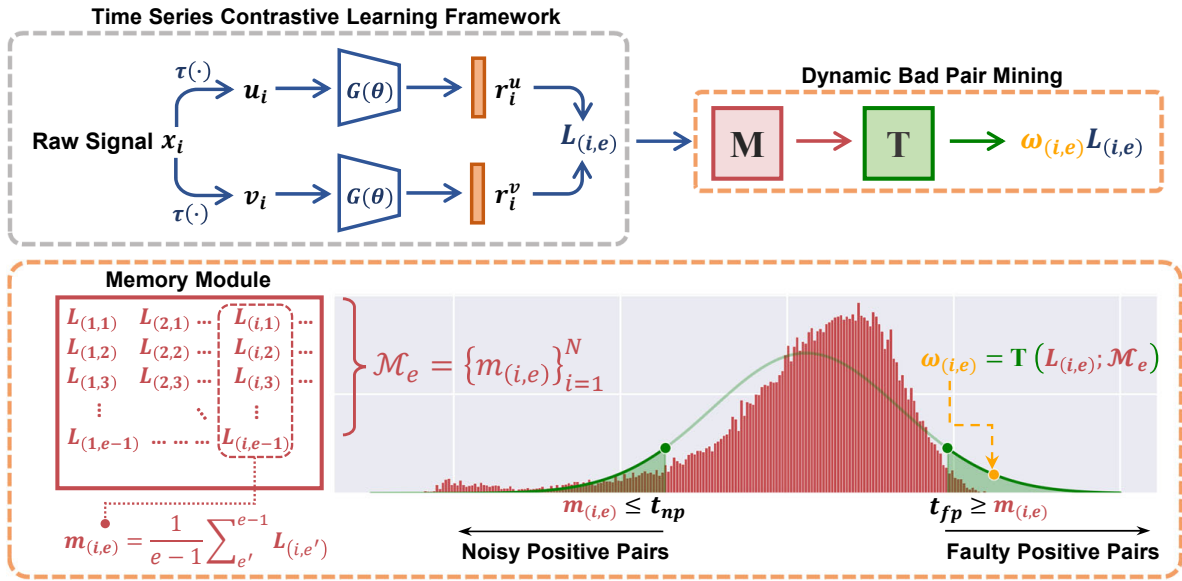


Figure 3: Graphical illustration of time series contrastive learning with DBPM. DBPM consists of a *memory module* **M** and a *transformation module* **T**. **M** records the training behaviors of each positive pair along training procedure, and generates a global statistic \mathcal{M}_e for identifying potential bad positive pairs at each epoch. These pairs are then re-weighted using the weight (e.g., $w_{(i,e)}$) estimated from **T**. DBPM is simple yet effective, and can be easily integrated into existing frameworks to improve their performance (as shown in upper orange box).

A few prior works in vision domain explored potential faulty positive pairs problem. RINCE [Chuang *et al.*, 2022] alleviated this problem by designing a symmetrical InfoNCE loss function that is robust to faulty views. Weighted xID [Morgado *et al.*, 2021] then down-weighted suspicious audio-visual pairs in audio-visual correspondence learning. Our DBPM differs from both RINCE and Weighted xID in two main aspects. First, DBPM is designed for time series contrastive learning, in which not only faulty positive pairs arise, but also noisy positive pairs exist. Our DBPM is capable of handling both two types of bad pair simultaneously. Furthermore, DBPM identifies bad positive pairs based on their historical training behaviors in a dynamic manner, which allows more reliable identification of potential bad positive pairs.

2.2 Time Series Contrastive Learning

Several recent studies have demonstrated that contrastive learning is a prominent self-supervised approach for time series representation learning. For example, TSTCC [Eldele *et al.*, 2021] proposed temporal and contextual contrasting that worked with a weak-strong augmentation strategy to learn discriminative time series representation. BTSF [Yang and Hong, 2022] presented a bilinear temporal-spectral fusion module that utilized the temporal-spectral affinities to improve the expressiveness of the representations. CoST [Woo *et al.*, 2022] applied contrastive learning to learn disentangled seasonal-trend representations for long sequence time series forecasting. TS2Vec [Yue *et al.*, 2022] utilized hierarchical contrasting over augmented context views such that the learned contextual representation for each timestamp is robust. These methods did not consider bad positive pairs problem that is detrimental to time series contrastive learning. We empirically show that DBPM consistently performs better

than baseline methods, and can be easily integrated into current state-of-the-art methods to improve their performance.

2.3 Learning with Label Error

Based on the fact that contrasting views provide supervision information to each other [Wang *et al.*, 2022], we relate the bad positive pair problem to the label error problem in supervised learning. Works in [Swayamdipta *et al.*, 2020; Shen and Sanghavi, 2019] showed that data with label error exhibits different training behaviors compared to normal data. Inspired by these observations, we analyzed the training behavior (e.g., individual pair loss and its variance during training) of bad positive pair using simulated data, and further design DBPM to dynamically deal with bad positive pairs based on observations.

3 Methods

In this section, we start by theoretically analyzing the disadvantage of current time series contrastive learning when bad positive pairs are present. Then, we verify our hypothesis and study the training behaviors of bad positive pairs using a specially designed simulated dataset. We next propose DBPM algorithm to mitigate the negative effects of potential bad positive pairs in real-world datasets. Figure 3 provides an overview of the proposed DBPM algorithm.

3.1 Problem Definition

We represent the original time series as $x \in \mathbb{R}^{C \times K}$, where C is the number of channels and K is the length of the time series. Given a set of time series \mathcal{X} , the goal of time series contrastive learning is to learn an encoder $G(\theta)$ that projects each x from the input space to its representation $r \in \mathbb{R}^H$, where H is the dimension of the representation vector.

We use the well-accepted linear evaluation protocol [Chen *et al.*, 2020; Eldele *et al.*, 2021; Yue *et al.*, 2022] to evaluate the quality of learned time series representations. Specifically, given the training dataset $\mathcal{X}_{\text{train}} = \{X_{\text{train}}, Y_{\text{train}}\}$ and the test dataset $\mathcal{X}_{\text{test}} = \{X_{\text{test}}, Y_{\text{test}}\}$, the encoder $G(\theta)$ is first trained on training data $\{X_{\text{train}}\}$. $G(\theta)$ parameters are then fixed and only used to generate training representations $R_{\text{train}} = \{G(X_{\text{train}}|\theta)\}$. Following this, a linear classifier $F(\theta_{lc})$ is trained using $\{R_{\text{train}}, Y_{\text{train}}\}$. Lastly, the quality of representations is evaluated with predefined metrics on the test dataset, *i.e.*, $\text{Metric}(F(G(X_{\text{test}}|\theta)|\theta_{lc}), Y_{\text{test}})$.

3.2 Analysis: Time Series Contrastive Learning

Here we theoretically analyze how noisy positive pairs and faulty positive pairs could affect the representation learning process. For simplicity, we use a simple InfoNCE-based time series contrastive learning baseline (as shown in the grey box in Figure 3) for analysis.

Preliminaries. Consider a training time series $x_i \in \mathbb{R}^{C \times K}$ in a training set X_{train} with N instance, the time series contrastive learning framework first applies a random data augmentation function $\tau(\cdot)$ to generate two different views from original data $(u_i, v_i) = \tau(x_i)$ (*i.e.*, positive pair). These two views are then projected to representation space by the time series encoder $(\mathbf{r}_i^u, \mathbf{r}_i^v) = (G(u_i|\theta), G(v_i|\theta))$. The time series encoder is learnt to maximize the agreement between positive pair (u_i, v_i) by minimizing the contrastive loss (*i.e.*, InfoNCE):

$$\mathcal{L}_{(u_i, v_i)} = -\log \frac{\exp(\mathbf{s}(\mathbf{r}_i^u, \mathbf{r}_i^v)/t)}{\exp(\mathbf{s}(\mathbf{r}_i^u, \mathbf{r}_i^v)/t) + \sum_{j=1}^N \exp(\mathbf{s}(\mathbf{r}_i^u, \mathbf{r}_j^{v-})/t)}, \quad (1)$$

where $\mathbf{s}(\mathbf{r}^u, \mathbf{r}^v) = (\mathbf{r}^{u\top} \mathbf{r}^v) / \|\mathbf{r}^u\| \|\mathbf{r}^v\|$ is a score function that calculates the dot product between ℓ_2 normalized representation \mathbf{r}^u and \mathbf{r}^v . $(\mathbf{r}_i^u, \mathbf{r}_j^{v-})$ denotes representations from different time series (*i.e.*, negative pairs). t is a temperature parameter.

Noisy Alignment. Let us consider the noisy positive pair problem. According to [Wen and Li, 2021], each input data can be represent in the form of $x_i = z_i + \xi_i$, where $z_i \sim \mathcal{D}_z$ denotes the true signal that contains the desired features we want the encoder $G(\theta)$ to learn, and $\xi_i \sim \mathcal{D}_\xi$ is the spurious dense noise. We hypothesize that the noisy positive pair problem is likely to occur on x_i when $\xi_i \gg z_i$. The noisy raw signal will produce noisy views after data augmentation (*i.e.*, $\xi_i^u \gg z_i^u$ and $\xi_i^v \gg z_i^v$). Further, we know that minimizing the contrastive loss is equivalent to maximize the mutual information between the representations of two views [Tian *et al.*, 2020]. Therefore, when noisy positive pairs present, $\arg \max_{\theta} (I(G(u_i|\theta); G(v_i|\theta)))$ is approximate to $\arg \max_{\theta} (I(G(\xi_i^u|\theta); G(\xi_i^v|\theta)))$. This results in noisy alignment, where only patterns from the noise are learned by the encoder.

Faulty Alignment. Now, we consider the faulty positive pair problem. In view of the sensitivity of time series, it is possible that random data augmentations (*e.g.*, permutation, cropping [Um *et al.*, 2017]) alter or impair the semantic information contained in the original time series, thus

producing faulty views. Suppose $x_i = z_i + \xi_i$, $z_i \sim \mathcal{D}_z$, and v_i is the over-augmented view and loses original semantic information contained in x_i , while u_i does not (*i.e.*, $z_i^u \sim \mathcal{D}_z$, $z_i^v \sim \mathcal{D}_{\text{unknown}}$). Take partial derivatives of $\mathcal{L}_{(u_i, v_i)}$ w.r.t. \mathbf{r}_i^u (we provide full derivation in Appendix), we have

$$-\frac{\partial \mathcal{L}}{\partial \mathbf{r}_i^u} = \frac{1}{t} \left[\mathbf{r}_i^v - \sum_{j=0}^N \mathbf{r}_j^{v-} \frac{\exp(\mathbf{r}_i^{u\top} \mathbf{r}_j^{v-}/t)}{\sum_{j=0}^N \exp(\mathbf{r}_i^{u\top} \mathbf{r}_j^{v-}/t)} \right]. \quad (2)$$

When v_i is a faulty view, \mathbf{r}_i^v provides a false supervision signal to $G(\theta)$ to learn \mathbf{r}_i^u . In such a case, $\arg \max_{\theta} (I(\mathbf{r}_i^u; \mathbf{r}_i^v))$ is approximate to $\arg \max_{\theta} (I(G(z_i^u|\theta); G(z_i^v|\theta)))$, where $G(\theta)$ extracts wrong or meaningless shared information between u_i and v_i , leading to a faulty alignment. This analysis can also be applied to situations where u_i is a faulty view, or where both u_i and v_i are faulty views. Moreover, we hypothesize that representations from faulty positive pairs often exhibit low similarity (*i.e.*, $\mathbf{s}(\mathbf{r}_i^u, \mathbf{r}_i^v) \downarrow$), as their temporal patterns are different. This means the encoder will place larger gradient on faulty positive pairs, which exacerbates the faulty alignment.

3.3 Empirical Evidence

We build a simulated dataset to verify our hypothesis and observe training behaviors of bad positive pairs. In particular, we focus on the mean and variance of training loss for bad positive pairs across training epochs. We pre-define three types of positive pair in our simulated dataset: normal positive pair, noisy positive pair, and faulty positive pair. In order to simulate noisy positive pairs, we assume that the noise level of a signal depends on its Signal-to-Noise Ratio (SNR). By adjusting the SNR, we can generate time series with varying levels of noise, from clean (*i.e.*, $\text{SNR} > 1$) to extremely noisy (*i.e.*, $\text{SNR} < 1$). To simulate faulty positive pairs, we randomly select a portion of data and alter their temporal features to produce faulty views. See Appendix for detailed bad positive pairs simulation process.

Our main observation is illustrated in Figure 2. We find that noisy positive pairs exhibit a relatively small loss and variance throughout the training process (the green cluster). In Appendix, we further demonstrate that representations learned from noisy positive pairs fall into a small region in the latent space, which means the model collapses to a trivial solution. This confirms our hypothesis regarding noisy alignment, in which the model simply excavates information from noise. In contrast, faulty positive pairs are often associated with large contrastive loss and small variance during training (the orange cluster), which implies that the faulty positive pair is difficult to align. This supports our hypothesis regarding faulty alignment, where the model expends considerable effort trying to align the irrelevant patterns.

3.4 Dynamic Bad Pair Mining

Based on the theoretical analysis and empirical observations, we propose a Dynamic Bad Pair Mining (DBPM) algorithm to mitigate negative effects caused by bad positive pairs. The idea behind DBPM is simple: dynamically identify and suppress bad positive pairs to reduce their impact on the representation learning process.

Identification. For the purpose of identifying possible bad positive pairs in real-world datasets, we first employ a memory module \mathbf{M} to track individual training behavior at each training epoch. Specifically, $\mathbf{M} \in \mathbb{R}^{N \times E}$ is a look-up table, where N is the number of training samples and E is the number of maximum training epoch. For i -th positive pair (u_i, v_i) , $\mathbf{M}_{(i,e)}$ is updated with its contrastive loss $\mathcal{L}_{(i,e)}$ at e -th training epoch, which is calculated by Eq. 1. Then, we summarize the historical training behavior of i -th pair by taking the mean training loss of (u_i, v_i) before e -th epoch ($e > 1$):

$$m_{(i,e)} = \frac{1}{e-1} \sum_{e'=1}^{e-1} \mathcal{L}_{(i,e')}. \quad (3)$$

Therefore, at e -th training epoch, \mathbf{M} will generate a global statistic $\mathcal{M}_e = \{m_{(i,e)}\}_{i=1}^N$ describing historical training behaviors of all positive pairs. Once the \mathcal{M}_e is obtained, we use its mean and standard deviation as the descriptor for the global statistic at e -th epoch:

$$\mu_e = \frac{1}{N} \sum_{i=1}^N m_{(i,e)}, \quad \sigma_e = \sqrt{\frac{\sum_{i=1}^N (m_{(i,e)} - \mu_e)^2}{N}}. \quad (4)$$

In order to identify potential bad positive pairs, we must determine a threshold that differentiates them from normal positive pairs. We define the threshold for noisy positive pair and faulty positive pair as:

$$t_{np} = \mu_e - \beta_{np}\sigma_e, \quad t_{fp} = \mu_e + \beta_{fp}\sigma_e. \quad (5)$$

At e -th training epoch, we identify noisy positive pairs with a mean historical contrastive loss $m_{(i,e)}$ lower than t_{np} , while pairs with a mean historical contrastive loss $m_{(i,e)}$ larger than t_{fp} are identified as faulty positive pairs. Note that β_{np} and β_{fp} are hyper-parameters that determine thresholds. In practice, as a simple heuristic, we set β_{np} and β_{fp} within the range $[1, 3]$ and find it generally works well. See Section 4.6 for further analysis on effects of β_{np} and β_{fp} . In this way, we are able to dynamically identify potential bad positive pairs at each training epoch according to their historical training behavior, which in turn makes the identification more reliable.

Weight Estimation. Next, we design a transformation module \mathbf{T} to estimate suppression weights for bad positive pairs at each training epoch. We formulate the weight estimation from the transformation module \mathbf{T} as:

$$w_{(i,e)} = \begin{cases} 1, & \text{if } \mathbb{1}_i = 0 \\ \mathbf{T}(\mathcal{L}_{(i,e)}; \mathcal{M}_e), & \text{if } \mathbb{1}_i = 1, \end{cases} \quad (6)$$

where $\mathbb{1}_i$ is a indicator that is set to 1 if i -th pair is bad positive pair, 0 otherwise. \mathbf{T} maps the training loss of i -th positive pair at e -th epoch into a weight $w_{(i,e)} \in (0, 1)$. Inspired by the mean training loss distribution from empirical evidence, we set \mathbf{T} as a Gaussian Probability Density Function. Therefore, when i -th pair is identified as bad positive pair at e -th epoch, its corresponding weight $w_{(i,e)}$ is estimated by:

$$\mathbf{T}(\mathcal{L}_{(i,e)}; \mathcal{M}_e) = \frac{1}{\sigma_e \sqrt{2\pi}} \exp\left(-\frac{(\mathcal{L}_{(i,e)} - \mu_e)^2}{2\sigma_e^2}\right). \quad (7)$$

By using this function, we assume the global statistic \mathcal{M}_e at each epoch follows a normal distribution with a mean μ_e

Algorithm 1: Dynamic Bad Pair Mining

```

1 Input: Time series encoder  $G(\theta)$ ,
2 Training dataset  $X_{\text{train}}$  with  $N$  instance,
3 Memory module  $\mathbf{M}$ ,
4 Transformation module  $\mathbf{T}$ ,
5  $\beta_{np}$  for noisy positive pairs identification,
6  $\beta_{fp}$  for faulty positive pairs identification,
7 Temperature  $t$  for contrastive loss.
8 Output: Learnt  $G(\theta)$ .
9 while  $e < \text{MaxEpoch}$  do
10   if  $e > \text{WarmupEpoch}$  then
11     for  $i = 1$  to  $N$  do
12        $m_{(i,e)} = \frac{1}{e-1} \sum_{e'=1}^{e-1} \mathbf{M}_{(i,e')}$ 
13     end
14      $\mu_e = \text{Mean}(\mathcal{M}_e)$ 
15      $\sigma_e = \text{StandardDeviation}(\mathcal{M}_e)$ 
16      $t_{np} = \mu_e - \beta_{np}\sigma_e$ 
17      $t_{fp} = \mu_e + \beta_{fp}\sigma_e$ 
18   end
19   for  $i = 1$  to  $N$  do
20      $u_i, v_i \leftarrow \tau(x_i)$ 
21      $\mathbf{r}_i^u \leftarrow G(x_i^u | \theta)$ 
22      $\mathbf{r}_i^v \leftarrow G(x_i^v | \theta)$ 
23      $\mathcal{L}_{(i,e)} \leftarrow \text{InfoNCE}(\mathbf{r}_i^u, \mathbf{r}_i^v, t)$ 
24     Update  $\mathbf{M}_{(i,e)}$  with  $\mathcal{L}_{(i,e)}$ 
25     if  $e > \text{WarmupEpoch}$  then
26       if  $m_{(i,e)} \leq t_{np}$  or  $m_{(i,e)} \geq t_{fp}$  then
27          $w_{(i,e)} \leftarrow \mathbf{T}(\mathcal{L}_{(i,e)}; \mathcal{M}_e)$ 
28          $\mathcal{L}_{(i,e)} = w_{(i,e)} \mathcal{L}_{(i,e)}$ 
29       end
30     end
31      $\theta \leftarrow \text{Optimizer}(\mathcal{L}_{(i,e)}, \theta)$ 
32   end
33 end

```

and a variance σ_e^2 . As such, the weight of a bad positive pair is the probability density of $\mathcal{N} \sim (\mu_e, \sigma_e^2)$ that is approximately proportional to the pair loss. This ensures bad positive pairs receive a smooth weight reduction, thereby suppressing their effects. Additionally, the transformation module provides flexibility in the selection of weight estimation functions. See Appendix for the performance comparison of DBPM equipped with other weight estimation functions.

3.5 Training

With DBPM, the contrastive model is optimized with a re-weighted loss. Formally, after initial warm-up epochs, the re-weighted loss for i -th positive pair at e -th training epoch is formulated as:

$$\mathcal{L}_{(i,e)} = \begin{cases} \mathcal{L}_{(i,e)}, & \text{if } \mathbb{1}_i = 0 \\ w_{(i,e)} \mathcal{L}_{(i,e)}, & \text{if } \mathbb{1}_i = 1. \end{cases} \quad (8)$$

The contrastive learning procedure with DBPM is summarized in Algorithm 1.

Dataset	HAR		Sleep-EDF		Epilepsy	
Metric	Accuracy	AUPRC	Accuracy	AUPRC	Accuracy	AUPRC
Supervised	92.98 \pm 0.98	96.66 \pm 0.64	82.97 \pm 0.91	78.95 \pm 0.35	97.94 \pm 0.11	99.52 \pm 0.01
Baseline	82.95 \pm 1.93	86.18 \pm 2.44	82.82 \pm 0.74	78.30 \pm 0.24	97.03 \pm 0.09	98.85 \pm 0.04
Baseline + RINCE	82.12 \pm 1.80	85.85 \pm 2.40	81.31 \pm 0.68	76.68 \pm 0.26	97.00 \pm 0.07	98.78 \pm 0.08
Baseline + DBPM	83.29 \pm 1.79	86.35 \pm 1.89	82.90 \pm 0.72	78.36 \pm 0.20	97.04 \pm 0.09	98.87 \pm 0.04
SimCLR	90.20 \pm 0.65	95.00 \pm 0.60	77.25 \pm 0.82	73.26 \pm 0.95	97.15 \pm 0.16	98.97 \pm 0.02
SimCLR + RINCE	90.07 \pm 0.90	95.07 \pm 0.55	77.60 \pm 0.81	72.85 \pm 0.71	96.99 \pm 0.19	98.91 \pm 0.05
SimCLR + DBPM	90.42 \pm 0.50	95.16 \pm 0.48	77.59 \pm 1.28	73.55 \pm 1.24	97.27 \pm 0.07	98.97 \pm 0.01
TSTCC	87.51 \pm 0.90	92.63 \pm 1.10	83.99 \pm 0.30	79.45 \pm 0.12	97.46 \pm 0.08	99.21 \pm 0.04
TSTCC + RINCE	88.76 \pm 0.58	93.07 \pm 1.71	84.03 \pm 0.56	79.47 \pm 0.28	97.37 \pm 0.18	99.22 \pm 0.01
TSTCC + DBPM	88.11 \pm 0.85	93.22 \pm 1.18	84.17 \pm 0.26	79.68 \pm 0.15	97.46 \pm 0.05	99.25 \pm 0.06

Table 1: Test Accuracy and AUPRC of linear evaluation on three real-world time series datasets.

4 Experiments

4.1 Datasets

Our model is evaluated on three real-world benchmark time series datasets: **HAR**. In the UCI Human Activity Recognition dataset [Anguita *et al.*, 2013], data is collected from wearable sensors installed on 30 subjects participating in 6 different activities, where each recording contains 9 time series with length of 128. **Epilepsy**. The Epileptic Seizure Recognition dataset [Andrzejak *et al.*, 2001] consists of brain activity recordings from 500 subjects, where each recording contains single time series with length of 178. **Sleep-EDF** [Goldberger *et al.*, 2000] contains whole-night Polysomnography (PSG) sleep recordings that categorized into 5 sleep stages. Each recording contains single time series with length of 3,000. We follow the data pre-processing steps from [Eldele *et al.*, 2021] for all these three datasets. Table 2 provides a summarization of each dataset.

Dataset	Train	Val	Test	Channels	Categories
HAR	5,881	1,471	2,947	9	6
Epilepsy	7,360	1,840	2,300	1	2
Sleep-EDF	25,612	7,786	8,910	1	5

Table 2: Statistics of each dataset.

4.2 Implementation and Technical Details

The proposed DBPM is a general algorithm that is agnostic to the architecture of encoder. That means the encoder can be any parametric model that is well suited to the properties of the time series data. In this work, our encoder $G(\theta)$ is simply built with a three-block convolutional architecture that is used in prior works [Wang *et al.*, 2017; Eldele *et al.*, 2021], and a single full-connected layer is used as the linear classifier $F(\theta_{lc})$. We set the dimension of representation to 128, and temperature $t = 0.2$ for the contrastive loss defined in Eq. 1. The encoder $G(\theta)$ is pre-trained for 60 epochs, while the linear classifier is trained for 40 epochs for the linear evaluation task. All models are trained with a batch size of 128, and optimized using Adam optimizer [Kingma

and Ba, 2015]. Experiments are conducted using PyTorch 1.11.0 [Paszke *et al.*, 2019] on a NVIDIA A100 GPU. In each experiment, we run it five times with five different seeds, and report the mean and standard deviation of the test Accuracy and AUPRC.

4.3 Baselines

DBPM is a general algorithm that can be easily integrated into existing time series contrastive learning frameworks to boost performance. Therefore, we examine the performance improvement by integrating DBPM into three contrastive frameworks:

Baseline: This refers to the simplest InfoNCE-based contrastive framework as described in Section 3.2.

SimCLR [Chen *et al.*, 2020]: SimCLR is a general contrastive learning framework that uses projected representations for contrastive loss, rather than original representations.

TSTCC [Eldele *et al.*, 2021]: TSTCC is a time series contrastive learning framework that utilizes a temporal and contextual contrasting module to learn discriminative time series representation.

In addition, we also compare DBPM with **RINCE** [Chuang *et al.*, 2022], which is a robust InfoNCE loss to deal with the faulty view problem in image contrastive learning. We compare with it by replacing the original contrastive loss in each framework to the RINCE loss.

We use the same time series augmentation function proposed in [Um *et al.*, 2017] to generate contrasting views for all experiments. See Appendix for details of the augmentation function. **Supervised** refers to the supervise training baseline, where we train the encoder $G(\theta)$ and the linear classifier $F(\theta_{lc})$ together in a supervised manner.

4.4 Linear Evaluation

We examine our approach in three time series datasets under the well-accepted linear evaluation protocol. Table 1 shows that DBPM consistently improves the performance of the InfoNCE baseline. Meanwhile, when equipped with DBPM, the performance of both SimCLR and TSTCC are boosted by a non-trivial margin. For example, after applying DBPM, the accuracy of SimCLR is increased from 77.25 to 77.59

in Sleep-EDF, while the AUPRC of TSTCC is improved from 92.63 to 93.22 in HAR. Furthermore, when comparing DBPM with RINCE, we find that DBPM outperforms RINCE in almost all experiments and brings larger performance gains to both baseline and state-of-the-art methods. There are two potential explanations for this phenomenon. Firstly, RINCE only addresses the problem of faulty positive pairs, whereas in the context of time series contrastive learning, noisy positive pairs can also undermine the models’ performance. Moreover, RINCE penalizes all positive pairs with large losses at each training epoch, which could result in an over-penalization. For example, some pairs generated by stronger augmentation while maintaining their original identity can indeed benefit contrastive learning [Tian *et al.*, 2020; Wang and Qi, 2022b], though they may have relatively larger losses at certain training epochs. Penalizing such pairs could lead to a sub-optimal performance. In contrast, DBPM takes both noisy positive pairs and faulty positive pairs into account, and dynamically identifies them based on historical training behaviors. Therefore, DBPM is more reliable in mitigating negative impacts of bad pairs and thus consistently performs well across all datasets.

4.5 Robustness Against Bad Positive Pairs

We conduct controlled experiments to analyze the impact of bad positive pairs, as well as to evaluate DBPM’s robustness to increasing numbers of bad positive pairs. Besides using Sleep-EDF that already contains an unknown number of bad positive pairs, we also use a clean simulated dataset for better observation. We control the number of bad positive pairs by randomly sampling a fraction of positive pairs and manually convert them into bad positive pairs. Specifically, we create the noisy positive pair by adding strong Gaussian noise to the signal, such that the noise overwhelms the true signal. The faulty positive pair is generated by applying over-augmentation (*e.g.*, strong random scaling) to the signal, which impairs its temporal pattern. We increase the number of bad positive pairs and see how performance changes.

Results are shown in Figure 4. In both datasets, we can observe the performance drops as the number of injected bad positive pairs increases, which indicates bad positive pairs are harmful to time series contrastive learning. Meanwhile, our DBPM shows a stronger resistance to bad positive pairs, especially in the simulated dataset. In Sleep-EDF, DBPM still consistently performs better than InfoNCE baseline. For example, when injecting 10% noisy positive pairs and 10% faulty positive pairs, DBPM outperforms InfoNCE baseline by about 2.6% (Accuracy: DBPM 55.34%, InfoNCE 52.78%). The results demonstrate that DBPM effectively mitigates the negative impacts of bad positive pairs, thus enhancing the robustness of time series contrastive learning.

4.6 Effects of Thresholds

We conduct experiments to study the effects of β_{np} and β_{fp} in Eq. 5 that determine the thresholds for identifying bad positive pairs. As we can see from Table 3, DBPM is not excessively sensitive to β_{np} and β_{fp} . We find that there is a risk of unsatisfactory results if β_{fp} is too small. For example, when $\beta_{fp} = 1$, the accuracy of DBPM is lower than the

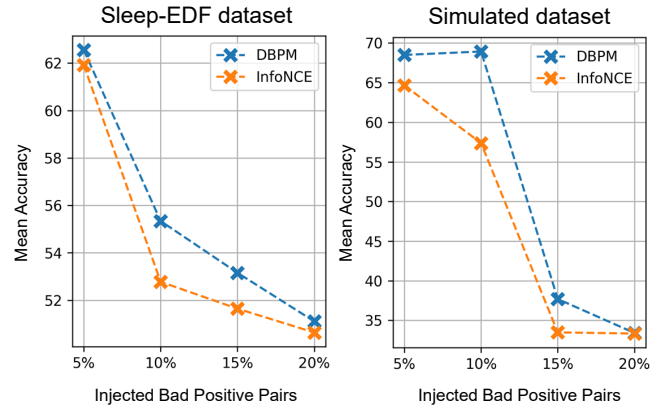


Figure 4: **Robustness against bad positive pairs.** We manually inject bad positive pairs to Sleep-EDF and simulated dataset. Our DBPM shows a stronger resistance to the presence of bad positive pairs than the InfoNCE baseline.

InfoNCE baseline (82.95 for [w/o t_{np} , w/o t_{fp}]). The reason is that a small β_{fp} means more positive pairs are identified as faulty positive pairs, which could potentially penalize normal positive pairs that are helpful to model’s performance. Meanwhile, we find that smaller β_{np} works better in the HAR dataset, which may due to there are more noisy data in the dataset. In practice, we set β_{np} and β_{fp} within the range [1, 3] and find it works well for most datasets. See Appendix for results on other datasets.

	$\beta_{np} = 1$	$\beta_{np} = 2$	$\beta_{np} = 3$	w/o t_{np}
$\beta_{fp} = 1$	82.10	81.86	81.55	81.56
$\beta_{fp} = 2$	83.22	83.06	82.93	82.92
$\beta_{fp} = 3$	83.29	83.05	82.95	82.95
w/o t_{fp}	83.28	83.02	82.97	82.95

Table 3: Mean accuracy of DBPM with different β_{np} and β_{fp} on HAR dataset.

5 Conclusion

In this paper, we investigated the bad positive pair problem in time series contrastive learning. We theoretically and empirically analyzed how noisy positive pairs and faulty positive pairs impair the quality of time series representation learned from contrastive learning. We further proposed a Dynamic Bad Pair Mining algorithm (DBPM) to address this problem and verified its effectiveness in three real-world datasets. In addition, we empirically demonstrated that DBPM can be easily integrated into state-of-the-art methods and consistently boost their performance. Moving forwards, there are two promising directions to improve DBPM. The first is to develop an automatic thresholds selection strategy with the help of decision-making methods (*e.g.*, Reinforcement Learning). Further, it is also desirable to develop a learnable weighting function. We believe that our methods pose a novel direction for developing better time series contrastive learning.

References

- [Andrzejak *et al.*, 2001] Ralph G Andrzejak, Klaus Lehnertz, Florian Mormann, Christoph Rieke, Peter David, and Christian E Elger. Indications of nonlinear deterministic and finite-dimensional structures in time series of brain electrical activity: Dependence on recording region and brain state. *Physical Review E*, 64(6):061907, 2001.
- [Anguita *et al.*, 2013] Davide Anguita, Alessandro Ghio, Luca Oneto, Xavier Parra Perez, and Jorge Luis Reyes Ortiz. A public domain dataset for human activity recognition using smartphones. In *Proceedings of the 21th international European symposium on artificial neural networks, computational intelligence and machine learning*, pages 437–442, 2013.
- [Chen and He, 2021] Xinlei Chen and Kaiming He. Exploring simple siamese representation learning. In *Proceedings of the IEEE/CVF Conference on Computer Vision and Pattern Recognition (CVPR)*, pages 15750–15758, June 2021.
- [Chen *et al.*, 2020] Ting Chen, Simon Kornblith, Mohammad Norouzi, and Geoffrey Hinton. A simple framework for contrastive learning of visual representations. In *International conference on machine learning*, pages 1597–1607. PMLR, 2020.
- [Ching *et al.*, 2018] Travers Ching, Daniel S Himmelstein, Brett K Beaulieu-Jones, Alexandr A Kalinin, Brian T Do, Gregory P Way, Enrico Ferrero, Paul-Michael Agapow, Michael Zietz, Michael M Hoffman, et al. Opportunities and obstacles for deep learning in biology and medicine. *Journal of The Royal Society Interface*, 15(141):20170387, 2018.
- [Chuang *et al.*, 2022] Ching-Yao Chuang, R Devon Hjelm, Xin Wang, Vibhav Vineet, Neel Joshi, Antonio Torralba, Stefanie Jegelka, and Yale Song. Robust contrastive learning against noisy views. In *Proceedings of the IEEE/CVF Conference on Computer Vision and Pattern Recognition*, pages 16670–16681, 2022.
- [Cuaresma *et al.*, 2004] Jesús Crespo Cuaresma, Jaroslava Hlouskova, Stephan Kossmeier, and Michael Obersteiner. Forecasting electricity spot-prices using linear univariate time-series models. *Applied Energy*, 77(1):87–106, 2004.
- [Eldele *et al.*, 2021] Emadeldeen Eldele, Mohamed Ragab, Zhenghua Chen, Min Wu, Chee Keong Kwoh, Xiaoli Li, and Cuntai Guan. Time-series representation learning via temporal and contextual contrasting. *IJCAI*, 2021.
- [Ghassemi *et al.*, 2015] Marzyeh Ghassemi, Marco Pimentel, Tristan Naumann, Thomas Brennan, David Clifton, Peter Szolovits, and Mengling Feng. A multivariate timeseries modeling approach to severity of illness assessment and forecasting in icu with sparse, heterogeneous clinical data. In *Proceedings of the AAAI conference on artificial intelligence*, volume 29, 2015.
- [Goldberger *et al.*, 2000] Ary L Goldberger, Luis AN Amaral, Leon Glass, Jeffrey M Hausdorff, Plamen Ch Ivanov, Roger G Mark, Joseph E Mietus, George B Moody, Chung-Kang Peng, and H Eugene Stanley. Physiobank, physiotoolkit, and physionet: components of a new research resource for complex physiologic signals. *circulation*, 101(23):e215–e220, 2000.
- [Grill *et al.*, 2020] Jean-Bastien Grill, Florian Strub, Florent Altché, Corentin Tallec, Pierre Richemond, Elena Buchatskaya, Carl Doersch, Bernardo Avila Pires, Zhao-han Guo, Mohammad Gheshlaghi Azar, et al. Bootstrap your own latent—a new approach to self-supervised learning. *Advances in neural information processing systems*, 33:21271–21284, 2020.
- [He *et al.*, 2020] Kaiming He, Haoqi Fan, Yuxin Wu, Saining Xie, and Ross Girshick. Momentum contrast for unsupervised visual representation learning. In *Proceedings of the IEEE/CVF Conference on Computer Vision and Pattern Recognition (CVPR)*, June 2020.
- [Kim, 2003] Kyoung-jae Kim. Financial time series forecasting using support vector machines. *Neurocomputing*, 55(1-2):307–319, 2003.
- [Kingma and Ba, 2015] Diederik P. Kingma and Jimmy Ba. Adam: A method for stochastic optimization. In Yoshua Bengio and Yann LeCun, editors, *3rd International Conference on Learning Representations, ICLR 2015, San Diego, CA, USA, May 7-9, 2015, Conference Track Proceedings*, 2015.
- [Lan *et al.*, 2022] Xiang Lan, Dianwen Ng, Shenda Hong, and Mengling Feng. Intra-inter subject self-supervised learning for multivariate cardiac signals. In *Proceedings of the AAAI Conference on Artificial Intelligence*, volume 36, pages 4532–4540, 2022.
- [Morgado *et al.*, 2021] Pedro Morgado, Ishan Misra, and Nuno Vasconcelos. Robust audio-visual instance discrimination. In *Proceedings of the IEEE/CVF Conference on Computer Vision and Pattern Recognition (CVPR)*, pages 12934–12945, June 2021.
- [Oord *et al.*, 2018] Aaron van den Oord, Yazhe Li, and Oriol Vinyals. Representation learning with contrastive predictive coding. *arXiv preprint arXiv:1807.03748*, 2018.
- [Paszke *et al.*, 2019] Adam Paszke, Sam Gross, Francisco Massa, Adam Lerer, James Bradbury, Gregory Chanan, Trevor Killeen, Zeming Lin, Natalia Gimelshein, Luca Antiga, et al. Pytorch: An imperative style, high-performance deep learning library. *Advances in neural information processing systems*, 32, 2019.
- [Shen and Sanghavi, 2019] Yanyao Shen and Sujay Sanghavi. Learning with bad training data via iterative trimmed loss minimization. In *International Conference on Machine Learning*, pages 5739–5748. PMLR, 2019.
- [Swayamdipta *et al.*, 2020] Swabha Swayamdipta, Roy Schwartz, Nicholas Lourie, Yizhong Wang, Hannaneh Hajishirzi, Noah A Smith, and Yejin Choi. Dataset cartography: Mapping and diagnosing datasets with training dynamics. *arXiv preprint arXiv:2009.10795*, 2020.
- [Tian *et al.*, 2020] Yonglong Tian, Chen Sun, Ben Poole, Dilip Krishnan, Cordelia Schmid, and Phillip Isola. What

- makes for good views for contrastive learning? *Advances in Neural Information Processing Systems*, 33:6827–6839, 2020.
- [Tonekaboni *et al.*, 2021] Sana Tonekaboni, Danny Eytan, and Anna Goldenberg. Unsupervised representation learning for time series with temporal neighborhood coding. In *International Conference on Learning Representations*, 2021.
- [Um *et al.*, 2017] Terry T Um, Franz MJ Pfister, Daniel Pichler, Satoshi Endo, Muriel Lang, Sandra Hirche, Urban Fietzek, and Dana Kulić. Data augmentation of wearable sensor data for parkinson’s disease monitoring using convolutional neural networks. In *Proceedings of the 19th ACM international conference on multimodal interaction*, pages 216–220, 2017.
- [Wang and Qi, 2022a] Xiao Wang and Guo-Jun Qi. Contrastive learning with stronger augmentations. *IEEE Transactions on Pattern Analysis and Machine Intelligence*, pages 1–12, 2022.
- [Wang and Qi, 2022b] Xiao Wang and Guo-Jun Qi. Contrastive learning with stronger augmentations. *IEEE Transactions on Pattern Analysis and Machine Intelligence*, 2022.
- [Wang *et al.*, 2017] Zhiguang Wang, Weizhong Yan, and Tim Oates. Time series classification from scratch with deep neural networks: A strong baseline. In *2017 International joint conference on neural networks (IJCNN)*, pages 1578–1585. IEEE, 2017.
- [Wang *et al.*, 2022] Haoqing Wang, Xun Guo, Zhi-Hong Deng, and Yan Lu. Rethinking minimal sufficient representation in contrastive learning. In *Proceedings of the IEEE/CVF Conference on Computer Vision and Pattern Recognition*, pages 16041–16050, 2022.
- [Wen and Li, 2021] Zixin Wen and Yuanzhi Li. Toward understanding the feature learning process of self-supervised contrastive learning. In *International Conference on Machine Learning*, pages 11112–11122. PMLR, 2021.
- [Woo *et al.*, 2022] Gerald Woo, Chenghao Liu, Doyen Sahoo, Akshat Kumar, and Steven Hoi. Cost: Contrastive learning of disentangled seasonal-trend representations for time series forecasting. *arXiv preprint arXiv:2202.01575*, 2022.
- [Yang and Hong, 2022] Ling Yang and Shenda Hong. Unsupervised time-series representation learning with iterative bilinear temporal-spectral fusion. In *International Conference on Machine Learning*, pages 25038–25054. PMLR, 2022.
- [Yue *et al.*, 2022] Zhihan Yue, Yujing Wang, Juanyong Duan, Tianmeng Yang, Congrui Huang, Yunhai Tong, and Bixiong Xu. Ts2vec: Towards universal representation of time series. In *Proceedings of the AAAI Conference on Artificial Intelligence*, volume 36, pages 8980–8987, 2022.
- [Zbontar *et al.*, 2021] Jure Zbontar, Li Jing, Ishan Misra, Yann LeCun, and Stéphane Deny. Barlow twins: Self-supervised learning via redundancy reduction. In *International Conference on Machine Learning*, pages 12310–12320. PMLR, 2021.