

Consistent and Asymptotically Efficient Localization from Range-Difference Measurements

Guangyang Zeng, Biqiang Mu, Ling Shi, Jiming Chen, and Junfeng Wu

Abstract—We consider signal source localization from range-difference measurements. First, we give some readily-checked conditions on measurement noises and sensor deployment to guarantee the asymptotic identifiability of the model and show the consistency and asymptotic normality of the maximum likelihood (ML) estimator. Then, we devise an estimator that owns the same asymptotic property as the ML one. Specifically, we prove that the negative log-likelihood function converges to a function, which has a unique minimum and positive-definite Hessian at the true source's position. Hence, it is promising to execute local iterations, e.g., the Gauss-Newton (GN) algorithm, following a consistent estimate. The main issue involved is obtaining a preliminary consistent estimate. To this aim, we construct a linear least-squares problem via algebraic operation and constraint relaxation and obtain a closed-form solution. We then focus on deriving and eliminating the bias of the linear least-squares estimator, which yields an asymptotically unbiased (thus consistent) estimate. Noting that the bias is a function of the noise variance, we further devise a consistent noise variance estimator which involves 3-order polynomial rooting. Based on the preliminary consistent location estimate, we prove that a one-step GN iteration suffices to achieve the same asymptotic property as the ML estimator. Simulation results demonstrate the superiority of our proposed algorithm in the large sample case.

I. INTRODUCTION

Signal source localization refers to calculating a source's spatial coordinates with respect to a specific coordinate system by using some sensors' measurements. It serves as a fundamental technology in extensive location-aware applications, ranging from navigation systems [1], battlefield monitoring [2] to social networks [3] and ads recommendation [4]. Range difference, usually calculated from time difference of arrival (TDOA), is a widely used measurement for source localization [5]–[10]. It does not require time synchronization between the source and sensors and therefore can be used in asynchronous or non-cooperative scenarios.

Maximum likelihood (ML) and least squares (LS) are the most common criteria for problem formulation in parameter

inference. When measurement noises are i.i.d. Gaussian random variables, the LS criterion is equivalent to the ML one. Due to the non-linear property of range-difference measurements, the resulting ML and LS problems are non-convex, whose global minimizer is difficult to obtain. When utilizing iterative local search methods, an appropriate initial value is needed, otherwise, it may converge to local minima [11], [12]. Most works transformed the original ML and LS problems into some solvable problems via various methods, e.g., linear approximation [13], [14], SDP relaxation [15]–[19], and spherical model [7], [20]–[22]. It is noteworthy that since the transformed problems are generally not equivalent to the original, although they can be optimally solved, their global minimizer does not necessarily coincide with the original one. To the best of our knowledge, there is no algorithm that can theoretically guarantee to obtain the global minimizer of the ML and LS problems.

The ML estimator is optimal in the statistical sense that under some regularity conditions, it is consistent and asymptotically normal¹. We note that testing these general regularity conditions in range-difference-based localization settings is non-trivial. In this paper, we provide some readily-checked conditions to guarantee the consistency and asymptotic normality of the ML estimator. Moreover, we claim that although the ML problem cannot be directly solved, we can devise an estimator that owns the same asymptotic property as the ML one. We prove that the negative log-likelihood function uniformly converges to a function with the true source's location being its unique minimizer. In addition, we show that the function is convex in a neighborhood (called the attraction region) around the minimizer. Therefore, before using local iterative methods to obtain a precise solution, the key is to obtain a consistent estimate which will fall into the attraction region as measurements increase. To this aim, we construct a linear least-squares estimator and analyze its asymptotic bias for bias elimination. There are some works that derive biases and give bias-reduced solutions. Ho [23] proposed two methods to reduce the bias of the well-known algebraic explicit solution known as CFS [24]. Wang et al. [25] derived the bias for a non-linear WLS estimator using the KKT optimality conditions and first-order Taylor-series expansion. Chen and Ho [26] analyzed the asymptotic bias for the squared range-difference formulation where the “asymptotic” here means that the noise intensity is sufficiently small. Zhang et al. [27] approximated the bias from the ML estimation and developed a

G. Zeng and J. Wu are with the School of Data Science, Chinese University of Hong Kong, Shenzhen, Shenzhen, P. R. China. {zengguangyang, junfengwu}@cuhk.edu.cn.

B. Mu is with Key Laboratory of Systems and Control, Institute of Systems Science, Academy of Mathematics and Systems Science, Chinese Academy of Sciences, Beijing 100190, China. bqmu@amss.ac.cn.

L. Shi is with the Department of Electronic and Computer Engineering, Hong Kong University of Science and Technology, Hong Kong. eesling@ust.hk.

J. Chen is with the College of Control Science and Engineering and the State Key Laboratory of Industrial Control Technology, Zhejiang University, Hangzhou 310027, P. R. China. cjm@zju.edu.cn.

¹Unless otherwise specified, “asymptotically” and “asymptotic” mean that the number of measurements goes to infinity.

bias-reduced iterative constrained WLS algorithm. We remark that the existing bias-reduced methods mostly analyzed the bias at most up to the second-order statistics of the measurement noises under the assumption that the noise intensity is small. As a result, the bias-reduced solutions are usually inaccurate in the large noise region—they may even be worse than the estimates before bias reduction.

In this paper, we propose an exact asymptotic bias elimination method for the large sample case with no restriction on noise intensity. Specifically, we square the original measurement model and formulate an ordinary LS problem via constraint relaxation. However, since the transformed noise term does not have zero mean, and the regressor and regressand are correlated, the closed-form solution is biased. Then, with the prior knowledge of noise variance or a consistent estimate of it, we make the modified noise term have zero mean and eliminate the asymptotic correlation between the regressor and regressand. In virtue of the above bias elimination techniques, the resulting solution is asymptotically unbiased and thus is consistent. Further, taking the preliminary consistent estimate as the initial value, the GN iterations are used to search for the ML solution. Although we note that the asymptotically efficient localization from range measurements has been investigated in [28], the gap between range-difference measurement and range measurement is non-trivial. In the range-difference model, model relaxation will lead to the correlation between the regressor and regressand. This makes bias elimination more complicated, while no such problem arises in range-based localization. In summary, the main contributions of this paper are listed as follows:

- (i). We give some conditions on measurement noises and sensor deployment to ensure the asymptotic identifiability of the model and prove the consistency and asymptotic normality of the ML estimator. These conditions are specifications of regularity conditions in the context of TDOA-based localization, which can be readily checked.
- (ii). We associate noise variance estimation with a maximum-eigenvalue-related equation rooting problem and prove that the smallest root is a consistent estimate of the measurement noise variance. Moreover, the problem is converted into a 3-order polynomial rooting problem which can be efficiently solved.
- (iii). We propose a closed-form consistent localization method via precise (in the asymptotic sense) bias elimination, where the calculation of the bias utilizes the noise variance estimate. Based on the preliminary consistent solution, we prove that a one-step Gauss-Newton iteration is sufficient to achieve the same asymptotic property as the ML estimator.

Notations: For a vector $x \in \mathbb{R}^n$, $[x]_i, i = 1, \dots, n$, presents the i -th element of x . For two vectors $x, y \in \mathbb{R}^n$, $x \preceq y$ denotes the pointwise inequality. Let $p = (p_i)_{i \in \mathbb{N}}$ and $q = (q_i)_{i \in \mathbb{N}}$ be two sequences of real numbers. When $i \in \mathbb{N}$ is clear from the context, we will omit the subscript and write (p_i) as a shorthand of $(p_i)_{i \in \mathbb{N}}$. If $t^{-1} \sum_{i=1}^t p_i q_i$ converges to a real number its limit $\langle p, q \rangle_t$ will be called the tail product of p and q . We call $\|p\|_t = \sqrt{\langle p, p \rangle_t}$, if it exists, the tail norm

of p . For a sequence $p = (p_i)$ and a scalar a , $p - a$ produces a sequence, of which the i -th element is $p_i - a$. For a cumulative distribution function F_μ , μ is the measure induced from F_μ . The notation $X_m = O_p(a_m)$ means that the set of values X_m/a_m is stochastically bounded, and $X_m = o_p(a_m)$ means that the set of values X_m/a_m converges to zeros in probability.

II. CONSISTENCY AND ASYMPTOTIC NORMALITY OF THE ML ESTIMATOR

A. Problem formulation

Fig. 1 shows the illustration of source localization using a sensor array, where $x^o \in \mathbb{R}^n$ denotes the coordinates of the source and $a_i \in \mathbb{R}^n, i = 0, 1, \dots, m$ are the coordinates of the sensors. In particular, a_0 is the reference sensor's coordinates, and without loss of generality, we set it to 0. The range-difference measurement between sensor i and the reference one has the following equation:

$$d_i = \|a_i - x^o\| - \|x^o\| + r_i, \quad i = 1, 2, \dots, m, \quad (1)$$

where r_i represents the measurement noise. For the measurement noises, we make the following assumption.

Assumption 1. The measurement noises $r_i, i = 1, \dots, m$ are i.i.d. Gaussian noise with zero mean and finite variance σ^2 .

In wireless ranging techniques including UWB and LoRa, the measurement variance largely depends on the bandwidth of the channel and can be viewed as a constant (irrespective of the distance) when full bandwidth is used [29], [30]. Therefore, Assumption 1 which assumes that each sensor has the same measurement variance is realistic.

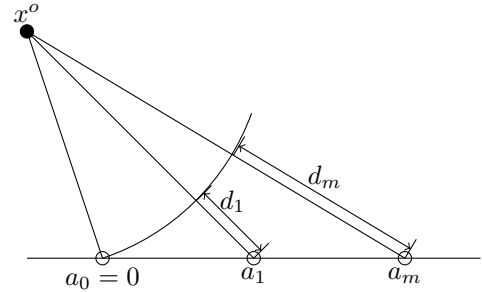


Fig. 1: Illustration of range-difference measurements in an array consisting of three sensors (i.e., $m = 2$). The solid dot “•” represents the radiating source and the hollow dots “o” represent the sensors.

Based on (1), the ML problem is given as follows:

$$(\text{ML}): \quad \underset{x \in \mathbb{R}^n}{\text{minimize}} \quad \frac{1}{m} \sum_{i=1}^m (d_i + \|x\| - \|a_i - x\|)^2. \quad (2)$$

Denote an optimal solution to problem (2) as an ML estimate. We know that ML estimators are consistent and asymptotically normal under some regularization conditions [31]. However, it is worth noting that the regularization conditions are highly abstract and not easy to check in range-difference-based localization settings. In the rest of this section, we will present some readily-checked conditions associated with the

source's coordinates and sensor deployment to guarantee the consistency and asymptotic normality of ML estimates.

B. Asymptotic properties of the ML estimate

Assumption 1 is about the measurement noises. In the following, we give assumptions on the source's coordinates and sensor deployment.

Assumption 2. *The source's coordinates x^o belongs to a compact set \mathcal{X} , the coordinates of sensors $a_i, i = 0, \dots, m$ belong to a bounded set \mathcal{A} , and for each i , $a_i \neq x^o$.*

Definition 1. *The sample distribution function F_m of a sequence (z_1, z_2, \dots) in \mathbb{R}^n is defined as $F_m(z) = \# / m$ where $\#$ is the number of vectors in the subsequence (z_1, \dots, z_m) that satisfy $z_i \preceq z$.*

Assumption 3. *The sample distribution function F_m of the sequence (a_1, a_2, \dots) converges to a distribution function F_μ , i.e., $\lim_{m \rightarrow \infty} F_m(a) = F_\mu(a)$, for all $a \in \mathbb{R}^n$.*

We denote the probability measure generated by F_μ as μ . In what follows, we give two examples of sensor deployments that satisfy Assumption 3.

Example 1. *When $a_i, i = 1, \dots, m$ are independent realizations of some random vectors with identical distribution function F_μ , we have $\lim_{m \rightarrow \infty} F_m(a) = F_\mu(a)$ for all $a \in \mathbb{R}^n$.*

Example 2. *Suppose the number of sensors M (excluding the reference one) is fixed, and each sensor makes T i.i.d. measurements. In this manner, a total of MT TDOA measurements can be used. This setting is realistic when the object is static or the sampling of the TDOA measurements is sufficiently fast compared to the object's motion. In this setup, as T goes to infinity, F_m converges to F_μ , where $\mu(a_i) = 1/M$ for each i .*

Finally, for the asymptotic distribution F_μ to which the sample distribution of sensors' coordinates converge, we make the following assumptions.

Assumption 4. *There does not exist any subset $\mathcal{S} \in \mathbb{R}^n$ listed below such that $\mu(\mathcal{S}) = 1$:*

- (i). *A hyperbola (resp. hyperboloid), which passes through a_0 and has a focus being x^o , for $n = 2$ (resp. $n = 3$).*
- (ii). *A line (resp. plane) for $n = 2$ (resp. $n = 3$).*
- (iii). *A circle (resp. sphere) with x^o being its center and $\|x^o - a_0\|$ being its radius for $n = 2$ (resp. $n = 3$).*

We note that Assumption 4 is hard to check since it involves multiple geometry verifications and especially the true source's position x^o which is unknown. In what follows, we give a stricter but readily-checked assumption that implies Assumption 4, which requires the notions of conic sections and quadric surfaces.

Assumption 5. *There does not exist a conic section (resp. quadric surface) \mathcal{S} for $n = 2$ (resp. $n = 3$) such that $\mu(\mathcal{S}) = 1$.*

A conic section is a curve obtained as the intersection of the surface of a cone with a plane, and any point a on it satisfies a quadratic equation in the form

$$c_1[a]_1^2 + c_2[a]_1[a]_2 + c_3[a]_2^2 + c_4[a]_1 + c_5[a]_2 + c_6 = 0,$$

for some real coefficients c_1, \dots, c_6 . A quadric surface is a generalization of the conic section and any point a on it satisfies a quadratic equation in the form

$$c_1[a]_1^2 + c_2[a]_2^2 + c_3[a]_3^2 + c_4[a]_1[a]_2 + c_5[a]_1[a]_3 + c_6[a]_2[a]_3 + c_7[a]_1 + c_8[a]_2 + c_9[a]_3 + c_{10} = 0,$$

for some real coefficients c_1, \dots, c_{10} . According to [32], five points in general position uniquely determine a conic section, and nine points in general position uniquely determine a quadric surface. Therefore, Assumption 5 implies that the measure μ cannot concentrate on five points (resp. nine points) for $n = 2$ (resp. $n = 3$). To test whether a set of k sensors, indexed as a_1, \dots, a_k , form a conic section, we can test the rank of the matrix $[v_1, \dots, v_k]^\top$, where $v_i^\top = [[a_i]_1^2, [a_i]_1[a_i]_2, [a_i]_2^2, [a_i]_1, [a_i]_2, 1]$. If the rank is six, then the sensors do not locate on a conic section. Note that Assumption 5 is an asymptotic condition. To verify it for $n = 2$, we can test whether the rank of the matrix $\mathbb{E}_\mu[vv^\top]$ is six, where $v^\top = [[a]_1^2, [a]_1[a]_2, [a]_2^2, [a]_1, [a]_2, 1]$ and a follows the distribution of μ . If the rank is six, then Assumption 5 holds. The verification for $n = 3$ is similar.

Let $f_i(x) := \|a_i - x\| - \|x\|$ and $f(x) := (f_i(x))$. Assumption 3 along with Assumption 2 ensure that the tail norm $\|f(x) - f(x^o)\|_t$ exists for all $x \in \mathbb{R}^n$. This is based on the Helly-Bray theorem [33] which presents the convergence of the sample mean of any bounded, continuous and real-valued function. We remark that the tail products and tail norms involved in the rest of this paper all exist given Assumptions 3 and 2. The following lemma is on the asymptotic identifiability of model (1).

Lemma 1. *Given Assumptions 1-3, 4(i), the source is asymptotically uniquely localizable. Or equivalently, $\|f(x) - f(x^o)\|_t^2$ has a unique minimum at $x = x^o$.*

Proof. By definition, we have

$$\|f(x) - f(x^o)\|_t^2 = \mathbb{E}_\mu \left[(\|a - x\| - \|x\| - \|a - x^o\| + \|x^o\|)^2 \right],$$

where \mathbb{E}_μ is taken over a with respect to μ , and $\|f(x^o) - f(x^o)\|_t^2 = 0$. For any x , define $\mathcal{A}_x = \{a \in \mathcal{A} \mid \|a - x\| - \|a - x^o\| = \|x\| - \|x^o\|\}$. Suppose there is an $x' \neq x^o$ such that $\mathbb{E}_\mu \left[(\|a - x'\| - \|x'\| - \|a - x^o\| + \|x^o\|)^2 \right] = 0$. Then, $\mu(\mathcal{A}_{x'}) = 1$. Note that $\mathcal{A}_{x'}$ is the hyperbola (hyperboloid) with x^o and x' being its foci. This contradicts Assumption 4(i). Hence, $\|f(x) - f(x^o)\|_t^2$ has a unique minimum at $x = x^o$. \square

It can be verified that the objective function in the ML problem (2) converges to the sum of $\|f(x) - f(x^o)\|_t^2$ and a constant associated with the noise variance. Since the ML estimate minimizes the objective function, Lemma 1 guarantees that the ML estimate is consistent, i.e., as the number of measurements increases, it converges to the true value x^o .

Further, let $f'_j(x) = (f'_{ji}(x))$ and $f''_{jk}(x) = (f''_{jki}(x))$ be two sequences with respect to i , where

$$f'_{ji}(x) = \frac{\partial f_i(x)}{\partial [x]_j} \quad \text{and} \quad f''_{jki} = \frac{\partial^2 f_i(x)}{\partial [x]_j \partial [x]_k},$$

and $M(x) \in \mathbb{R}^{n \times n}$ be a matrix of which $M_{jk}(x) = \langle f'_j(x), f'_k(x) \rangle_t$. Then the following lemma holds.

Lemma 2. *Given Assumptions 1-3, 4(ii), the matrix $M(x^o)$ is non-singular.*

Proof. Here, we give the proof of the 2D case. The argument of the 3D case is similar and will be omitted. For any $x \neq 0$, define $\mathcal{A}_x^\perp = \{a \in \mathcal{A} \mid x^\top \left(\frac{x^o - a}{\|x^o - a\|} - \frac{x^o}{\|x^o\|} \right) = 0\}$, and $\overline{\mathcal{A}}_x^\perp = \mathcal{A} \setminus \mathcal{A}_x^\perp$. Note that $x^\top \frac{x^o - a}{\|x^o - a\|} = x^\top \frac{x^o}{\|x^o\|}$ implies the projection of x onto the vector $x^o - a$ is a constant. Therefore, the set \mathcal{A}_x^\perp is a subset of a line. Since a line is a degenerate case of hyperbolas, in virtue of Assumption 4(ii), we have that for any $x \neq 0$, $\mu(\overline{\mathcal{A}}_x^\perp) > 0$. Then we can decompose $M(x^o)$ as

$$\begin{aligned} M(x^o) &= \lim_{m \rightarrow \infty} \frac{1}{m} \sum_{i=1}^m \nabla f_i(x^o) \nabla f_i(x^o)^\top \\ &= \mathbb{E}_\mu \left[\left(\frac{x^o - a}{\|x^o - a\|} - \frac{x^o}{\|x^o\|} \right) \left(\frac{x^o - a}{\|x^o - a\|} - \frac{x^o}{\|x^o\|} \right)^\top \right] \\ &= \underbrace{\int_{\mathcal{A}_x^\perp} \left(\frac{x^o - a}{\|x^o - a\|} - \frac{x^o}{\|x^o\|} \right) \left(\frac{x^o - a}{\|x^o - a\|} - \frac{x^o}{\|x^o\|} \right)^\top d\mu(a)}_{:= M_x^\perp(x^o)} \\ &\quad + \underbrace{\int_{\overline{\mathcal{A}}_x^\perp} \left(\frac{x^o - a}{\|x^o - a\|} - \frac{x^o}{\|x^o\|} \right) \left(\frac{x^o - a}{\|x^o - a\|} - \frac{x^o}{\|x^o\|} \right)^\top d\mu(a)}_{:= \overline{M}_x^\perp(x^o)} \end{aligned}$$

Since $\mu(\overline{\mathcal{A}}_x^\perp) > 0$, we have $\overline{M}_x^\perp(x^o) \neq 0$. Therefore,

$$\begin{aligned} x^\top M(x^o) x &= x^\top \left(M_x^\perp(x^o) + \overline{M}_x^\perp(x^o) \right) x \\ &= x^\top \overline{M}_x^\perp(x^o) x \\ &> 0, \end{aligned}$$

which implies $M(x^o)$ is positive-definite and completes the proof. \square

Now, we are on the point to depict the asymptotic property of the ML estimator that optimally solves (2). Denote the ML estimate as \hat{x}_m^{ML} . Under Assumptions 1-3, 4(i-ii), the ML estimate \hat{x}_m^{ML} enjoys the following consistency and asymptotic normality. The proof is straightforward by checking conditions in [34, Theorem 3].

Theorem 1 (Consistency and asymptotic normality). *Under Assumptions 1-3, 4(i-ii), we have $\hat{x}_m^{\text{ML}} \rightarrow x^o$ with probability one as $m \rightarrow \infty$. Moreover,*

$$\sqrt{m}(\hat{x}_m^{\text{ML}} - x^o) \rightarrow \mathcal{N}(0, \sigma^2 M^{-1}(x^o)) \quad \text{as } m \rightarrow \infty. \quad (3)$$

The matrix $M(x^o)$ is tightly related to the Fisher information matrix F of model (1). To derive the Fisher information matrix, recall that $d_i = \|a_i - x^o\| - \|x^o\| + r_i$. Since

$r_i \sim \mathcal{N}(0, \sigma^2)$ are i.i.d., we obtain the log-likelihood as follows

$$\begin{aligned} \ell(d; x^o) &= \log \left(\prod_{i=1}^m \frac{1}{\sqrt{2\pi}\sigma} e^{-\frac{(d_i - \|a_i - x^o\| + \|x^o\|)^2}{2\sigma^2}} \right) \\ &= m \log \frac{1}{\sqrt{2\pi}\sigma} - \sum_{i=1}^m \frac{(d_i - \|a_i - x^o\| + \|x^o\|)^2}{2\sigma^2}, \end{aligned}$$

which gives

$$\frac{\partial \ell(d; x^o)}{\partial x} = -\frac{1}{\sigma^2} \sum_{i=1}^m r_i \left(\frac{x^o^\top}{\|x^o\|} - \frac{(x^o - a_i)^\top}{\|x^o - a_i\|} \right).$$

Then we obtain the Fisher information matrix

$$\begin{aligned} F &= \mathbb{E} \left[\frac{\partial \ell(d; x^o)}{\partial x} \left(\frac{\partial \ell(d; x^o)}{\partial x} \right)^\top \right] \\ &= \frac{m}{\sigma^2} \frac{x^o x^{o^\top}}{\|x^o\|^2} + \frac{1}{\sigma^2} \sum_{i=1}^m \frac{(x^o - a_i)(x^o - a_i)^\top}{\|x^o - a_i\|^2} \\ &\quad - \frac{1}{\sigma^2} \sum_{i=1}^m \frac{x^o(x^o - a_i)^\top + (x^o - a_i)x^{o^\top}}{\|x^o\|\|x^o - a_i\|}. \end{aligned}$$

The CRLB is given by the trace of the inverse of the Fisher information matrix, i.e., $\text{CRLB} = \text{tr}(F^{-1})$. From (3) we have \hat{x}_m^{ML} converges to the true value x^o with the asymptotic covariance of $\frac{\sigma^2}{m} M^{-1}(x^o)$. Further combining the definition of $M(x)$, it holds that $\lim_{m \rightarrow \infty} m F^{-1} = \sigma^2 M^{-1}(x^o)$, which implies that the ML estimator \hat{x}_m^{ML} is asymptotically efficient.

Till now, we have given some assumptions on the sensors' coordinates and the measurement noises under which the ML estimate is consistent and asymptotically normal. However, due to the norm functions in the objective, the ML problem (2) is non-convex and hard to solve. In the following section, we will introduce a two-step estimation scheme that can achieve the same asymptotic property as the ML estimate.

III. A TWO-STEP ESTIMATOR

In this section, we introduce a two-step estimation scheme, which can realize the same asymptotic property that the ML estimate possesses, i.e., it achieves the CRLB asymptotically. Before that, we show the convergence of the objective function (denoted as $P_m(x)$) of the ML problem (2).

Theorem 2. *Given Assumptions 1-3, 4(i-ii), the negative log-likelihood function $P_m(x)$ converges uniformly to $P(x) := \|f(x^o) - f(x)\|_t^2 + \sigma^2$ on \mathcal{X} . In addition, $\nabla^2 P(x^o) = 2M(x^o)$.*

Proof. The proof is based on the following lemma.

Lemma 3 ([28, Lemma 4]). *Let $\{X_k\}$ be a sequence of independent random variables with $\mathbb{E}[X_k] = 0$ and $\mathbb{E}[X_k^2] \leq \varphi < \infty$ for all k . Then, there holds $\sum_{k=1}^m X_k / \sqrt{m} = O_p(1)$.*

Note that $d_i = \|a_i - x^o\| - \|x^o\| + r_i$. Let $r = (r_i)$. We have

$$\begin{aligned} P_m(x) &= \frac{1}{m} \sum_{i=1}^m (d_i + \|x\| - \|a_i - x\|)^2 \\ &= \frac{1}{m} \sum_{i=1}^m (f_i(x^o) - f_i(x) + r_i)^2 \\ &\rightarrow \|f(x^o) - f(x)\|_t^2 + \langle f(x^o) - f(x), r \rangle_t + \|r\|_t^2 \\ &= P(x), \end{aligned}$$

uniformly for $x \in \mathcal{X}$, where $\langle f(x^o) - f(x), r \rangle_t = 0$ according to Lemma 3. Since $\|f(x^o) - f(x)\|_t^2$ has a unique minimum at $x = x^o$ (Lemma 1), so does $P(x)$.

Next, we show the positive definiteness of $\nabla^2 P(x^o)$. Let \hat{x}_m^{ML} denote the ML estimate. Note that $\nabla P_m(\hat{x}_m^{\text{ML}}) = 0$. The Taylor expansion of $P_m(x)$ in a small neighborhood of \hat{x}_m^{ML} is

$$P_m(x) = P_m(\hat{x}_m^{\text{ML}}) + \frac{1}{2} \|x - \hat{x}_m^{\text{ML}}\|_{\nabla^2 P_m(\hat{x}_m^{\text{ML}})}^2 + o(\|x - \hat{x}_m^{\text{ML}}\|^2),$$

where $\nabla^2 P_m(x) = \frac{1}{m} \sum_{i=1}^m \nabla f_i(x) \nabla f_i(x)^\top - \nabla^2 f_i(x)(d_i - f_i(x))$. Note that

$$\begin{aligned} \nabla^2 P_m(x^o) &= \frac{2}{m} \sum_{i=1}^m \nabla f_i(x^o) \nabla f_i(x^o)^\top - \nabla^2 f_i(x^o) r_i \\ &\rightarrow 2M(x^o). \end{aligned}$$

Since $\hat{x}_m^{\text{ML}} \rightarrow x^o$ and $\nabla^2 P_m(x)$ is continuous, we have $\nabla^2 P_m(\hat{x}_m^{\text{ML}}) \rightarrow 2M(x^o)$. From Lemma 2 we know that $M(x^o)$ is positive-definite. Hence, $\nabla^2 P(x^o)$ is positive-definite. \square

An example of $P_m(x)$ is depicted in Fig. 2, from which we can see the convergence of $P_m(x)$. From Theorem 2 we know that although $P(x)$ is non-convex, it can be approximated by a convex function in a neighborhood around the global minimum x^o . When using local iterative methods, e.g., GN iterations, if the initial value falls within this neighboring attraction region, the global minimum can be found. Then the question is how to obtain a desirable initial value. A solution is to devise a consistent estimator, ensuring that with the increase of measurement number, the estimate can converge to the true value to which the ML solution also converges. Formally, the two-step estimation scheme is as follows [35]:

Step 1. Determine a globally consistent estimate for the source coordinates.

Step 2. Use this preliminary estimate as an initial value for some algorithms that determine the ML estimator.

In Step 2, the Gauss-Newton (GN) algorithm is often used for improving the accuracy of the consistent estimate obtained in Step 1. The GN iterations associated with the ML problem (2) have the following iterative form:

$$\hat{x}_m(k+1) = \hat{x}_m(k) + (J^\top(k)J(k))^{-1} J^\top(k)(d - f(k)), \quad (4)$$

where

$$\begin{aligned} f(k) &= [f_1(\hat{x}_m(k)) \cdots f_m(\hat{x}_m(k))]^\top, \\ J(k) &= [\nabla f_1(\hat{x}_m(k)) \cdots \nabla f_m(\hat{x}_m(k))]^\top. \end{aligned}$$

The two-step scheme described above has the attractive property that only a one-step GN iteration is sufficient to theoretically guarantee that the resulting two-step estimate has the same asymptotic property as the ML solution [36]. The conclusion is summarized in the following result.

Lemma 4 ([36, Theorem 4.3]). *Suppose that \hat{x}_m is a \sqrt{m} -consistent estimate of x^o , i.e., $\hat{x}_m - x^o = O_p(1/\sqrt{m})$. Denote the one-step GN iteration of \hat{x}_m by \hat{x}_m^{GN} . Then, under Assumptions 1-3, 4(i-ii), we have*

$$\hat{x}_m^{\text{GN}} - \hat{x}_m^{\text{ML}} = o_p(1/\sqrt{m}).$$

That is \hat{x}_m^{GN} has the same asymptotic property that \hat{x}_m^{ML} possesses.

From Lemma 4 we know that the key in the two-step estimation scheme is to obtain a \sqrt{m} -consistent estimate in the first step. In the subsequent section, we will propose such an estimator.

IV. BIAS ELIMINATION AND CLOSED-FORM CONSISTENT LOCALIZATION METHOD

In this section, we will devise a \sqrt{m} -consistent estimator. First, we relax the original non-convex problem into a linear least-squares problem. We then analyze and derive the bias of the resulting least-squares solution by virtue of its closed-form expression. By eliminating the bias, we obtain an asymptotically unbiased (thus consistent) estimate.

Specifically, by moving $\|x^o\|$ in (1) to the left side and then squaring both sides, we obtain the modified model:

$$d_i^2 - \|a_i\|^2 = -2d_i\|x^o\| - 2a_i^\top x^o + e_i, \quad (5)$$

where $e_i = 2\|a_i - x^o\|r_i + r_i^2$. Since all items related to r_i are contained in e_i , e_i characterizes the noise in (5). For the modified model (5), on the one hand, the mean of the noise term e_i is σ^2 , not being 0; on the other hand, the regressor term d_i is correlated with the noise term e_i . As a result, the least squares solution based on (5) is biased and thus not consistent. With the prior knowledge of the measurement noises' variance σ^2 , we can subtract it from both sides of (5), yielding

$$d_i^2 - \|a_i\|^2 - \sigma^2 = -2d_i\|x^o\| - 2a_i^\top x^o + \epsilon_i, \quad (6)$$

where $\epsilon_i = e_i - \sigma^2$ has zero mean. Let $y^o = [x^o^\top \|x^o\|]^\top$. By stacking (6) for m sensors, we obtain the following matrix form:

$$b = Ay^o + \epsilon, \quad (7)$$

where

$$A = \begin{bmatrix} -2a_1^\top & -2d_1 \\ \vdots & \vdots \\ -2a_m^\top & -2d_m \end{bmatrix}, b = \begin{bmatrix} d_1^2 - \|a_1\|^2 - \sigma^2 \\ \vdots \\ d_m^2 - \|a_m\|^2 - \sigma^2 \end{bmatrix}, \epsilon = \begin{bmatrix} \epsilon_1 \\ \vdots \\ \epsilon_m \end{bmatrix}.$$

Since the sensors are not collinear (coplanar) and d_i 's contain random noises, the matrix $A^\top A$ is almost surely invertible. Then the closed-form solution can be obtained

$$\hat{y}_m^{\text{B}} = (A^\top A)^{-1} A^\top b. \quad (8)$$

Since the regressor A which contains d_i is correlated with the noise term ϵ , \hat{y}_m^{B} is biased. In what follows, we will eliminate

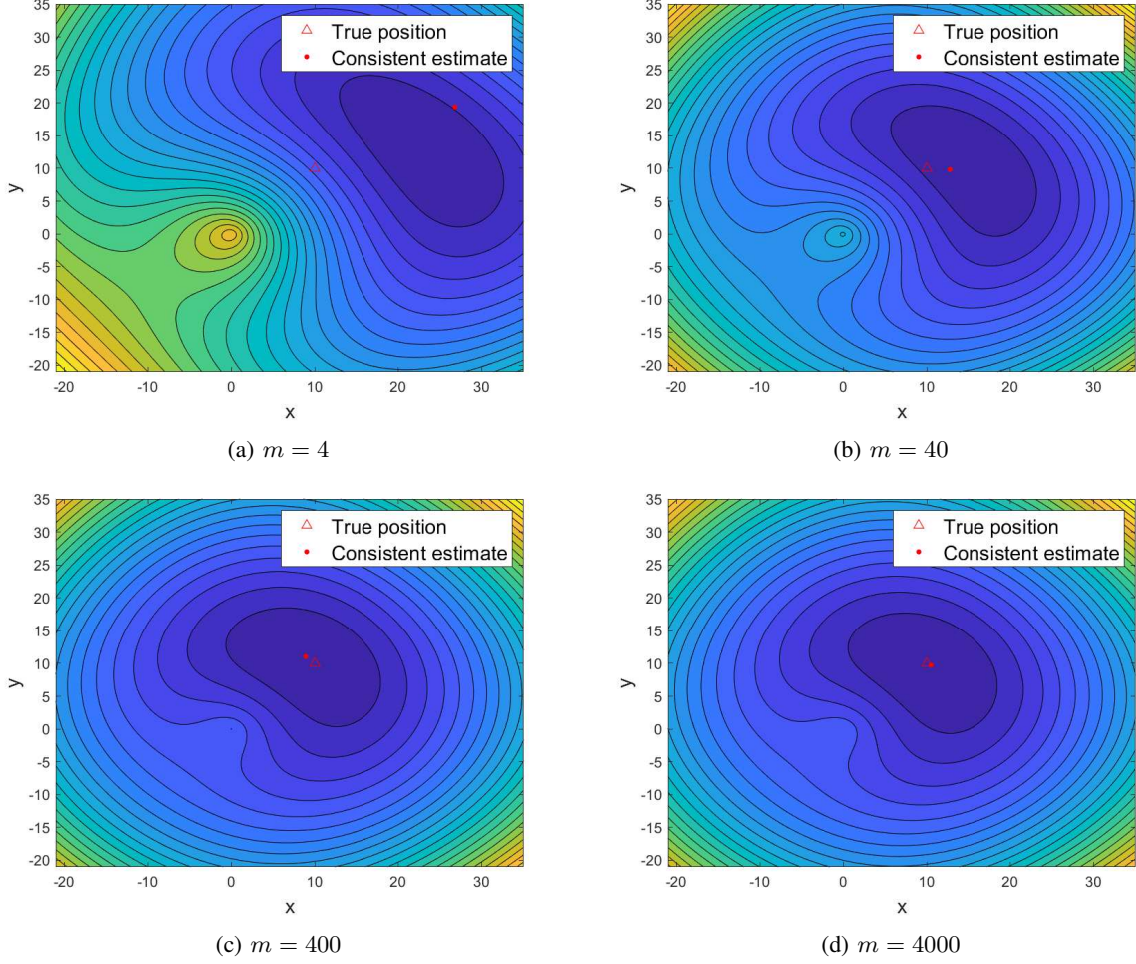


Fig. 2: Illustration of the contour of the objective function (2) and a consistent estimate.

the bias of \hat{y}_m^B and obtain a consistent estimate. Before that, we rephrase (6) as follows:

$$d_i^2 - \|a_i\|^2 - \sigma^2 = -2d_i^o \|x^o\| - 2a_i^\top x^o + \eta_i, \quad (9)$$

where $\eta_i = \epsilon_i - 2\|x^o\|r_i$ and $d_i^o = \|a_i - x^o\| - \|x^o\|$. The matrix form of (9) is

$$b = By^o + \eta, \quad (10)$$

where

$$A^o = \begin{bmatrix} -2a_1^\top & -2d_1^o \\ \vdots & \vdots \\ -2a_m^\top & -2d_m^o \end{bmatrix}, \eta = \begin{bmatrix} \eta_1 \\ \vdots \\ \eta_m \end{bmatrix}.$$

Lemma 5. Given Assumption 5, the matrix $A^{o\top} A^o$ is invertible.

Proof. Suppose $A^{o\top} A^o$ is singular, i.e., A^o is not full column rank. There exists a $y \neq 0$ such that $A^o y = 0$, i.e., $-2a_i^\top [y]_{1:n} = 2(\|x^o - a_i\| - \|x^o\|)[y]_{n+1}$ for all $i \in \{1, \dots, m\}$. By some algebraic operations, we obtain

$$(a_i^\top [y]_{1:n} + 2[y]_{n+1}\|x^o\|)[y]_{1:n}^\top a_i + [y]_{n+1}^2(2x^o - a_i)^\top a_i = 0,$$

which implies a_i locate on a conic section (when $n = 2$) or a quadric surface (when $n = 3$), which contradicts Assumption 5 and completes the proof. \square

Then another closed-form solution can be obtained

$$\hat{y}_m^{UB} = (A^{o\top} A^o)^{-1} A^{o\top} b. \quad (11)$$

For the estimate (11), we have the following theorem.

Theorem 3. The estimate \hat{y}_m^{UB} is \sqrt{m} -consistent, i.e., $\hat{y}_m^{UB} - y^o = O_p(1/\sqrt{m})$.

Proof. Recall that $\hat{y}_m^{UB} = (A^{o\top} A^o)^{-1} A^{o\top} b = (\frac{1}{m} A^{o\top} A^o)^{-1} (\frac{1}{m} A^{o\top} b)$. For $\frac{1}{m} A^{o\top} b$ we have

$$\begin{aligned} \frac{1}{m} A^{o\top} b &= \frac{1}{m} A^{o\top} \begin{bmatrix} -2d_1^o \|x^o\| - 2a_1^\top x^o + \eta_1 \\ \vdots \\ -2d_m^o \|x^o\| - 2a_m^\top x^o + \eta_m \end{bmatrix} \\ &= \frac{1}{m} A^{o\top} A^o \begin{bmatrix} x^o \\ \|x^o\| \end{bmatrix} + \frac{1}{\sqrt{m}} O_p(1), \end{aligned}$$

where the second equality is based on Lemma 3. Thus, we obtain

$$\sqrt{m}(\hat{y}_m^{UB} - y^o) = \left(\frac{1}{m} A^{o\top} A^o \right)^{-1} O_p(1) = O_p(1)$$

where the second equality holds because $\frac{1}{m} A^{o\top} A^o$ converges to a constant matrix whose elements have the form of tail

products. Hence, \hat{y}_m^{UB} converges to y^o at a rate of $1/\sqrt{m}$, which completes the proof. \square

Although we have proven \hat{y}_m^{UB} is \sqrt{m} -consistent, the involved matrix A^o is the noise-free counterpart of A and is unknown in practice. Note that the available information is A and b . The main idea of bias elimination is to analyze the gap between $\frac{1}{m}A^\top A$ and $\frac{1}{m}A^{o\top}A^o$ and that between $\frac{1}{m}A^\top b$ and $\frac{1}{m}A^{o\top}b$. By subtracting the gaps, we can eliminate the bias of \hat{y}_m^{B} and achieve the solution \hat{y}_m^{UB} asymptotically. Let

$$G = \begin{bmatrix} 0_{1 \times n} & -2 \\ \vdots & \\ 0_{1 \times n} & -2 \end{bmatrix}.$$

We propose the following bias-eliminated estimate

$$\hat{y}_m^{\text{BE}} = \left(\frac{1}{m}A^\top A - \frac{\sigma^2}{m}G^\top G \right)^{-1} \left(\frac{1}{m}A^\top b - \frac{2\sigma^2}{m}G^\top d \right), \quad (12)$$

where $d = [d_1 \ \cdots \ d_m]^\top$.

Theorem 4. *The bias-eliminated estimate \hat{y}_m^{BE} is \sqrt{m} -consistent, i.e., $\hat{y}_m^{\text{BE}} - y^o = O_p(1/\sqrt{m})$.*

Proof. Let

$$F = A - A^o = \begin{bmatrix} 0_{1 \times n} & -2r_1 \\ \vdots & \\ 0_{1 \times n} & -2r_m \end{bmatrix}.$$

Then we can decompose $\frac{1}{m}A^\top A$ as

$$\begin{aligned} \frac{1}{m}A^\top A &= \frac{1}{m}(A^o + F)^\top (A^o + F) \\ &= \frac{1}{m}A^{o\top}A^o + \frac{1}{m}F^\top F + O_p\left(\frac{1}{\sqrt{m}}\right) \\ &= \frac{1}{m}A^{o\top}A^o + \frac{\sigma^2}{m}G^\top G + O_p\left(\frac{1}{\sqrt{m}}\right), \end{aligned}$$

where the second and third equalities are based on Lemma 3. Similarly, $\frac{1}{m}A^\top b$ can be decomposed as

$$\begin{aligned} \frac{1}{m}A^\top b &= \frac{1}{m}(A^o + F)^\top b \\ &= \frac{1}{m}A^{o\top}b + \frac{1}{m}F^\top \begin{bmatrix} -2d_1^\top \|x^o\| - 2a_1^\top x^o + \eta_1 \\ \vdots \\ -2d_m^\top \|x^o\| - 2a_m^\top x^o + \eta_m \end{bmatrix} \\ &= \frac{1}{m}A^{o\top}b + \frac{1}{m}F^\top \begin{bmatrix} 2d_1^\top r_1 \\ \vdots \\ 2d_m^\top r_m \end{bmatrix} + O_p\left(\frac{1}{\sqrt{m}}\right) \\ &= \frac{1}{m}A^{o\top}b + \frac{2\sigma^2}{m}G^\top d^o + O_p\left(\frac{1}{\sqrt{m}}\right) \\ &= \frac{1}{m}A^{o\top}b + \frac{2\sigma^2}{m}G^\top d + O_p\left(\frac{1}{\sqrt{m}}\right), \end{aligned}$$

where $d^o = [d_1^o \ \cdots \ d_m^o]^\top$, and the third, fourth, and fifth equalities are based on Lemma 3 and the fact that $\mathbb{E}[r_i^3] = 0$. Combing the above decomposition, we have

$$\begin{aligned} \hat{y}_m^{\text{BE}} &= \left(\frac{1}{m}A^\top A - \frac{\sigma^2}{m}G^\top G \right)^{-1} \left(\frac{1}{m}A^\top b - \frac{2\sigma^2}{m}G^\top d \right) \\ &= \left(\frac{1}{m}A^{o\top}A^o + O_p\left(\frac{1}{\sqrt{m}}\right) \right)^{-1} \left(\frac{1}{m}A^{o\top}b + O_p\left(\frac{1}{\sqrt{m}}\right) \right) \\ &= \hat{y}_m^{\text{UB}} + O_p\left(\frac{1}{\sqrt{m}}\right). \end{aligned}$$

Since \hat{y}_m^{UB} is \sqrt{m} -consistent, so is \hat{y}_m^{BE} , which completes the proof. \square

Note that in the bias-eliminated solution (12), we require prior knowledge of the noise variance. When the noise variance σ^2 is not available, we need to use an estimated value. The following corollary is an extension of Theorem 4.

Corollary 1. *The following bias-eliminated estimate \hat{y}_m^{BE} is still \sqrt{m} -consistent if $\hat{\sigma}_m^2$ is a \sqrt{m} -consistent estimate for σ^2 :*

$$\hat{y}_m^{\text{BE}} = \left(\frac{1}{m}A^\top A - \frac{\hat{\sigma}_m^2}{m}G^\top G \right)^{-1} \left(\frac{1}{m}A^\top b(\hat{\sigma}_m^2) - \frac{2\hat{\sigma}_m^2}{m}G^\top d \right), \quad (13)$$

where $b(\hat{\sigma}_m^2)$ is the vector obtained by replacing σ^2 with $\hat{\sigma}_m^2$ in b .

The proof is the same as that of Theorem 4 by utilizing the facts that $\frac{\hat{\sigma}_m^2}{m}G^\top G - \frac{\sigma^2}{m}G^\top G = O_p(1/\sqrt{m})$, $\frac{\hat{\sigma}_m^2}{m}G^\top d - \frac{\sigma^2}{m}G^\top d = O_p(1/\sqrt{m})$, and $\frac{1}{m}A^\top b(\hat{\sigma}_m^2) - \frac{1}{m}A^\top b = O_p(1/\sqrt{m})$.

V. CONSISTENT NOISE VARIANCE ESTIMATION

According to Corollary 1, if a \sqrt{m} -consistent estimate of noise variance $\hat{\sigma}_m^2$ is available, we can use this estimate to conduct the bias elimination. In this section, we will devise such a $\hat{\sigma}_m^2$. Define

$$\tilde{A} = \begin{bmatrix} -2a_1^\top & 1 & -2d_1 & d_1^2 - \|a_1\|^2 \\ \vdots & \vdots & \vdots & \vdots \\ -2a_m^\top & 1 & -2d_m & d_m^2 - \|a_m\|^2 \end{bmatrix}, \quad (14)$$

and

$$\begin{aligned} S(z) &= \begin{bmatrix} 0_{(n+1) \times (n+1)} & 0_{(n+1) \times 2} \\ 0_{2 \times (n+1)} & S_{22}(z) \end{bmatrix}, \\ S_{22}(z) &= \begin{bmatrix} 4z & -4\bar{d}z \\ -4\bar{d}z & 4\bar{d}^2 z - 2z^2 \end{bmatrix}, \end{aligned} \quad (15)$$

where $\bar{d} = \sum_{i=1}^m d_i/m$ and $\bar{d}^2 = \sum_{i=1}^m d_i^2/m$. Further, let $Q = \tilde{A}^\top \tilde{A}/m$. If the sensors a_i 's are not collinear (resp. coplanar) in the 2D (resp. 3D) case, the first $n+1$ columns of \tilde{A} are linearly independent. Further note that the last two columns of \tilde{A} consist of random noises. As a result, \tilde{A} has full column rank almost surely if there are at least $n+3$ sensors that are not collinear (resp. coplanar) in the 2D (resp. 3D) case. Hence, given Assumption 4(ii), there exists $m_0 > 0$ such that the matrix Q is positive-definite for any $m \geq m_0$. Since Q is positive-definite, the eigenvalues of $Q^{-1}S(z)$ are all real numbers. Let $\lambda_{\max}(Q^{-1}S(z))$ denote the largest eigenvalue

of $Q^{-1}S(z)$. The following theorem gives a \sqrt{m} -consistent estimator for the noise variance.

Theorem 5. *The set $\{z \in \mathbb{R} \mid \lambda_{\max}(Q^{-1}S(z)) = 1\}$ is non-empty, and $\hat{\sigma}_m^2 - \sigma^2 = O_p(1/\sqrt{m})$, where $\hat{\sigma}_m^2 = \min\{z \in \mathbb{R} \mid \lambda_{\max}(Q^{-1}S(z)) = 1\}$.*

The proof of Theorem 5 is presented in Appendix A.

Now we explicitly illustrate how to calculate the root of $\lambda_{\max}(Q^{-1}S(z)) = 1$. We express Q and its inverse as

$$Q = \begin{bmatrix} Q_{11} & Q_{12} \\ Q_{21} & Q_{22} \end{bmatrix}, \quad Q^{-1} = \begin{bmatrix} * & * \\ * & (Q/Q_{22})^{-1} \end{bmatrix},$$

where $Q_{11} \in \mathbb{R}^{(n+1) \times (n+1)}$, $Q_{22} \in \mathbb{R}^{2 \times 2}$, and $Q/Q_{22} = Q_{22} - Q_{21}Q_{11}^{-1}Q_{12}$ is the Schur complement of Q_{22} of Q . Utilizing the structure of $S(z)$, we obtain

$$\det(\lambda I - Q^{-1}S(z)) = \lambda^{n+1} \det(\lambda I - (Q/Q_{22})^{-1}S_{22}(z)).$$

Therefore, $\lambda_{\max}(Q^{-1}S(z))$ is the largest root of the following polynomial with variable λ :

$$\det(\lambda(Q/Q_{22}) - S_{22}(z)) = 0. \quad (16)$$

Note that Q/Q_{22} is symmetric and we express it as

$$Q/Q_{22} = \begin{bmatrix} q_1 & q_2 \\ q_2 & q_3 \end{bmatrix} \in \mathbb{R}^{2 \times 2}. \quad (17)$$

Let $c_1 = q_1q_3 - q_2^2$, $c_2 = 4q_1\bar{d}^2 + 4q_3 + 8q_2\bar{d}$, and $c_3 = 16\bar{d}^2 - 16\bar{d}$. Equation (16) yields

$$c_1\lambda^2 + (2q_1z^2 - c_2z)\lambda - 8z^3 + c_3z^2 = 0. \quad (18)$$

By setting the largest root of (18) as 1, we obtain the following equation:

$$\frac{c_2z - 2q_1z^2 + \sqrt{\Delta}}{2c_1} = 1, \quad (19)$$

where $\Delta = (2q_1z^2 - c_2z)^2 - 4c_1(c_3z^2 - 8z^3)$. Equivalently, we can resort to solving the following 3-order polynomial and choose the solutions that satisfy $2c_1 + 2q_1z^2 - c_2z > 0$:

$$32c_1z^3 - (4c_1c_3 + 8q_1c_1)z^2 + 4c_1c_2z - 4c_1^2 = 0. \quad (20)$$

Denote the set of the roots of (19) as \mathcal{Z} . According to Theorem 5, \mathcal{Z} is non-empty. Finally, the noise variance estimation is set as $\hat{\sigma}_m^2 = \min \mathcal{Z}$. The noise variance estimation procedure is summarized in Algorithm 1.

The whole procedure of the proposed two-step estimator is summarized in Algorithm 2. In summary, our proposed estimator includes three procedures—noise variance estimation, bias-eliminated solution calculation (13), and a one-step GN iteration (4). It can be verified that each procedure has linear time complexity. Therefore, the proposed estimator has overall $O(m)$ time complexity and is appealing in the large sample case.

Algorithm 1 Noise variance estimation

- 1: Calculate \bar{d} and \bar{d}^2 in (15);
 - 2: Calculate $Q = \frac{A^\top A}{m}$ based on (14);
 - 3: Calculate Q/Q_{22} in (17) and c_1, c_2, c_3 in (18);
 - 4: Solve (20) and collect the roots that satisfy $2c_1 + 2q_1z^2 - c_2z > 0$ as \mathcal{Z} ;
 - 5: Set $\hat{\sigma}_m^2 = \min \mathcal{Z}$.
-

Algorithm 2 Consistent and asymptotically efficient estimator

Input: sensor coordinates $(a_i)_{i=1}^m$ and range-difference measurements $(d_i)_{i=1}^m$.

Output: source location estimate \hat{x}_m^{GN} .

- 1: Apply Algorithm 1 to obtain an estimate $\hat{\sigma}_m^2$ to the noise variance σ^2 ;
 - 2: Calculate the bias-eliminated estimate \hat{y}_m^{BE} according to (13);
 - 3: Set $\hat{x}_m^{\text{BE}} = [\hat{y}_m^{\text{BE}}]_{1:n}$;
 - 4: Apply a one-step GN iteration (4) to obtain \hat{x}_m^{GN} .
-

VI. SIMULATIONS

In this section, we perform simulations to verify our theoretical developments. The algorithms compared with ours (denoted as Bias-Eli) include: (a) CLS: nonconvex optimization-based method that optimally solves the spherical least squares problem [7]; (b) GTRS-MPR: modified polar representation solved by generalized trust region subproblem (GTRS) algorithm [6]; (c) BiasRed: bias-reduced solution based on bias estimation [23]. At each sensor configuration, the bias and RMSE of an estimator \hat{x} are approximated as

$$\text{Bias}(\hat{x}) \approx \left| \frac{1}{N} \sum_{j=1}^N (\hat{x}(\omega_j) - x^o) \right|,$$

$$\text{RMSE}(\hat{x}) \approx \sqrt{\frac{1}{N} \sum_{i=1}^N \|\hat{x}(\omega_i) - x^o\|^2}.$$

where N is the number of Monte Carlo experiments over measurement noises, and $\hat{x}(\omega_j)$ is the estimate obtained in the j -th Monte Carlo test. For RMSE, we take the root-CRLB (RCRLB) as its baseline.

A. Uniformly distributed sensors

In this subsection, as in Example 1, we generate sensors uniformly distributed in $[35, 50]^3$ (the reference sensor locates in the origin). The coordinates of the source is $x^o = [52 \ 52 \ 52]^\top$, and the standard deviation of noises is $\sigma = 2$. We set the number of sensors m as 10, 30, 100, 300, 1000, and 3000 respectively, and for each m , we run 1000 Monte-Carlo tests to evaluate biases and RMSEs. From Table I we see that our noise variance estimator is \sqrt{m} -consistent. The biases under varied m are presented in Fig. 3 where the curve “ $[x]_i$ ” denotes the bias of the i -th element of \hat{x} . We see that the proposed Bias-Eli estimator is biased when m is relatively small, while it becomes unbiased as m increases. This is because $\frac{\hat{\sigma}_m^2}{m} G^\top G$ in (12) characterizes the gap between $\frac{1}{m} A^\top A$ and $\frac{1}{m} B^\top B$

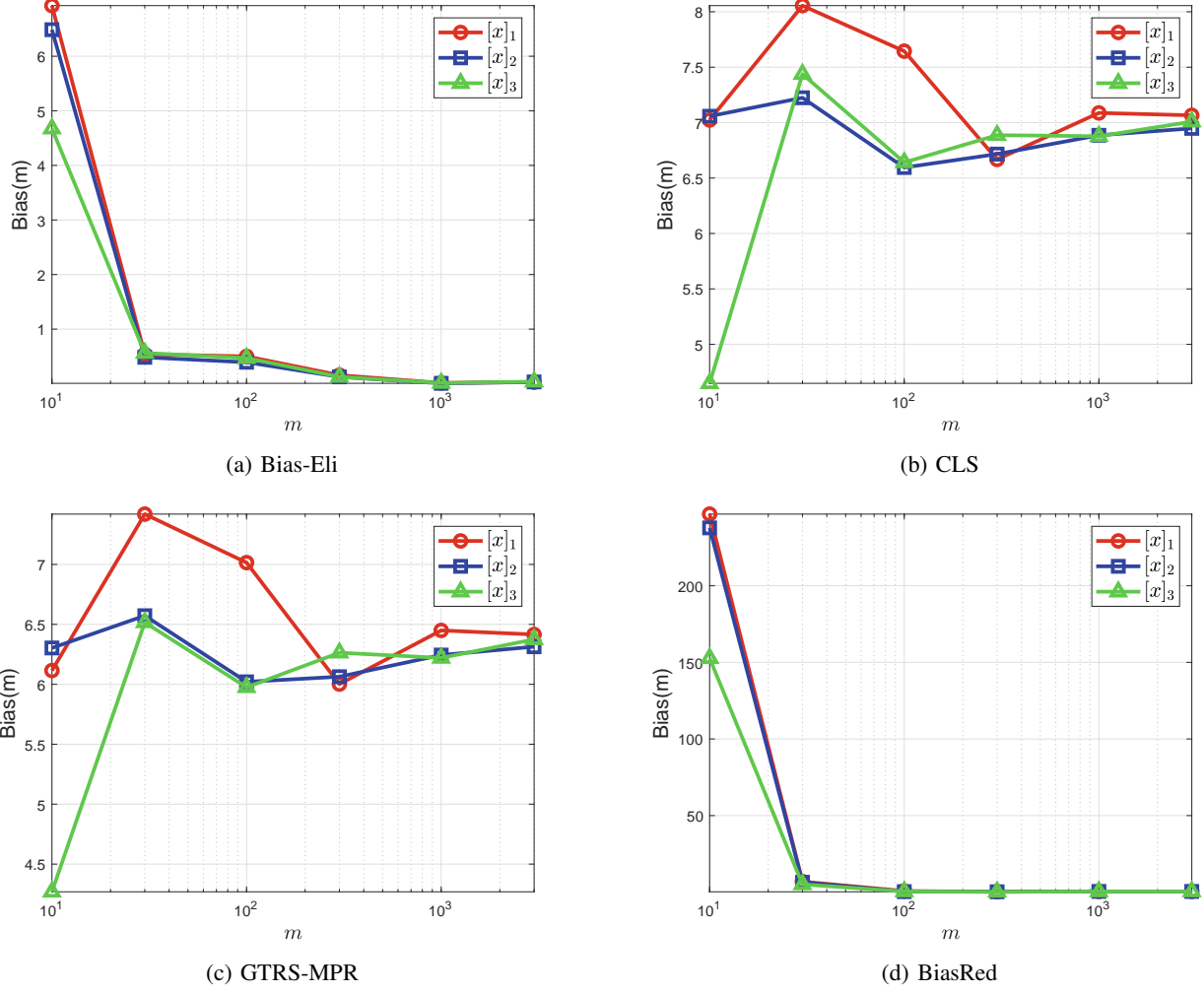


Fig. 3: Bias comparison in uniformly distributed sensor case.

consistently only in the asymptotic case; it may not be precise when the measurement number is small. So does $\frac{2\hat{\sigma}_m^2}{m} G^\top d$. For the CLS and GTRS-MPR estimators, their biases converge to nonzero values, which makes them not consistent (as shown in Fig. 4). It is noteworthy that the BiasRed estimator has small biases when m is large, indicating the method can efficiently reduce biases in this setting.

TABLE I: RMSE of noise variance estimate.

$m = 10$	$m = 30$	$m = 100$	$m = 300$	$m = 1000$	$m = 3000$
2.4216	1.2362	0.6277	0.3674	0.1969	0.1141

The RMSEs of the compared estimators under varied m are plotted in Fig. 4. Since the proposed Bias-Eli solution is asymptotically unbiased, it is consistent, exhibiting a continuously decreasing straight line in the double logarithmic coordinate system. Moreover, the proposed two-step estimator which executes a one-step GN iteration on the basis of the Bias-Eli solution can achieve the RCRLB asymptotically, verifying the conclusion in Lemma 4. Although the BiasRed solution has comparable RMSEs with ours in the case of large m , we claim that it is not consistent, which will be verified in

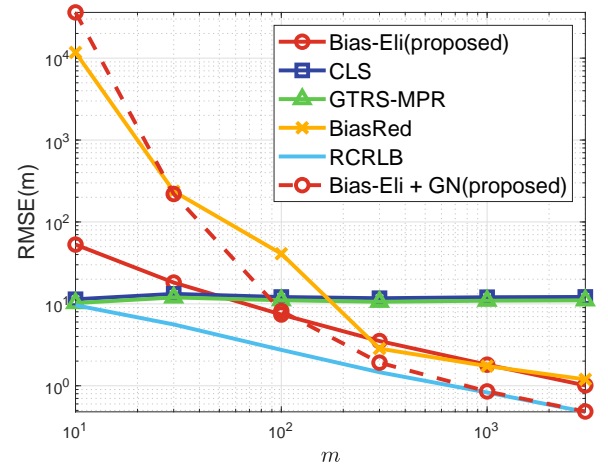


Fig. 4: RMSE comparison in uniformly distributed sensor case.

the following simulation results (see Fig. 6). The reason why it seems to be consistent in this setting is that its asymptotic bias is small, and its variance dominates the RMSE in the scope

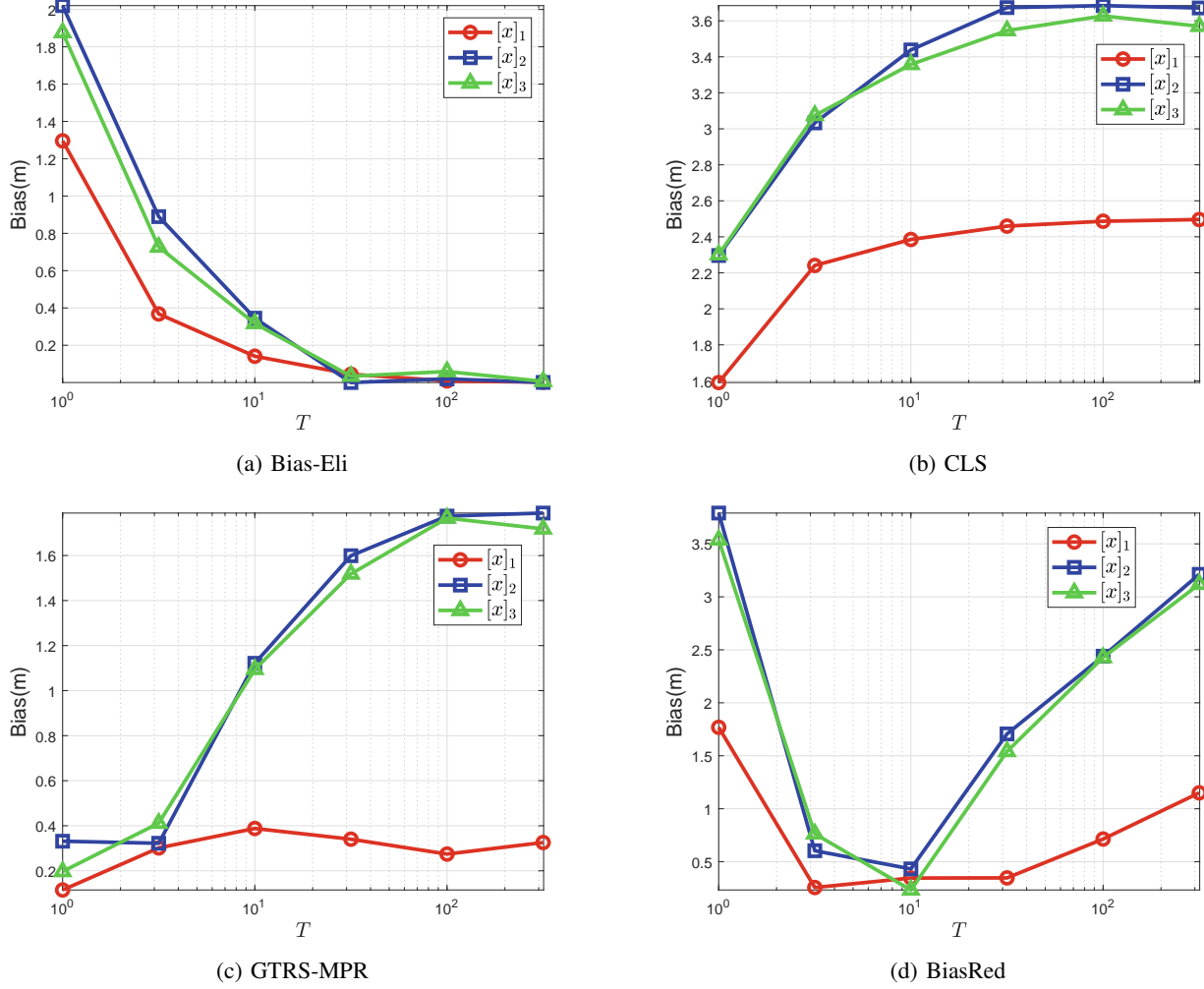


Fig. 5: Bias comparison in fixed-sensor case.

of the plotted m . We note that the RMSEs of the CLS and GTRS-MPR estimators do not decrease as the sensor number increases, indicating this setting is a challenging scenario for them.

B. Position-fixed sensors

In the above subsection, we suppose the sensors are uniformly distributed in a region as Example 1 illustrates. Here, we adopt the scheme in Example 2 and fix 10 sensors at

$$\begin{aligned}
 a_1 &= [50 \ 0 \ 50]^\top, \ a_2 = [50 \ 50 \ -50]^\top, \ a_3 = [50 \ -50 \ 50]^\top, \\
 a_4 &= [50 \ 0 \ 0]^\top, \ a_5 = [50 \ 50 \ 50]^\top, \ a_6 = [-50 \ 0 \ -50]^\top, \\
 a_7 &= [-50 \ -50 \ 50]^\top, \ a_8 = [-50 \ 50 \ -50]^\top, \\
 a_9 &= [-50 \ 0 \ 0]^\top, \ a_{10} = [-50 \ -50 \ -50]^\top.
 \end{aligned}$$

Each sensor makes total T rounds of i.i.d. observations, and with the increase of T , the TDOA measurements can be large enough. The coordinates of the source is $x^o = [52 \ 52 \ 52]^\top$, and the standard deviation of noises is $\sigma = 5$. The measurement number T of each sensor is set to 1, 3, 10, 30, 100, and 300 respectively, and for each T , we run 1000 Monte-Carlo tests to evaluate biases and RMSEs. The biases

under varied T are presented in Fig. 5. Same as before, our Bias-Eli estimator is asymptotically unbiased. For the CLS and GTRS-MPR estimators, their biases converge to nonzero values, which makes them not consistent (as shown in Fig. 6). It is noteworthy that the bias of the BiasRed estimator seems to diverge as T increases. The reason is that the bias estimate in [23] is obtained in the small noise region, and it may be quite inaccurate when the intensity of noise is relatively large.

The RMSEs of the compared estimators under varied T are plotted in Fig. 6. Our first-step estimate Bias-Eli is consistent, and an additional one-step GN iteration can asymptotically achieve the RCRLB. However, the compared algorithms are not consistent. As discussed above, they are biased even in the asymptotic case, making their RMSEs converge to the norm of the corresponding asymptotic biases. It is worth noting that the proposed two-step estimate and the GTRS-MPR solution outperform the RCRLB in the small T region. This is because the estimators are biased in the finite sample case and their variances are not necessarily greater than the CRLB. Besides, we note that the BiasRed estimator, which is based on the assumption of small noise intensity, seems not very stable in this setting, exhibiting a fluctuating curve.

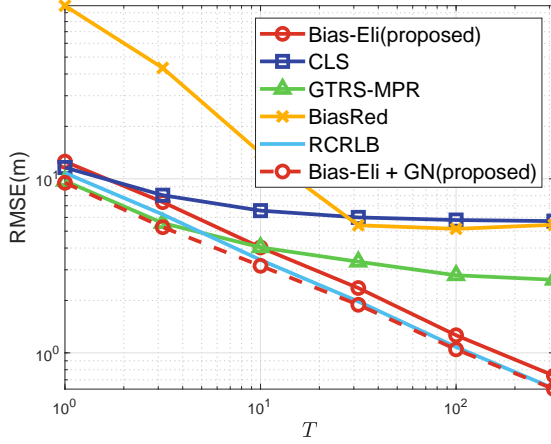


Fig. 6: RMSE comparison in fixed-sensor case.

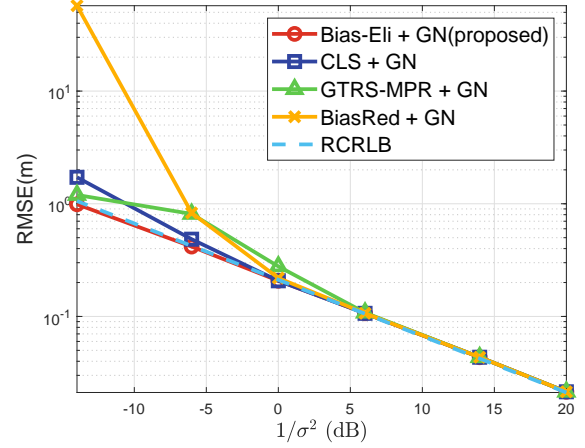


Fig. 7: RMSE comparison under varied noise intensities.

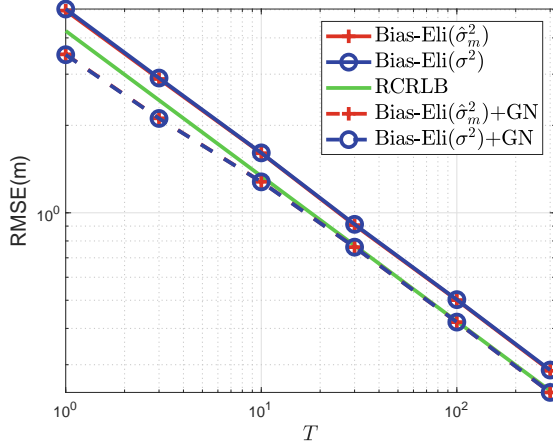
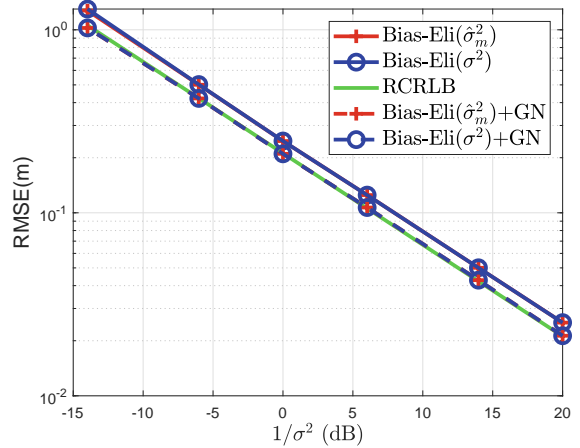
(a) $\sigma = 2$ (b) $T = 100$

Fig. 8: Comparison with Bias-Eli estimator using the true noise variance.

Next, we set $x^o = [51 \ 51 \ 51]^T$ and compare the asymptotic RMSEs under varied noise intensities in the large sample case. We let $T = 100$, and σ is set as 0.1, 0.2, 0.5, 1, 2, and 5 respectively. For each choice of σ , 1000 Monte-Carlo tests are executed to evaluate RMSEs. Besides our algorithm, we also perform a one-step GN iteration for the compared algorithms. The result is presented in Fig. 7 where we take the x-axis as $10 \log_{10}(1/\sigma^2)$. In the small noise region, all estimators can achieve the RCRLB. This phenomenon arises from the fact that when the intensity of noises is small, the bias of these estimators is negligible, and the RMSE is dominated by their covariance. With the increase in noise intensity, the bias plays a more important role. As a result, the RMSE of the compared algorithms which do not appropriately eliminate the bias deviates from the RCRLB in the large noise region. However, owing to elaborate bias elimination, our estimator achieves the RCRLB consistently irrespective of the noise intensity.

Till now, we have used the estimated noise variance $\hat{\sigma}_m^2$ in our proposed Bias-Eli estimator. Here, we compare it (denoted as Bias-Eli($\hat{\sigma}_m^2$) in Fig. 8) with the Bias-Eli solution utilizing

the true noise variance σ^2 (denoted as Bias-Eli(σ^2) in Fig. 8). Since the estimator Bias-Eli(σ^2) does not need to estimate the noise variance, it could have smaller RMSEs than Bias-Eli($\hat{\sigma}_m^2$). However, it is not the case in our simulation as shown in Fig. 8, where Fig. 8(a) and 8(b) present the RMSE under varied measurement numbers ($\sigma = 2$) and varied noise intensities ($T = 100$), respectively. In both cases, the two estimators have negligible differences, which shows the superiority of the proposed noise variance estimation algorithm.

Last, we compare the CPU time of different algorithms. All algorithms are executed in Matlab codes, and the CPU type is Intel Core i7-10700. For the compared three estimators, we directly use the open-source codes provided by the authors. Each algorithm is executed 10 times to accumulate the costed CPU time. The result is listed in Table II from which we see that our algorithm costs the least time for all T . Moreover, the CPU time of our algorithm linearly increases with respect to T , coinciding with the theoretical analysis, while the GTRS-MPR and BiasRed exhibit a nonlinear trend. The CLS estimator involves solving two linear matrix inequalities, which is realized using the CVX toolbox, costing a lot of time. Therefore, our

estimator has an obvious advantage in time complexity and is desirable in the large sample case.

TABLE II: CPU Time comparison among different algorithms. Each algorithm is executed 10 times to accumulate the CPU time. The unit adopted is seconds.

	$T = 1$	$T = 3$	$T = 10$	$T = 30$	$T = 100$	$T = 300$
CLS	2.8760	2.8512	2.9396	2.8695	2.9352	3.1092
GTRS-MPR	0.0062	0.0065	0.0139	0.0720	1.8651	52.221
BiasRed	0.0024	0.0025	0.0099	0.1039	3.8845	132.88
Bias-Eli+GN	0.0021	0.0026	0.0065	0.0155	0.0356	0.1009

VII. CONCLUSION

In this paper, we have proposed a consistent and asymptotically efficient localization estimator based on range-difference measurements. The existence of such an estimator is guaranteed by some readily-checked conditions on measurement noises and sensor deployment. By noting the convergence of the negative log-likelihood function, we first obtained a \sqrt{m} -consistent solution and then applied GN iterations to refine it. Specifically, the \sqrt{m} -consistent solution is calculated via bias elimination. By solving a 3-order polynomial, we obtained a consistent estimate of noise variance, which forms the foundation of a consistent bias estimate. Following the preliminary consistent solution, we showed from both theoretical and experimental aspects that a one-step GN iteration would suffice to attain asymptotic efficiency. In addition, the proposed algorithm has $O(m)$ time complexity and costs much less time than the compared algorithms in the large sample case.

APPENDIX A PROOF OF THEOREM 5

Let $C(z) = Q - S(z)$. The value $\lambda_{\max}(Q^{-1}S(z))$ largely depends on the property of $C(z)$, which is summarized in the following lemma.

Lemma 6. *The value $\lambda_{\max}(Q^{-1}S(z))$ depends on the eigenvalues of $C(z)$. Specifically,*

- (i). *If $C(z) \succ 0$, then $\lambda_{\max}(Q^{-1}S(z)) < 1$.*
- (ii). *If $C(z)$ is indefinite, then $\lambda_{\max}(Q^{-1}S(z)) > 1$.*
- (iii). *If $C(z) \succeq 0$, then $\lambda_{\max}(Q^{-1}S(z)) = 1$.*

Proof. First, when $C(z)$ is positive-definite, suppose $\lambda_{\max}(Q^{-1}S(z)) \geq 1$, i.e., $\lambda_{\max}(Q^{-\frac{1}{2}}S(z)Q^{-\frac{1}{2}}) \geq 1$. Let $v = Q^{\frac{1}{2}}y$ be an eigenvector associated with $\lambda_{\max}(Q^{-\frac{1}{2}}S(z)Q^{-\frac{1}{2}})$. Since $Q = C(z) + S(z)$, we have

$$\begin{aligned} \|v\|^2 &= v^\top Q^{-\frac{1}{2}}C(z)Q^{-\frac{1}{2}}v + v^\top Q^{-\frac{1}{2}}S(z)Q^{-\frac{1}{2}}v \\ &\geq y^\top C(z)y + \|v\|^2 \\ &> \|v\|^2, \end{aligned}$$

which leads to a contradiction. Thus, $\lambda_{\max}(Q^{-1}S(z)) < 1$.

Secondly, when $C(z)$ is indefinite, suppose $\lambda_{\max}(Q^{-1}S(z)) \leq 1$. There exists $y \neq 0$ such that $y^\top C(z)y < 0$. Let $v = Q^{\frac{1}{2}}y$, as a result,

$$\begin{aligned} \|v\|^2 &= y^\top C(z)y + v^\top Q^{-\frac{1}{2}}S(z)Q^{-\frac{1}{2}}v \\ &< \|v\|^2, \end{aligned}$$

which leads to a contradiction. Thus, $\lambda_{\max}(Q^{-1}S(z)) > 1$.

Finally, when $C(z)$ is positive semi-definite and singular, by using a similar argument with that of the positive-definite case, we obtain $\lambda_{\max}(Q^{-1}S(z)) \leq 1$. Further, there exists $y \neq 0$ such that $C(z)y = 0$. Noting that $C(z) = Q - S(z)$, we have $Q^{-1}S(z)y = y$, which implies $\lambda_{\max}(Q^{-1}S(z)) = 1$ and completes the proof. \square

We first consider the asymptotic case. Let $Q_\infty = \lim_{m \rightarrow \infty} Q$, $S_\infty(z) = \lim_{m \rightarrow \infty} S(z)$, $R_\infty(z) = \lim_{m \rightarrow \infty} R(z)$, and $C_\infty(z) = \lim_{m \rightarrow \infty} C(z)$. We have the following lemma.

Lemma 7. *It holds that $\min\{z \mid \lambda_{\max}(Q_\infty^{-1}S_\infty(z)) = 1\} = \sigma^2$.*

Proof. Based on Lemma 3, we have

$$\frac{\tilde{A}^\top \tilde{A}}{m} = \frac{\tilde{A}^{\circ\top} \tilde{A}^\circ}{m} + S(\sigma^2) + O_p\left(\frac{1}{\sqrt{m}}\right),$$

where

$$\tilde{A}^\circ = \begin{bmatrix} -2a_1^\top & 1 & -2d_1^\circ & -2a_1^\top x^\circ + \sigma^2 - 2d_1^\circ \|x^\circ\| \\ \vdots & \vdots & \vdots & \vdots \\ -2a_m^\top & 1 & -2d_m^\circ & -2a_m^\top x^\circ + \sigma^2 - 2d_m^\circ \|x^\circ\| \end{bmatrix}$$

is the noise-free counterpart of \tilde{A} . Since the last column of \tilde{A}° is a linear combination of the former columns, $\tilde{A}^{\circ\top} \tilde{A}^\circ / m$ is singular, so is the asymptotic case, i.e., $C_\infty(\sigma^2) = Q_\infty - S_\infty(\sigma^2) = \lim_{m \rightarrow \infty} \tilde{A}^{\circ\top} \tilde{A}^\circ / m$ is singular. Hence, $\lambda_{\max}(Q_\infty^{-1}S_\infty(\sigma^2)) = 1$ based on Lemma 6. For $z < \sigma^2$,

$$\begin{aligned} C_\infty(z) &= Q_\infty - S_\infty(z) \\ &= C_\infty(\sigma^2) + S_\infty(\sigma^2) - S_\infty(z) \\ &= C_\infty(\sigma^2) + (\sigma^2 - z) \begin{bmatrix} 0_{(n+1) \times (n+1)} & 0_{(n+1) \times 2} \\ 0_{2 \times (n+1)} & R(\sigma^2 + z) \end{bmatrix}, \end{aligned}$$

in which $R(z) = \begin{bmatrix} 4 & -4\bar{d}^\circ \\ -4\bar{d}^\circ & 4(\bar{d}^{\circ 2} + \sigma^2) - 2z \end{bmatrix}$, and

$$\begin{aligned} \det(R(\sigma^2 + z)) &= 16(\bar{d}^{\circ 2} + \sigma^2) - 8(\sigma^2 + z) - 16\bar{d}^{\circ 2} \\ &= 16(\bar{d}^{\circ 2} - \bar{d}^{\circ 2}) + 8(\sigma^2 - z) \\ &> 0, \end{aligned}$$

where $\bar{d}^\circ = \sum_{i=1}^m d_i^\circ / m$ and $\bar{d}^{\circ 2} = \sum_{i=1}^m d_i^{\circ 2} / m$. Therefore, $R(\sigma^2 + z) \succ 0$ for $z < \sigma^2$, and $S_\infty(\sigma^2) - S_\infty(z) \succeq kS_\infty(\sigma^2)$ for a small $k \in (0, 1)$. In addition,

$$C_\infty(\sigma^2) + kS_\infty(\sigma^2) = (1 - k)C_\infty(\sigma^2) + kQ_\infty \succ 0$$

for every $k \in (0, 1)$. As a result,

$$\begin{aligned} C_\infty(z) &= C_\infty(\sigma^2) + S_\infty(\sigma^2) - S_\infty(z) \\ &\succeq C_\infty(\sigma^2) + kS_\infty(\sigma^2) \\ &\succ 0. \end{aligned}$$

That is, for $z < \sigma^2$, $\lambda_{\max}(Q_\infty^{-1}S_\infty(\sigma^2)) < 1$ (based on Lemma 6), which implies $\sigma^2 = \min\{z \mid \lambda_{\max}(Q_\infty^{-1}S_\infty(z)) = 1\}$. \square

In the finite-sample case, the two eigenvalues of $S(z)$ associated with $S_{22}(z)$ are

$$\lambda_l = -(z^2 - 2z - 2\bar{d}^2 z) - \sqrt{\Delta},$$

$$\lambda_u = -(z^2 - 2z - 2\bar{d}^2 z) + \sqrt{\Delta},$$

where $\Delta = (z^2 - 2z - 2\bar{d}^2 z)^2 + 8z^3 + 16\bar{d}^2 z^2 - 16\bar{d}^2 z^2$. As z increases, λ_l goes to negative infinity, while λ_u tends to positive infinity. When $\lambda_u > \lambda_{\max}(Q)$, $C(z) = Q - S(z)$ is indefinite. Further combining the facts that $C(0) = Q$ is positive-definite and the eigenvalues of $C(z)$ are continuous with respect to z , there exists a $z_m > 0$ such that $C(z_m) \succeq 0$. Thus, the set $\{z \mid \lambda_{\max}(Q^{-1}S(z)) = 1\}$ is non-empty, and $\hat{\sigma}_m^2 = \min\{z \mid \lambda_{\max}(Q^{-1}S(z)) = 1\}$ exists. Since Q and $S(z)$ converge to Q_∞ and $S_\infty(z)$ with the rate $O_p(1/\sqrt{m})$ based on Lemma 3 and $\min\{z \mid \lambda_{\max}(Q^{-1}S(z)) = 1\}$ is a continuous function of Q and $S(z)$, the estimate $\hat{\sigma}_m^2$ shares the same rate of convergence, i.e., $\hat{\sigma}_m^2 - \sigma^2 = O_p(1/\sqrt{m})$, which completes the proof.

REFERENCES

- [1] T. Wang, Y. Shen, A. Conti, and M. Z. Win, "Network navigation with scheduling: Error evolution," *IEEE Transactions on Information Theory*, vol. 63, no. 11, pp. 7509–7534, 2017.
- [2] F. Meng, X. Shen, Z. Wang, H. Liu, J. Wang, Y. Zhu, and P. K. Varshney, "Multiple-source ellipsoidal localization using acoustic energy measurements," *Automatica*, vol. 112, p. 108737, 2020.
- [3] D. Yang, B. Qu, J. Yang, and P. Cudré-Mauroux, "Lbsn2vec++: Heterogeneous hypergraph embedding for location-based social networks," *IEEE Transactions on Knowledge and Data Engineering*, 2020.
- [4] H. Huang, G. Gartner, J. M. Krisp, M. Raubal, and N. Van de Weghe, "Location based services: ongoing evolution and research agenda," *Journal of Location Based Services*, vol. 12, no. 2, pp. 63–93, 2018.
- [5] A. N. Bishop, B. Fidan, B. D. Anderson, K. Doğançay, and P. N. Pathirana, "Optimality analysis of sensor-target localization geometries," *Automatica*, vol. 46, no. 3, pp. 479–492, 2010.
- [6] Y. Sun, K. Ho, and Q. Wan, "Solution and analysis of TDOA localization of a near or distant source in closed form," *IEEE Transactions on Signal Processing*, vol. 67, no. 2, pp. 320–335, 2018.
- [7] G. Zeng, B. Mu, J. Wei, W. S. Wong, and J. Wu, "Localizability with range-difference measurements: Numerical computation and error bound analysis," *IEEE/ACM Transactions on Networking*, vol. 30, no. 5, pp. 2117–2130, 2022.
- [8] Y. Xiong, N. Wu, Y. Shen, and M. Z. Win, "Cooperative localization in massive networks," *IEEE Transactions on Information Theory*, vol. 68, no. 2, pp. 1237–1258, 2021.
- [9] Y. Shen and M. Z. Win, "Fundamental limits of wideband localization—Part I: A general framework," *IEEE Transactions on Information Theory*, vol. 56, no. 10, pp. 4956–4980, 2010.
- [10] Y. Han, Y. Shen, X.-P. Zhang, M. Z. Win, and H. Meng, "Performance limits and geometric properties of array localization," *IEEE Transactions on Information Theory*, vol. 62, no. 2, pp. 1054–1075, 2015.
- [11] D. J. Torrieri, "Statistical theory of passive location systems," *IEEE Transactions on Aerospace and Electronic Systems*, no. 2, pp. 183–198, 1984.
- [12] C. Mensing and S. Plass, "Positioning algorithms for cellular networks using TDOA," in *Proceedings of IEEE International Conference on Acoustics, Speech, and Signal Processing (ICASSP)*, 2006, pp. 513–516.
- [13] Z. Shi, X. Chang, C. Yang, Z. Wu, and J. Wu, "An acoustic-based surveillance system for amateur drones detection and localization," *IEEE Transactions on Vehicular Technology*, vol. 69, no. 3, pp. 2731–2739, 2020.
- [14] X. Chang, C. Yang, J. Wu, X. Shi, and Z. Shi, "A surveillance system for drone localization and tracking using acoustic arrays," in *Proceedings of IEEE Sensor Array and Multichannel Signal Processing Workshop (SAM)*, 2018, pp. 573–577.
- [15] K. W. K. Lui, F. K. W. Chan, and H.-C. So, "Semidefinite programming approach for range-difference based source localization," *IEEE Transactions on Signal Processing*, vol. 57, no. 4, pp. 1630–1633, 2008.
- [16] E. Xu, Z. Ding, and S. Dasgupta, "Reduced complexity semidefinite relaxation algorithms for source localization based on time difference of arrival," *IEEE Transactions on Mobile Computing*, vol. 10, no. 9, pp. 1276–1282, 2010.
- [17] Y. Zou, Q. Wan, and H. Liu, "Semidefinite programming for TDOA localization with locally synchronized anchor nodes," in *Proceedings of IEEE International Conference on Acoustics, Speech, and Signal Processing (ICASSP)*, 2018, pp. 3524–3528.
- [18] G. Wang and K. Ho, "Convex relaxation methods for unified near-field and far-field TDOA-based localization," *IEEE Transactions on Wireless Communications*, vol. 18, no. 4, pp. 2346–2360, 2019.
- [19] G. Wang and H. Chen, "An importance sampling method for TDOA-based source localization," *IEEE Transactions on Wireless Communications*, vol. 10, no. 5, pp. 1560–1568, 2011.
- [20] A. Beck, P. Stoica, and J. Li, "Exact and approximate solutions of source localization problems," *IEEE Transactions on Signal Processing*, vol. 56, no. 5, pp. 1770–1778, 2008.
- [21] R. Amiri, F. Behnia, and A. Noroozi, "An efficient estimator for TDOA-based source localization with minimum number of sensors," *IEEE Communications Letters*, vol. 22, no. 12, pp. 2499–2502, 2018.
- [22] X. Qu, L. Xie, and W. Tan, "Iterative constrained weighted least squares source localization using TDOA and FDOA measurements," *IEEE Transactions on Signal Processing*, vol. 65, no. 15, pp. 3990–4003, 2017.
- [23] K. Ho, "Bias reduction for an explicit solution of source localization using TDOA," *IEEE Transactions on Signal Processing*, vol. 60, no. 5, pp. 2101–2114, 2012.
- [24] Y. T. Chan and K. Ho, "A simple and efficient estimator for hyperbolic location," *IEEE Transactions on Signal Processing*, vol. 42, no. 8, pp. 1905–1915, 1994.
- [25] G. Wang, S. Cai, Y. Li, and N. Ansari, "A bias-reduced nonlinear WLS method for TDOA/FDOA-based source localization," *IEEE Transactions on Vehicular Technology*, vol. 65, no. 10, pp. 8603–8615, 2015.
- [26] S. Chen and K. Ho, "Achieving asymptotic efficient performance for squared range and squared range difference localizations," *IEEE Transactions on Signal Processing*, vol. 61, no. 11, pp. 2836–2849, 2013.
- [27] L. Zhang, T. Zhang, and H.-S. Shin, "An efficient constrained weighted least squares method with bias reduction for TDOA-based localization," *IEEE Sensors Journal*, vol. 21, no. 8, pp. 10 122–10 131, 2021.
- [28] G. Zeng, B. Mu, J. Chen, Z. Shi, and J. Wu, "Global and asymptotically efficient localization from range measurements," *IEEE Transactions on Signal Processing*, vol. 70, pp. 5041–5057, 2022.
- [29] H. Jiang, W. Wang, Y. Shen, X. Li, X. Ren, B. Mu, and J. Wu, "Efficient planar pose estimation via UWB measurements," *arXiv:2209.06779*, 2022.
- [30] G. Bellusci, G. J. M. Janssen, J. Yan, and C. C. J. M. Tiberius, "Model of distance and bandwidth dependency of TOA-based UWB ranging error," in *Proceedings of IEEE International Conference on Ultra-Wideband (ICUWB)*, 2008, pp. 193–196.
- [31] G. Casella and R. L. Berger, *Statistical inference*. Cengage Learning, 2021.
- [32] H. S. M. Coxeter and S. L. Greitzer, *Geometry revisited*. The Mathematical Association of America, 1967.
- [33] P. Billingsley, *Convergence of probability measures*. John Wiley & Sons, 2013.
- [34] R. I. Jennrich, "Asymptotic properties of non-linear least squares estimators," *The Annals of Mathematical Statistics*, vol. 40, no. 2, pp. 633–643, 1969.
- [35] B. Mu, E.-W. Bai, W. X. Zheng, and Q. Zhu, "A globally consistent nonlinear least squares estimator for identification of nonlinear rational systems," *Automatica*, vol. 77, pp. 322–335, 2017.
- [36] E. L. Lehmann and G. Casella, *Theory of point estimation*. Springer-Verlag, 1998.