

# CVA6 RISC-V Virtualization: Architecture, Microarchitecture, and Design Space Exploration

Bruno Sá<sup>\*</sup>, Luca Valente<sup>†</sup>, José Martins<sup>\*</sup>, Davide Rossi<sup>†</sup>, Luca Benini<sup>†‡</sup>, Sandro Pinto<sup>\*</sup>

<sup>\*</sup> Centro ALGORTIMI/LASI, Universidade do Minho, Portugal

<sup>†</sup> DEI, University of Bologna, Italy <sup>‡</sup> IIS lab, ETH Zurich, Switzerland

bruno.sa@algoritmi.uminho.pt, luca.valente@unibo.it, jose.martins@dei.uminho.pt, davide.rossi@unibo.it, lbenini@iis.ee.ethz.ch, sandro.pinto@dei.uminho.pt

**Abstract**—Virtualization is a key technology used in a wide range of applications, from cloud computing to embedded systems. Over the last few years, mainstream computer architectures were extended with hardware virtualization support, giving rise to a set of virtualization technologies (e.g., Intel VT, Arm VE) that are now proliferating in modern processors and SoCs. In this article, we describe our work on hardware virtualization support in the RISC-V CVA6 core. Our contribution is multifold and encompasses architecture, microarchitecture, and design space exploration. In particular, we highlight the design of a set of microarchitectural enhancements (i.e., G-Stage Translation Lookaside Buffer (GTLB), L2 TLB) to alleviate the virtualization performance overhead. We also perform a design space exploration (DSE) and accompanying post-layout simulations (based on 22nm FDX technology) to assess performance, power and area (PPA). Further, we map design variants on an FPGA platform (Genesys 2) to assess the functional performance-area trade-off. Based on the DSE, we select an optimal design point for the CVA6 with hardware virtualization support. For this optimal hardware configuration, we collected functional performance results by running the MiBench benchmark on Linux atop Bao hypervisor for a single-core configuration. We observed a performance speedup of up to 16% (approx. 12.5% on average) compared with virtualization-aware non-optimized design, at the minimal cost of 0.78% in area and 0.33% in power.

**Index Terms**—Virtualization, CVA6, Microarchitecture, TLB, MMU, Design Space Exploration, Hypervisor, RISC-V.

## I. INTRODUCTION

Virtualization is a technological enabler used on a large spectrum of applications, ranging from cloud computing and servers to mobiles and embedded systems [1]. As a fundamental cornerstone of cloud computing, virtualization provides numerous advantages for workload management, data protection, and cost-/power-effectiveness [2]. On the other side of the spectrum, the embedded and safety-critical systems industry has resorted to virtualization as a fundamental approach to address the market pressure to minimize size, weight, power, and cost (SWaP-C), while guaranteeing temporal and spatial isolation for certification (e.g., ISO26262) [3]–[5]. Due to the proliferation of virtualization across multiple industries and use cases, prominent players in the silicon industry started to introduce hardware virtualization support in mainstream computing architectures (e.g., Intel Virtualization Technology, Arm Virtualization Extensions, respectively) [6], [7].

Recent advances in computing architectures have brought to light a novel instruction set architecture (ISA) named RISC-

V [8]. RISC-V has recently reached the mark of 10+ billion shipped cores [9]. It distinguishes itself from the classical mainstream, by providing a free and open standard ISA, featuring a modular and highly customizable extension scheme that allows it to scale from small microcontrollers up to supercomputers [10]–[16]. The RISC-V privileged architecture provides hardware support for virtualization by defining the Hypervisor extension [17], ratified in Q4 2021.

Despite the Hypervisor extension ratification, as of this writing, there is no RISC-V silicon with this extension on the market<sup>1</sup>. There are open-source hypervisors with upstream support for the Hypervisor extension, i.e., Bao [1], Xvisor [18], KVM [19], and seL4 [20] (and work in progress in Xen [21] and Jailhouse [22]). However, to the best of our knowledge, there are just a few hardware implementations deployed on FPGA, which include the Rocket chip [23] and NOEL-V [24] (and soon SHAKTI and Chromite [25]). Notwithstanding, no existing work has (i) focused on understanding and enhancing the microarchitecture for virtualization and (ii) performed a design space exploration (DSE) and accompanying power, performance, area (PPA) analysis.

In this work, we describe the architectural and microarchitectural support for virtualization in an open source RISC-V CVA6-based [14] (64-bit) SoC. At the architectural level, the implementation is compliant with the Hypervisor extension (v1.0) [17] and includes the implementation of the RISC-V timer (Sstc) extension [26] as well. At the microarchitectural level, we modified the vanilla CVA6 microarchitecture to support the Hypervisor extension, and proposed a set of additional extensions / enhancements to reduce the hardware virtualization overhead: (i) a L1 TLB, (ii) a dedicated second stage TLB coupled to the PTW (i.e., GTLB in our lingo), and (iii) an L2 TLB. We also present and discuss a comprehensive design space exploration on the microarchitecture. We first evaluate 23 (out of 288) hardware designs deployed on FPGA (Genesys 2) and assess the impact on functional performance (execution cycles) and hardware. Then, we elect 10 designs and analyze them in depth with post-layout simulations of implementations in 22nm FDX technology.

To summarize, with this work, we make the following contributions. Firstly, we provide hardware virtualization sup-

<sup>1</sup>SiFive, Ventana, and StarFive have announced RISC-V CPU designs with Hypervisor extension support, but we are not aware of any silicon available on the market yet.

port in the CVA6 core. In particular, we design a set of (virtualization-oriented) microarchitectural enhancements to the nested memory management unit (MMU) (Section III). To the best of our knowledge, there is no work or study describing and discussing microarchitectural extensions to improve the hardware virtualization support in a RISC-V core. Second, we perform a design space exploration (DSE), encompassing dozens of design configurations. This DSE includes trade-offs on parameters from three different microarchitectural components (L1 TLB, GTLB, L2 TLB) and respective impact on functional performance and hardware costs (Section IV). Finally, we conduct post-layout simulations on a few elected design configurations to assess a Power, Performance, and Area (PPA) analysis (Sections V).

For the DSE evaluation, we ran the MiBench (automotive subset) benchmarks to assess functional performance. The virtualization-aware non-optimized CVA6 implementation served as our baseline configuration. The software setup encompassed a single Linux VM running atop Bao hypervisor for a single-core design. We measured the performance speedup of the hosted Linux VM relative to the baseline configuration. Results from the DSE exploration demonstrated that the proposed microarchitectural extensions can achieve a functional performance speedup up to 19% (e.g., for the susanc small benchmark); however, in some cases at the cost of a non-negligible increase in area and power with respect to the baseline. Thus, results from the PPA analysis show that: (i) the Sstc extension has negligible impact on power and area; (iii) the GTLB increases the overall area in less than 1%; and (iv) the L2 TLB introduces a non-negligible 8% increase in area in some configurations. As a representative, well-balanced configuration, we selected the CVA6 design with Sstc support and a GTLB with 8 entries. For this specific hardware configuration, we observed a performance speedup of up to 16% (approx. 12.5% on average) at the cost of 0.78% in area and 0.33% in power. To the best of our knowledge, this paper reports the first public work on a complete DSE evaluation and PPA analysis for a virtualization-enhanced RISC-V core.

## II. BACKGROUND

### A. RISC-V Privileged Specification

The RISC-V privileged instruction set architecture (ISA) [17] divides its execution model into 3 privilege levels: (i) *machine mode* (M-mode) is the most privileged level, hosting the firmware which implements the supervisor binary interface (SBI) (e.g., OpenSBI); (ii) *supervisor mode* (S-Mode) runs Unix type operating systems (OSes) that require virtual memory management; and (iii) *user mode* (U-Mode) executes userland applications. The modularity offered by the RISC-V ISA seamlessly allows for implementations at distinct design points, ranging from small embedded platforms with just M-mode support, to fully blown server class systems with M/S/U.

### B. CVA6

CVA6 (formerly known as Ariane) is an application class RISC-V core that implements both the RV64 and RV32 versions of RISC-V ISA [14]. The core fully supports the 3

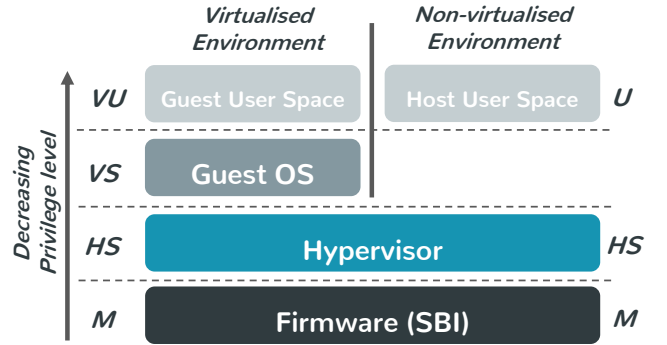


Fig. 1. RISC-V privilege levels: machine (M), hypervisor-extended supervisor (HS), virtual supervisor (VS), and virtual user (VU).

privilege execution modes M/S/U-modes and provides hardware support for memory virtualization by implementing a memory management unit (MMU), making it suitable for running a fully-fledged OS such as Linux. Recent additions also include an energy-efficient Vector Unit co-processor [27]. Internally, the CVA6 microarchitecture encompasses a 6-stage pipeline, single issue, with an out-of-order execution stage and 8 PMP entries. The MMU has separate TLBs for data and instructions and the Page Table Walker (PTW) implements the Sv39 and Sv32 translation modes as defined by the privileged specification [17].

### C. RISC-V Virtualization

Unlike other mainstream ISAs, the RISC-V privileged architecture was designed from the initial conception to be classically virtualizable [28]. So although, the ISA, per se, allows the straightforward implementation of hypervisors resorting for example to classic virtualization techniques [] (e.g., trap-and-emulation and shadow page tables), it is well understood that such techniques incur in a prohibitive performance penalty and cannot cope with current embedded real-time virtualization requirements (e.g. interrupt latency) [23]. Thus, to increase virtualization efficiency, the RISC-V privileged architecture specification introduced hardware support for virtualization through the (optional) *Hypervisor* extension [17].

**Privilege Levels.** As depicted in Figure 1, the RISC-V Hypervisor extension execution model follows an orthogonal design where the *supervisor mode* (S-mode) is modified to an *hypervisor-extended supervisor mode* (HS-mode) well-suited to host both type-1 or type-2 hypervisors<sup>2</sup>. Additionally, two new privileged modes are added and can be leveraged to run the guest OS at *virtual supervisor mode* (VS-mode) and *virtual user mode* (VU-mode).

**Two-stage Address Translation** The Hypervisor extension also defines a second stage of translation (*G-stage* in RISC-V lingo) to virtualize the guest memory by translating guest-physical addresses (GPA) into host-physical addresses (HPA).

<sup>2</sup>The main difference between type-1 (or baremetal) and type-2 (or hosted) hypervisors is that a type-1 hypervisor runs directly on the hardware (e.g., Xen) while a type-2 hypervisor runs atop an operating system (e.g., VMware).

The HS-mode operates like S-mode but with additional hypervisor registers and instructions to control the VM execution and *G-stage* translation. For instance, the *hgap* register holds the *G-stage* root table pointer and respective translation specific configuration fields.

**Hypervisor Control and Status Registers (CSRs).** Each VM running in VS-mode has its own control and status registers (CSRs) that are shadow copies of the S-mode CSRs. These registers can be used to determine the guest execution state and perform VM switches. To control the virtualization state, a specific flag called *virtualization mode* (V bit) is used. When V=1, the guest is executing in VS-mode or VU-mode, normal S-mode CSRs accesses are actually accessing the VS-mode CSRs, and the *G-stage* translation is active. Otherwise, if V=0, normal S-mode CSRs are active, and the *G-stage* is disabled. To ease guest-related exception trap handling, there are guest specific traps, e.g., guest page faults, VS-level illegal exceptions, and VS-level ecalls (a.k.a. hypercalls).

#### D. Nested-MMU

The MMU is a hardware component responsible for translating virtual memory references to physical ones, while enforcing memory access permissions. The OS holds control over the MMU by assigning a virtual address space to each process and managing the MMU translation structures in order to correctly translate virtual addresses (VAs) into physical addresses (PAs). On a virtualized system, the MMU can translate from guest-virtual addresses (GVAs) to guest-physical addresses (GPAs) and from GPA into host-physical addresses (HPAs). In this case, this feature is referred to as nested-MMU. The RISC-V ISA supports the nested-MMU through a new stage of translation that converts GPA into HPA, denoted G-stage. The guest VM takes control over the first stage of translation (VS-stage in RISC-V lingo), while the hypervisor assumes control over the second one (G-stage). Originally, the RISC-V privileged specification defines that a VA is converted into a PA by transversing a multi-level radix-tree table using one of four different topologies: (i) *Sv32* for 32 virtual address spaces (VAS) with a 2-level hierarchy tree; (ii) *Sv39* for 39-bit VAS with a 3-level tree; (iii) *Sv48* for 48-bit VAS and 4-level tree; and (iv) *Sv57* for 57-bit VAS and 5-level tree. Each level holds a pointer to the next table (non-leaf entry) or the final translation (leaf entry). This pointer and respective permissions are stored in a 64-bit (RV64) or 32-bit (RV32) width page table entry (PTE). Note that RISC-V splits the virtual address into 4KiB page sizes, but since each level can either be a leaf on non-leaf, it supports superpages to reduce the TLB pressure, e.g., *Sv39* supports 4KiB, 2MiB, and 1GiB page sizes.

#### E. RISC-V "stimecmp/vstimecmp" Extension (Sstc)

The RISC-V Sstc extension [26] aims at enhancing supervisor mode with its own timer interrupt facility, thus eliminating the large overheads for emulating S/HS-mode timers and timer interrupt generation up in M-mode. The Sstc extension also adds a similar facility to the Hypervisor extension for VS-mode. To enable direct control over timer interrupts in

the HS/S-mode and VS-mode, the Sstc encompasses two additionally CSRs: (i) *stimecmp* and (ii) *vstimecmp*. Whenever the value of *time* counter register is greater than the value of *stimecmp*, the supervisor timer interrupt pending (STIP) bit goes high and a timer interrupt is delivered to HS/S-mode. The same happens for VS-mode, with one subtle difference: the offset of the guest delta register (*htimedelta*) is added to the *time* value. If *vstimecmp* is greater than *time+htimedelta*, *VSTIP* goes high and the VS-mode timer interrupt is generated. For a complete overview of the RISC-V timer architecture and a discussion on why the classic RISC-V timer specification incurs a significant performance penalty, we refer the interested reader to [23].

### III. CVA6 HYPERVISOR SUPPORT: ARCHITECTURE AND MICROARCHITECTURE

In this section, we describe the architectural and microarchitectural hardware virtualization support in the CVA6 (compliant with the RISC-V Hypervisor extension v1.0), illustrated in Figure 2.

#### A. Hypervisor and Virtual Supervisor Execution Modes

As previously described (refer to Section II-C), the Hypervisor extension specification extends the S-mode into the HS-mode and adds two extra orthogonal execution modes, denoted VS-mode and VU-mode. To add support for this new execution modes, we have extended/modified some of the CVA6 core functional blocks, in particular, the *CSR* and *Decode* modules. As illustrated by Figure 2, the hardware virtualization architecture logic encompasses five building blocks: (i) VS-mode and HS-mode CSRs access logic and permission checks; (ii) exceptions and interrupts triggering and delegation; (iii) trap entry and exit; (iv) hypervisor instructions decoding and execution; and (v) nested-MMU translation logic. The *CSR module* was extended to implement the first three building blocks that comprise the hardware virtualization logic, specifically: (i) HS-mode and VS-mode CSRs access logic (read/write operations); (ii) HS and VS execution mode trap entry and return logic; and (iii) a fraction of the exception/interrupt triggering and delegation logic from M-mode to HS-mode and/or to VS/VU-mode (e.g., reading/writing to *vsatp* CSR triggers an exception in VS-mode when *VTM* bit is set on *hstatus* CSR). The *Decode* module was modified to implement hypervisor instructions decoding (e.g., hypervisor load/store instructions and memory-management fence instructions) and all VS-mode related instructions execution access exception triggering.

We refer readers to Table I, which presents a summary of the features that were fully and partially implemented. We have implemented all mandatory features of the ratified 1.0 version of the specification; however, we still left some optional features as partially implemented, due to the dependency on upcoming or newer extensions. For example: *hvincfg* bits depend on *Zicbom* [29] (cache block management operations); *hgeie* and *hgeip* depend on the Advanced Interrupt Architecture (AIA) [30]; and *hgap* depends on virtual address spaces not currently supported in the vanilla CVA6.

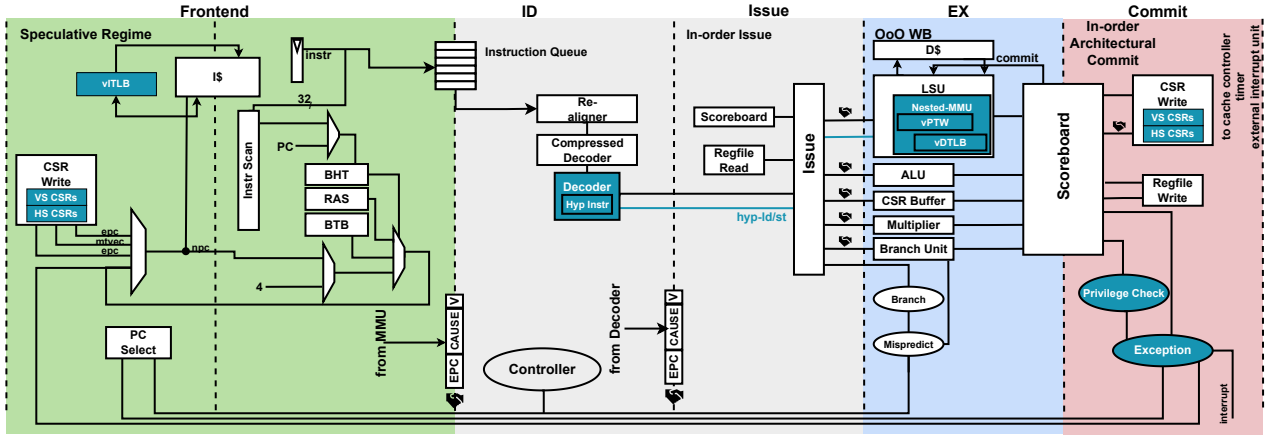


Fig. 2. CVA6 core microarchitecture featuring the RISC-V hypervisor extension. Major microarchitectural changes to the core functional blocks (e.g., Decoder, PTW, TLBs, and CSRs) are highlighted in blue. Adapted from [14].

TABLE I

HYPERVISOR EXTENSION FEATURES IMPLEMENTED IN THE CVA6 CORE:  
 ● FULLY-IMPLEMENTED; ◐ PARTIALLY IMPLEMENTED.

CSRs	hstatus/mstatus	●
	hideleg/hedeleg/mideleg	●
	hvip/hip/hie/mip/mie	●
	hgeip/hgeie	◐
	hcounteren	●
	htimedelta	●
	henvcfg	◐
	mtval2/htval	●
	mtinst/htinst	●
	hgatp	◐
	vsstatus/vsip/vsie/vstvec/vsscratch vsepc/vscause/vstval/vsatp	●
Instructions	hlv/hlvx/hsv	●
	hfence.vvma/gvma	●
Exceptions & Interrupts	Environment call from VS-mode	●
	Instruction/Load/Store guest-page fault	●
	Virtual instruction	●
	Virtual Supervisor sw/timer/external interrupts	●
	Supervisor guest external interrupt	●

### B. Hypervisor Load/Store Instructions

The hypervisor load/store instructions (i.e., *HLV*, *HSV*, and *HLVX*) provide a mechanism for the hypervisor to access the guest memory while subject to the same translation and permission checks as in VS-mode or VU-mode. These instructions change the translation settings at the instruction granularity level, forcing a full swap of privilege level and translation applied at every hypervisor load/store instruction execution. The implementation encompasses the addition of a signal (identified as *hyp\_ld/st* in Figure 2) to the CVA6 pipeline that travels from the decoding to the load/store unit in the execute stage. This signal is then fed into the MMU that performs (i) all necessary context switches (i.e., enables the *hgatp* and *vstap* CSRs), (ii) enables the virtualization mode, and (iii) changes execution mode as specified in the *hstatus.SPVP* field.

### C. Nested Page-Table Walker (PTW)

One of the major functional blocks of an MMU is the page-table walker (PTW). Fundamentally, the PTW is responsible for partitioning a virtual address accordingly to the specific topology and scheme (e.g., *Sv39*) and then translating it into a physical address using the memory page tables structures. The Hypervisor extension specifies a new stage of translation (G-stage) that is used to translate guest-physical addresses into host-physical addresses. Our implementation supports *Bare* translation mode (no G-stage) and *Sv39x4*, which defines a 41-bit width maximum guest physical address space (virtual space already supported by the CVA6).

We extended the existing finite state machine (FSM) used to translate VA to PA and added only a new control state to keep track of the current stage of translation and assist the context switching between VS-Stage and G-Stage translations. With the G-stage in situ, it is mandatory to translate (i) the leaf GPA resulting from the VS-Stage translation but also (ii) all non-leaf PTE GPA used during the VS-Stage translation walk. To accomplish that, we identify three stages of translation that can occur during a PTW iteration: (i) *VS-Stage* - the PTW current state is translating a guest virtual address into a GPA; (ii) *G-Stage Intermed* - the PTW current state is translating non-leaf PTE GPA into HPA; and (iii) *G-Stage Final* - the PTW current state is translating the final output address from VS-Stage into an HPA. It is worth noting if *hgatp* is in Bare mode, no G-stage translation is in place, and we perform a standard VS-Stage translation. Once the nested walk completes, the PTW updates the TLB with the final PTE from VS-stage and G-stage, alongside the current address space identifier (ASID) and the VMID. One implemented optimization consists in storing the translation page size (i.e., 4KiB, 2MiB, and 1GiB) for both VS- and G-stages into the same TLB entry as well as permissions access bits for each stage. This helps to reduce the TLB hit time and improve hardware reuse.

### D. Virtualization-aware TLBs (vTLB)

The CVA6 MMU microarchitecture has two small fully associative TLB: one for data (L1 DTLB) and the other for





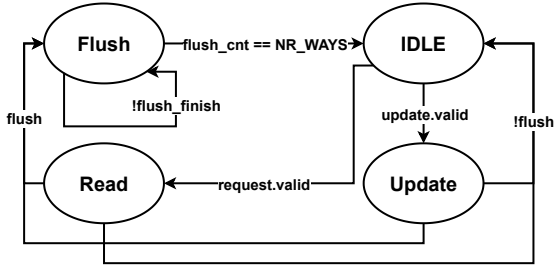


Fig. 5. L2 TLB FSM controller featuring 4 states: (i) Flush, (ii) Idle, (iii) Read, and (iv) Update.

explained in Subsection III-D, one major drawback of this approach is that if the hypervisor or the guest uses superpages, the TLB would not benefit from them if the pages differ in size, i.e. there would be less TLB coverage than expected. This would result in more TLB misses and page-table walks and, naturally, a significant impact on the overall performance. To deal with the increased TLB coverage and TLB miss penalty caused by G-stage overhead, as well as with the inefficiency arising from the mismatch between translation sizes, we have augmented the CVA6 MMU with a large set-associative private unified L2 TLB as illustrated in Figure 3.

**L2 TLB microarchitecture.** The TLB stores each translation size in different structures, to simplify the look-up logic. The L2 TLB follows a set-associative design with translation tags and data stored in SRAMs. As implemented in the GTLB, the replacement policy is also PLRU. To speed up the search logic, the L2 TLB look-ups and the PTW execute in parallel, thus not affecting the worst-case L1 TLB miss penalty and optimizing the L2 miss penalty. Moreover, the L2 TLB performs searches in parallel for each page size (4KiB or 2MiB), i.e., each page size translation is stored on different hardware structures with independent control and storage units. SFENCE and HFENCE instructions are supported but a flush signal will flush all TLB entries, i.e., no filtering by VMIDs or ASIDs. We implemented the L2 TLB controller as the FSM described in Figure 5. First, in *Flush* state, the logic encompasses walking through the entire TLB and invalidating all TLB entries. Next, in the *Idle* state, the FSM waits for a valid request or update signal from the PTW module. Third, in the *Read* state, the logic performs a read and tag comparison on the TLB set entries. If there is a hit during the look-up, it updates the correct translation and hit signals to the PTW. If there is no look-up hit, the FSM goes to the *IDLE* state and waits for a new request. Finally, in the *Update* state, we update the TLB upon a PTW update.

### G. Sstc Extension

Timer registers are exposed as MMIO registers (*mtime*); however, the Sstc specification defines that *stimecmp* and *vstimecmp* are hart CSRs. Thus, we exposed the time value to each hart via connection to the CLINT. We also added the ability to enable and disable this extension at S/HS-mode and VS-mode via *menvcfg.STCE* and *henvcfg.STCE* bits, respectively. For example, when *menvcfg.stce* is 0, an S-mode access to *stimecmp* will trigger an illegal instruction. The same

TABLE II  
DESIGN SPACE EXPLORATION CONFIGURATIONS.

Module	Parameter	Configuration		
		#1	#2	#3
L1 TLB	size entries	16	32	64
GTLB	size entries	8	16	—
L2 TLB	page size	4KiB	2MiB	4KiB+2MiB
	associativity	4	8	—
	size entries for 4KiB	128	256	—
	size entries for 2MiB	32	64	—
SSTC	status	enabled	disable	—

happens for VS-mode, when *henvcfg.stce* is 0 (throwing a virtual illegal instruction exception). The Sstc extension does not break legacy timer implementations, as software that does not support the Sstc extension can still use the standard SBI interface to set up a timer.

## IV. DESIGN SPACE EXPLORATION: EVALUATION

In this section, we discuss the conducted design space exploration (DSE) evaluation. The system under evaluation, the DSE configuration, the followed methodology, as well as benchmarks and metrics are described below. Each subsection then focuses in assessing the functional performance speedup per the configuration of each specific module: (i) L1 TLB (Section IV-A); (ii) GTLB (Section IV-B); (iii) L2 TLB (Section IV-C); and (iv) Sstc (Section IV-D).

**System and Tools.** We ran the experiments on a CVA6 single-core SoC featuring a 32KiB DCache and 16KiB ICache, targeting the Genesys2 FPGA at 100MHz. The software stack encompasses the (i) OpenSBI (version 1.0) (ii) Bao hypervisor (version 0.1), and Linux (version 5.17). We compiled Bao using SiFive GCC version 10.1.0 for riscv64 baremetal targets and OpenSBI and Linux using GCC version 11.1.0 for riscv64 Linux targets. We used Vivado version 2020.2 to synthesize the design and assess the impact on FPGA hardware resources.

**DSE Configurations.** The DSE configurations are summarized in Table II. For each module, we selected the parameters we wanted to explore and their respective configurations. For instance, for the L1 TLB we fixed the number of entries as the design parameter and 16, 32, and 64 as possible configurations. Taking all modules, parameters, and configurations into consideration, it is possible to achieve up to 288 different combinations. Due to the existing limitations in terms of time and space, we carefully selected and evaluated 23 out of these 288 configurations.

**Methodology.** We focus the DSE evaluation on functional performance (execution cycles). We collected 1000 samples and computed the average of 95 percentile values to remove any outliers caused by some sporadic Linux interference. We normalized the results to the reference baseline execution (higher values translate to higher performance speedup) and added the absolute execution time on top of the baseline bar. Our baseline hardware implementation corresponds to a system with the CVA6 with hardware virtualization support but without the proposed microarchitectural extensions (e.g.,

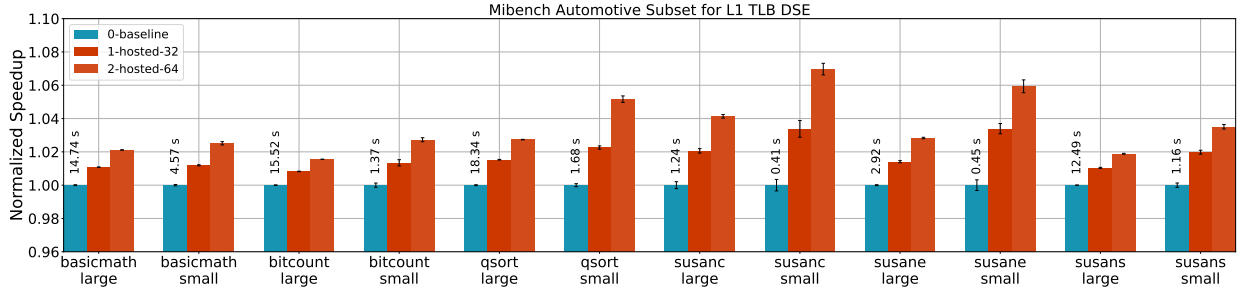


Fig. 6. Mibench results for L1 TLB design space exploration evaluation.

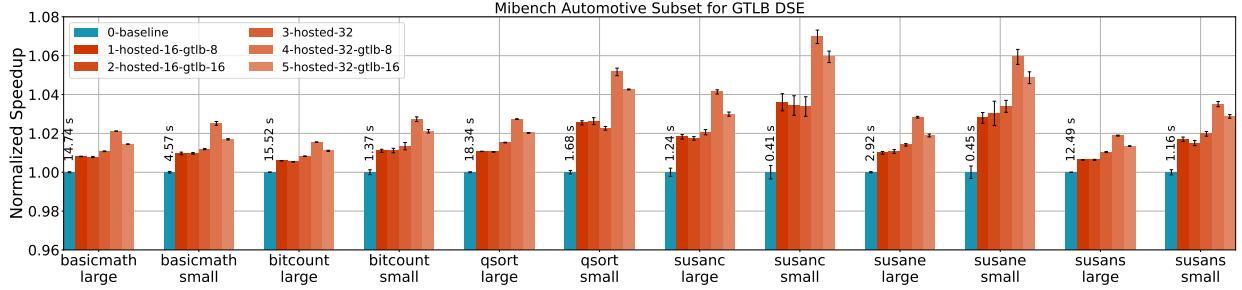


Fig. 7. Mibench results for GTLB design space exploration evaluation.

GTLB, L2 TLB). We have also collected the post-synthesis hardware utilization; however, we omit the results due to lack of space (although we may occasionally refer to them during the discussion of the results in this section).

**Benchmarks.** We used the Mibench Embedded Benchmark Suite. The Mibench incorporates a set of 35 application benchmarks grouped into six categories, targeting different embedded market segments. We focus our evaluation on the automotive subset. The automotive suite encompasses 3 high memory-intensive benchmarks (*qsort*, *susan corners* and *susan edges*) that exercise many components across the memory hierarchy (e.g. MMU, cache, and memory controller).

#### A. L1 TLB

In this subsection, we evaluate the functional performance for a different number of L1 TLB entries, i.e., 16, 32, and 64.

**L1 TLB Setup.** To assess the L1 TLB functional performance speedup, we ran the full set of benchmarks for three different setups: (i) Linux virtual/hosted execution for the baseline *cva6-16* (*baseline*); (ii) Linux virtual/hosted execution for the *cva6-32* (*hosted-32*); and (iii) Linux virtual/hosted execution for the *cva6-64* (*hosted-64*).

**L1 TLB Performance Speedup.** Figure 6 shows the assessed results. All results are normalized to the *baseline* execution. Several conclusions can be drawn. Firstly, as expected, the *hosted-64* is the best-case scenario with an average performance speedup increase of 3.6%. We can observe a maximum speedup of 7% in the *susanc* (small) benchmark and a minimum speedup of 2% in the *bitcount* (large) benchmark. However, although not explicitly shown in this paper, to achieve these results there is an associated impact of 50% increase in the FPGA resources. Secondly, the *hosted-32*

configuration increases the performance by a minimum of 1% (e.g., *basicmath large*) and a maximum of 4% (e.g., *susanc small*), at a cost of about 15%-17% in the area (FPGA). Finally, we can conclude that increasing the CVA6 L1 TLB size to 32 entries presents the most reasonable trade-off between functional performance speedup and hardware cost.

#### B. GTLB

In this subsection, we assess the GTLB impact on functional performance. We evaluate this for a different number of GTLB entries (8 and 16) and L1 TLB entries (16 and 32).

**GTLB Setup.** To assess the GTLB functional performance speedup, we ran the full set of benchmarks for seven distinct setups: (i) Linux virtual/hosted execution for the baseline *cva6-16* (*baseline*); (ii) Linux virtual/hosted execution for the *cva6-32* (*hosted-32*); (iii) Linux virtual/hosted execution for the *cva6-16-gtlb-8* (*hosted-16-gtlb-8*); (iv) Linux virtual/hosted execution for the *cva6-32-gtlb-8* (*hosted-32-gtlb-8*); (v) Linux virtual/hosted execution for the *cva6-16-gtlb-16* (*hosted-16-gtlb-16*); and (vi) Linux virtual/hosted execution for the *cva6-32-gtlb-16* (*hosted-32-gtlb-16*).

**GTLB Performance Speedup.** Mibench results are depicted in Figure 7. We normalized results to *baseline* execution. We highlight a set of takeaways. Firstly, the *hosted-16-gtlb-8* and *hosted-16-gtlb-16* scenarios have similar results across all benchmarks with an average percentage performance speedup of about 2%; therefore, there is no significant improvement from configuring the GTLB with 16 entries over 8 when the L1 TLB has 16 entries. Secondly, the *hosted-32-gtlb-8* setup presents the best performance, i.e., maximum performance increase of about 7% for the *susanc* (small) benchmark; however, at a non-negligible overall cost of 20% in the hardware resources. Surprisingly, the hosted execution with 32 entries

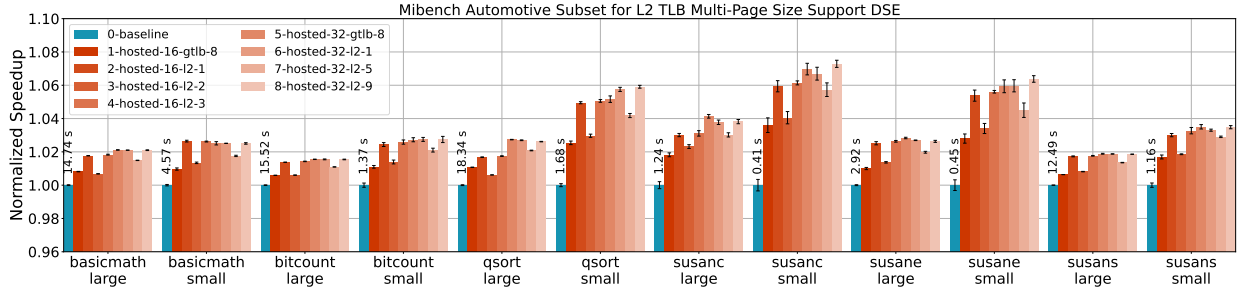


Fig. 8. Mibench results for L2 TLB multi-page size support design space exploration evaluation.

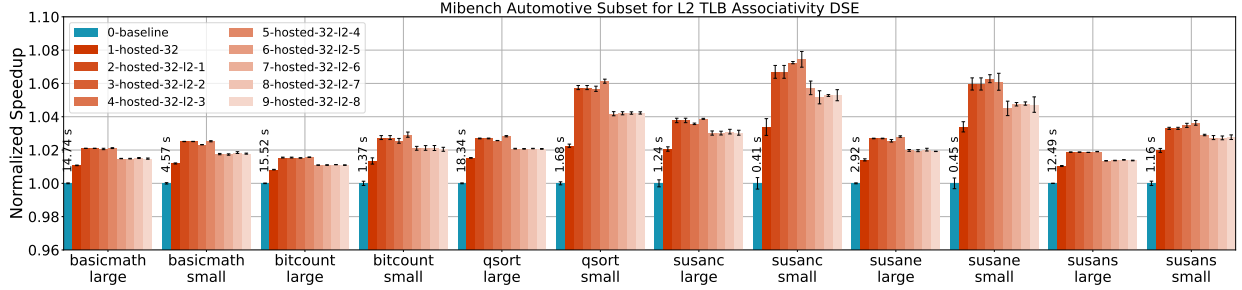


Fig. 9. Mibench results for L2 TLB associativity design space exploration evaluation.

TABLE III  
L2 TLB DESIGN SPACE EXPLORATION CONFIGURATIONS.

Configuration	L1 TLB	GTLB	L2 TLB
cva6-16	16 entries	—	—
cva6-16-gtlb8	16 entries	8 entries	—
cva6-16-l2-1	16 entries	8 entries	4KiB - 128, 4-ways
cva6-16-l2-2	16 entries	8 entries	2MiB - 32, 4-ways
cva6-16-l2-3	16 entries	8 entries	4KiB - 128, 4-ways 2MiB - 32, 4-ways
cva6-32-gtlb8	16 entries	8 entries	—
cva6-32-l2-1	32 entries	8 entries	4KiB - 128, 4-ways
cva6-32-l2-2	32 entries	8 entries	4KiB - 128, 8-ways
cva6-32-l2-3	32 entries	8 entries	4KiB - 256, 4-ways
cva6-32-l2-4	32 entries	8 entries	4KiB - 256, 8-ways
cva6-32-l2-5	32 entries	8 entries	2MiB - 32, 4-ways
cva6-32-l2-6	32 entries	8 entries	2MiB - 32, 8-ways
cva6-32-l2-7	32 entries	8 entries	2MiB - 64, 4-ways
cva6-32-l2-8	32 entries	8 entries	2MiB - 64, 8-ways
cva6-32-l2-9	32 entries	8 entries	4KiB - 128, 4-ways 2MiB - 32, 4-ways
cva6-32-l2-10	32 entries	8 entries	4KiB - 256, 4-ways 2MiB - 64, 4-ways

and a GTLB with 16 entries (*hosted-32-gtlb-16*) perform slightly worst compared with an 8 entries GTLB (*hosted-32-gtlb-8*). For instance, for the *susane* (large) benchmark the *hosted-16-gtlb-8* setup achieves a 6% performance increase while the *hosted-16-gtlb-16* only 5%. Finally, the *hosted-32* achieves a performance increase in line with *hosted-16-gtlb8* and *hosted-16-gtlb16* configurations.

### C. L2 TLB

In this subsection, we assess the L2 TLB impact on functional performance. We conduct several experiments focusing on two main L2 TLB configuration parameters: (i) multi-page size support (4KiB or 2MiB or both) and (ii) TLB

associativity. Furthermore, we also evaluated the L2 TLB impact in combination with different L1 TLB entries (16 and 32) and the GTLB with 8 entries. Table III summarizes the design configurations.

**Multi-page Size Support Setup.** To assess the performance speedup for the L2 TLB multi-page size, we have carried out a set of experiments to measure the impact of: (i) 4KiB page size (configurations *cva6-16-l2-1*, *cva6-32-l2-1*); (ii) 2MiB page size (configurations *cva6-16-l2-2*, *cva6-32-l2-5*); (iii) both 4KiB and 2MiB page sizes (configurations *cva6-16-l2-3*, *cva6-32-l2-9*); and (iv) increase the L1 TLB capacity. For each configuration, we run the Mibench benchmarks for nine different scenarios: (i) Linux virtual/hosted execution for the baseline *cva6-11-16* (*baseline*); (ii) Linux native execution for the *cva6-16* (*bare*); (iii) Linux virtual/hosted execution for the *cva6-16-gtlb8* (*hosted-16-gtlb8*); (iv) Linux virtual/hosted execution for the *cva6-16-l2-1* (*hosted-16-l2-1*); (v) Linux virtual/hosted execution for the *cva6-16-l2-2* (*hosted-16-l2-2*); (vi) Linux virtual/hosted execution for the *cva6-16-l2-3* (*hosted-16-l2-3*); (vii) Linux virtual/hosted execution for the *cva6-32-gtlb8* (*hosted-32-gtlb8*); (viii) Linux virtual/hosted execution for the *cva6-32-l2-1* (*hosted-32-l2-1*); (ix) Linux virtual/hosted execution for the *cva6-32-l2-5* (*hosted-32-l2-5*); and (x) Linux virtual/hosted execution for the *cva6-32-l2-9* (*hosted-32-l2-9*).

**Multi-page Size Support Performance.** Mibench results are depicted in Figure 8. All results were normalized to *baseline* execution. Based on Figure 8, we can extract several conclusions. First, configurations that support only 2MiB page size, i.e., *hosted-16-l2-2* and *hosted-16-l2-5*, present little or almost no performance improvement compared with the hardware configurations including only the GTLB (i.e., *hosted-16-gtlb-8* and *hosted-16-gtlb-16*). Second, supporting 4KiB page sizes



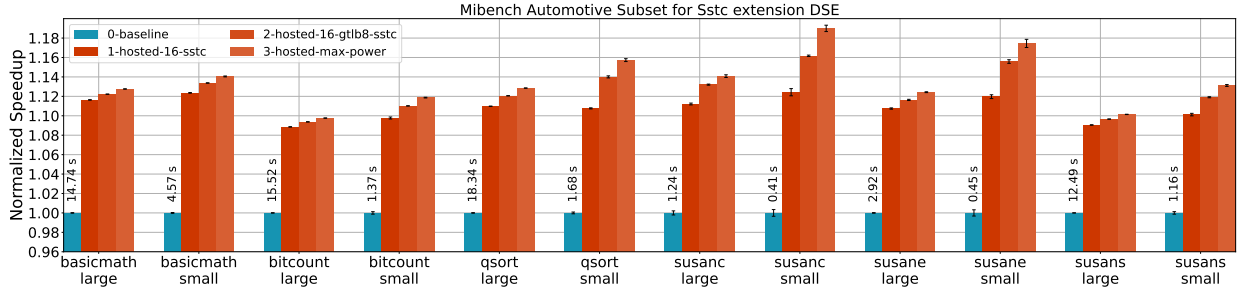


Fig. 10. Mibench results for Sstc extension design space exploration evaluation.

causes a noticeable performance speedup for the L1 TLB with 16 entries, especially in memory-intensive benchmarks, such as *qsort* (small), *susanc* (small) and *susane* (small). The main reason that justifies this improvement lies in the fact that Bao is configured to use 2MiB superpages; however, the Linux VM uses mostly 4KiB page size, i.e., most of the translations are 4KiB. From a different perspective, we observe similar results for the *hosted-16-l2-1* and *hosted-32-gtlb-8*, with few exceptions in some benchmarks (e.g., *susane* (large), *susanc* (large) and *qsort* (large)). Moreover, for an L1 TLB configured with 32 entries, the average performance increase is roughly equal in less memory-intensive benchmarks (e.g., *basicmath* and *bitcount*). This is explained by the reduced number of L1 misses, due to its larger capacity which leads to fewer requests to the L2 TLB. Finally, we observe minimal speedup improvements on several benchmarks (e.g., *susans*) when supporting both 4KiB and 2MiB (*hosted-16-l2-3* and *hosted-32-l2-9*).

**TLB associativity Setup.** To evaluate the performance speedup for the L2 TLB associativity, we select eight designs from previous experiments and modified the following parameters: (i) the number of 4KiB entries (128 or 256) and 2MiB (32 or 64) entries for the L2 TLB; and (ii) the L2 TLB associativity, by configuring the L2 TLB in the 4-way or 8-way scheme. For each configuration, we have run the selected benchmarks for ten configurations: (i) Linux virtual/hosted execution for the baseline *cva6-11-16* (*baseline*); (ii) Linux virtual/hosted execution for the *cva6-32* (*hosted-32*); (iii) Linux virtual/hosted execution for the *cva6-32-l2-1* (*hosted-32-l2-1*); (iv) Linux virtual/hosted execution for the *cva6-32-l2-2* (*hosted-32-l2-2*); (v) Linux virtual/hosted execution for the *cva6-32-l2-3* (*hosted-32-l2-3*); (vi) Linux virtual/hosted execution for the *cva6-32-l2-4* (*hosted-32-l2-4*); (vii) Linux virtual/hosted execution for the *cva6-32-l2-5* (*hosted-32-l2-5*); (viii) Linux virtual/hosted execution for the *cva6-32-l2-6* (*hosted-32-l2-6*); (ix) Linux virtual/hosted execution for the *cva6-32-l2-7* (*hosted-32-l2-7*); and (x) Linux virtual/hosted execution for the *cva6-32-l2-7* (*hosted-32-l2-7*).

**TLB associativity Performance.** The results in Figure 9 demonstrate that there is no significant improvement in modifying the number of sets and ways in 2MiB page size configurations (i.e., *hosted-32-l2-5* to *hosted-32-l2-8*). Additionally, we found that: (i) increasing the associativity from 4 to 8 or doubling the capacity in low memory-intensive benchmarks (e.g., *bitcount*) had little impact on functional performance;

TABLE IV  
SSTC DESIGN SPACE EXPLORATION CONFIGURATIONS.

Configuration	L1 TLB	GTLB	L2 TLB	SSTC
<i>cva6-sstc</i>	16	—	—	enabled
<i>cva6-sstc-gtlb8</i>	16	8	—	enabled
<i>cva6-max-power</i>	16	8	4KiB - 128, 4-ways 2MiB - 32, 4-ways	enabled

and (ii) memory-intensive benchmarks (e.g., *susanc* (small)) normally present a speedup when increasing the number of entries for the same associativity (although with a larger standard deviation). For instance, in the *susanc* (small) benchmark, we observe a performance speedup from 6% to 7% when the page support was 4KiB with 128 and 256 capacity organized into a 4-way per set (*hosted-32-l2-1* and *hosted-32-l2-3*).

#### D. Sstc Extension

In this subsection, we assess the Sstc extension impact on performance. We assess the Sstc performance speedup for a few configurations exercised in the former subsections. Table IV summarizes the design configurations.

**Sstc Extension Setup.** To assess the Sstc extension performance speedup, we ran the full set of benchmarks for four different setups: (i) Linux virtual/hosted execution for the baseline *cva6-16* (*baseline*); (ii) Linux virtual/hosted execution for *cva6-sstc* (*hosted-16-sstc*); (iii) Linux virtual/hosted execution for *cva6-gtlb8-sstc* (*hosted-16-gtlb8-sstc*); and (iv) Linux virtual/hosted execution for *cva6-max-power* (*hosted-max-power-sstc*).

**Sstc Extension Performance.** The results depicted in Figure 10 show that for the *hosted-16-sstc* scenario, there is a significant performance speedup. For example, in the memory-intensive *qsort* benchmark, the performance speedup is 10.5%. Timer virtualization is a major cause of pressure on the MMU subsystem due to the frequent transitions between the Hypervisor and Guest. The "hosted-max-power" scenario performs the best, with an average performance increase of 12.6%, ranging from a minimum of 10% in the *bitcount* benchmark to a maximum of 19% in memory-intensive benchmarks such as the *susanc*. Finally, in less memory-intensive benchmarks, e.g., *basicmath* (large) and *bitcount* (large), the *hosted-16-gtlb8-sstc* scenario performs similarly to the *hosted-max-power* scenario, but with significantly less impact on hardware resources. For example, in the *basicmath* (large) benchmark, there is a

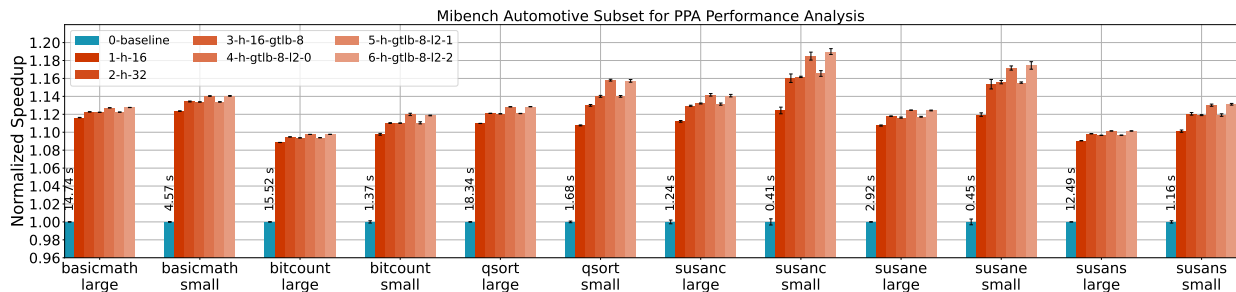


Fig. 11. Summary of MiBench functional performance results for selected configurations.

negligible difference of 0.5 % comparing the *hosted-16-gtlb8-sstc* with the *hosted-max-power* scenario.

## V. PHYSICAL IMPLEMENTATION

### A. Methodology

Based on the functional performance results discussed in Section IV and summarized in Figure 11, we select six configurations to compare with the baseline implementation of CVA6 with hardware virtualization support. Table V lists the hardware configurations under study. We implemented these configurations in 22 nm FDX technology from Global Foundries down to ready-for-silicon layout to reliably estimate their operating frequency, power, and area.

To support the physical implementation and the PPA analysis, we used the following tools: (i) Synopsys Design Compiler 2019.03 to perform the physical synthesis; (ii) Cadence Innovus 2020.12 for the place & route; (iii) Synopsys PrimeTime 2020.09 for the power analysis - extracting value change dump (VCD) traces on the post layout; and (iv) Siemens Questasim 10.7b to design the parasitics annotated netlist. Figure 12 shows the layout of CVA6, featuring an area smaller than 0.5mm<sup>2</sup>.

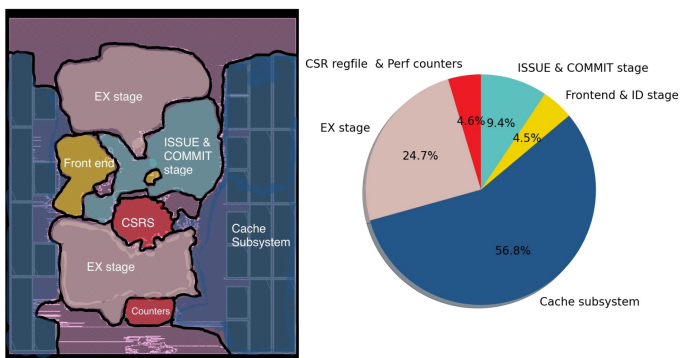


Fig. 12. Baseline CVA6 layout 0.75mmx0.65mm

### B. Results

We fix the target frequency to 800MHz in the worst corner (SSG corner at 0.72 V, -40/125 °C). All configurations manage to reach the target frequency. We then compare the area and power consumption while running a dense 16x16 FP matrix multiplication at 800MHz with warmed-up caches (TT corner,

	SSTC support	I/DTLB #entries	8-entries GTLB	4k L2 TLB	2MB L2 TLB
0-vanilla	x	16	x	x	x
1-h-16	✓	16	x	x	x
2-h-32	✓	32	x	x	x
3-h-gtlb-8	✓	16	✓	x	x
4-h-gtlb-8-l2-0	✓	16	✓	✓	x
5-h-gtlb-8-l2-1	✓	16	✓	x	✓
6-h-gtlb-8-l2-2	✓	16	✓	✓	✓

TABLE V  
7 SELECTED CONFIGURATIONS FOR PPA ANALYSIS IN GF22NM

25 °C). Leveraging the extracted power measurements and the functional performance on the Mibench benchmarks, we further obtain the relative energy efficiency.

Figure 13 depicts the PPA results. Figure 13(a) shows that the Sstc extension has negligible impact on the area. In fact, as expected, the MMU is the microarchitectural component with a higher impact on power and area. Figure 13(b) highlights the MMU area comparison. The configuration with 32 entries doubles the ITLB and DTLB area, while the other configurations have little to no impact on the ITLB and DTLB; they, at most, add the GTLB and the L2-TLB modules on top of the existing MMU configuration. Figure 13(c) shows the measured power consumption. We observe that increasing the number of L1 TLB entries from 16 to 32 (2-h-32) increases the power by 31%, while the other configurations impact less than 5% on power compared with the vanilla CVA6. Figure 14 shows the relative energy efficiency on the MiBench benchmarks. The second configuration (2-h-32) is less energy efficient than the baseline since the performance gain ( $\leq 15\%$ ) is smaller than the power increase ( $\geq 30\%$ ). It is therefore excluded in the graph analysis. On the other hand, all the other configurations increase the energy efficiency up to 16%.

Figure 13(d) plots the measured power consumption of the energy-efficient configurations against the average performance improvement on the Mibench benchmarks. The SSTC extension alone brings an average performance improvement of around 10% with a negligible power increase. At the same time, the explored MMU configurations can offer a clean trade-off between performance and power. The most expensive configuration can provide an extra performance of 4% gain for a 4.47% power increase. Lastly, the hardware configuration including the Sstc support and a GTLB with 8 entries (3-h-16-gtlb-8), is the most energy-efficient one, with the highest ratio between performance and power increase.

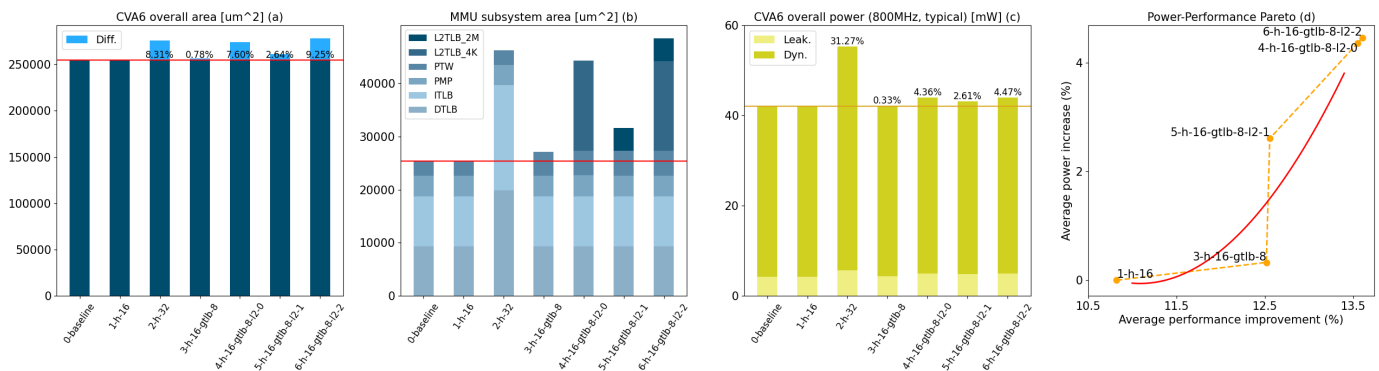


Fig. 13. Area and Power results

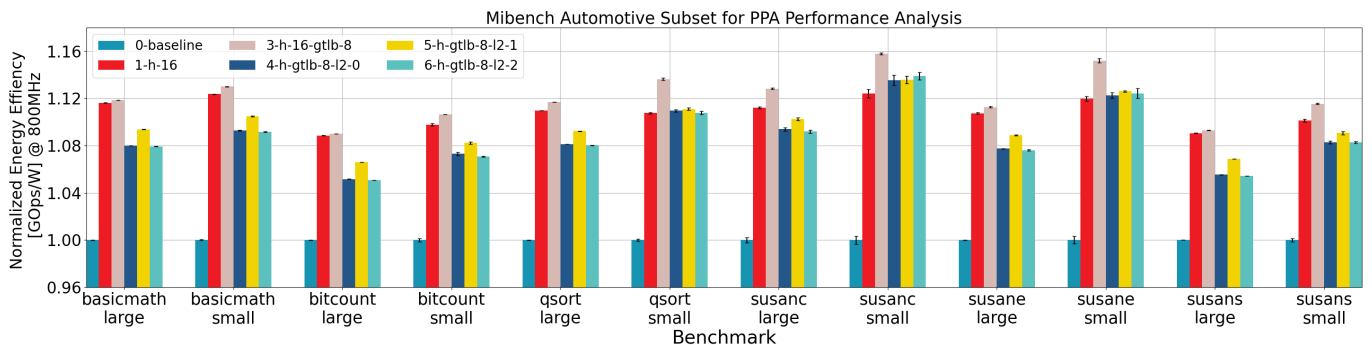


Fig. 14. Energy efficiency results.

In conclusion, we can argue that the hardware configuration with Sstc support and a GTLB with 8 entries (3-h-16-gtlb-8) is the optimal design point since we can achieve a functional performance speedup of up to 16% (approx. 12.5% on average) at the cost of 0.78% in area and 0.33% in power.

## VI. RELATED WORK

The RISC-V hypervisor extension is a relatively new addition to the privileged architecture of the RISC-V ISA, ratified as of December 2021. Notwithstanding, from a hardware perspective, there are already a few open-source and commercial RISC-V cores with hardware virtualization support (or ongoing support): (i) the open-source Rocket core [32]; (ii) the space-grade NOEL-V [33], [34], from Cobham Gaisler; (iii) the commercial SiFive P270, P500, and P600 series; (iv) the commercial Ventana Veriton V1; (v) the commercial Dubhe from StarFive; (vi) the open-source Chromite from InCore Semiconductors; and (vii) the open-source Shakti core from IIT Madras.

Table VI summarizes some information about the open-source cores, focusing on their microarchitectural and architectural features relevant to virtualization. Table VI shows that RISC-V cores with full support for the hypervisor extension (e.g., the Rocket core and NOEL-V) are only compliant with version 0.6 of the specification. The work described in this paper is already fully compliant with ratified version 1.0. Regarding the microarchitecture: (i) the Rocket core has some general MMU optimizations (e.g., PTE cache and L2 TLB),

non of which are special targeting virtualization (like our GTLB); (ii) Chromite and Shaktii have no MMU optimizations for virtualization (and their support for virtualization is still in progress); and (iii) NOEL-V has a dedicated hypervisor TLB (hTLB). From a Cache hierarchy point of view, all cores have identical sizes of L1 Cache, except the CVA6 ICACHE, which is smaller (16KiB).

In terms of functional performance, our prior work on the Rocket Core [23] concluded an average of 2% performance overhead due to the hardware virtualization support. Findings in this work are in line with the ones presented in [23] (however, with a higher penalty in performance due to the area-energy focus of the microarchitecture of the CVA6). Notwithstanding, we were able to optimize and extend the microarchitecture to significantly improve performance at a fraction of area and power. Results in terms of performance are not available for other cores, i.e., NOEL-C, Chromite, and Shaktii. From an energy and area breakdown perspective, none of these cores have made a complete public PPA evaluation. NOEL-V only reported a 5% area increase for adding the hypervisor extension.

There is also a large body of literature covering techniques to optimize the memory subsystem. Some focus on optimizing the TLB [35]–[43], while others aim at optimizing the PTW [31], [44]. For instance, in [44], authors proposed a dedicated TLB on the PTW to skip the second translation stage and reduce the number of walk iterations. Our proposal for the GTLB structure is similar. Nevertheless, to the best of our

TABLE VI  
CVA6 ALIKE RISC-V CORES WITH HYPERVISOR EXTENSION SUPPORT FEATURES: ✓ - SUPPORTED; X - NOT SUPPORTED; AND ? - NO INFORMATION AVAILABLE.

Processor	Pipeline	Priv. Hyp.	SSTC	2D-MMU	L1 Cache	L1 TLB	L2 TLB	PTW Opts	Status
Rocket	5-stage in-order	v0.6	X	SV39x4	32 KiB, I/DCache	set-assoc. 4KiB I/DTLB or full-assoc. superpages I/DTLB, 4-entries (configurable)	dir.-mapped, (configurable size)	PTE Cache	Done
NOEL-V	7-stage dual-issue in-order	v0.6	✓	SV32x2 SV39x4	32 KiB I/DCache	I/DTLB, (configurable)	X	hTLB	Done
Chromite	6-stage in-order	v1.0	?	SV32x4 SV39x4 SV48x4 SV57x4	32 KiB I/DCache	set-assoc. split I/DTLB, (configurable which page sizes are supported) or full-assoc. I/DTLB, ?-entries (def. 4)	X	X	WIP
Shakti C Class	5-stage in-order	v1.0	?	SV32x4 SV39x4 SV48x4	16 KiB I/DCache	fully assoc. L1 I/DTLB, 4-entries	X	X	WIP
CVA6	6-stage in-order	v1.0	✓	SV39x4	32 KiB DCache, 16KiB ICACHE	full-assoc. I/DTLB, 4-entries	set assoc. 4KiB 128-256 entries, 4-8 ways or/and set assoc. 2MiB 32-64 entries, 4-8 ways	GTLB	Done

knowledge, this is the first work to present a design space exploration evaluation and PPA analysis for MMU microarchitecture enhancements in the context of virtualization in RISC-V, fully supported by a publicly accessible open-source design <sup>3</sup>.

## VII. CONCLUSION

This article reports our work on hardware virtualization support in the RISC-V CVA6 core. We start by describing the baseline extension to the vanilla CVA6 to support virtualization and then focus on the design of a set of enhancements to the nested MMU. We first designed a dedicated G-Stage TLB to speedup the nested-PTW on TLB Miss. Then, we proposed an L2 TLB with multi-page size support (4KiB and 2MiB) and configurable size. We carried out a design space exploration evaluation on an FPGA platform to assess the impact on functional performance (execution cycles) and hardware. Then, based on the DSE evaluation, we elected a few hardware configurations and performed a PPA analysis based on 22nm FDX technology. Our analysis demonstrated several design points on the performance, power, and area trade-off. We were able to achieve a performance speedup of up to 19% but at the cost of a 10% area increase. We selected an optimal design configuration where we observed an average performance speedup of 12.5% at a fraction of the area and power, i.e., 0.78% and 0.33%, respectively.

<sup>3</sup><https://github.com/minho-pulp/cva6/tree/feature-hyp-ext-final>

## ACKNOWLEDGMENTS

This work has been supported by Technology Innovation Institute (TII), the European PILOT (EuroHPC JU, g.a. 101034126), the EPI SGA2 (EuroHPC JU, g.a. 101036168), and FCT – Fundação para a Ciência e Tecnologia within the R&D Units Project Scope UIDB/00319/2020 and Scholarships Project Scope SFRH/BD/138660/2018 and SFRH/BD/07707/2021.

## REFERENCES

- [1] J. Martins, A. Tavares, M. Solieri, M. Bertogna, and S. Pinto, "Bao: A Lightweight Static Partitioning Hypervisor for Modern Multi-Core Embedded Systems," in *Workshop on NG-RES*, vol. 77. Schloss Dagstuhl–Leibniz-Zentrum fuer Informatik, 2020, pp. 3:1–3:14.
- [2] G. Heiser, "Virtualizing embedded systems - why bother?" in *2011 48th ACM/EDAC/IEEE DAC*, 2011, pp. 901–905.
- [3] M. Bechtel and H. Yun, "Denial-of-Service Attacks on Shared Cache in Multicore: Analysis and Prevention," in *IEEE RTAS*, 2019, pp. 357–367.
- [4] S. Pinto, H. Araujo, D. Oliveira, J. Martins, and A. Tavares, "Virtualization on TrustZone-Enabled Microcontrollers? Voilà!" in *IEEE RTAS*, 2019, pp. 293–304.
- [5] D. Cerdeira, J. Martins, N. Santos, and S. Pinto, "ReZone: Disarming TrustZone with TEE privilege reduction," in *31st USENIX Security Symposium (USENIX Security 22)*. Boston, MA: USENIX Association, Aug. 2022, pp. 2261–2279.
- [6] R. Uhlig, G. Neiger, D. Rodgers, A. L. Santoni, F. C. M. Martins, A. V. Anderson, S. M. Bennett, A. Kagi, F. H. Leung, and L. Smith, "Intel virtualization technology," *Computer*, vol. 38, no. 5, pp. 48–56, 2005.
- [7] Arm Ltd., "Isolation using virtualization in the Secure world Secure world software architecture on Armv8.4," 2018.
- [8] K. Asanović and D. A. Patterson, "Instruction sets should be free: The case for risc-v," *EECS Department, Univ. of California, Berkeley, Tech. Rep. UCB/EECS-2014-146*, 2014.
- [9] N. Flaherty, "Europe steps up as RISC-V ships 10bn cores," Jul 2022. [Online]. Available: <https://www.eenewseurope.com/en/europe-steps-up-as-risc-v-ships-10bn-cores/>

- [10] M. Gautschi, P. D. Schiavone, A. Traber, I. Loi, A. Pullini, D. Rossi, E. Flamand, F. K. Gürkaynak, and L. Benini, "Near-Threshold RISC-V Core With DSP Extensions for Scalable IoT Endpoint Devices," *IEEE Transactions on Very Large Scale Integration (VLSI) Systems*, vol. 25, no. 10, pp. 2700–2713, 2017.
- [11] L. Valente, Y. Tortorella, M. Sinigaglia, G. Tagliavini, A. Capotondi, L. Benini, and D. Rossi, "HULK-V: a Heterogeneous Ultra-low-power Linux capable RISC-V SoC," 2022. [Online]. Available: <https://arxiv.org/abs/2211.14944>
- [12] D. Rossi, F. Conti, M. Eggiman, A. D. Mauro, G. Tagliavini, S. Mach, M. Guermandi, A. Pullini, I. Loi, J. Chen, E. Flamand, and L. Benini, "Vega: A Ten-Core SoC for IoT Endnodes With DNN Acceleration and Cognitive Wake-Up From MRAM-Based State-Retentive Sleep Mode," *IEEE Journal of Solid-State Circuits*, vol. 57, no. 1, pp. 127–139, 2022.
- [13] A. Garofalo, M. Perotti, L. Valente, Y. Tortorella, A. Nadalini, L. Benini, D. Rossi, and F. Conti, "Darkside: 2.6GFLOPS, 8.7mW Heterogeneous RISC-V Cluster for Extreme-Edge On-Chip DNN Inference and Training," in *ESSCIRC 2022- IEEE 48th European Solid State Circuits Conference (ESSCIRC)*, 2022, pp. 273–276.
- [14] F. Zaruba and L. Benini, "The Cost of Application-Class Processing: Energy and Performance Analysis of a Linux-Ready 1.7-GHz 64-Bit RISC-V Core in 22-nm FDSOI Technology," *IEEE Trans. on Very Large Scale Integration Systems*, vol. 27, no. 11, pp. 2629–2640, Nov 2019.
- [15] C. Chen, X. Xiang, C. Liu, Y. Shang, R. Guo, D. Liu, Y. Lu, Z. Hao, J. Luo, Z. Chen, C. Li, Y. Pu, J. Meng, X. Yan, Y. Xie, and X. Qi, "Xuantie-910: A Commercial Multi-Core 12-Stage Pipeline Out-of-Order 64-bit High Performance RISC-V Processor with Vector Extension : Industrial Product," in *2020 ACM/IEEE 47th Annual International Symposium on Computer Architecture (ISCA)*, 2020, pp. 52–64.
- [16] F. Ficarella, A. Bartolini, E. Parisi, F. Beneventi, F. Barchi, D. Gregori, F. Magugliani, M. Cicala, C. Gianfreda, D. Cesarini, A. Acquaviva, and L. Benini, "Meet Monte Cimone: Exploring RISC-V High Performance Compute Clusters," in *Proceedings of the 19th ACM International Conference on Computing Frontiers*, ser. CF '22, 2022, p. 207–208.
- [17] A. Waterman, K. Asanović, and J. Hauser, "The RISC-V Instruction Set Manual Volume II: Privileged Architecture, Document Version 1.12-draft," *RISC-V Foundation*, Jul, 2022.
- [18] A. Patel, M. Daftedar, M. Shalan, and M. W. El-Kharashi, "Embedded Hypervisor Xvisor: A Comparative Analysis," in *Euromicro International Conference on Parallel, Distributed, and Network-Based Processing*, March 2015, pp. 682–691.
- [19] S. Zhao, "Trap-less Virtual Interrupt for KVM on RISC-V," in *KVM Forum*, 2020.
- [20] G. Heiser, "seL4 is verified on RISC-V!" in *RISC-V International*, 2020.
- [21] J. Hwang, S. Suh, S. Heo, C. Park, J. Ryu, S. Park, and C. Kim, "Xen on ARM: System Virtualization Using Xen Hypervisor for ARM-Based Secure Mobile Phones," in *2008 5th IEEE Consumer Communications and Networking Conference*, 2008, pp. 257–261.
- [22] R. Ramsauer, S. Huber, K. Schwarz, J. Kiszka, and W. Mauerer, "Static Hardware Partitioning on RISC-V—Shortcomings, Limitations, and Prospects," in *IEEE World Forum on Internet of Things*, 2022.
- [23] B. Sa, J. Martins, and S. E. S. Pinto, "A First Look at RISC-V Virtualization from an Embedded Systems Perspective," *IEEE Transactions on Computers*, pp. 1–1, 2021.
- [24] J. Andersson, "Development of a noel-v risc-v soc targeting space applications," in *2020 50th Annual IEEE/IFIP International Conference on Dependable Systems and Networks Workshops (DSN-W)*, jul 2020, pp. 66–67.
- [25] N. Gala, A. Menon, R. Bodduna, G. S. Madhusudan, and V. Kamakoti, "SHAKTI Processors: An Open-Source Hardware Initiative," in *2016 29th International Conference on VLSI Design and 2016 15th International Conference on Embedded Systems (VLSID)*, 2016, pp. 7–8.
- [26] J. Scheid and J. Scheel, "RISC-V "stimecmp / vstimecmp" Extension Document Version 0.5.4-3f9ed34," Oct 2021. [Online]. Available: <https://github.com/riscv/riscv-time-compare/releases/download/v0.5.4/Sstc.pdf>
- [27] M. Cavalcante, F. Schuiki, F. Zaruba, M. Schaffner, and L. Benini, "Ara: A 1-GHz+ Scalable and Energy-Efficient RISC-V Vector Processor With Multiprecision Floating-Point Support in 22-nm FD-SOI," *IEEE Transactions on Very Large Scale Integration (VLSI) Systems*, vol. 28, no. 2, pp. 530–543, 2020.
- [28] G. J. Popek and R. P. Goldberg, "Formal requirements for virtualizable third generation architectures," *Commun. ACM*, vol. 17, no. 7, p. 412–421, Jul. 1974.
- [29] D. Kruckemyer, A. Glew, S. Cetola, and P. Tomsich, "RISC-V Base Cache Management Operation ISA Extensions Document Version 1.0-fd39d01," Dec 2022. [Online]. Available: <https://raw.githubusercontent.com/riscv/riscv-CMOS/master/specifications/cmobase-v1.0.pdf>
- [30] J. Hauser, "The RISC-V Advanced Interrupt Architecture Document Version 0.3.0-draft," Jun 2022. [Online]. Available: <https://github.com/riscv/riscv-ai>
- [31] T. W. Barr, A. L. Cox, and S. Rixner, "Translation Caching: Skip, Don't Walk (the Page Table)," *SIGARCH Comput. Archit. News*, vol. 38, no. 3, p. 48–59, jun 2010. [Online]. Available: <https://doi.org/10.1145/1816038.1815970>
- [32] K. Asanović et al., "The Rocket Chip Generator," EECS Department, Univ. of California, Berkeley, Tech. Rep. UCB/EECS-2016-17, 2016.
- [33] Gaisler, "GRLIB IP Core Users Manual," Jul 2022. [Online]. Available: <https://www.gaisler.com/products/grlib/grlib.pdf>
- [34] J. Andersson, "Development of a NOEL-V RISC-V SoC Targeting Space Applications," in *2020 50th Annual IEEE/IFIP International Conference on Dependable Systems and Networks Workshops (DSN-W)*, 2020, pp. 66–67.
- [35] Y.-J. Chang and M.-F. Lan, "Two New Techniques Integrated for Energy-Efficient TLB Design," *IEEE Transactions on Very Large Scale Integration (VLSI) Systems*, vol. 15, no. 1, pp. 13–23, 2007.
- [36] B. Pham, V. Vaidyanathan, A. Jaleel, and A. Bhattacharjee, "CoLT: Coalesced Large-Reach TLBs," in *2012 45th Annual IEEE/ACM International Symposium on Microarchitecture*, 2012, pp. 258–269.
- [37] M. Talluri, S. Kong, M. Hill, and D. Patterson, "Tradeoffs in Supporting Two Page Sizes," in *[1992] Proceedings the 19th Annual International Symposium on Computer Architecture*, 1992, pp. 415–424.
- [38] B. Pham, A. Bhattacharjee, Y. Eckert, and G. H. Loh, "Increasing TLB reach by exploiting clustering in page translations," in *2014 IEEE 20th International Symposium on High Performance Computer Architecture (HPCA)*, 2014, pp. 558–567.
- [39] G. Cox and A. Bhattacharjee, "Efficient address translation for architectures with multiple page sizes," in *Proceedings of the Twenty-Second International Conference on Architectural Support for Programming Languages and Operating Systems*, ser. ASPLOS '17. New York, NY, USA: Association for Computing Machinery, 2017, p. 435–448. [Online]. Available: <https://doi.org/10.1145/3037697.3037704>
- [40] J. H. Ryoo, N. Gulur, S. Song, and L. K. John, "Rethinking TLB Designs in Virtualized Environments: A Very Large Part-of-Memory TLB," in *Proceedings of the 44th Annual International Symposium on Computer Architecture*, ser. ISCA '17. New York, NY, USA: Association for Computing Machinery, 2017, p. 469–480. [Online]. Available: <https://doi.org/10.1145/3079856.3080210>
- [41] G. Kandiraju and A. Sivasubramaniam, "Going the distance for TLB prefetching: an application-driven study," in *Proceedings 29th Annual International Symposium on Computer Architecture*, 2002, pp. 195–206.
- [42] A. Bhattacharjee, D. Lustig, and M. Martonosi, "Shared last-level tlbs for chip multiprocessors," in *2011 IEEE 17th International Symposium on High Performance Computer Architecture*, 2011, pp. 62–63.
- [43] S. Bharadwaj, G. Cox, T. Krishna, and A. Bhattacharjee, "Scalable distributed last-level tlbs using low-latency interconnects," in *2018 51st Annual IEEE/ACM International Symposium on Microarchitecture (MICRO)*, 2018, pp. 271–284.
- [44] R. Bhargava, B. Serebrin, F. Spadini, and S. Manne, "Accelerating Two-Dimensional Page Walks for Virtualized Systems," in *Proceedings of the 13th International Conference on Architectural Support for Programming Languages and Operating Systems*, ser. ASPLOS XIII. New York, NY, USA: Association for Computing Machinery, 2008, p. 26–35. [Online]. Available: <https://doi.org/10.1145/1346281.1346286>



**Bruno Sá** is a Ph.D. student at the Embedded Systems Research Group, University of Minho, Portugal. Bruno holds a Master in Electronics and Computer Engineering with specialization in Embedded Systems and Automation, Control and Robotics. Bruno's areas of interest include operating systems and virtualization for embedded critical systems, computer architectures, hardware-software co-design.





**Luca Valente** received the MSc degree in electronic engineering from the Politecnico of Turin in 2020. He is currently a PhD student at the University of Bologna within the Department of Electrical, Electronic and Information Technologies Engineering (DEI). His main research interests are hardware-software co-design of multi-processors heterogeneous systems on chip, parallel programming and FPGA prototyping.



**José Martins** is a Ph.D. student and teaching assistant at the Embedded Systems Research Group, University of Minho, Portugal. José holds a Master in Electronics and Computer Engineering - during his Masters, he also was a visiting student at the University of Wurzburg, Germany. Jose has a significant background in operating systems and virtualization for embedded systems. Over the last few years, he has also been involved in several projects on the aerospace, automotive, and video industries. He is the main author of the Bao hypervisor.



**Davide Rossi** received the Ph.D. degree from the University of Bologna, Bologna, Italy, in 2012. He has been a Post-Doctoral Researcher with the Department of Electrical, Electronic and Information Engineering “Guglielmo Marconi,” University of Bologna, since 2015, where he is currently an Assistant Professor. His research interests focus on energy-efficient digital architectures. In this field, he has published more than 100 papers in international peer-reviewed conferences and journals. He is recipient of Donald O. Pederson Best Paper Award 2018,

2020 IEEE TCAS Darlington Best Paper Award, 2020 IEEE TVLSI Prize Paper Award.



**Luca Benini** holds the chair of digital Circuits and systems at ETHZ and is Full Professor at the Università di Bologna. He received a PhD from Stanford University. Dr. Benini’s research interests are in energy-efficient parallel computing systems, smart sensing micro-systems and machine learning hardware. He has published more than 1000 peer-reviewed papers and five books. He is a Fellow of the ACM and a member of the Academia Europaea.



**Sandro Pinto** is an Associate Research Professor at the University of Minho, Portugal. He holds a Ph.D. in Electronics and Computer Engineering. Dr. Sandro has a deep academic background and several years of industry collaboration focusing on operating systems, virtualization, and security for embedded, CPS, and IoT systems. He has published 80+ peer-reviewed papers and is a skilled presenter with speaking experience in several academic and industrial conferences.