

# Computation vs. Communication Scaling for Future Transformers on Future Hardware

Suchita Pati  
spati@cs.wisc.edu

University of Wisconsin-Madison  
Advanced Micro Devices Inc.

Shaizeen Aga  
shaizeen.aga@amd.com  
Advanced Micro Devices Inc.

Mahzabeen Islam  
mahzabeen.islam@amd.com  
Advanced Micro Devices Inc.

Nuwan Jayasena  
nuwan.jayasena@amd.com  
Advanced Micro Devices Inc.

Matthew D. Sinclair  
sinclair@cs.wisc.edu  
University of Wisconsin-Madison  
Advanced Micro Devices Inc.

## Abstract

Scaling neural network models is shown to deliver dramatic quality gains across ML problems. The resultant parameter and dataset scaling, however, have also led to a concomitant quadratic increase in computation cost. To tackle this increase, along with the failure of accelerator memory capacity to keep up with model scaling, training of large-scale models increasingly relies on efficient distributed training techniques. As such, as with any distributed computing scenario, an important question of interest is: *how will compute and communication relatively scale as models scale and hardware evolves?* A careful study which answers this question can better guide the design of future systems which can efficiently train future large models.

To this end, this work provides a comprehensive multi-axial (algorithmic, empirical, hardware evolution) analysis of compute vs. communication (**Comp-vs.-Comm**) scaling for future Transformer models on future hardware. We focus on scaling of Transformer-like models since they have shown multi-modal adoption over several problem domains. Using algorithmic analysis we show that compute generally enjoys an edge over communication as models scale. However, when viewed through the lens of slower memory capacity scaling, these trends are being stressed.

Next, we craft an empirical strategy to study Comp-vs.-Comm scaling for future models on future hardware using existing hardware. We overcome several challenges inherent here and our proposed solutions allow a spectrum (hundreds) of future models/hardware scenarios to be studied at three orders of magnitude lower profiling costs. Our experiments demonstrate that communication will be a significant portion (about 40-75%) of execution as models and hardware evolve and communication which is today hidden by overlapped computation will likely get exposed. Further, the generality of our empirical strategy makes it a strong basis to perform Comp-vs.-Comm scaling analysis for any future

Transformer model. Overall, this work underscores the increasingly large role communication will play as models scale. Finally, we conclude with a discussion of techniques and upcoming technologies that can address this emerging challenge and in addition, we discuss some residual challenges to encourage further research.

## 1 Introduction

Deep neural networks (DNNs) continue to permeate many domains, thanks to their unprecedented success and ever improving accuracy. The key drivers fueling improving accuracy for DNNs is exponential growth in model size and commensurate increase in datasets. While models have scaled by orders of magnitude (1000x), per-GPU memory scaling (5x) is not keeping up with model scaling [42]. This, along with the increasing computational demands as models scale, has led to increased reliance on distributed training for efficient large-scale training. That is, multiple accelerators (e.g., GPUs) collaboratively train a DNN model to harness both the collective memory capacities of multiple accelerators and their compute capabilities.

Consequently, as with any distributed computing scenario, an important question of interest is: *how will resultant compute and communication in distributed training relatively scale as DNNs scale and hardware evolves?* Such an analysis, termed **Comp-vs.-Comm** in this work, has the potential to better guide the design of future systems that can efficiently train future large models.

To this end, this work provides a comprehensive multi-axial (algorithmic, empirical, hardware evolution) analysis of Comp-vs.-Comm scaling for future Transformer models on future hardware. While a wide variety of DNN models have been studied, Transformers have arisen to be a candidate general purpose architecture [10] which can tackle multiple tasks across multiple modalities (text, vision, audio, etc.). Further, Transformers have shown considerable strides in artificial general intelligence as demonstrated recently by researchers who trained a single 1.2B Transformer to perform hundreds of tasks in robotics, simulated environments,

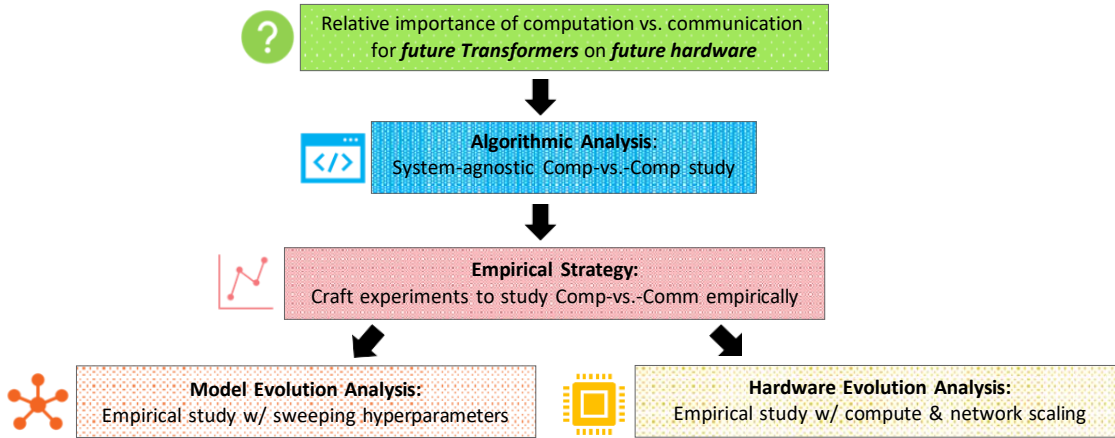


Figure 1. Overview of Comp-vs.-Comm analysis.

and vision and language [45]. Given their ubiquity, growing importance, and capabilities, in this work we focus on Transformers.

Figure 1 depicts an overview of our approach to answer the question of interest raised above. We first start with an algorithmic analysis of compute and communication operations in a Transformer model. Such an analysis has two important benefits. First, it provides a system-agnostic view of Comp-vs.-Comm scaling which is particularly relevant as system/infrastructure capabilities manifest a wide spectrum across DNN researchers (few standalone accelerators to a cluster of accelerators with state-of-art interconnects). Second, as we demonstrate, this analysis serves as a strong foundation to tame the complexity of our empirical analysis. Our algorithmic analysis shows that the complexity of compute operations is often higher than that of communication volume (data size). We term this as *compute’s edge* over communication. We believe a compute-dominated execution profile is a positive advantage or edge as (a) traditionally, and specifically for accelerators, compute (FLOPS) scaling has received considerable attention as compared to communication (bandwidth) scaling, and (b) often, algorithmic/system optimizations are employed to overlap communication with useful compute time and as such compute’s edge can come in handy to hide communication costs. Compute enjoys this edge over communication in both scenarios: serialized or overlapped compute and communication, both of which manifest in distributed training. However, when we view these observations from the lens of model scaling and memory capacity trends, we show that this edge is being stressed.

Next, we craft an empirical strategy which allows us to study Comp-vs.-Comm scaling for future models on future hardware using existing hardware. This brings to forth several challenges such as taming possible model/hardware evolution scenarios to consider, taming profiling costs on existing hardware, and more. Our proposed empirical strategy addresses these challenges via several solutions such as: (a)

designing controlled experiments guided by our algorithmic analysis, (b) extracting region-of-interest execution fractions to avoid profiling entire training passes, and (c) accurate operator-level models for operations arising in training runs. Our proposed strategy allows us to study a spectrum (hundreds) of future models/hardware scenarios at three orders of magnitude lower profiling costs. Further, given the generality of our empirical strategy we discuss how it can serve as a strong basis to perform Comp-vs.-Comm scaling analysis for any future Transformer model.

Our empirical strategy driven experiments demonstrate and back-up our conclusions from algorithmic analysis. We find that the edge that compute enjoys over communication is stressed; up to 50% of a future Transformer’s training time will be spent communicating data, and furthermore, the communication that is overlapped or hidden today can exceed the compute time and further increase the communication proportion. Finally, should past hardware evolution trends on scaling of compute capability vis-a-vis communication bandwidth hold, communication will become an even bigger bottleneck (> 75% of training execution) on future systems. Overall, absent drastic Transformer evolution, our analysis underscores the increasingly large role communication will play as models scale and we conclude with a discussion of techniques and upcoming technologies that can address this emerging challenge. We also discuss some of the residual challenges to encourage further research.

Our work makes the following key contributions:

- As models scale and training becomes increasingly distributed, we argue that a careful understanding of compute vs. communication scaling is paramount to effective future system design. To this end, this work provides a comprehensive multi-axial analysis (algorithmic, empirical, hardware evolution) of Comp-vs.-Comm scaling for future Transformer models, which have seen wide multi-modal adoption, on future hardware.

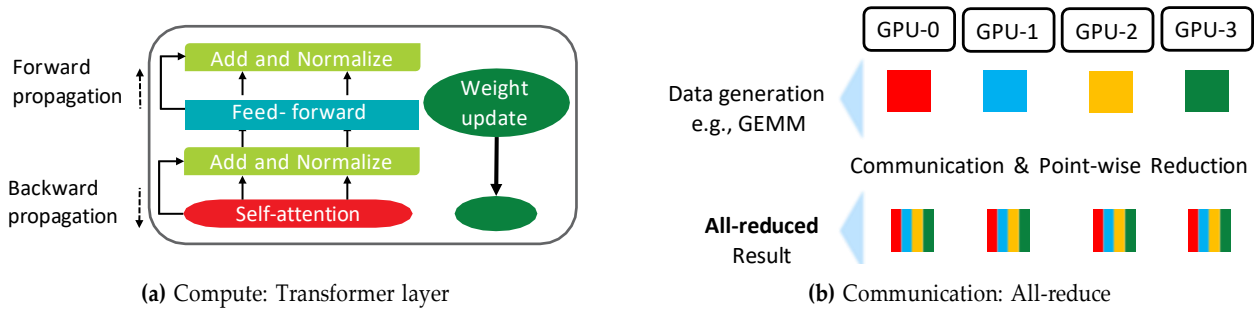


Figure 2. Distributed Transformer Components.

- First, using algorithmic/system-agnostic analysis, we show that while compute enjoys an edge over communication (both in serialized or overlapped scenarios), model scaling trends, when viewed through the lens of slower memory capacity scaling, are stressing this behavior.
- Next, we carefully craft an empirical strategy to study Comp-vs.-Comm scaling for future models and do so at three orders of magnitude lower profiling costs. Our designed strategy can serve as a strong basis to perform Comp-vs.-Comm scaling analysis for any future Transformer models.
- Our empirical strategy driven experiments demonstrate how communication will play an increasingly large role as models scale (up to 50% of training time will be spent on communication). We also fold in hardware evolution in our experiments to demonstrate that should past compute vs. network scaling trends continue, communication can end up being the critical bottleneck in distributed training (up to 75% of training time will be spent on communication) while also exposing some of the prior hidden communication costs.
- We conclude our work with a detailed discussion of techniques that can address this emerging challenge of communication and provide discussion of residual challenges to encourage further research.

## 2 Background and Motivation

We start in this section with a brief overview of Transformer models [51] which we focus on in our work. Next, we discuss some fundamentals pertaining to distributed training and conclude with motivating our focus on Comp-vs.-Comm scaling for future models on future hardware.

### 2.1 Transformers: Building Blocks of Future Models

Transformers [51] have arisen to be a candidate general purpose architecture [10] for a wide range of tasks across domains (e.g., text, vision, audio). Recent analysis of Transformer-related papers across different modalities shows that an increasing number of solutions (e.g., 41% of text, 22% of image,

etc.) have Transformer as their base model architecture [10]. Further, Transformers have shown considerable strides in artificial general intelligence as demonstrated recently by researchers who trained a single 1.2B Transformer to perform hundreds of tasks in robotics, simulated environments, and vision and language [45].

The basic building block of these Transformer models is an *encoder* or a *decoder* layer. These layers, as shown in Figure 2a, are made of an attention sub-layer and a fully connected (FC) feed-forward sub-layer, both of which are followed by a residual connection and layer normalization. These sub-layers manifest as matrix multiplication operations (GEMMs) followed by a few element-wise operations which are usually fused with the GEMMs. The encoder and decoder layers are similar except the decoder’s attention sub-layer/GEMM input is masked, which causes different inference behavior computationally but does not affect training (the focus of this work).

The evolution of Transformer models has largely encompassed changing the layer type (encoder vs. decoder), increasing layer widths, and/or increasing layer counts. This is true for all Transformer models; starting with the breakthrough model, BERT [18] (0.3 billion parameters), to its recent-most successor, MT-NLG (540 billion parameters), and many others in between [15, 17, 28, 29, 37, 48, 50, 53]. Thus the fundamental computational constituents have remained largely the same across these models. Therefore, in this work, we use the BERT architecture and change its hyperparameters to study larger, as well as futuristic, Transformer models.

### 2.2 Distributed Training - De facto for Large Scale Training

Most Transformer models employ distributed training techniques. That is, multiple accelerators (e.g., GPUs) collaboratively train a single Transformer model. This is so, as the aggregate memory capacity of multiple devices is often necessary to train large models. Furthermore, the aggregate computational capacity of multiple devices accelerates training by enabling training on large input datasets in parallel. Thus, as Transformers and their datasets (usually large corpus of unlabelled text) have increased several orders of magnitude

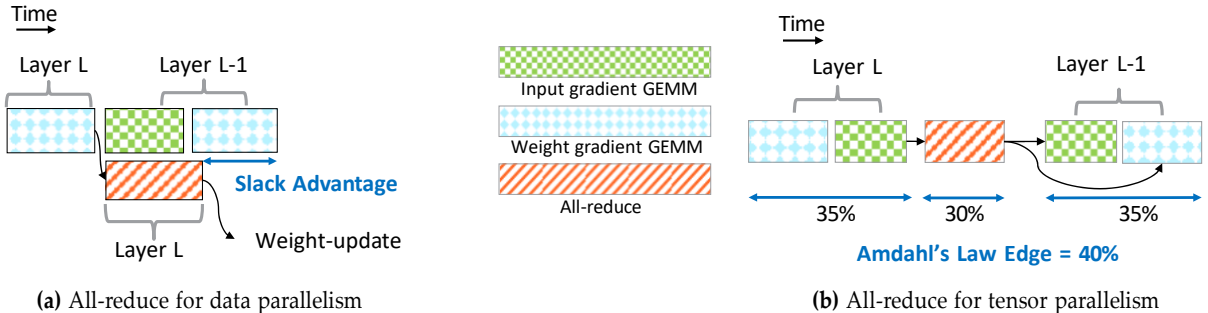


Figure 3. All-reduce in distributed setups.

in size (Section 3.5), distributed techniques have not only become de facto but have also proportionately scaled in terms of the total devices. This scale of distributed training will only continue to increase for future models (Section 4.3.2).

### 2.3 Distributed Training Techniques and Associated Communication

While many different distributed techniques exist, one common theme across all the techniques is the associated *communication* between devices, to transfer (e.g., in pipeline parallelism [25]), reduce (e.g., in tensor [48] and data parallelism), aggregate (e.g., in ZeRO-based optimizations [42]) or exchange (e.g., in expert parallelism [26]) information. These different communication patterns are usually handled by a set of *collectives* such as *all-reduce*, *all-gather*, *all-to-all*. In this work, however, we focus on all-reduce, the collective used in two of the most effective and widely-adopted distributed techniques (Section 3.1) data and tensor parallelism, which we discuss next. We discuss the implications of other forms of communication in Section 6.1.

**2.3.1 All-reduce Communication Flavors.** The all-reduce collective reduces data generated by all participating devices and broadcasts the reduced data to them as shown in Figure 2b. The collective has different implementations optimized for different system topologies. While the all-reduce collective remains the same, involving both communications as well as compute (i.e., element-wise summation), in both data parallelism (DP) and tensor parallelism (TP) setups that we focus on, its usage and thus its impact on the overall training behavior differs as briefly described next.

**2.3.2 Data Parallelism (DP) & Slack Advantage.** DP effectively increases the training input batch size by duplicating the model on all devices with each operating on a disjoint set of inputs. It however requires the model copies to be in sync which in turn necessitates that the devices all-reduce their weight gradients during the backward training pass. In DP training, this all-reduce of gradients from one layer can happen asynchronously with the gradient calculation of another layer as shown in Figure 3a. Thus, there is

potential for the associated communication to be overlapped and hidden by computations. The latter is possible only if the execution of computations equals or exceeds that of communication. In analyzing the training executions, we thus term the difference in overlapped compute and communication executions to be compute’s *slack advantage* as shown in Figure 3a.

**2.3.3 Tensor/Horizontal Parallel (TP) & Amdahl’s law edge.** TP effectively increases the available memory capacity available to the model by splitting it across devices. In particular, it splits a model layer across devices, such that each holds and thus operates on only a subset of parameters from each layer. This slicing, however, requires the layer activations (and errors) from all devices to be all-reduced during training forward passes (and backward passes). Furthermore, the forward and backward execution of a layer is dependent on the all-reduce of activation and error of another layer. Thus, unlike in DP, compute and communication are not asynchronous and communication is in the critical path of model execution as shown in Figure 3b. Thus, in our analysis, we term the difference between compute and serialized communication execution to be compute’s *Amdahl’s law edge* as shown in Figure 3b.

### 2.4 Why Study Evolution of Compute vs. Communication Scaling

So far we have described how communication is integral to training Transformer models. Not only is communication necessary due to increased reliance on distributed training, but communication can also cause compute resources to be idle (when on the critical path), and, in many cases, limit the scaling of training throughput with increasing device count. As such, an important question to focus on is how will Comp-vs.-Comm relatively scale as models scale and hardware evolves? This question is particularly relevant since unlike a system’s compute throughput, which has scaled considerably by being the key accelerator design focus, network bandwidth has received relatively lower attention ([27] quotes a 12× compute improvement to 2x network bandwidth improvement). Should this trend continue along with

increasing communication volume, future systems will be rendered inefficient in tackling the training of future large-scale models. To address this, we focus in this work on a multi-axial (algorithmic, empirical, hardware evolution) analysis of Comp-vs.-Comm scaling for future models on future hardware. We believe that such a multi-pronged analysis stands to better inform and guide future system design that can support large-scale training of future models.

### 3 Comp-vs.-Comm: Algorithmic Analysis

We first start with an algorithmic analysis of compute and communication operations in a Transformer model. We start here for two key reasons. First, not only does such an analysis serve to be a strong foundation to draw meaningful conclusions about future models but as we will show, it helps in crafting an empirical strategy to study model scaling on future hardware using existing hardware. Second, and equally importantly, such an analysis allows a system and infrastructure agnostic view of Comp-vs.-Comm scaling which is particularly relevant as system/infrastructure capabilities manifest a wide spectrum across DNN researchers (few standalone accelerators to cluster of accelerators with state-of-art interconnects).

To this end, we first begin with describing our baseline distributed training setup and consequently, variables of import, that is, hyperparameters that have a bearing on Comp-vs.-Comm scaling. We then use this foundation to do an algorithmic analysis of compute and communication in a Transformer model which shows that the complexity (big O notation) of compute operations is greater than that of the volume of data communicated, providing compute an edge in terms of acceleration consideration. While this is true, we conclude with discussing that as models scale, there are factors that are stressing this edge that compute enjoys over communication.

#### 3.1 Distributed Techniques Studied

We use BERT as a representative Transformer architecture (described in Section 2.1) for this analysis. Further, we set up the model to use data parallelism (DP) and tensor parallelism (TP) during training. While there are additional distributed techniques or a combination thereof that are used to train Transformers, DP and TP are the most common ones [16, 48]. As models scale for better accuracy, training dataset sizes have also increased to keep up with the model scale. In these cases, DP is imperative in order to divide and conquer the large dataset using multiple devices. Similarly, TP is imperative to train large models which do not fit in a single device. Besides being the most commonly employed, DP and TP also find the most support in DNN frameworks such as TensorFlow and PyTorch. As such, we focus on a setup using DP and TP in conjunction and discuss the implications of other mechanisms in Section 6.1.

Acronym	Parameter
$B$	mini-batch size
$H$	hidden dimension
$SL$	sequence length
$TP$ degree	tensor parallelism degree

Table 1. Transformer hyperparameters.

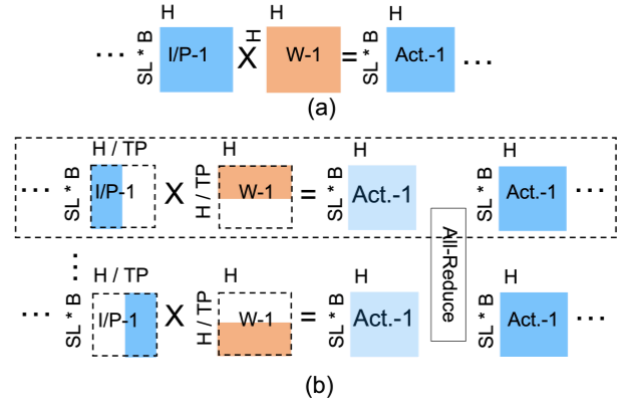


Figure 4. Layer operation sizes (a) original and with data parallelism (b) with Tensor Parallelism.

#### 3.2 Hyperparameters of Importance

The size, and thus, the cost of model components is dictated by a model’s hyperparameters [36]. In Transformers, the key hyperparameters that impact the size of weights, and activations, and the operations thereof are the layer width or hidden dimension ( $H$ ), the input batch size ( $B$ ), and the input sequence length ( $SL$ ), as shown in Figure 4(a). While there are other hyperparameters tuned during Transformer training (e.g., layer count, attention heads, learning rate), they do not impact the size of the operations directly. Thus, we use  $H$ ,  $B$ , and  $SL$  to analyze Comp-vs.-Comm in an algorithmic and hardware-agnostic manner (in Section 3.3).

Besides these hyperparameters, the distributed setup can also impact the size of operations; while in DP, the model is simply replicated with the size of operations unaffected, in TP, the operations are sliced as shown within the dotted box of Figure 4(b). Thus, the  $TP$  degree (we use  $TP$  to refer to both tensor parallelism and degree of tensor parallelism), or the number of devices the model is split across, is also considered in our algorithmic analysis.

#### 3.3 Amdahl’s Law Edge for Compute

A distributed setup with DP and TP has two types of communication in the form of all-reduce as described in Sections 2.3.2 and 2.3.3. In this section, we consider the TP-related communication which is on the critical path of model execution, hereafter referred to as *serialized communication*. We analyze algorithmically the relative contribution of all compute and the communication operations per Amdahl’s

law, to assess compute's relative edge or Amdahl's law edge (Section 2.3.3).

To do so, we consider all the compute operations pertaining to the Transformer layer. This includes matrix multiplications (GEMMs) which represent Transformer's key sub-layers (attention and FC in Section 2.1) and other element-wise and reduction operations that constitute the remaining activation functions and normalization sub-layers. Optimal Transformer implementations today, however, generally fuse the latter, non-GEMM operations with the preceding GEMM to maximize on-chip data reuse. Thus, for the algorithmic analysis, we only consider the dominant GEMMs for compute. Since GEMMs are usually compute-bound, we evaluate their algorithmic cost as the total number of operations (multiplications and additions) it performs, that is,  $2 * M * N * K$  (where  $M$ ,  $N$ , and  $K$  are its matrix dimensions and are derived from the model hyperparameters, see Figure 4). In a Transformer layer, there are three key sets of GEMMs [36], the computational complexities of which (with tensor-parallelism) are shown below:

$$\begin{aligned} \text{FC GEMM Ops.} &= 2 * (4 * H * H/TP * SL * B) \\ &= O(H^2 * SL * B/TP) \end{aligned} \quad (1)$$

$$\begin{aligned} \text{Attention GEMM Ops.} &= 2 * (H/TP * SL * SL * B) \\ &= O(H * SL^2 * B/TP) \end{aligned} \quad (2)$$

$$\begin{aligned} \text{Linear GEMM Ops.} &= 3 * 2 * (H/TP * H * SL * B) \\ &= O(H^2 * SL * B/TP) \end{aligned} \quad (3)$$

Combining the equations above, we get

$$\text{Overall Compute Ops.} = O(H * SL * B/TP * (H + SL)) \quad (4)$$

For the serialized communication, we consider the total bytes of data that requires reduction by all-reduce. The serialized all-reduce operations reduce activations and errors generated by layers and are thus a multiple (depending on precision) of the size of the GEMMs output matrices (i.e.,  $M * N$ ), and can also be represented in terms of the hyperparameters (see Figure 4). In a Transformer layer, there are four such serialized all-reduce operations, all with complexity shown below:

$$\begin{aligned} \text{Overall Communication Bytes} &= (\text{precision}/8) * (H * SL * B) \\ &= O(H * SL * B) \end{aligned} \quad (5)$$

Using Equations 4 and 5, the ratio between the number of compute operations and communicated bytes, and thus the complexity with which compute's Amdahl's law edge scales is:

$$\begin{aligned} \text{Amdahl's law edge} &= O((H^2 * SL * B/TP) + (H * SL^2 * B/TP)) \\ &\quad / O(H * SL * B) \\ &= O((H + SL)/TP) \end{aligned} \quad (6)$$

This implies that if  $TP$  degree increases more than the increase in  $(H + SL)$ , the proportion of communication increases and vice-versa in future Transformers.

### 3.4 Slack Advantage for Compute

Similar to our analysis for serialized communication, for the *overlapped communication* as a result of DP, we analyze algorithmically the relative cost of compute and the overlapped communication operation per Transformer sub-layer and assess compute's slack advantage to hide communication (Section 2.3.2). For compute, we consider GEMMs which calculate the backprop weight gradient (WG) and error (input gradient - IG), and for communication, we consider the size of the weight gradient. An example of this compute operations and communication bytes is shown for the FC sub-layer in Equations 7 and 8.

$$\begin{aligned} \text{FC WG + FC Error GEMM Ops.} &= 4 * (4 * H * H/TP * SL * B) \\ &= O(H^2 * SL * B/TP) \end{aligned} \quad (7)$$

$$\begin{aligned} \text{Communication bytes} &= (\text{precision}/8) * (4 * H * H/TP) \\ &= O(H^2/TP) \end{aligned} \quad (8)$$

According to Equations 7 and 8, the ratio between the number of operations performed by GEMM and the total AR bytes communicated, and thus the complexity with which compute's slack (to hide communication) scales is:

$$\begin{aligned} \text{Slack advantage} &= O(H^2 * SL * B/TP) / O(H^2/TP) \\ &= O(SL * B) \end{aligned} \quad (9)$$

This  $SL * B$  factor provides compute operations additional slack to hide the cost of bytes communicated. Decreasing the input size ( $SL * B$ ), however, can cause this slack to drop and can potentially expose communication costs. Furthermore, this observation holds true for all Transformer backprop sub-layers.

### 3.5 Model Scaling Stresses Compute Edge

Our algorithmic analysis in Sections 3.4 and 3.3 show that compute has more (Amdahl's law) edge over serialized communication, and enjoys additional slack to hide the overlapped communication. However, the extent of this edge and slack can vary depending on the hyperparameters: the edge grows with increasing  $H$  or  $SL$  but drops with increasing  $TP$  whereas the slack grows with increasing  $B$  or  $SL$ .  $H$  and  $SL$  have increased considerably and are further expected

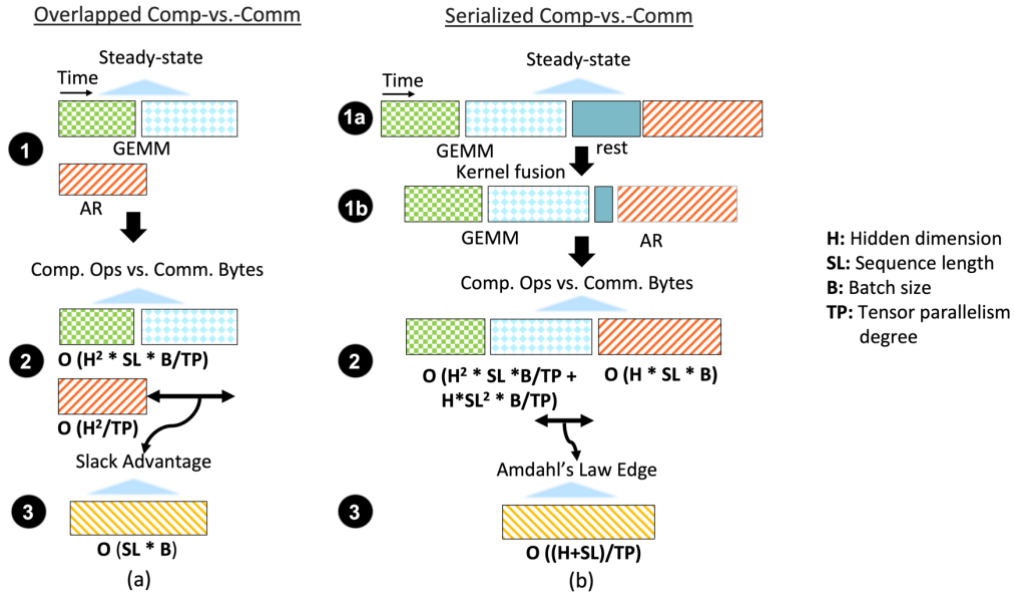


Figure 5. (a) Comp’s slack over overlapped Comm. (b) Comp’s edge over serialized Comm.

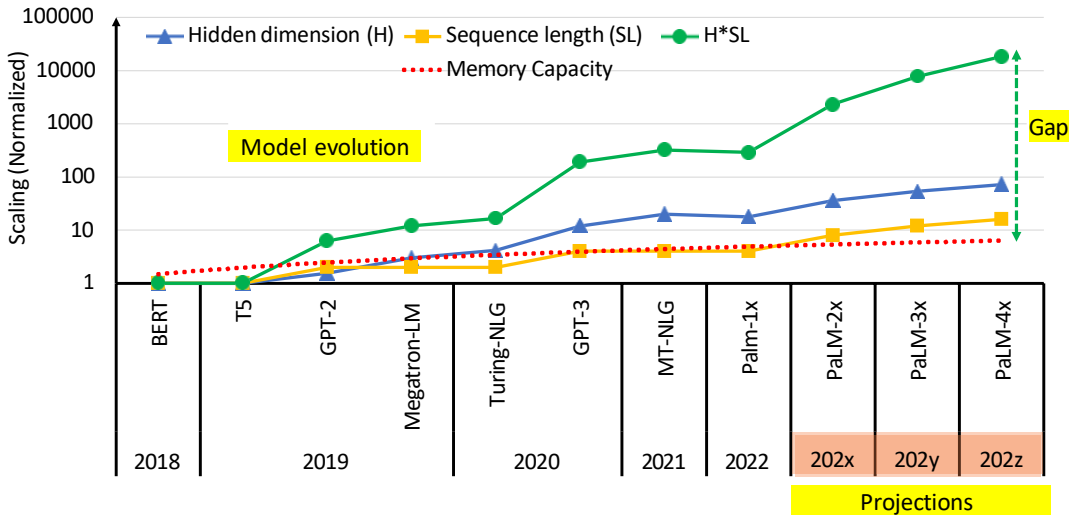


Figure 6. Hyperparameter and device memory capacity trends.

to grow (larger  $H$  and  $SL$  are strongly correlated with improved model quality [39]) as shown in Figure 6. However, increasing  $H$  quadratically increases model parameters and similarly,  $SL$  linearly increases the activation size, thus increasing the memory requirements of Transformers. We use the product of these two,  $H * SL$ , as a proxy to show memory requirement scaling. Figure 6 also shows, if the trend of linear scaling of device memory capacity continues, the gap between models’ future memory demand and available capacity will only increase. This has made the use of smaller  $B$ s and larger  $TP$ s imperative, to reduce and distribute the memory pressure (gap in Figure 6), respectively. If this trend in  $B$  and  $TP$  exceeds the corresponding increase in  $H$  and  $SL$ , the resulting ratios for algorithmic edge (i.e.,  $(H + SL)/TP$ ) and slack (i.e.,  $SL * B$ ) can drop, exposing more and more

communication on the critical path. As such, while compute enjoys an algorithmic edge over communication, model scaling, and memory capacity trends are stressing this edge.

#### 4 Comp-vs.-Comm: Empirical Analysis

We discussed in Section 3 that while compute enjoys an edge over communication in terms of algorithmic complexity, as models scale, there are factors which are stressing this edge. In this section, we use our algorithmic analysis as the foundation to craft an empirical strategy which will allow us to study Comp-vs.-Comm scaling for future models on future hardware using existing hardware. We believe such a strategy holds the potential to perform Comp-vs.-Comm scaling study for any future Transformer model.

To that end, in this section, we first begin with challenges to attain the above goal. Next, we discuss our solutions to

overcome these challenges with an overview of our proposed empirical strategy. We follow this with our observations from doing this analysis on existing hardware and the lessons we have learned.

#### 4.1 Empirical Analysis Challenges

As outlined above, the key goal of our work is to study Comp-vs.-Comm scaling for future models on future hardware using capabilities of current hardware. While in Section 3 we did a system-agnostic algorithmic analysis, an empirical analysis requires careful consideration for several reasons. First, effectively studying model evolution, unless done in a disciplined way, can lead to an explosion of scenarios to consider and consequently experiments to run. Second, a similar explosion of scenarios can happen even for hardware evolution. For both cases, it is important to carefully identify variables of interest in designing experiments. Finally, even with disciplined exploration of variables of interest, we can still end up with considerable profiling costs, especially in scenarios where entire training iterations need to be profiled to derive meaningful conclusions. Overall, careful taming of variable space along with close attention to controlling profiling overheads - all while delivering high-fidelity model and hardware evolution - is paramount for an effective empirical strategy to study Comp-vs.-Comm scaling for future models on future hardware.

#### 4.2 Proposed Empirical Strategy

In this section, we discuss components of our proposed empirical strategy (depicted in Figure 7) to overcome the challenges we identify above.

**4.2.1 High-fidelity Model Evolution.** To effectively study Comp-vs.-Comm scaling for future models, careful consideration of model evolution is necessary. Table 1 discussed the key hyperparameters of interest for Transformer models. Further, we also discussed in Section 3.5 that historically, for better accuracy, models have scaled both the hidden dimension ( $H$ ) and the sequence-length ( $SL$ ). The other hyperparameters (batch-size  $B$  and degree of tensor-parallelism  $TP$ ) are dependent on underlying system (both compute and memory capacity). A naive but exhaustive exploration of such hyperparameter space will help to study model evolution faithfully; however, even after excluding unrealistic configurations (large model, large batch size but with small tensor parallelism degree), such exploration can lead to a considerably large number of experiments that are impractical to run.

To overcome this challenge, we anchor our empirical strategy on our algorithmic analysis. That is, we use the Comp-vs.-Comm scaling ratios identified by our algorithmic analysis to design specific controlled experiments. Specifically, to study Comp-vs.-Comm scaling for scenarios where communication is overlapped with computation (a.k.a. data

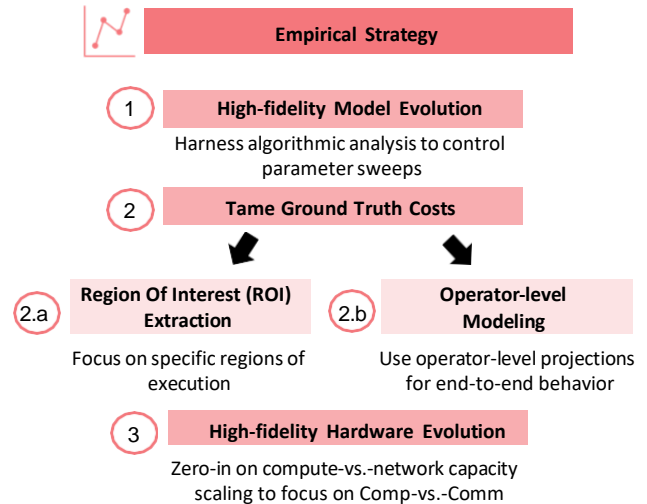


Figure 7. Proposed empirical strategy - List of Solutions.

Parameter / Setup	Value
H	1K,2K,4K,8K 16K,32K,64K
B	1,4
SL	1K, 2K, 4K, 8K
TP degree	4, 8, 16, 32, 64, 128, 256

Table 2. Parameters and setup of models studied.

parallelism), since algorithmically the ratio of Comp-vs.-Comm is  $O(SL * B)$ , we focus on sweeping  $SL * B$  for different hidden dimension ( $H$ ) values to study how compute’s slack advantage scales for future models. While this strategy helps with overlapped communication, for serialized communication (a.k.a. tensor parallelism), since the ratio of Comp-vs.-Comm is  $O((H + SL)/TP)$ , we can only factor out batch-size  $B$ . We identify alternate strategies to tame this exploration (Section 4.2.2).

**4.2.2 Taming Ground-truth Cost.** As discussed in the previous section, while algorithmic analysis does help tame the search space to study Comp-vs.-Comm scaling, further solutions are needed to tame the profiling costs. To that end, we employ a two-pronged strategy to attain our goal but keep profiling costs low. Specifically, first, we use application understanding to tease out specific fraction of executions where possible. Second, we rely on high-fidelity operator-level models which allow us to effectively project different Transformer configurations without actually running them. We explain these strategies further below.

**Region of Interest (ROI) extraction** To study Comp-vs.-Comm scaling for scenarios where communication is overlapped with computation (a.k.a. data parallelism), we observe



that it suffices to extract the specific compute (e.g., GEMMs) and communication fractions (e.g., All-reduce) which will manifest for future models and profile them. These controlled experiments will not only help us study how the edge that compute enjoys over communication will evolve as models scale and hardware evolves but also do so whilst avoiding the cost of running the entire training iteration for all configurations of interest.

**Operator-level models** To study Comp-vs.-Comm scaling for scenarios where communication is serialized with computation (a.k.a. tensor parallelism), ROI extraction as done above is difficult. To quantify how much Amdahl’s law edge compute enjoys over communication, it is necessary to study the entire training iteration. To tame profiling costs in this case, we make the key insight that building high-fidelity operator-level models can allow us to combine these models to project network behavior.

Specifically, for every operator in the Transformer layer’s execution which repeats during a training iteration (e.g., GEMMs, layer-normalization, etc.), we identify based on algorithmic analysis the hyperparameters which affect its execution time. We further profile all operations on existing hardware while varying each hyperparameter independently. This helps us identify the correlation between execution times and the hyperparameters for each operation. Identifying this correlation allows us to project the execution time of each operator for a different set of hyperparameter values. This allows us to project Transformer behavior for a wide variety of hyperparameter values while taming our profiling costs. Our evaluation of the operator-level models (Section 4.3.8) shows that these models are reliable and can accurately capture the behaviour of operations with changing hyperparameters.

**4.2.3 High-fidelity Hardware Evolution.** Finally, similar to model evolution, a disciplined search space of hardware parameters is equally important. To that end, we first identify the key drivers with import to Comp-vs.-Comm scaling. These are namely: compute, memory and network. Of these, we observe that memory improvements (bandwidth, latency) can help both computation and communication. As such, in our work we focus on compute and network scaling and specifically, we focus on range of their *relative scaling ratios* as observed with historical data for GPUs from different vendors. This considerably simplifies the resultant analysis while still allowing the study of Comp-vs.-Comm on future hardware.

**4.2.4 Benefits Compared to Exhaustive Profiling.** Our empirical strategy described above considerably minimizes the execution and profiling costs (Section 4.3.8) of Comp-vs.-Comm analysis for future models on future hardware. First, our algorithmic analysis helps pick only a subset of hyperparameters to sweep and limits the combinations of

hyperparameters to consider ( $SL * B$  rather than individually sweeping  $SL$  and  $B$ ). Second, the operator-level models enable the projection of serialized communication for many different configurations (analyzed for 196 configurations) using the execution and profiling of only a single iteration. Finally, the focus on specific ROIs to study overlapped communication helps avoid executing end-to-end iterations.

### 4.3 Observations from Experimental Analysis

In this section, we describe our observations from experiments derived from our empirical strategy above.

**4.3.1 System Setup.** We run our experiments on a system with an AMD Ryzen™ Threadripper™ CPU and four AMD Instinct™ MI210 [7] accelerators, each with 64GB HBM memory (Figure 8). The accelerators are fully connected using AMD Infinity Fabric™ links with bidirectional link bandwidth of 100GB/s. These links form multiple rings, providing a peak ring all-reduce bandwidth of 150GB/s. Note that, while we use a four-GPU ( $N = 4$ ) setup, it provides us with a reasonable estimate of communication time on larger setups which scales with  $(N - 1)/N$  ( $\sim 1$  for very large  $N$ ), causing the actual communication time to be slightly higher. Furthermore, DP training is usually setup on large-scale multi-node systems with slower inter-node links for communication, but these are expensive and hard to come by. Thus, we instead make optimistic estimates of the communication times using intra-node links, and discuss the implications of inter-node links in Section 4.3.7. Finally, our software stack consists of AMD’s ROCm™ open software platform version 5.2 [4] with PyTorch v1.7, rocBLAS [3] BLAS library and RCCL [13] communication collectives library.

**4.3.2 Models & Training Setup ( $H, B, SL, TP$  degree &  $DP$  degree).** We consider several combinations of hyperparameters and distributed setups as shown in Table 2 which cover a range of Transformer models (see Appendix A for their hyperparameters) shown in Figure 6. In this section, we explain our reasoning for these ranges.

First, note that scaling of Transformer models typically involves scaling  $H$  and  $SL$  [39]. To this end, we consider both range of  $H$  and  $SL$  values manifested by models over last five years and scale them to project models over next five years. Further, as discussed in Section 3.5, the large gap between hyperparameters ( $H$  and  $SL$ ) and memory capacity scaling forces the use of smaller  $B$  and larger  $TP$  degrees (referred to as  $TP$  henceforth). Consequently, most larger models (e.g., MT-NLG [49] and PALM [16]) today already use a small  $B$  value of 1 which cannot be reduced further. As such, we also consider small  $B$  values.

Next, we determine the appropriate ranges for  $TP$ . We first start with an estimation for  $TP$  based on Transformer setups employed today. We start with one of the largest, 3.9B parameters, Megatron-LM models (Mega.-LM\_BERT), the first publicly known Transformers to use tensor-parallelism

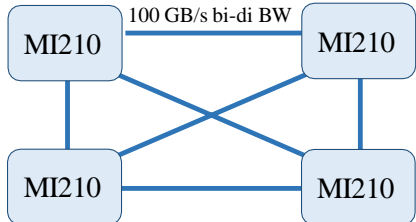


Figure 8. AMD Instinct™ MI210 node overview.

with  $TP$  of eight. To estimate the  $TP$  for a future Transformer model, the variables of import are device memory capacity and model size. Assuming the capacity of eight devices ( $base\_TP$ ) is required for a model of that size, we estimate the  $TP$  of any larger model by scaling the  $base\_TP$  by the ratio ( $p$ ) of its parameter (hence model) size compared to that of Megatron-LM’s. To take into account the increase in device memory capacity in the time period of models’ releases, we divide the projected  $TP$  by the memory capacity scaling ratio ( $s$ ) in that time period. Thus

$$\text{Required } TP \text{ degree} = base\_TP * p/s \quad (10)$$

We show the  $TP$  scaling value ( $p/s$ ) for Transformers since Megatron-LM in Figure 9. As shown,  $TP$  needs to be scaled by 40-60 $\times$ , leading to a required  $TP$  degree of ( $*8$ )  $\sim$ 250-550. Note that, while  $TP$  has increased over last few years as models scale, considerable innovations in interconnect technology will be necessary to realize this large  $TP$ . Further, pipeline parallelism can also be relied on to control  $TP$ . Consequently, we study range of  $TP$  values up until 256.

Finally, note that  $DP$  degree is not limited by memory capacity. Since the compute operations and communication bytes remain unaffected by  $DP$  degree (Section 2.3.2) with limited impact of device count ( $N$ ) on communication runtime (Section 4.3.1), our analysis holds for any  $DP$  degree.

**4.3.3 Profiling Setup.** For the overlapped communication analysis, as discussed in Section 4.2.2 we extract relevant regions from training iteration (compute and communication operations) and execute only these relevant regions for all possible hyperparameter combinations under consideration (Table 2). Note that, while they do execute concurrently in reality, we execute and study them in isolation to avoid interference slowdowns due to shared resources and to understand their optimal characteristics in isolation. For serialized communication analysis, we first profile training iterations of BERT [18] on a single GPU as a baseline. Next, we employ our operator-level models (4.2.2) to project training runtime for hundreds of Transformer configurations. Finally, we use rocProf [14] to measure GPU kernel execution times.

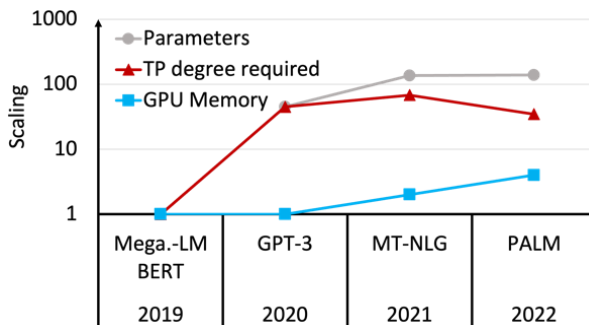


Figure 9. TP scaling due to increasing model size.

**4.3.4 Amdahl’s Law Edge Analysis.** Using the empirical strategy described in Section 4.2, the hyperparameter trends observed in Section 3.5, and the  $TP$  values estimated in Section 4.3.2, we next project the proportion of serialized communication as compared to compute. Figure 10(a) shows the fraction of Transformer training time spent on communication for varying  $H$ ,  $SL$ , and  $TP$  values. The subset of  $H$ ,  $SL$ , and  $TP$  values we consider include a medium Transformer ( $\sim$ T-NLG [33]), one of the largest Transformer models that exist today ( $\sim$ PALM [16]), as well as a large futuristic Transformer.

As shown, for a fixed  $H$  and  $SL * B$  (a line), the communication proportion increases with increasing  $TP$  degree. On the other hand, with fixed  $TP$ , it drops with either a decreasing  $H$  or  $SL$ . These trends correlate with and further strengthen our algorithmic takeaways in Section 3.3. Furthermore, we observe that the fraction of communication is a considerable execution time fraction and increases as models scale. Models of different sizes require different  $TP$  values to train based on our discussion in Section 4.3.2. While a  $TP$  degree of 16 can potentially suffice for a model with  $H = 4K$  (e.g., T-NLG), it has to be scaled for larger models (e.g.,  $TP$  of 64 for  $H$  of 16K in PALM-1x). These combinations of parameters are highlighted in blue in Figure 10(a) which essentially show that communication proportion increases as models scale, and can be a considerable 50% of the execution time for a model with  $H = 64K$  (PALM-3x). Finally, this trend also correlates with our algorithmic takeaway in Section 3.3. With  $SL$  constant, and similar scaling of  $H$  and  $TP$ , the denominator of  $(H + SL)/TP$  scales much more, causing compute’s Amdahl’s law edge to drop.

**4.3.5 Slack Advantage Analysis.** Similarly, using the empirical strategy described in Section 4.2, and the hyperparameter trends observed in Section 3.5, we also estimate the fraction of time communication is overlapped with compute. This helps estimate the extent of slack advantage that compute has to hide the communication cost and further how this slack scales. Figure 10(b), which plots this overlap percentage, shows that the overlapped time decreases as the product of  $SL$  and  $B$  ( $SL * B$  in the figure) increases which also aligns with our algorithmic takeaway in Section 3.4. In

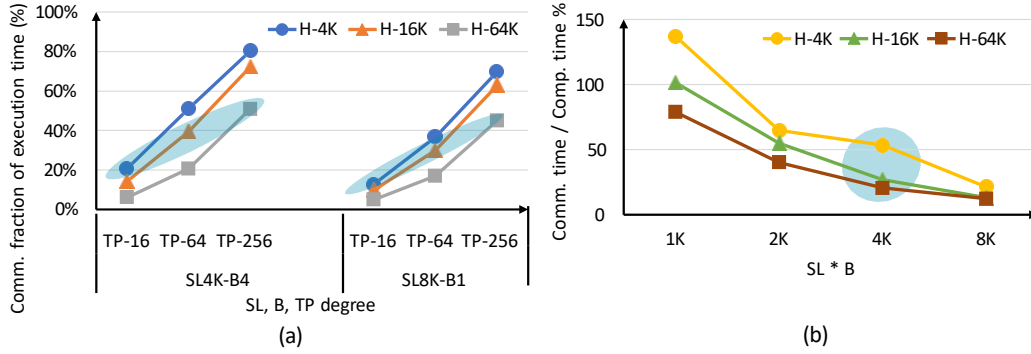


Figure 10. (a) Fraction of serialized communication time. (b) Overlapped communication as a percentage of compute time.

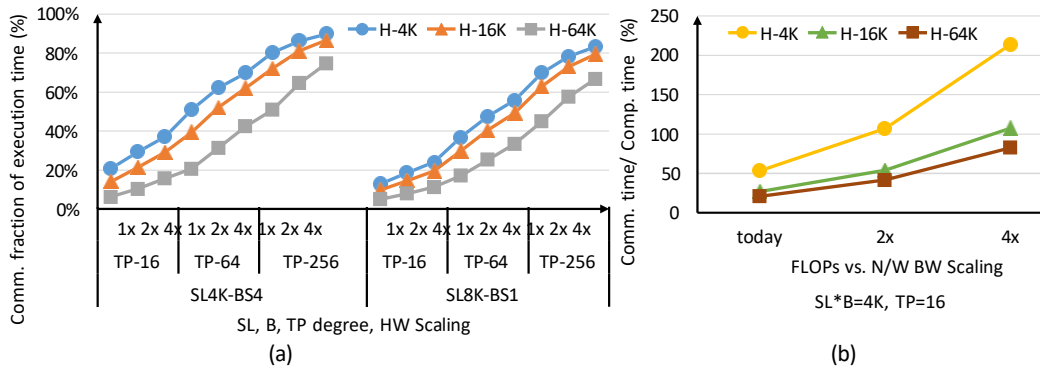


Figure 11. Impact of hardware evolution: (a) fraction of serialized communication time. (b) overlapped communication as a percentage of compute time

addition, we also find that the percentage of compute overlapped with communication is higher at smaller  $H$ , causing smaller remaining slack. This was not accounted for in our algorithmic analysis because this is an artifact of hardware execution. Smaller  $H$ , and thus smaller communication sizes do not fully use the network bandwidth capacity of devices that larger sizes can. This results in a sub-linear increase in communication costs until a point where the network bandwidth saturates. However, the compute operations are large enough to saturate compute FLOPs. Thus, the slower communication at smaller sizes creates a larger overlap and leaves a small compute slack.

Furthermore, the communication overlap percentages are generally very high, ranging from 17% to 140% for the range of  $H$ ,  $SL$ , and  $B$  values, and a fixed  $TP$  degree of 16. In particular, the highlighted blue region shows that for the common  $SL * B$  value of 4K (across a range of models), communication forms a 20-55% of compute time, leaving smaller slack. Moreover, this percentage is likely to be much higher as the overlapped communication usually occurs in large multi-node setups with slower communication links than the intra-node high-bandwidth links that we study.

**4.3.6 Future Hardware Analysis.** So far we have estimated the Comp-vs.-Comm costs while training Transformers on current systems. Evolving hardware, however, can

change these estimates and shift application bottlenecks. Thus, in this section, we estimate the Comp-vs.-Comm costs for future systems, given past hardware trends, to help inform future system design.

To do so, we first estimate the relative scaling of compute FLOPs versus network bandwidth, termed as *flop-vs.-bw*, across generations of GPU devices. We find that this value varies from  $\sim 2 - 4\times$  across different vendors [2, 5–7], implying compute FLOPs scale  $\sim 2 - 4\times$  more than network bandwidth. We use this range to scale the compute time estimated in Sections 4.3.4 and 4.3.5 and project its resulting slack advantage as well as Amdahl’s law edge over communication.

As shown in Figure 11(a), with  $2\times$  and  $4\times$  flop-vs.-bw scaling, serialized communication starts to dominate Transformer training execution, with the range increasing from 20-50% to 30-65% and 40-75%, respectively, for the configurations discussed in Section 4.3.4. Similarly, compute acceleration also reduces, or even eliminates, the slack advantage to hide the overlapped communication. Figure 11(b) shows that the overlapped communication is 50-100% and 80-210% of the compute time with  $2\times$  and  $4\times$  flop-vs.-bw scaling, with the communication cost exposed (i.e., in the critical path) in many cases (if  $\geq 100\%$ ). Furthermore, these communication percentages will increase in inter-node setups (discussed in Section 4.3.7). Thus, if similar trends in hardware evolution

Setup	Value
$H$	64K
$B$	1
$SL$	4K
$TP$ degree	128
flop-vs.-bw scale	4×

Table 3. Case study setup.

continue, communication will become a critical bottleneck in training Transformers.

**4.3.7 End-to-end Comp-vs.-Comm Case Study: Combining Serialized & Overlapped Communication.** Having studied Comp-vs.-Comm for the different serialized and overlapped (TP and DP) scenarios, we next present a case study combining the impact of both for a large futuristic Transformer model. We consider a setup with model hyperparameters, system, and distributed setup detailed in Table 3. As shown in Figure 12, we find that 48% of time is spent on serialized communication while 9% is spent on overlapped communication. Since the latter is completely hidden by independent (backprop GEMM) computations, the overall communication proportion is 48% - that is, this is the amount of communication that ends up on the critical path.

Next, we take into account two other factors that also affect overlapped communication, namely, lower inter-node communication bandwidth ( $\sim 8\times$  per [43]) and interference slowdown. The former is pertinent as portions of overlapped communication due to DP can be over inter-node links. The latter is pertinent as communication can potentially slowdown due to interference among compute and longer running communication [43] due to concurrent execution. With these considerations in mind, we will end up with the third scenario depicted in Figure 12, where we will observe that DP-directed communication is no longer completely hidden. Thus, with TP-directed communication serialized and DP-directed communication only partially overlapped, total communication becomes a larger bottleneck for future Transformer training.

**4.3.8 Evaluating Operator-level Model.** Studying Comp-vs.-Comm for all models and system setup can provide a more accurate analysis of how communication scales with respect to compute. However, doing so can be expensive (large-scale systems hard to get by), impractical (setting up and execution of all models can be cumbersome) and sometimes impossible (making future hardware projections). Thus we model end-to-end training using the operator

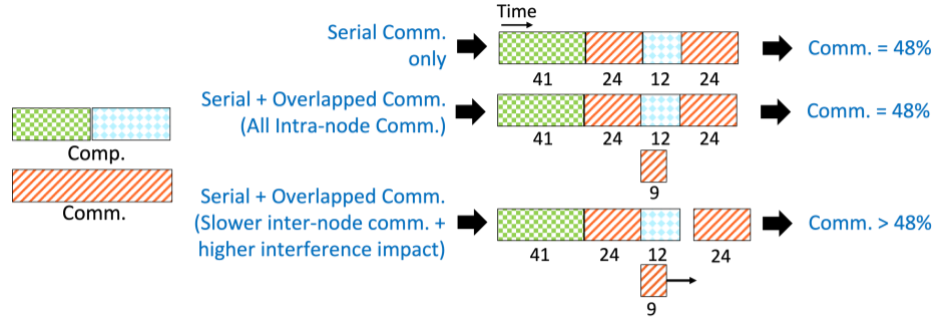


Figure 12. Overall Comp-vs.-Comm Case Study.

model (Section 4.3.8). In this section, we evaluate the effectiveness and benefits of this approach:

**Accuracy:** To evaluate the effectiveness of the operator-level model, we compare the projected runtimes (normalized) of operations against those measured on a GPU while sweeping hyperparameters. Figure 13(a) shows how linearly scaling Transformer GEMMs’ runtimes accurately captures their behaviour with sweeping  $SL$ . Similarly, Figure 13(b) shows how quadratically scaling GEMM’s runtime captures the trend with increasing layer width or  $H$ . Similarly, Figures 13(c) and 13(d) show accuracy in modeling LayerNorm runtimes (which is linear) with changing  $SL$  and  $H$ , respectively. Note that the individual errors in runtimes, especially for smaller operation sizes, may not always be small. This is because operation efficiency can improve with size, and thus their runtime does not always increase as expected. Since our goal is to project runtimes of larger, more futuristic models, these projection errors do not impact our key takeaways.

**Profiling Speedups:** Finally, the ability to exhaustively study hundreds of different configurations (using a combination of parameter values in Table 2) using the Transformer execution time breakdown of only a single baseline also saves considerable profiling time and effort. We estimate a profiling speedup of over three orders of magnitude (e.g.,  $2100\times$ ) to estimate the serialized Comp-vs.-Comm for 198 configurations. Moreover, we avoid executing end-to-end iteration, specifically the forward propagation execution, to estimate the overlapped Comp-vs.-Comm costs. This speeds up profiling by  $1.5\times$ . Thus, our algorithmic analysis and empirical strategy save us considerable profiling time and resources.

## 5 Accelerating Communication

Our Comp-vs.-Comm scaling analysis for future models on future hardware as outlined in prior sections paints a challenging picture that communication is starting to become a considerable hotspot for distributed training. As such, we argue that future system designers will have to keep this consideration front and center to efficiently tackle large-scale distributed training. Consequently, we assume that future

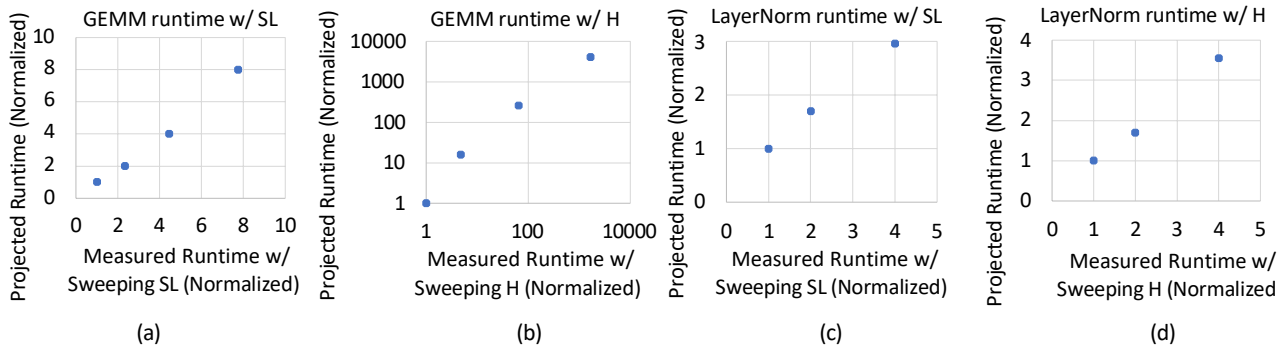


Figure 13. Effectiveness of Operator-level modeling.

system designers will pay special attention to peak compute vs. network bandwidth scaling [42]. That is, given the increasing communication fraction, absent other DNN innovations, network capabilities scale commensurate (if not more) to compute capabilities. We assume this is tablestakes and discuss techniques beyond this basic requirement that are beneficial to tackle communication. To this end, in this section, we first start with outlining some existing techniques and upcoming technologies which can help accelerate communication in distributed training. While these hold promise, we also discuss some residual challenges that ought to be tackled moving forward to lead to a balanced system capable of handling both compute and communication efficiently.

### 5.1 Promising Techniques

Several techniques and upcoming technologies hold promise in their capability to accelerate communication in distributed training. Specifically:

**Technique1 - Offloading Communication:** Techniques which offload communication from accelerator (such as GPU) to a specialized co-processor (ASIC, FPGA, DPU) [11, 43] hold promise to help tackle communication. First, they can be specialized to tackle communication primitives prevalent in training. Second, they free up the accelerator compute and cache resources to be focused on compute instead of communication.

**Technique2 - Processing-in-network (PIN):** Techniques which propose supporting in-network processing such as support for collectives [22, 27] also hold promise. Further, network switch-based collectives stand to provide a  $2\times$  benefit from network bandwidth perspective in certain scenarios. Specifically, for all-reduce, they require accelerators only push data generated out to switch once, then the switch performs the reduction on their behalf and pushes the result back to accelerators. In contrast, bandwidth optimal ring-based all-reduce [1] transmits twice as much data over the network. Furthermore, they lower interference at memory to compute executing on accelerator as data has to be pulled out/pushed to memory less often.

### Upcoming technology - Processing-in-memory (PIM):

To tackle the ever-increasing demand for memory bandwidth for computations, a promising paradigm is Processing-in-memory (PIM). Different flavors of PIM push compute units closer to memory allowing higher memory bandwidth to be availed at these units as compared to the accelerator. Several commercial realizations of PIM have emerged in recent past [8, 9] showing promise in this paradigm. Upcoming technologies like PIM can also aid in tackling communication. Specifically, support for in-memory atomics can simplify the reduction computation commonly needed for all-reduce primitive by lowering memory traffic. This also has the added advantage to lower interference at memory between communication and computation executing on accelerator.

### 5.2 Residual Challenges

While in Section 5.1 above, we discussed some existing promising techniques and upcoming technologies which stand to tackle the challenge of communication, in this section we highlight residual challenges which deserve attention and further system innovation to tame the increasing communication fraction in large-scale training.

**Challenge1 - Serialized Computation and Communication:** Data-flow dependency between computation and communication is prevalent in distributed training. This necessitates serialization of computation and communication. While techniques discussed above accelerate communication, they do so whilst keeping computation and communication separate. This in turn limits communication optimization and can leave performance on the table by artificially enforcing coarse-grain communication.

We believe that judicious fusion of computation and communication via fine-grain communication is a promising technique to address this. However, such fusion is not without its challenges. Specifically, a good portion of computation in distributed training is comprised of GEMMs. Vendors typically heavily optimize GEMM libraries for their platforms and in some cases these are not open-sourced. Even with

GEMM code availability, this will add complexity to the already complex task of writing efficient GEMM codes. Overall, efficiently fusing computation with communication will necessitate several innovations to overcome these challenges.

**Challenge2 - Network Architecture Dependency:** Many of the techniques discussed above can necessitate certain network topologies and/or network components (e.g., high-end network switch) making these techniques unavailable in networks which do not possess these capabilities or topologies. In such scenarios, innovations which judiciously combine myriad communication acceleration solutions depending on underlying system infrastructure will be necessary.

## 6 Discussion

In this section, we discuss a potpourri of relevant discussion topics pertaining to our analysis.

### 6.1 Comp-vs.-Comm beyond Data and Tensor Parallelism

In our analysis, we largely focus on data and tensor parallelism given their prevalence and ubiquity in distributed training. We discuss here how communication from other distributed techniques can be easily folded in our analysis.

**6.1.1 Mixture-of-experts (MoE).** A popular paradigm to address computational costs of continued model scaling is Mixture-of-experts (MoEs). The foundational premise for MoE is conditional computation, that is, MoEs sparsely activate sub-networks of a large network based on inputs (as opposed to activating entire network for all inputs as is done in dense models). This allows increase in model capacity without proportional increase in computational costs. Transformer-based MoEs [20, 41] have shown considerable promise in preserving or exceeding accuracy of dense models while lowering computational cost.

Our proposed analysis is applicable to Transformer-based MoEs. Similar to their dense counterparts, MoEs also rely on data and tensor parallelism which we extensively study in this work. In addition, MoEs deploy expert parallelism which introduces further serialized communication (all-to-all) in the critical path. Both our algorithmic analysis for serialized communication (Section 3.3) and our empirical strategy for serialized communication (Section 4.2.2) can be extended to incorporate expert parallelism induced communication.

Finally, MoEs potentially stand to exacerbate communication fraction not only by introducing additional forms of communication as discussed above, but also by gradually lowering the amount of computation per input. This only further bolsters the central premise of our work of careful future system design with communication acceleration in mind.

**6.1.2 Pipeline Parallelism.** Pipeline parallelism splits a model horizontally into partitions and assigns each partition

to different devices. As such, this technique further adds communication on the critical path as inputs/outputs have to be communicated between the pipeline partitions. Similar to MoEs (as discussed above), while this communication can be folded in our analysis, we do not consider pipeline parallelism in this work for several reasons. First, vanilla pipeline parallelism often adds idle bubbles in computation which are tackled with techniques like micro-batching [25]. Micro-batching in turn necessitates large batch-sizes, exacerbating memory efficiency and training convergence. Consequently, we focus on the more prevalent distributed training combination of data and tensor parallelism in this work.

**6.1.3 Large System Memory.** Prior techniques [42, 46] have looked at placing model state (parameters, activations, etc.) in system memory (CPU attached DDR memory, NVMe memory) beyond simply relying on accelerator-attached memory (e.g., GPU memory). By relying on system memory, larger models can be trained on the same number of accelerators as accelerator memory lessens as a limiting factor. In such scenarios, in addition to inter-accelerator communication which we focus on, there is also a communication component for data-movement between CPU memory/NVMe-memory to accelerator memory. Further, careful software enablement is necessary to ensure that this data-movement does not end up on the critical path that is, data staged in system memory has to be brought back in accelerator memory just-in-time before it is needed.

We focus on inter-accelerator communication component in this work for several reasons. First, inter-accelerator communication is often on the critical path (e.g., tensor parallelism) and can directly affect training throughput. Second, the distributed training techniques studied in this work are also most commonly used. Finally, while for a model of given size, with reliance on system memory, it is possible that inter-accelerator communication component can be lowered (replaced with CPU-accelerator communication), it can also lead to higher training time as compute capability is also lower (smaller number of accelerators).

### 6.2 Number-formats

An important consideration and performance driver for DNN training has been number-formats for activations and weights. While in this work, we assume the state-of-art setup for training (mixed-precision training with FP16 [31]), we discuss in this section the implications of these formats for our analysis.

There is considerable interest and ongoing work [32, 47] on harnessing alternate number-formats for training. The reasoning for this interest is both the computational and communication benefits of number formats with lower number of bits. Accelerators' (such GPUs') peak compute capability often scales up as number of bits used to represent the data drops (e.g., FP16 throughput for MI210 GPU used in this work is about 4x that for FP32). Similarly, lower number of

bytes are read from memory and communicated between accelerators for formats with lower number of bits.

As the community continues its exploration and march towards number-formats with lower number of bits, an interesting question is how will Comp-vs.-Comm scaling analysis evolve? First, the analysis and methodology presented in this work is largely agnostic to the formats and as such, it should translate to training in alternate formats. Second, while compute can potentially scale quadratically or more as number of bits are lowered (peak compute for FP16 vs. FP32), number of bytes communicated or moved only scale linearly (2x for FP16 to FP32). As such, the key takeaways of our analysis will likely carry over to these alternate formats.

### 6.3 Comp-vs.-Comm for Inference

While we focus in this work on Comp-vs.-Comm scaling analysis for training, we briefly discuss in this section Comp-vs.-Comm scaling implications for inference. While training comprises a forward and backward propagation through the network layers, inference only employs a forward pass through the network. Further, unlike training, to cater to compute and energy constrained scenarios, techniques like quantization [21] and distillation [24] are often used for inference to avoid distributed computation and concomitant communication. In scenarios where distributed computation is necessary (MoE-inference [41], recommendation models [35]), techniques like data and tensor parallelism, which we already study in our work, are employed. In such scenarios, our proposal can be translated to distributed inference as well.

### 6.4 Comp-vs.-Comm beyond Transformers

As we discussed in Section 2.1, while we chose to focus on Transformers as they have arisen to be a candidate general purpose DNN architecture for wide-variety of tasks, we believe that our proposed methodology can be translated as is and/or extended to other DNNs. Specifically, our insights on ROI extraction and operator-level modelling can be easily translated to other models. Similarly, an algorithmic analysis-based empirical strategy, as proposed by our work, can be extended for other DNNs.

## 7 Related work

### 7.1 DNN Characterization

DNNs and specifically Transformers have become an important application domain to optimize systems for. Consequently, there have been numerous works on benchmarking and characterizing them [12, 23, 30, 44, 52, 54–57]. However, unlike our work, these works focus on compute bottlenecks in single-device DNN executions and thus do not characterize the communication costs that arise in multi-device, distributed setups. We instead focus on characterizing the

relative cost of communication compared to compute operations to make a case for more communication-focused innovations going forward.

### 7.2 Characterizing & Accelerating Communication

There have been other works that study and/or optimize communication in distributed setups [27, 36, 43]. However, they lack a futuristic take on how the communication costs and thus benefits of their optimizations evolve across different Transformers, different distributed techniques, as well as with evolving hardware capability. We show how communication costs vary across these different scenarios and dependent on that, may or may not be a bottleneck. While some works [19, 34] examine the impact of sweeping a subset of hyperparameters on overall throughput, they either do not include in-depth characterization that explains the behavior or are on a single device.

## 8 Conclusion

This work focuses on the key question pertinent to large-scale distributed training: how will compute vs. communication (**Comp-vs.-Comm**) scale as models scale and hardware evolves? To this end, we perform a multi-axial (algorithmic, experimental, hardware evolution) analysis of Comp-vs.-Comm scaling for Transformer models, which have emerged as candidate general purpose DNN architecture. Our algorithmic analysis provides a system-agnostic view of Comp-vs.-Comm scaling and indicates that while compute enjoys an edge over communication, this edge is being stressed. Next, we propose an empirical strategy to study future Transformer models as hardware evolves. We address several challenges to do so and propose solutions to derive a general empirical strategy which allows us to study a spectrum (hundreds) or future Transformers/hardware scenarios at three orders of magnitude lower profiling costs. Further, our proposed strategy has the potential to serve as a strong basis to perform Comp-vs.-Comm scaling analysis for any future Transformer model. Our empirical analysis driven experiments back our algorithmic analysis and show that communication will play an increasingly large role in a distributed training setup as models scale (about 40-75%). With our multi-axial analysis, we clearly show the need for effective scaling of communication capabilities to at least match that of compute scaling, and conclude with discussing residual challenges which need to be addressed for efficient distributed training of future models.

## References

- [1] 2017. Baidu All-Reduce. <https://github.com/baidu-research/baidu-allreduce>.
- [2] 2018. NVIDIA TESLA V100 GPU ACCELERATOR. <https://images.nvidia.com/content/technologies/volta/pdf/tesla-volta-v100-datasheet-letter-fnl-web.pdf>.

- [3] 2019. AMD’s BLAS Library. "<https://github.com/ROCmSoftwarePlatform/rocBLAS>".
- [4] 2019. ROCm, a New Era in Open GPU Computing. "<https://rocm.github.io/>".
- [5] 2021. AMD INSTINCT™ MI100 ACCELERATOR. <https://www.amd.com/system/files/documents/instinct-mi100-brochure.pdf>.
- [6] 2021. NVIDIA A100 TENSOR CORE GPU. <https://www.nvidia.com/content/dam/en-zz/Solutions/Data-Center/a100/pdf/nvidia-a100-datasheet-us-nvidia-1758950-r4-web.pdf>.
- [7] 2022. AMD INSTINCT™ MI210 ACCELERATOR. <https://www.amd.com/en/products/server-accelerators/amd-instinct-mi210>.
- [8] 2022. GDDR-PIM. <https://news.skynix.com/sk-hynix-develops-pim-next-generation-ai-accelerator/>.
- [9] 2022. GPU with HBM PIM. <https://semiconductor.samsung.com/newsroom/tech-blog/samsung-electronics-semiconductor-unveils-cutting-edge-memory-technology-to-accelerate-next-generation-ai/>.
- [10] 2022. State of AI Report 2022. <https://www.stateof.ai/>.
- [11] 2023. Distributed Services Card (DSC). <https://www.amd.com/system/files/documents/pensando-dsc-200-product-brief.pdf>.
- [12] Robert Adolf, Saketh Rama, Brandon Reagen, Gu-Yeon Wei, and David Brooks. 2016. Fathom: Reference workloads for modern deep learning methods. In *2016 IEEE International Symposium on Workload Characterization (IISWC)*. IEEE, 1–10.
- [13] AMD. 2018. AMD’s ROCm Communication Collectives Library. "<https://github.com/ROCmSoftwarePlatform/rccl/wiki>".
- [14] AMD. 2019. AMD ROCm Profiler. [rocmdocs.amd.com/en/latest/ROCm\\_Tools/ROCm-Tools.html](http://rocmdocs.amd.com/en/latest/ROCm_Tools/ROCm-Tools.html).
- [15] Tom Brown, Benjamin Mann, Nick Ryder, Melanie Subbiah, Jared D Kaplan, Prafulla Dhariwal, Arvind Neelakantan, Pranav Shyam, Girish Sastry, Amanda Askell, Sandhini Agarwal, Ariel Herbert-Voss, Gretchen Krueger, Tom Henighan, Rewon Child, Aditya Ramesh, Daniel Ziegler, Jeffrey Wu, Clemens Winter, Chris Hesse, Mark Chen, Eric Sigler, Mateusz Litwin, Scott Gray, Benjamin Chess, Jack Clark, Christopher Berner, Sam McCandlish, Alec Radford, Ilya Sutskever, and Dario Amodei. 2020. Language Models are Few-Shot Learners. In *NeurIPS*, H. Larochelle, M. Ranzato, R. Hadsell, M. F. Balcan, and H. Lin (Eds.), Vol. 33. 1877–1901.
- [16] Aakanksha Chowdhery, Sharan Narang, Jacob Devlin, Maarten Bosma, Gaurav Mishra, Adam Roberts, Paul Barham, Hyung Won Chung, Charles Sutton, Sebastian Gehrmann, et al. 2022. Palm: Scaling language modeling with pathways. *arXiv preprint arXiv:2204.02311* (2022).
- [17] Zihang Dai, Zhilin Yang, Yiming Yang, Jaime Carbonell, Quoc V. Le, and Ruslan Salakhutdinov. 2019. Transformer-XL: Attentive Language Models Beyond a Fixed-Length Context. *CoRR* 1901.02860 (2019).
- [18] Jacob Devlin, Ming-Wei Chang, Kenton Lee, and Kristina Toutanova. 2019. BERT: Pre-training of Deep Bidirectional Transformers for Language Understanding. In *Proceedings of the 2019 Conference of the North American Chapter of the Association for Computational Linguistics: Human Language Technologies*. 4171–4186.
- [19] Dave Dice and Alex Kogan. 2021. Optimizing Inference Performance of Transformers on CPUs. *CoRR* abs/2102.06621 (2021).
- [20] William Fedus, Barret Zoph, and Noam Shazeer. 2021. Switch Transformers: Scaling to Trillion Parameter Models with Simple and Efficient Sparsity. *CoRR* abs/2101.03961 (2021). [arXiv:2101.03961](https://arxiv.org/abs/2101.03961) <https://arxiv.org/abs/2101.03961>
- [21] Amir Gholami, Sehoon Kim, Zhen Dong, Zhewei Yao, Michael W. Mahoney, and Kurt Keutzer. 2021. A Survey of Quantization Methods for Efficient Neural Network Inference. <https://doi.org/10.48550/ARXIV.2103.13630>
- [22] Richard L. Graham, Devendar Bureddy, Pak Lui, Hal Rosenstock, Gilad Shainer, Gil Bloch, Dror Goldener, Mike Dubman, Sasha Kotchubievsky, Vladimir Koushnr, Lion Levi, Alex Margolin, Tamir Ronen, Alexander Shpiner, Oded Wertheim, and Eitan Zahavi. 2016. Scalable Hierarchical Aggregation Protocol (SHArP): A Hardware Architecture for Efficient Data Reduction. In *2016 First International Workshop on Communication Optimizations in HPC (COMHPC)*. 1–10. <https://doi.org/10.1109/COMHPC.2016.006>
- [23] U. Gupta, S. Hsia, V. Saraph, X. Wang, B. Reagen, G. Wei, H. S. Lee, D. Brooks, and C. Wu. 2020. DeepRecSys: A System for Optimizing End-To-End At-Scale Neural Recommendation Inference. In *ISCA*. 982–995.
- [24] Geoffrey Hinton, Oriol Vinyals, and Jeff Dean. 2015. Distilling the Knowledge in a Neural Network. <https://doi.org/10.48550/ARXIV.1503.02531>
- [25] Yanping Huang, Youlong Cheng, Ankur Bapna, Orhan Firat, Mia Xu Chen, Dehao Chen, Hyoungho Lee, Jiquan Ngiam, Quoc V. Le, Yonghui Wu, and Zhifeng Chen. 2019. *GPipe: Efficient Training of Giant Neural Networks Using Pipeline Parallelism*. Curran Associates Inc., Red Hook, NY, USA.
- [26] Young Jin Kim, Ammar Ahmad Awan, Alexandre Muzio, Andres Felipe Cruz Salinas, Liyang Lu, Amr Hendy, Samyam Rajbhandari, Yuxiong He, and Hany Hassan Awadalla. 2021. Scalable and Efficient MoE Training for Multitask Multilingual Models. <https://doi.org/10.48550/ARXIV.2109.10465>
- [27] Benjamin Klenk, Nan Jiang, Greg Thorson, and Larry Dennison. 2020. An In-Network Architecture for Accelerating Shared-Memory Multiprocessor Collectives (*ISCA '20*). IEEE Press, 996–1009. <https://doi.org/10.1109/ISCA45697.2020.00085>
- [28] Zhenzhong Lan, Mingda Chen, Sebastian Goodman, Kevin Gimpel, Piyush Sharma, and Radu Soricut. 2019. ALBERT: A Lite BERT for Self-supervised Learning of Language Representations. In *ICLR*. 17 pages.
- [29] Yinhan Liu, Myle Ott, Naman Goyal, Jingfei Du, Mandar Joshi, Danqi Chen, Omer Levy, Mike Lewis, Luke Zettlemoyer, and Veselin Stoyanov. 2019. RoBERTa: A Robustly Optimized BERT Pretraining Approach. *CoRR* 1907.11692 (2019).
- [30] Peter Mattson, Christine Cheng, Cody Coleman, Greg Diamos, Paulius Micikevicius, David A. Patterson, Hanlin Tang, Gu-Yeon Wei, Peter Bailis, Victor Bittorf, David Brooks, Dehao Chen, Debojyoti Dutta, Udit Gupta, Kim M. Hazelwood, Andrew Hock, Xinyuan Huang, Bill Jia, Daniel Kang, David Kanter, Naveen Kumar, Jeffery Liao, Guokai Ma, Deepak Narayanan, Tayo Oguntubi, Gennady Pekhimenko, Lillian Pentecost, Vijay Janapa Reddi, Taylor Robie, Tom St. John, Carole-Jean Wu, Lingjie Xu, Cliff Young, and Matei Zaharia. 2019. MLPerf Training Benchmark. *CoRR* abs/1910.01500 (2019), 14 pages.
- [31] Paulius Micikevicius, Sharan Narang, Jonah Alben, Gregory Diamos, Erich Elsen, David Garcia, Boris Ginsburg, Michael Houston, Oleksii Kuchaiev, Ganesh Venkatesh, and Hao Wu. 2017. Mixed Precision Training. <https://doi.org/10.48550/ARXIV.1710.03740>
- [32] Paulius Micikevicius, Dusan Stolic, Neil Burgess, Marius Cornea, Pradeep Dubey, Richard Grisenthwaite, Sangwon Ha, Alexander Heinecke, Patrick Judd, John Kamalu, Naveen Mellempudi, Stuart Oberman, Mohammad Shoeybi, Michael Siu, and Hao Wu. 2022. FP8 Formats for Deep Learning. <https://doi.org/10.48550/ARXIV.2209.05433>
- [33] Microsoft. 2020. Turing-NLG: A 17-billion-parameter language model by Microsoft. *Microsoft Research Blog* 1, 8 (2020). <https://www.microsoft.com/en-us/research/blog/turing-nlg-a-17-billion-parameter-language-model-by-microsoft/>
- [34] NVIDIA. 2020. NVIDIA FasterTransformer. "<https://github.com/NVIDIA/FasterTransformer/>".
- [35] Jongsoo Park, Maxim Naumov, Protonu Basu, Summer Deng, Arvind Kalaiah, Daya Khudia, James Law, Parth Malani, Andrey Malevich, Satish Nadathur, Juan Pino, Martin Schatz, Alexander Sidorov, Viswanath Sivakumar, Andrew Tulloch, Xiaodong Wang, Yiming Wu, Hector Yuen, Utku Diril, Dmytro Dzhulgakov, Kim Hazelwood, Bill Jia, Yangqing Jia, Lin Qiao, Vijay Rao, Nadav Rotem, Sungjoo Yoo, and Mikhail Smelyanskiy. 2018. Deep Learning Inference in Facebook Data



- Centers: Characterization, Performance Optimizations and Hardware Implications. <https://doi.org/10.48550/ARXIV.1811.09886>
- [36] Suchita Pati, Shaizeen Aga, Nuwan Jayasena, and Matthew D Sinclair. 2022. Demystifying BERT: System Design Implications. In *2022 IEEE International Symposium on Workload Characterization (IISWC)*. IEEE, 296–309.
- [37] Alec Radford, Jeffrey Wu, Rewon Child, David Luan, Dario Amodei, and Ilya Sutskever. 2019. Language Models are Unsupervised Multitask Learners. *OpenAI blog* 1, 8 (2019), 9.
- [38] Alec Radford, Jeff Wu, Rewon Child, David Luan, Dario Amodei, and Ilya Sutskever. 2019. Language Models are Unsupervised Multitask Learners. *OpenAI Blog* 1, 8 (2019).
- [39] Colin Raffel, Noam Shazeer, Adam Roberts, Katherine Lee, Sharan Narang, Michael Matena, Yanqi Zhou, Wei Li, and Peter J. Liu. 2019. Exploring the Limits of Transfer Learning with a Unified Text-to-Text Transformer. <https://doi.org/10.48550/ARXIV.1910.10683>
- [40] Colin Raffel, Noam Shazeer, Adam Roberts, Katherine Lee, Sharan Narang, Michael Matena, Yanqi Zhou, Wei Li, Peter J Liu, et al. 2020. Exploring the limits of transfer learning with a unified text-to-text transformer. *J. Mach. Learn. Res.* 21, 140 (2020), 1–67.
- [41] Samyam Rajbhandari, Conglong Li, Zhewei Yao, Minjia Zhang, Reza Yazdani Aminabadi, Ammar Ahmad Awan, Jeff Rasley, and Yuxiong He. 2022. DeepSpeed-MoE: Advancing Mixture-of-Experts Inference and Training to Power Next-Generation AI Scale. <https://doi.org/10.48550/ARXIV.2201.05596>
- [42] Samyam Rajbhandari, Olatunji Ruwase, Jeff Rasley, Shaden Smith, and Yuxiong He. 2021. ZeRO-Infinity: Breaking the GPU Memory Wall for Extreme Scale Deep Learning. In *Proceedings of the International Conference for High Performance Computing, Networking, Storage and Analysis (St. Louis, Missouri) (SC '21)*. Association for Computing Machinery, New York, NY, USA, Article 59, 14 pages. <https://doi.org/10.1145/3458817.3476205>
- [43] Saeed Rashidi, Matthew Denton, Srinivas Sridharan, Sudarshan Srinivasan, Amoghavarsha Suresh, Jade Nie, and Tushar Krishna. 2021. Enabling compute-communication overlap in distributed deep learning training platforms. In *2021 ACM/IEEE 48th Annual International Symposium on Computer Architecture (ISCA)*. IEEE, 540–553.
- [44] V. J. Reddi, C. Cheng, D. Kanter, P. Mattson, G. Schmuelling, C. Wu, B. Anderson, M. Breughe, M. Charlebois, W. Chou, R. Chukka, C. Coleman, S. Davis, P. Deng, G. Damos, J. Duke, D. Fick, J. S. Gardner, I. Hubara, S. Idgunji, T. B. Jablin, J. Jiao, T. S. John, P. Kanwar, D. Lee, J. Liao, A. Lohmotov, F. Massa, P. Meng, P. Mickevicius, C. Osborne, G. Pekhimenko, A. T. R. Rajan, D. Sequeira, A. Sirasao, F. Sun, H. Tang, M. Thomson, F. Wei, E. Wu, L. Xu, K. Yamada, B. Yu, G. Yuan, A. Zhong, P. Zhang, and Y. Zhou. 2020. MLPerf Inference Benchmark. In *ISCA*. 446–459.
- [45] Scott Reed, Konrad Zolna, Emilio Parisotto, Sergio Gomez Colmenarejo, Alexander Novikov, Gabriel Barth-Maron, Mai Gimenez, Yury Sulsky, Jackie Kay, Jost Tobias Springenberg, Tom Eccles, Jake Bruce, Ali Razavi, Ashley Edwards, Nicolas Heess, Yutian Chen, Raia Hadsell, Oriol Vinyals, Mahyar Bordbar, and Nando de Freitas. 2022. A Generalist Agent. (2022). <https://doi.org/10.48550/ARXIV.2205.06175>
- [46] Jie Ren, Samyam Rajbhandari, Reza Yazdani Aminabadi, Olatunji Ruwase, Shuangyan Yang, Minjia Zhang, Dong Li, and Yuxiong He. 2021. ZeRO-Offload: Democratizing Billion-Scale Model Training. <https://doi.org/10.48550/ARXIV.2101.06840>
- [47] Bitan Rouhani, Daniel Lo, Ritchie Zhao, Ming Liu, Jeremy Fowers, Kalin Ovtcharov, Anna Vinogradsky, Sarah Massengill, Lita Yang, Ray Bittner, Alessandro Forin, Haishan Zhu, Taesik Na, Prerak Patel, Shuai Che, Lok Chand Koppaka, Xia Song, Subhojit Som, Kaustav Das, Saurabh Tiwary, Steve Reinhardt, Sitaram Lanka, Eric Chung, and Doug Burger. 2020. Pushing the Limits of Narrow Precision Inference at Cloud Scale with Microsoft Floating Point. In *Proceedings of the 34th International Conference on Neural Information Processing Systems (Vancouver, BC, Canada) (NIPS'20)*. Curran Associates Inc., Red Hook, NY, USA, Article 861, 11 pages.
- [48] Mohammad Shoeybi, Mostofa Patwary, Raul Puri, Patrick LeGresley, Jared Casper, and Bryan Catanzaro. 2019. Megatron-LM: Training Multi-Billion Parameter Language Models Using Model Parallelism. *CoRR* abs/1909.08053 (2019). arXiv:1909.08053 [cs.CL]
- [49] Shaden Smith, Mostofa Patwary, Brandon Norick, Patrick LeGresley, Samyam Rajbhandari, Jared Casper, Zhun Liu, Shrimai Prabhunoye, George Zerveas, Vijay Korthikanti, et al. 2022. Using deepspeed and megatron to train megatron-turing nlg 530b, a large-scale generative language model. *arXiv preprint arXiv:2201.11990* (2022).
- [50] Yu Sun, Shuohuan Wang, Yukun Li, Shikun Feng, Hao Tian, Hua Wu, and Haifeng Wang. 2019. ERNIE 2.0: A Continual Pre-training Framework for Language Understanding. *CoRR* 1907.12412 (2019).
- [51] Ashish Vaswani, Noam Shazeer, Niki Parmar, Jakob Uszkoreit, Llion Jones, Aidan N. Gomez, Lukasz Kaiser, and Illia Polosukhin. 2017. Attention Is All You Need. In *NeurIPS*. 6000–6010.
- [52] Snehil Verma, Qinzhe Wu, Bagus Hanindhito, Gunjan Jha, Eugene B John, Ramesh Radhakrishnan, and Lizy K John. 2020. Demystifying the mlperf training benchmark suite. In *ISPASS*. 24–33.
- [53] Zhilin Yang, Zihang Dai, Yiming Yang, Jaime Carbonell, Ruslan Salakhutdinov, and Quoc V. Le. 2020. XLNet: Generalized Autoregressive Pretraining for Language Understanding. *CoRR* 1906.08237 (2020).
- [54] Ali Hadi Zadeh, Zissis Poulos, and Andreas Moshovos. 2019. Deep Learning Language Modeling Workloads: Where Time Goes on Graphics Processors. In *IISWC*. 131–142.
- [55] Bojian Zheng, Abhishek Tiwari, Nandita Vijaykumar, and Gennady Pekhimenko. 2018. EcoRNN: Efficient Computing of LSTM RNN Training on GPUs. *arXiv preprint arXiv:1805.08899* (2018).
- [56] Hongyu Zhu, Mohamed Akrou, Bojian Zheng, Andrew Pelegrin, Anand Jayarajan, Amar Phanishayee, Bianca Schroeder, and Gennady Pekhimenko. 2018. Benchmarking and analyzing deep neural network training. In *2018 IEEE International Symposium on Workload Characterization (IISWC)*. IEEE, 88–100.
- [57] Hongyu Zhu, Mohamed Akrou, Bojian Zheng, Andrew Pelegrin, Amar Phanishayee, Bianca Schroeder, and Gennady Pekhimenko. 2018. TBD: Benchmarking and Analyzing Deep Neural Network Training. In *IISWC*. 13 pages.

## A Models & Hyperparameters

Table 4 presents important hyperparameters from the different NLP models that we used in our analysis.

	<b>BERT</b> [18]	<b>T5</b> [40]	<b>GPT-2</b> [38]	<b>Mega.-LM</b> [48]	<b>T-NLG</b> [33]	<b>GPT-3</b> [15]	<b>MT-NLG</b> [49]	<b>PaLM</b> [16]
Year	2018	2019	2019	2019	2020	2020	2021	2022
#Layers	24	24	48	74	78	96	105	118
Hidden dim. (H)	1024	1024	1600	3072	4256	12288	20480	18432
#Attn. heads (A)	16	128	25	24	28	96	128	48
#Param. (billion)	0.34	11	1.54	8.3	17	175	530	540
Architecture	En.	En.-Dec.	Dec.	Dec.	Dec.	Dec.	Dec.	Dec.
Seq. length (SL)	512	512	1024	1024	1024	2048	2048	2048
FC dim. (4× H)	4096	4096	6400	12288	17024	49152	81920	73728

Table 4. Different NLP model hyperparameters.