

# Diagnosis of Constant Faults in Switching Networks

Mikhail Moshkov\*

## Abstract

In this paper, we study decision trees for diagnosis of constant faults in switching networks. Each constant fault consists in assigning Boolean constants to some edges of the network instead of literals. The problem of diagnosis is to recognize the function implemented by the switching network with a constant fault from a given set of faults. For this problem solving, we use decision trees. Each query (attribute) of a decision tree consists of observing the value of function implemented by the faulty switching network on a given tuple of variable values. We study the depth of decision trees for diagnosis of arbitrary and specially constructed switching networks and the complexity of diagnostic decision tree construction.

*Keywords:* switching networks, constant faults, decision trees.

## 1 Introduction

Switching networks are among most fundamental models for computing Boolean functions [5]. In this paper, we study decision trees for diagnosis of constant faults in these networks.

A switching network is an undirected graph with two poles in which literals (variables or negations of variables) are assigned to edges. For a given tuple of variable values, the value of the function implemented by the network is equal to 1 if and only if there exists a path between poles such that the value of each literal assigned to the edges in this path is equal to 1. We consider faults each of which consists in assigning Boolean constants to some edges of the network instead of literals. The problem of diagnosis is to recognize the function implemented by the switching network with a constant fault from a given set of faults.

There are two types of algorithms for this problem solving: non-adaptive (diagnostic tests) and adaptive (diagnostic decision trees). The most part of papers related to the diagnosis of switching networks is devoted to the study of diagnostic tests – see, for example, [3, 6, 7]. There is only a small number of papers considering decision trees for diagnosis of switching networks [1, 2, 4]. In these papers, iteration-free switching networks are studied in which edges are labeled with pairwise different variables.

In this paper, we study decision trees for diagnosis of arbitrary switching networks. Each query (attribute) of a decision tree consists of observing the value of function implemented by the faulty switching network on a given tuple of variable values.

---

\*Computer, Electrical and Mathematical Sciences & Engineering Division and Computational Bioscience Research Center, King Abdullah University of Science and Technology (KAUST), Thuwal 23955-6900, Saudi Arabia. Email: mikhail.moshkov@kaust.edu.sa.

Let  $P$  be a switching network. We denote by  $L(P)$  the number of edges in  $P$ . We consider three types of constant faults:  $\{0, 1\}$ -faults,  $\{0\}$ -faults, and  $\{1\}$ -faults of  $P$ . Let  $C \in \{\{0, 1\}, \{0\}, \{1\}\}$ . A  $C$ -fault of  $P$  consists in assigning of constants from  $C$  to some edges of  $P$  instead of literals. Let  $R$  be a set of  $C$ -faults of  $P$ . The problem of diagnosis of  $C$ -faults for  $P$  and  $R$ : for the switching network  $P$  with a  $C$ -fault  $\rho$  from  $R$ , we should find a  $C$ -fault  $\delta$  of  $P$  such that the network  $P$  with the fault  $\delta$  implements the same function as the network  $P$  with the fault  $\rho$ . We denote by  $h_C(P)$  the minimum depth of a decision tree, which solves the problem of diagnosis of  $C$ -faults for  $P$  and the set of all possible  $C$ -faults of  $P$ .

We obtain a number of negative results related to the decision trees for diagnosis of arbitrary switching networks.

First, we show that there are simple switching networks for which the depth of decision trees for diagnosis of constant faults is high. We prove that, for any  $C \in \{\{0, 1\}, \{0\}, \{1\}\}$  and any natural  $n$ , there exists a switching network  $P$  such that  $L(P) = 2n$  and  $h_C(P) \geq 2^n$ .

Then we show that there are simple switching networks such that, for all switching networks implementing the same functions, the depth of decision trees for diagnosis of constant faults is high. We prove that, for any  $C \in \{\{0, 1\}, \{0\}, \{1\}\}$  and any natural  $n$ , there exists a switching network  $P$  such that  $L(P) = n^2 + n$  and  $h_C(Q) \geq \binom{n}{\lfloor \frac{n}{2} \rfloor}$  for any switching network  $Q$  implementing the same function as  $P$ .

For any  $C \in \{\{0, 1\}, \{0\}, \{1\}\}$ , we define the algorithmic problem  $Con(C)$ : for a given switching network  $P$  with  $L(P) \geq 1$  and a set  $R$  of  $C$ -faults of  $P$ , it is required to construct a decision tree  $\Gamma$ , which solves the problem of diagnosis of  $C$ -faults for  $P$  and  $R$ . One can show that there exists a decision tree, which solves this problem and has at most  $2|R| - 1$  nodes. We prove that, for any  $C \in \{\{0, 1\}, \{0\}, \{1\}\}$ , the problem  $Con(C)$  is NP-hard.

The remainder of this paper is organized as follows. In Section 2, main notions are considered. In Section 3, switching networks for symmetric Boolean functions are discussed. In Section 4, we study the depth of decision trees for diagnosis of arbitrary and specially constructed switching networks. In Section 5, the complexity of diagnostic decision tree construction is considered. Section 6 contains short conclusions.

## 2 Main Notions

In this section, we consider main notions related to switching networks, constant faults, and decision trees for fault diagnosis. We also prove a simple lower bound on the depth of decision trees for fault diagnosis.

A *switching network* is an undirected connected graph  $P$  with multiple edges and without loops in which two different nodes called *poles* are fixed. Each edge of  $P$  is labeled with a literal from the set  $\{x_i, \bar{x}_i : i \in \{0, 1, 2, \dots\}\}$ , where  $x_i$  is a variable, and  $\bar{x}_i$  is its negation. We denote by  $L(P)$  the number of edges in the switching network  $P$ .

We consider three types of constant faults:  $\{0, 1\}$ -faults,  $\{0\}$ -faults, and  $\{1\}$ -faults of  $P$ . Let  $C \in \{\{0, 1\}, \{0\}, \{1\}\}$ . A  $C$ -fault of  $P$  consists in assigning of constants from  $C$  to some edges of  $P$  instead of literals.

Let  $\{x_{i_1}, \dots, x_{i_m}\}$  be the set of all variables from literals attached to edges of  $P$ . We will

say that  $x_{i_1}, \dots, x_{i_m}$  are *input variables* of  $P$ . We correspond to the switching network  $P$  and its  $C$ -fault  $\rho$  a Boolean function  $f_{P,\rho}(x_{i_1}, \dots, x_{i_m})$  that is implemented by the switching network  $P$  with the fault  $\rho$ . Let  $\xi$  be a *simple* path (without repeating nodes) between poles of  $P$ . We denote by  $c_\rho(\xi)$  the conjunction of all Boolean functions (literals or constants) attached to edges of the path  $\xi$  in the switching network  $P$  with the fault  $\rho$ . Then  $f_{P,\rho}(x_{i_1}, \dots, x_{i_m})$  is the disjunction of all conjunctions  $c_\rho(\xi)$  corresponding to simple paths  $\xi$  between poles of  $P$ . We denote  $f_P = f_{P,\lambda}$ , where  $\lambda$  is the *empty* fault (no constants are assigned to edges of  $P$ ), and will say that the network  $P$  *implements* the function  $f_P$ .

Let  $R$  be a set of  $C$ -faults of  $P$ . The *problem of diagnosis of  $C$ -faults for  $P$  and  $R$* : for the switching network  $P$  with a  $C$ -fault  $\rho$  from  $R$ , we should find a  $C$ -fault  $\delta$  of  $P$  such that  $f_{P,\rho} = f_{P,\delta}$ . To resolve this problem, we can ask about values of the function  $f_{P,\rho}$  on arbitrary tuples from  $\{0, 1\}^m$ .

As algorithms for solving the problem of diagnosis of  $C$ -faults, we will consider *decision trees* each of which is a directed tree with root. Terminal nodes of the tree are labeled with  $C$ -faults of  $P$ . Each nonterminal node is labeled with an  $m$ -tuple from  $\{0, 1\}^m$ . Two edges start in this node that are labeled with 0 and 1, respectively. The *depth*  $h(\Gamma)$  of a decision tree  $\Gamma$  is the maximum length of a path from the root to a terminal node.

Let  $\Gamma$  be a decision tree. For the switching network  $P$  with a  $C$ -fault  $\rho$ , this tree works in the following way. If the root of  $\Gamma$  is a terminal node, then the output of  $\Gamma$  is the fault attached to the root. Otherwise, we find the value of the function  $f_{P,\rho}$  on the  $m$ -tuple attached to the root and pass along the edge, which starts in the root and is labeled with this value, etc., until we reach a terminal node. The fault attached to this node is the output of  $\Gamma$ . We will say that  $\Gamma$  *solves* the problem of diagnosis of  $C$ -faults for  $P$  and  $R$  if, for any  $C$ -fault  $\rho$  from  $R$ , the output of  $\Gamma$  is a  $C$ -fault  $\delta$  of  $P$  such that  $f_{P,\rho} = f_{P,\delta}$ . We denote by  $h_C(P)$  the minimum depth of a decision tree, which solves the problem of diagnosis of  $C$ -faults for  $P$  and the set of all  $C$ -faults of  $P$  including the empty fault  $\lambda$ , i.e., the problem of diagnosis of arbitrary  $C$ -faults of  $P$ .

We consider now a lower bound on  $h_C(P)$ .

**Lemma 1.** *Let  $C \in \{\{0, 1\}, \{0\}, \{1\}\}$ ,  $P$  be a switching network with  $m$  input variables,  $\rho_0, \rho_1, \dots, \rho_r$  be  $C$ -faults of  $P$  such that  $f_{P,\rho_0} \neq f_{P,\rho_i}$  for  $i = 1, \dots, r$ , and  $t$  be the minimum cardinality of a set of tuples from  $\{0, 1\}^m$  on which the function  $f_{P,\rho_0}$  is different from the functions  $f_{P,\rho_1}, \dots, f_{P,\rho_r}$ . Then*

$$h_C(P) \geq t.$$

*Proof.* Let  $\Gamma$  be a decision tree, which solves the problem of diagnosis of arbitrary  $C$ -faults for  $P$  and for which  $h(\Gamma) = h_C(P)$ . Let the work of  $\Gamma$  on the network  $P$  with the fault  $\rho_0$  finish in the terminal node  $v$  of  $\Gamma$ . We denote by  $\xi$  the path from the root of  $\Gamma$  to the terminal node  $v$ . It is clear that, on the set of  $m$ -tuples attached to nonterminal nodes of  $\xi$ , the function  $f_{P,\rho_0}$  is different from the functions  $f_{P,\rho_1}, \dots, f_{P,\rho_r}$ . Therefore the length of  $\xi$  is at least  $t$ . Thus,  $h(\Gamma) \geq t$  and  $h_C(P) \geq t$ .  $\square$

### 3 Switching Networks for Symmetric Boolean Functions

A Boolean function  $f(x_1, \dots, x_n)$  is called *symmetric* if its value depends only on the number of ones in the input. This function can be represented by the tuple  $\tilde{t} = (t_0, t_1, \dots, t_n) \in \{0, 1\}^{n+1}$ , where, for  $i = 0, 1, \dots, n$ ,  $t_i$  is the value of the function  $f$  on each tuple with exactly  $i$  ones. Shannon in [8] proposed simple switching network  $P_{\tilde{t}}$  with  $L(P_{\tilde{t}}) = n^2 + n$  implementing the symmetric function  $f$  that does not equal to 0 identically. The network  $Q$  depicted in Fig. 1 illustrates the case, when  $n = 3$  (here and below in the figures the poles are unpainted nodes). Let  $t_{i_1}, \dots, t_{i_p}$  be all digits equal to 1 in the tuple  $\tilde{t} = (t_0, t_1, \dots, t_3)$  representing a symmetric Boolean function  $f(x_1, x_2, x_3)$ . Transform the network  $Q$  into a switching network  $P_{\tilde{t}}$  implementing the function  $f$ . One pole of  $P_{\tilde{t}}$  is the left-most node of  $Q$ . The second pole is obtained by merging of nodes of  $Q$  labeled with the numbers  $t_{i_1}, \dots, t_{i_p}$ .

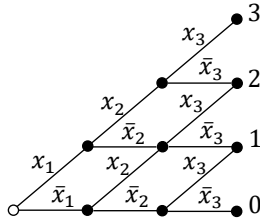


Figure 1: Network  $Q$

Let  $n$  be a natural number. For any natural number  $m$  such that  $m + 1 \leq n$ , we denote by  $\psi_n^{\geq m+1}$  the symmetric Boolean function with  $n$  variables  $x_1, \dots, x_n$  that is equal to 1 if and only if the number of ones in the input is at least  $m + 1$ . We denote by  $\psi_n^{\lceil \frac{n}{2} \rceil}$  the symmetric Boolean function with  $n$  variables  $x_1, \dots, x_n$  that is equal to 1 if and only if the number of ones in the input is equal to  $\lceil \frac{n}{2} \rceil$ . We denote by  $\psi_n^{\neq \lceil \frac{n}{2} \rceil}$  the symmetric Boolean function with  $n$  variables  $x_1, \dots, x_n$  that is equal to 1 if and only if the number of ones in the input does not equal to  $\lceil \frac{n}{2} \rceil$ . For each of these functions, there is a switching network that implements it and contains  $n^2 + n$  edges. It is clear that this network can be constructed in a time polynomial on  $n$ .

### 4 Diagnosis of Arbitrary and Specially Constructed Switching Networks

In this section, we consider two negative results related to the depth of decision trees for diagnosis of switching networks. First, we prove that there are simple switching networks for which the depth of decision trees for diagnosis of constant faults is high.

**Theorem 1.** *For any  $C \in \{\{0, 1\}, \{0\}, \{1\}\}$  and any natural  $n$ , there exists a switching network  $P_C$  with  $n$  input variables such that  $L(P_C) = 2n$  and  $h_C(P_C) \geq 2^n$ .*

*Proof.* (a) Let  $C \in \{\{0,1\}, \{0\}\}$ . As switching networks  $P_{\{0,1\}}$  and  $P_{\{0\}}$ , we consider the switching network  $S_1$  depicted in Fig. 2. It is clear that  $S_1$  has  $n$  input variables and  $L(S_1) = 2n$ . We denote by  $\rho$  a  $\{0\}$ -fault of  $S_1$  such that the constant 0 is assigned to each edge of  $S_1$ . It is clear that  $f_{S_1,\rho} = 0$ . Let  $\tilde{\delta} = (\delta_1, \dots, \delta_n) \in \{0,1\}^n$ . We now describe a  $\{0\}$ -fault  $\rho(\tilde{\delta})$  of  $S_1$ : for  $i = 1, \dots, n$ , if  $\delta_i = 0$ , then we assign the constant 0 to the edge labeled with  $x_i$ , and if  $\delta_i = 1$ , then we assign 0 on the edge labeled with  $\bar{x}_i$ . It is clear that  $f_{S_1,\rho(\tilde{\delta})} = x_1^{\delta_1} \cdots x_n^{\delta_n}$ , where  $x^\delta = x$  if  $\delta = 1$  and  $x^\delta = \bar{x}$  if  $\delta = 0$ . One can show that  $f_{S_1,\rho} \neq f_{S_1,\rho(\tilde{\delta})}$  for any  $\tilde{\delta} \in \{0,1\}^n$  and  $2^n$  is the minimum cardinality of a set of tuples from  $\{0,1\}^n$  on which the function  $f_{S_1,\rho}$  is different from the functions  $f_{S_1,\rho(\tilde{\delta})}$ ,  $\tilde{\delta} \in \{0,1\}^n$ . It is clear that any  $\{0\}$ -fault of  $S_1$  is a  $\{0,1\}$ -fault of  $S_1$ . By Lemma 1,  $h_C(S_1) \geq 2^n$ .



Figure 2: Switching network  $S_1$

(b) Let  $C = \{1\}$ . As switching network  $P_{\{1\}}$ , we consider the switching network  $S_2$  depicted in Fig. 3. It is clear that  $S_2$  has  $n$  input variables and  $L(S_2) = 2n$ . It is also clear that  $f_{S_2,\lambda} = 0$ , where  $\lambda$  is the empty fault. Let  $\tilde{\delta} = (\delta_1, \dots, \delta_n) \in \{0,1\}^n$ . We now describe a  $\{1\}$ -fault  $\rho(\tilde{\delta})$  of  $S_2$ : for  $i = 1, \dots, n$ , if  $\delta_i = 0$ , then we assign 1 to the edge labeled with  $x_i$ , and if  $\delta_i = 1$ , then we assign 1 to the edge labeled with  $\bar{x}_i$ . It is clear that  $f_{S_2,\rho(\tilde{\delta})} = x_1^{\delta_1} \cdots x_n^{\delta_n}$ . One can show that  $f_{S_2,\lambda} \neq f_{S_2,\rho(\tilde{\delta})}$  for any  $\tilde{\delta} \in \{0,1\}^n$  and  $2^n$  is the minimum cardinality of a set of tuples from  $\{0,1\}^n$  on which the function  $f_{S_2,\lambda}$  is different from the functions  $f_{S_2,\rho(\tilde{\delta})}$ ,  $\tilde{\delta} \in \{0,1\}^n$ . By Lemma 1,  $h_C(S_2) \geq 2^n$ .  $\square$



Figure 3: Switching network  $S_2$

We now show that there are simple switching networks such that, for all switching networks implementing the same functions, the depth of decision trees for diagnosis of constant faults is high.

**Theorem 2.** *For any  $C \in \{\{0,1\}, \{0\}, \{1\}\}$  and any natural  $n$ , there exists a switching network  $P$  with  $n$  input variables such that  $L(P) = n^2 + n$  and  $h_C(Q) \geq \binom{n}{\lfloor \frac{n}{2} \rfloor}$  for any switching network  $Q$  implementing the same function as  $P$ .*

*Proof.* (a) Let  $C \in \{\{0,1\}, \{1\}\}$ . We denote by  $P$  the switching network with  $n$  input variables  $x_1, \dots, x_n$ , which implements the symmetric function  $\psi = \psi_n^{\neq \lfloor \frac{n}{2} \rfloor}$  and for which  $L(P) = n^2 + n$  (see Sect. 3).

Let  $Q$  be a switching network with  $n$  input variables  $x_1, \dots, x_n$ , which implements the function  $\psi$ . Let  $\tilde{\delta} = (\delta_1, \dots, \delta_n)$  be a tuple from the set  $\{0, 1\}^n$  containing exactly  $k = \lceil \frac{n}{2} \rceil$  ones. Then  $\psi(\tilde{\delta}) = 0$ . For definiteness, we assume that  $\tilde{\delta} = (1, \dots, 1, 0, \dots, 0)$ . We know that  $\psi$  is equal to the disjunction of all conjunctions  $c_\lambda(\xi)$  corresponding to simple paths  $\xi$  between poles of  $Q$ , where  $\lambda$  is the empty fault of  $Q$  (see Sect. 2). For the tuple  $\tilde{\delta}$ , each conjunction is equal to 0. Therefore, in each conjunction, there is at least one literal from the set  $A = \{\bar{x}_1, \dots, \bar{x}_k, x_{k+1}, \dots, x_n\}$ .

Denote  $B = \{x_1, \dots, x_k, \bar{x}_{k+1}, \dots, \bar{x}_n\}$ . Let  $\rho(\tilde{\delta})$  be the fault of  $Q$  obtained by assigning the constant 1 to each edge labeled with a literal from  $B$ . The switching network  $Q$  with the fault  $\rho(\tilde{\delta})$  implements the function  $f_{Q, \rho(\tilde{\delta})}$ . This function is the disjunction of all conjunctions  $c_{\rho(\tilde{\delta})}(\xi)$  corresponding to simple paths  $\xi$  between poles of  $Q$ . Since each conjunction  $c_\lambda(\xi)$  contains a literal from  $A$ , each conjunction  $c_{\rho(\tilde{\delta})}(\xi)$  contains a literal from  $A$ . Thus, the value of  $f_{Q, \rho(\tilde{\delta})}$  on the tuple  $\tilde{\delta}$  is equal to 0.

Let  $i \in \{1, \dots, n\}$  and  $\tilde{\sigma}_i$  be the tuple obtained from  $\tilde{\delta}$  by changing the  $i$ th digit  $\delta_i$  to  $\bar{\delta}_i$ . Since  $\psi$  is equal to 1 on the tuple  $\tilde{\sigma}_i$ , the function  $f_{Q, \rho(\tilde{\delta})}$  is equal to 1 on the tuple  $\tilde{\sigma}_i$ . Therefore in  $Q$  there is a simple path  $\xi$  that contains only literals from  $A$  that are based on the variable  $x_i$ :  $\bar{x}_i$  if  $i \in \{1, \dots, k\}$  and  $x_i$  if  $i \in \{k+1, \dots, n\}$ . For this path,  $c_{\rho(\tilde{\delta})}(\xi)$  is equal to  $\bar{x}_i$  if  $i \in \{1, \dots, k\}$  and to  $x_i$  if  $i \in \{k+1, \dots, n\}$ .

As a result, we obtain  $f_{Q, \rho(\tilde{\delta})} = \bar{x}_1 \vee \dots \vee \bar{x}_k \vee x_{k+1} \vee \dots \vee x_n \vee C_1 \vee \dots \vee C_m$ , where  $C_1, \dots, C_m$  are elementary conjunctions constructed from literals from  $A$  and containing at least two literals each. Let  $j \in \{1, \dots, m\}$ . Then  $C_j$  can be represented as  $aD$ , where  $a \in A$  and  $D$  is an elementary conjunction with literals from  $A$  that does not contain  $a$ . It is clear that  $a \vee aD = a$ . As a result, we have  $f_{Q, \rho(\tilde{\delta})} = \bar{x}_1 \vee \dots \vee \bar{x}_k \vee x_{k+1} \vee \dots \vee x_n$ .

Thus, for any tuple  $(b_1, \dots, b_n) \in \{0, 1\}^n$  with exactly  $k$  zeros,  $x_1^{b_1} \vee \dots \vee x_n^{b_n}$  is a function implemented by the switching network  $Q$  with some  $\{1\}$ -fault. It is clear that the function 1 is implemented by the network  $Q$  with the  $\{1\}$ -fault for which the constant 1 is assigned to each edge of  $Q$ . One can show that  $1 \neq x_1^{b_1} \vee \dots \vee x_n^{b_n}$  for any tuple  $(b_1, \dots, b_n) \in \{0, 1\}^n$  with exactly  $k$  zeros and  $\binom{n}{\lceil \frac{n}{2} \rceil}$  is the minimum cardinality of a set of tuples from  $\{0, 1\}^n$  on which the function 1 is different from the functions  $x_1^{b_1} \vee \dots \vee x_n^{b_n}$  such that the tuple  $(b_1, \dots, b_n)$  belongs to  $\{0, 1\}^n$  and has exactly  $k$  zeros. It is clear that any  $\{1\}$ -fault of  $Q$  is a  $\{0, 1\}$ -fault of  $Q$ . By Lemma 1,  $h_C(Q) \geq \binom{n}{\lceil \frac{n}{2} \rceil}$ .

(b) Let  $C = \{0\}$ . We denote by  $P$  the switching network with  $n$  input variables  $x_1, \dots, x_n$ , which implements the symmetric function  $\psi = \psi_n^{\lceil \frac{n}{2} \rceil}$  and for which  $L(P) = n^2 + n$  (see Sect. 3).

Let  $Q$  be a switching network with  $n$  input variables  $x_1, \dots, x_n$ , which implements the function  $\psi$ . Let  $\tilde{\delta} = (\delta_1, \dots, \delta_n)$  be a tuple from the set  $\{0, 1\}^n$  containing exactly  $k = \lceil \frac{n}{2} \rceil$  ones. Then  $\psi(\tilde{\delta}) = 1$ . For definiteness, we assume that  $\tilde{\delta} = (1, \dots, 1, 0, \dots, 0)$ . Since  $\psi(\tilde{\delta}) = 1$ , in  $Q$  there exists a simple path  $\xi$  between poles of  $Q$  for which the elementary conjunction  $c_\lambda(\xi)$  corresponding to this path is equal to 1 for the tuple  $\tilde{\delta}$ , where  $\lambda$  is the empty fault of  $Q$ . Let us show that  $c_\lambda(\xi) = x_1 \cdots x_k \bar{x}_{k+1} \cdots \bar{x}_n$ .

It is clear, that all variables without negation from  $c_\lambda(\xi)$  belong to the set  $A = \{x_1, \dots, x_k\}$

and all variables with negation from  $c_\lambda(\xi)$  belong to the set  $B = \{\bar{x}_{k+1}, \dots, \bar{x}_n\}$ . Let at least one literal from  $A$  do not belong to  $c_\lambda(\xi)$ . Then  $c_\lambda(\xi)$  is equal to 1 on a tuple with less than  $k$  ones. Let at least one literal from  $B$  do not belong to  $c_\lambda(\xi)$ . Then  $c_\lambda(\xi)$  is equal to 1 on a tuple with greater than  $k$  ones. Thus,  $c_\lambda(\xi) = x_1 \cdots x_k \bar{x}_{k+1} \cdots \bar{x}_n$ .

Let us consider a  $\{0\}$ -fault of  $Q$  that consists in assigning the constant 0 to each edge that does not belong to the path  $\xi$ . Then the switching network  $Q$  with this fault implements the function  $c_\lambda(\xi) = x_1 \cdots x_k \bar{x}_{k+1} \cdots \bar{x}_n$ .

Thus, for any tuple  $(b_1, \dots, b_n) \in \{0, 1\}^n$  with exactly  $k$  ones,  $x_1^{b_1} \cdots x_n^{b_n}$  is the function implemented by the switching network  $Q$  with some  $\{0\}$ -fault. It is clear that the function 0 is implemented by  $Q$  with  $\{0\}$ -fault that consists in assigning the constant 0 to each edge of  $Q$ . One can show that  $0 \neq x_1^{b_1} \cdots x_n^{b_n}$  for any tuple  $(b_1, \dots, b_n) \in \{0, 1\}^n$  with exactly  $k$  ones and  $\binom{n}{\lceil \frac{n}{2} \rceil}$  is the minimum cardinality of a set of tuples from  $\{0, 1\}^n$  on which the function 0 is different from the functions  $x_1^{b_1} \cdots x_n^{b_n}$  such that the tuple  $(b_1, \dots, b_n)$  belongs to  $\{0, 1\}^n$  and has exactly  $k$  ones. By Lemma 1,  $h_C(Q) \geq \binom{n}{\lceil \frac{n}{2} \rceil}$ .  $\square$

*Remark 1.* It is well known that  $\binom{n}{\lceil \frac{n}{2} \rceil} = \max \left\{ \binom{n}{k} : k = 0, \dots, n \right\}$ . Therefore

$$\binom{n}{\lceil \frac{n}{2} \rceil} \geq \frac{2^n}{n+1}.$$

## 5 Complexity of Diagnostic Decision Tree Construction

In this section, we consider one more negative result: we prove that the problem of construction of decision trees for diagnosis of constant faults in switching networks is NP-hard.

Let  $C \in \{\{0, 1\}, \{0\}, \{1\}\}$ . We now define an algorithmic problem  $Con(C)$ : for a given switching network  $P$  with  $L(P) \geq 1$  and a set  $R$  of  $C$ -faults of  $P$ , it is required to construct a decision tree  $\Gamma$ , which solves the problem of diagnosis of  $C$ -faults for  $P$  and  $R$ . One can show that there exists a decision tree, which solves this problem and has at most  $2|R| - 1$  nodes.

**Theorem 3.** *Let  $C \in \{\{0, 1\}, \{0\}, \{1\}\}$ . Then the problem  $Con(C)$  is NP-hard.*

*Proof.* Let us assume that there exists an algorithm, which solves the problem  $Con(C)$  and has polynomial time complexity. We now show that in this case there exists an algorithm, which has polynomial time complexity and solves the vertex cover problem that is NP-hard. In this problem, for a given simple undirected graph  $G = (V, E)$  with the set of vertices  $V$  and the set of edges  $E$ , and a natural number  $m$ ,  $0 < m < |V|$ , it is required to recognize if there exists a subset  $W$  of the set  $V$  such that each edge from  $E$  is incident to at least one node from  $W$  and  $|W| \leq m$ . Let  $V = \{v_1, \dots, v_n\}$  and  $E = \{\{v_{i_1}, v_{j_1}\}, \dots, \{v_{i_t}, v_{j_t}\}\}$ . Let us consider the Boolean function  $\psi_G(x_1, \dots, x_n) = (x_{i_1} \vee x_{j_1}) \cdots (x_{i_t} \vee x_{j_t})$ . It is clear that the vertex cover problem defined above has a solution if and only if there exists a tuple  $(\delta_1, \dots, \delta_n) \in \{0, 1\}^n$  with at most  $m$  ones such that  $\psi_G(\delta_1, \dots, \delta_n) = 1$ . It is also clear that the considered problem has a solution if and only if  $\psi_n^{\geq m+1} \neq \psi_n^{\geq m+1} \vee \psi_G$  (see definition of the function  $\psi_n^{\geq m+1}$  in Sect. 3).

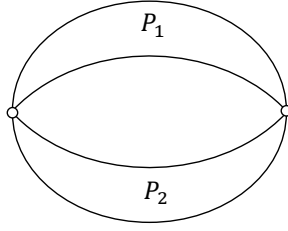


Figure 4: Switching network  $Q_1$



Figure 5: Subnetwork  $P_2$

(a) Let  $C \in \{\{0, 1\}, \{0\}\}$ . It is clear that in a polynomial time depending on the length of description of the graph  $G$  we can construct a switching network  $Q_1$  depicted in Fig. 4 in which the subnetwork  $P_1$  implements the function  $\psi_n^{\geq m+1}$  and has  $n^2 + n$  edges (see Sect. 3) and the subnetwork  $P_2$  implements the function  $\psi_G$  and has  $2t$  edges (see Fig. 5). Let  $R = \{\lambda, \rho\}$ , where  $\lambda$  is the empty fault of  $Q_1$  and  $\rho$  is a fault of  $Q_1$  that consists in assigning the constant 0 to each edge of the subnetwork  $P_2$ . Both faults from  $R$  are  $\{0\}$ -faults and therefore  $\{0, 1\}$ -faults. It is clear that the network  $Q_1$  with the fault  $\lambda$  implements the function  $\psi_n^{\geq m+1} \vee \psi_G$  and the network  $Q_1$  with the fault  $\rho$  implements the function  $\psi_n^{\geq m+1}$ .

Apply the algorithm, which solves the problem  $Con(C)$  and has polynomial time complexity to the network  $Q_1$  and the set of faults  $R$ . As a result, we obtain a decision tree  $\Gamma$ , which solves the problem of diagnosis of  $C$ -faults for  $Q_1$  and  $R$ . Apply  $\Gamma$  to the network  $Q_1$  with the fault  $\lambda$  and apply  $\Gamma$  to the network  $Q_1$  with the fault  $\rho$ . The considered vertex cover problem has a solution if and only if the results of work of  $\Gamma$  for these faults are different. Note that the processes of the construction of  $Q_1$ ,  $\lambda$ ,  $\rho$  and  $\Gamma$  and the application of  $\Gamma$  to  $Q_1$  and faults  $\lambda$  and  $\rho$  can be done in a polynomial time. Thus, if there is a polynomial time algorithm for the problem  $Con(C)$ , then there is a polynomial time algorithm for the vertex cover problem. Hence the problem  $Con(C)$  is NP-hard.

(b) Let  $C = \{1\}$ . It is clear that in a polynomial time depending on the length of description of the graph  $G$  we can construct a switching network  $Q_2$  depicted in Fig. 6 in which the subnetwork  $P_1$  implements the function  $\psi_n^{\geq m+1}$  and has  $n^2 + n$  edges (see Sect. 3) and the subnetwork  $P_2$  implements the function  $\psi_G$  and has  $2t$  edges (see Fig. 5). Let  $R = \{\lambda, \rho\}$ , where  $\lambda$  is the empty fault of  $Q_2$  and  $\rho$  is a  $\{1\}$ -fault of  $Q_2$  that consists in assigning the constant 1 to two edges in the right-hand side of the network  $Q_2$  that are labeled with the literals  $x_1$  and  $\bar{x}_1$ , respectively. It is clear that the network  $Q_2$  with the fault  $\lambda$  implements the function  $\psi_n^{\geq m+1}$  and the network  $Q_2$  with the fault  $\rho$  implements the function  $\psi_n^{\geq m+1} \vee \psi_G$ .



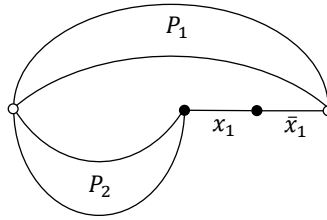


Figure 6: Switching network  $Q_2$

Apply the algorithm, which solves the problem  $Con(C)$  and has polynomial time complexity to the network  $Q_2$  and the set of faults  $R$ . As a result, we obtain a decision tree  $\Gamma$ , which solves the problem of diagnosis of  $C$ -faults for  $Q_2$  and  $R$ . Apply  $\Gamma$  to the network  $Q_2$  with the fault  $\lambda$  and apply  $\Gamma$  to the network  $Q_2$  with the fault  $\rho$ . The considered vertex cover problem has a solution if and only if the results of work of  $\Gamma$  for these faults are different. Note that the processes of the construction of the switching network  $Q_2$ , faults  $\lambda$ ,  $\rho$  and decision tree  $\Gamma$  and the application of  $\Gamma$  to  $Q_2$  and faults  $\lambda$  and  $\rho$  can be done in a polynomial time. Thus, if there is a polynomial time algorithm for the problem  $Con(C)$ , then there is a polynomial time algorithm for the vertex cover problem. Hence the problem  $Con(C)$  is NP-hard.  $\square$

## 6 Conclusions

In this paper, we studied decision trees for diagnosis of three types of constant faults in arbitrary switching networks. We shown that there are simple switching networks for which the depth of decision trees for diagnosis of constant faults is high. We also shown that there are simple switching networks such that, for all switching networks implementing the same functions, the depth of decision trees for diagnosis of constant faults is high. We proved that the problem of the construction of diagnostic decision trees is NP-hard.

## Acknowledgements

Research reported in this publication was supported by King Abdullah University of Science and Technology (KAUST).

## References

- [1] Busbait, M., Chikalov, I., Hussain, S., Moshkov, M.: Diagnosis of constant faults in read-once contact networks over finite bases. *Discret. Appl. Math.* **184**, 76–88 (2015)
- [2] Busbait, M., Moshkov, M.: Diagnosis of three types of constant faults in read-once contact networks over finite bases. *Theor. Comput. Sci.* **630**, 26–42 (2016)

- [3] Chegis, I.A., Yablonskii, S.V.: Logical methods of electric circuit control. Trudy MIAN SSSR **51**, 270–360 (1958). (in Russian)
- [4] Goduhina, G.B.: Experimental study of conditional tests for diagnosis of constant faults in iteration-free contact networks. In: Combinatorial-Algebraic and Probabilistic Methods in Applied Mathematics, pp. 16–21. Gorky University Publishers, Gorky (1988). (in Russian)
- [5] Jukna, S.: Boolean Function Complexity - Advances and Frontiers, *Algorithms and Combinatorics*, vol. 27. Springer (2012)
- [6] Madatyan, Kh.A.: Complete test for repetition-free contact circuits. In: Probl. Kibern., vol. 23, pp. 103–118. Nauka Publishers, Moscow (1970). (in Russian)
- [7] Red'kin, N.P.: Diagnostic tests for contact circuits. Moscow Univ. Math. Bull. **74**(2), 62–64 (2019)
- [8] Shannon, C.E.: A symbolic analysis of relay and switching circuits. Transactions of the American Institute of Electrical Engineers **57**(12), 713–723 (1938)