

Evolution of grammatical forms: some quantitative approaches

Jean-Marc Luck^{1*} and Anita Mehta²

¹Université Paris-Saclay, CNRS & CEA, Institut de Physique Théorique,
91191 Gif-sur-Yvette, France.

²Faculty of Linguistics, Philology and Phonetics, Clarendon Institute, Walton Street,
Oxford OX1 2HG, United Kingdom.

*Corresponding author(s). E-mail(s): jean-marc.luck@ipht.fr;
Contributing authors: anita.mehta@ling-phil.ox.ac.uk;

Abstract

Grammatical forms are said to evolve via two main mechanisms. These are, respectively, the ‘descent’ mechanism, where current forms can be seen to have descended (albeit with occasional modifications) from their roots in ancient languages, and the ‘contact’ mechanism, where evolution in a given language occurs via borrowing from other languages with which it is in contact. We use ideas and concepts from statistical physics to formulate a series of static and dynamical models which illustrate these issues in general terms. The static models emphasise the relative numbers of rules and exceptions, while the dynamical models focus on the emergence of exceptional forms. These unlikely survivors among various competing grammatical forms are winners against the odds. Our analysis suggests that they emerge when the influence of neighbouring languages exceeds the generic tendency towards regularisation within individual languages.

1 Introduction

Historical linguistics is the study of language change over time [1]. It is principally centred on how linguistic forms evolve in world languages, be these to do with phonology, morphology, semantics, syntax or core lexicons. The evolution of languages proceeds in two essentially different ways. The first route, referred to as phylogeny, describes the ‘vertical’ descent with modification from more ancient, possibly extinct languages, leading to the representation of families of languages as branching phylogenetic trees. The second comprises the ‘horizontal’ borrowing and diffusion between contemporary languages, brought about via contact between their speakers; this has given rise to the field of contact linguistics [2, 3].

The mechanisms involved during language contact will be of special importance in this paper, so we introduce them here. Winford [3] has classified contact between different linguistic communities under three different heads: he describes, first, relatively homogeneous communities of monolinguals, most of whom have little or no contact with speakers of other languages. In these, the only way that borrowing occurs is via the media, or individual travellers, or indeed foreign language teaching; the example of Japanese or Russian speakers borrowing from English is cited as an example. The so-called ‘middle spectrum’ concerns communities which include bilingual or multilingual speakers, an example of which might be the contact between linguistic minorities and a dominant host group;

the prevalence of French and Flemish in Brussels is cited as an example. Finally, there are highly heterogeneous communities where individual multilingualism is high and social and linguistic boundaries are fluid; an example of this occurs in Northwest New Britain in Papua New Guinea. The nature of the mutual influence between different languages depends critically on the extent of contact [3]: slight lexical borrowing is about all that happens under conditions of casual contact, while structural borrowing needs the concerned linguistic communities to undergo sustained and intimate contact. In particular this implies that while the borrowing of content morphemes like nouns or verbs is common, the borrowing of grammatical features is relatively rare.

There has been relatively little work done so far from the viewpoint of statistical physics in modelling linguistic evolution,¹ although several quantitative approaches [5–11] exist. In this work, we apply statistical physics methodologies to explore the evolution of morphological features in general, and rules governing verb conjugation in particular. Our initial motivation for this was a question raised by Ringe and Yang [12] concerning the evolution of past participles of verbs in English, via the ‘tolerance principle’ [13]; this states that there is a maximum number of exceptions that a rule can tolerate in order to be productive. More precisely, a rule applied to N items obeys the tolerance principle if the number E of exceptions (i.e., of items to which it does *not* apply) is smaller than the threshold

$$E_N = \frac{N}{H_N} \approx \frac{N}{\ln N} \quad (1)$$

(H_N is the N th harmonic number). From the viewpoint of statistical physics, this threshold E_N is enormously high, since it grows nearly extensively with the total number N of items. Our own evaluations of a threshold demarcating rules and exceptions (Section 2) result in smaller and more realistic values, to which we will draw attention as they occur.

Ringe and Yang claimed that the tolerance principle was able to explain the prevalence of regular past participles ending in ‘-ed’, but not some

more unlikely irregular forms ending in ‘-uck’, such as ‘stuck’ or ‘struck’ [12]. Our models of competitive dynamics are able to resolve this issue, while also putting the emergence of unlikely winners in a more general context.

The very formulation of the tolerance principle gives a prominent role to exceptions. Grammatical rules are an essential feature of linguistic structure and provide an efficient way of classifying existing forms; there are, however, always exceptions to these. For instance, the conjugation of the verbs ‘to be’ or ‘to have’ is rather irregular in most world languages, so that these verbs constitute marked exceptions to general grammatical rules.

The occurrence of rules and exceptions is not unique to languages. In mathematics, for example, the classification of semisimple Lie algebras involves 4 rules (the infinite series A_n , B_n , C_n , and D_n) and 5 exceptions (E_6 , E_7 , E_8 , F_4 and G_2). Also, the classification of finite simple groups involves 18 rules (infinite families of groups) and 26 exceptions (the sporadic groups) (see [14]). Note also that the numbers of rules and exceptions (4 vs. 5 and 18 vs. 26) are comparable in the two cases. Rules and exceptions also occur naturally in data clustering, in the context of computer science and data analysis, where they are termed clusters and outliers respectively (see e.g. [15, 16]). Clearly, in all of the above, rules concern either large or infinite series of objects, while exceptions are isolated.

The plan of this paper is as follows. We begin with a purely static approach to the interplay between grammar rules and exceptions (Section 2), which in particular results in sensible values for the threshold that divides them. In the following sections, we build increasingly sophisticated models of the dynamical evolution of grammar rules. Successive levels of modelling include the initial growth of the structured lexicon in a single language (Section 3), the competition between growth and conversions, e.g. from irregular to regular forms, in a mature language (Section 4), and finally a network representation of the comparative evolution of grammar rules in a situation of prolonged language contact (Section 5). Finally, we summarise and collate our insights in the Discussion section (Section 6).

¹In contrast, such concepts have been used in other areas of language dynamics, such as the coexistence of two or more languages in a given geographical area [4].

2 Rules and exceptions: a static approach

This section provides a first approach to the interplay between grammar rules and exceptions. The arguments used come from a purely static perspective, being based on optimality: no dynamical evolution is invoked.

We focus here on morphology, and in particular on rules governing verb conjugation. Consider a language having a total of N verbs, which are divided into K groups. Each group follows a distinct pattern of conjugation, and is labelled by an integer $a = 1, 2, \dots, K$. Group a contains N_a verbs, so that

$$N = \sum_{a=1}^K N_a. \quad (2)$$

Groups are assumed to be ranked in order of decreasing size ($N_1 \geq N_2 \geq N_3 \dots$).

It is clearly most efficient to remember the conjugations of the N_1 verbs in the largest group by means of a single rule. On the other hand, if the smallest groups (a near K) have $N_a = 1$, it is most efficient to think of them as exceptions (e.g. verbs such as ‘to be’ or ‘to have’ in most languages). How, then, can a demarcation line between rules and exceptions be operationally defined? A natural way of proceeding consists of minimising the total memorization effort and memory size I needed to learn and store the conjugations of all verbs comprising both rules and exceptions, or, in Chomsky’s [17] words, ‘the grammar’ and ‘the lexicon’. If the conjugation in question has R rules, the latter correspond to the R largest groups. The remaining $K - R$ groups comprise a total of E exceptions, with

$$E = \sum_{a=R+1}^K N_a. \quad (3)$$

We estimate the requested memory size as

$$I = CR + E, \quad (4)$$

where C is the only free parameter of the model. It obeys the inequality $C > 1$, expressing our expectation that it takes more effort and memory size to remember a full rule than to remember an exception. In particular, the above inequality

ensures that single verbs, belonging to groups with $N_a = 1$, are automatically considered as exceptions. Minimising I with respect to R should yield the optimal number of rules.

2.1 Exponential size distribution

Consider first the situation where group sizes have an exponential asymptotic decay of the form

$$N_a \approx ANe^{-\mu a}, \quad (5)$$

for some constants A and μ . Since group sizes are obviously integers, we need to take the integer part of the right-hand side of (5). However, neglecting this subtlety, we get accurate asymptotic estimates for the quantities of interest in the realistic situation where the total number N of verbs is large, whereas the parameter μ is small. Setting $N_K = 1$ yields an estimate for the total number of groups,

$$K \approx \frac{1}{\mu} \ln AN. \quad (6)$$

For a given number R of rules, (3) yields

$$E \approx \frac{AN}{e^\mu - 1} e^{-\mu R}. \quad (7)$$

The total memory size I is minimal for

$$R \approx \frac{1}{\mu} \ln \frac{\mu AN}{C(e^\mu - 1)}. \quad (8)$$

This approach predicts that the number of rules grows logarithmically with the total number of verbs. Considering the relatively small number of conjugation rules in most world languages, this slow growth of the number of rules makes very good sense. Our approach also predicts that the number E of exceptions saturates to the finite limit

$$E \approx \frac{C}{\mu}. \quad (9)$$

The actual integer value of E oscillates around the above limit, which, we note, is much smaller than the threshold (1) predicted by the tolerance principle.

2.2 Power-law size distribution

If group sizes have a power-law decay, namely

$$N_a \approx \frac{BN}{a^{\theta+1}}, \quad (10)$$

with an arbitrary positive exponent θ , we have

$$K \approx (BN)^{1/(\theta+1)}. \quad (11)$$

For a given number R of rules, (3) yields

$$E \approx \frac{BN}{\theta R^\theta}. \quad (12)$$

The memory size I is minimal for

$$R \approx \left(\frac{BN}{C}\right)^{1/(\theta+1)}. \quad (13)$$

We have then

$$E \approx \frac{C}{\theta} R. \quad (14)$$

In this case, the numbers R of rules and E of exceptions grow proportionally to each other. Their common growth law is subextensive in the total number N of verbs, and characterised by the growth exponent $1/(\theta + 1)$. This prediction for E is again much smaller than the threshold (1) predicted by the tolerance principle.

3 A dynamical model with growth

This section contains the first of several dynamical approaches to the evolution of grammar rules and exceptions. We adopt a chronological viewpoint which assumes that new verbs are added sequentially to the lexicon. Each new verb typically joins an existing group and follows its conjugation rules, whereas it rarely, if ever, forms a new group.

This model is freely inspired from the theory of growing networks by preferential attachment, proposed by Barabasi and Albert [18, 19]. Among various extensions of the model [20, 21], Bianconi and Barabasi [22, 23] have shown that the addition of a fitness or attractiveness parameter characterising each node greatly enriches the model; among other things, it may induce a condensation phase transition.

Thus, new verbs enter the lexicon sequentially as new nodes in growing networks. At any given instant, there are K verb groups, indexed $a = 1, \dots, K$. Group a contains N_a verbs subject to specific grammar rules governing their conjugation. The total number of verbs then reads²

$$N = \sum_{a=1}^K N_a. \quad (15)$$

In this approach, exceptions are not considered explicitly, so that the number K of groups is identical to the number R of rules.

The new verb number $(N + 1)$ joins group a with probability

$$p_a = \frac{\eta_a(N_a + c)}{Z(N)}, \quad (16)$$

where:

- The first factor η_a is the intrinsic attractiveness (or fitness) parameter of group a . It is fixed once and for all at the birth of group a , and embodies the Darwinian *fit-get-richer* effect.
- The second factor $(N_a + c)$ is dynamical, in the sense that it grows in the course of time. It embodies the *rich-get-richer*, or Matthew, effect. The constant c is the initial attractiveness of an empty group [20, 21].
- The denominator

$$Z(N) = \sum_a \eta_a(N_a + c) \quad (17)$$

ensures the normalisation of the attachment probabilities p_a at all times.

3.1 Evolution of number of groups

A new verb group is born, i.e., K is changed to $K + 1$, whenever the new verb starts it, instead of joining an existing one. The geometric picture behind this is the growth of a forest of K trees, where the joining of a new verb to an existing group a corresponds to the growth of the a th tree, whereas a newborn tree appears whenever the incoming verb itself starts a new group.

²This number will be used as an effective measure of ‘time’. In this work, we never directly compare real (i.e., historical) time to the effective time variables parametrising the evolution in all our models.

The birth of a new group takes place with probability $c\eta_{K+1}/Z(N)$. In the late stages of the dynamics, when group sizes are large, the following deterministic growth law emerges

$$\frac{dK}{dN} \approx \frac{c}{N}, \quad (18)$$

yielding

$$K \approx c \ln N. \quad (19)$$

The logarithmic growth laws (8) and (19) substantiate our intuition that the birth of a new grammar rule is a rare event.

3.2 Evolution of group sizes

Consider again the late stages, where group sizes are typically large. For a given draw of the attractiveness parameters η_a of the groups, the stochastic rules defining our growth model reduce asymptotically to the deterministic growth equations

$$\frac{dN_a}{dN} \approx \frac{\eta_a N_a}{Z(N)}, \quad (20)$$

with

$$Z(N) \approx \sum_a \eta_a N_a. \quad (21)$$

Discarding the rare events where a new verb group is born, so that the number K of groups remains constant, we rank verb groups according to decreasing attractiveness ($\eta_1 > \eta_2 > \dots > \eta_K$). The size of the most attractive group grows as $N_1 \approx N$. We have therefore $Z(N) \approx \eta_1 N$, so that the sizes of the other groups ($a = 2, \dots, K$) asymptotically obey

$$\frac{dN_a}{dN} \approx \frac{\eta_a N_a}{\eta_1 N}, \quad (22)$$

and hence

$$N_a \sim N^{\beta_a}, \quad (23)$$

with

$$\beta_a = \frac{\eta_a}{\eta_1}. \quad (24)$$

Our prediction is that, apart from the most favoured one, group sizes grow with a subextensive power-law, the growth exponents $\beta_a < 1$ being given by attractiveness ratios. A similar power-law growth scenario with variable exponents holds in the Bianconi and Barabasi model of a growing network [22, 23].

This subextensive growth law (23) with continuously variable exponents β_a suggests a smooth crossover between rules and exceptions, instead of a sharp line of demarcation dividing the two (see the static approach of Section 2). Notice once again that the predicted sizes of all unfavoured groups are much smaller than the threshold (1) involved in the tolerance principle.

4 A dynamical model with growth and conversions

This second dynamical approach describes a later stage in the evolution of a mature language. Verbs might spontaneously change groups, converting, for instance, from an irregular to a regular form. This conversion mechanism competes with the growth mechanism introduced in Section 3; it may result in the enrichment and eventual dominance of a verb group which is not *per se* the most attractive. This is a manifestation of the phenomenon of winning *against the odds*, which we have explored in various contexts [24–26].

Again, we discard the rare events where a new group of verbs is born, so that the number K of groups is constant, and the group label a runs from 1 to K . The total rate of conversions from group b to group a is assumed to be proportional to the sizes of both groups. It therefore reads $C_{ab}N_aN_b$, where the individual conversion rates C_{ab} are the entries of a constant skew-symmetric conversion matrix of size $K \times K$.

In the presence of conversions, the evolution equations (20) therefore read

$$\frac{dN_a}{dN} = N_a \left(\frac{\eta_a}{Z(N)} + \frac{1}{N^2} \sum_b C_{ab} N_b \right), \quad (25)$$

with

$$N = \sum_a N_a, \quad Z(N) = \sum_a \eta_a N_a. \quad (26)$$

The first and second terms in the parentheses in (25) respectively describe the competing growth and conversion mechanisms. The second term has been rescaled by $1/N^2$, in order to ensure that the strengths of both competing mechanisms remain comparable in the regime of large N , i.e., for very mature languages. The description of this conversion mechanism is similar to that used in earlier

work on the coexistence of two or more languages in competition [27].

The relative sizes of the various verb groups, defined as the ratios

$$x_a = \frac{N_a}{N} \quad (a = 1, \dots, K), \quad (27)$$

obey the reduced evolution equations

$$N \frac{dx_a}{dN} = x_a \left(\frac{\eta_a}{z} - 1 + \sum_b C_{ab} x_b \right), \quad (28)$$

with the sum rules

$$\sum_a x_a = 1, \quad \sum_a \eta_a x_a = z. \quad (29)$$

The dynamical system (28) shares a remarkable property with that encountered in earlier work [27]. For generic values of the attractiveness parameters η_a and the conversion rates C_{ab} , the coupled evolution equations (28) have a *single* attractor, which consists of an attractive fixed point $\mathbf{x}^* = \{x_a^*\}$. In general, some components x_a^* are positive, whereas others vanish.

- If $x_a^* > 0$, group a is said to be a survivor. Its size grows asymptotically in proportion to the total number of verbs, as

$$N_a \approx N x_a. \quad (30)$$

- If $x_a^* = 0$, group a is said to be extinct. According to the deterministic equations (28), x_a falls off exponentially in N . In the microscopic stochastic context, this means that the group concerned goes extinct in a finite time.

The unique attractor of the dynamical system (28) defines the pattern of survivors. Its principal characteristic is the number M of survivors. Some specific sets of model parameters can be chosen so as to have either $M = 1$ (corresponding to the emergence of a grammatical consensus, in the sense that only one group survives), or $M = K$ (all groups survive), or an arbitrary number of groups in the range $M = 1, \dots, K$, survive. We emphasise that in the present setting, the number M of surviving groups is identical to the number R of rules.

From here on, we consider the specific situation where verbs convert from less to more regular

forms. This is motivated by the observed general tendency for irregular verbs in most languages to ‘regularise’ with time (see e.g. [7]), even when the former are well established (see, for example, the gradual regularisation of the past participle ‘wed’ to an increasingly accepted ‘wedded’ [7]).

For simplicity, we now rank verb groups according to decreasing regularity, $a = 1$ being the most regular, and $a = K$ the most irregular group. The conversion mechanism then takes the form of a simple descent at some constant rate g . Within this framework, the entries of the conversion matrix read

$$C_{ab} = \begin{cases} +g & (a < b), \\ 0 & (a = b), \\ -g & (a > b). \end{cases} \quad (31)$$

4.1 The case of two verb groups in competition

We consider first the case of two verb groups with attractiveness parameters η_1 and η_2 . For $K = 2$, the reduced evolution equations (28) read

$$\begin{aligned} N \frac{dx_1}{dN} &= x_1 \left(\frac{\eta_1}{z} - 1 + g x_2 \right), \\ N \frac{dx_2}{dN} &= x_2 \left(\frac{\eta_2}{z} - 1 - g x_1 \right), \end{aligned} \quad (32)$$

with

$$x_1 + x_2 = 1, \quad \eta_1 x_1 + \eta_2 x_2 = z. \quad (33)$$

The two control parameters are the attractiveness ratio

$$q = \frac{\eta_1}{\eta_2} \quad (34)$$

and the conversion rate g .

Figure 1 shows the phase diagram of the model in the q - g plane. In the absence of conversions ($g = 0$), only the most attractive verb group survives, namely group 1 for $q > 1$ and group 2 for $q < 1$. The presence of conversions triggers several novel phenomena. First, both groups survive simultaneously in an intermediate range

$$1 - q < g < \frac{1 - q}{q}, \quad (35)$$

whose boundaries are respectively shown in blue and green. In this coexistence range we have

$$x_1^* = \frac{g+q-1}{(1-q)g}, \quad x_2^* = \frac{1-q(1+g)}{(1-q)g}. \quad (36)$$

The first fraction x_1^* (resp. the second fraction x_2^*) vanishes continuously as the blue (resp. green) boundary is approached. Second, the competition between the growth and conversion mechanisms allows for the emergence of survivors against the odds; thus, in the domain between the green curve and the vertical dashed line (labelled in red), group 1 survives despite being unfavoured.

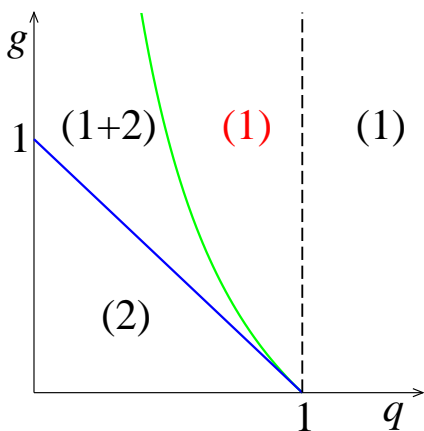


Fig. 1 Phase diagram of the model of two verb groups with growth and conversions in the q - g plane. Blue and green curves: boundaries of coexistence range. Vertical dashed line: neutral line where $\eta_1 = \eta_2$. Numbers between parentheses: labels of surviving group(s). Red label: survivor against the odds.

4.2 The general case of K verb groups

For a higher number $K \geq 3$ of competing verb groups, the determination of the full multidimensional phase diagram of the model is intractable.

We consider instead a statistical ensemble, where the intrinsic attractiveness parameters η_a of verb groups are modelled as independent quenched random variables drawn from some probability distribution. We choose for definiteness the exponential distribution with unit width:

$$f(\eta) = e^{-\eta}. \quad (37)$$

The main features of the model, including the logarithmic growth law (39), would remain qualitatively unchanged for any bounded or rapidly decaying attractiveness probability distribution.

The survivors thus form a random pattern, whose statistics depend only on the number K of groups and the conversion rate g . This pattern can be easily predicted at small and large g . If g is either zero or very small, the growth mechanism dominates and only the most attractive group survives. If g is very large, the conversion mechanism wins; now the only survivor is the most regular group. In the intermediate regime where the conversion rate g is moderate, so that growth and conversion are comparable, several survivors may coexist.

We first focus on the mean number $\langle M \rangle$ of survivors, where the mean value is taken over the distribution (37) of attractiveness parameters. In the case of two verb groups ($K = 2$), the exactly known phase diagram of the model (see Figure 1) yields

$$\langle M \rangle = \begin{cases} \frac{4}{4-g^2} & (g \leq 1), \\ \frac{g+3}{g+2} & (g \geq 1). \end{cases} \quad (38)$$

This expression goes to unity at small and large g , as expected. It takes its maximal value, $\langle M \rangle = 4/3$, at $g = 1$; its first derivative is discontinuous at this point, as indicated by the cusp in the black curve in Figure 2. This singularity is due to the endpoint at $(q = 0, g = 1)$ of the blue line in Figure 1.

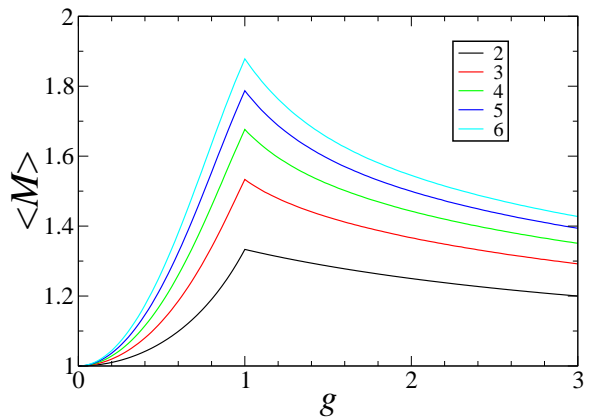


Fig. 2 Mean number $\langle M \rangle$ of survivors against conversion rate g for several numbers K of verb groups (see legend). Black curve: exact analytical result (38) for $K = 2$. Coloured curves: numerical data for $K = 3$ to 6.

We have investigated the behaviour of larger systems ($K \geq 3$) by means of numerical simulations, determining the value of the fixed point $\mathbf{x}^* = \{x_a^*\}$ for many independent draws (10^7 for each parameter set) of the attractiveness parameters η_a . Figure 2 shows the mean number $\langle M \rangle$ of survivors plotted against the conversion rate g for several K (see legend). The black curve shows the exact analytical result (38) for $K = 2$. The other curves show the outcome of numerical simulations. The qualitative form of the dependence of $\langle M \rangle$ on g is independent of K , with $\langle M \rangle$ departing quadratically from unity at small g , reaching its maximum with a cusp at $g = 1$, and slowly converging back to unity at large g .

Figure 3 shows the maximal mean number $\langle M \rangle_{\max}$ of survivors, corresponding to the conversion rate $g = 1$, plotted against $\ln K$, for K up to 12. The excellent agreement with the regression line demonstrates that this quantity grows logarithmically with the number K of groups, as

$$\langle M \rangle_{\max} \approx A \ln K, \quad (39)$$

with a prefactor $A \approx 0.5$. The appearance of this logarithmic law again emphasises the conformity of our model with the general principles laid out in earlier sections (see (8), (19)). In the present context, the clear implication of this law is that only very few verb groups survive from an initial panoply of possibilities.

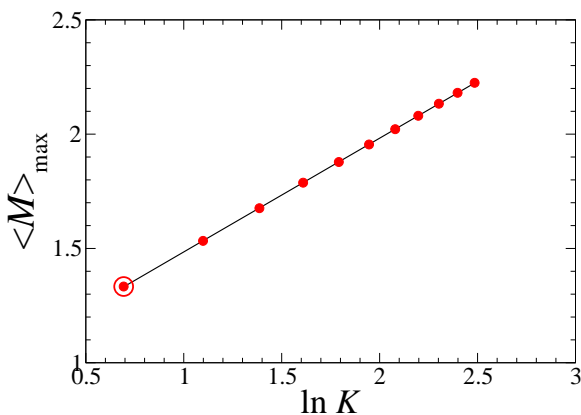


Fig. 3 Maximal mean number $\langle M \rangle_{\max}$ of survivors, corresponding to $g = 1$, plotted against $\ln K$, for a number K of verb groups up to 12. Symbols: numerical data. Circled symbol: exact value $\langle M \rangle_{\max} = 4/3$ for $K = 2$. Full line: least-square fit with slope 0.498.

In addition to the number M of survivors, the whole pattern of survivors is also of interest. In the absence of conversions, only the most attractive group survives. As the conversion rate g increases, survivors against the odds [24–26] – i.e., those which do not belong to the most attractive groups – gradually become more and more frequent. We define the variable P_{para} , the ‘paradoxical’ probability that the most attractive group does *not* belong to the pattern of survivors, to explore this issue further.

In the case of two verb groups ($K = 2$), the paradoxical probability P_{para} is nothing but the statistical weight of the region lying between the green curve and the vertical dashed line in the phase diagram of the model (see Figure 1), which is evaluated as

$$P_{\text{para}} = \frac{g}{2g + 4}. \quad (40)$$

The relevant region does not touch the endpoint ($g = 0, g = 1$). Hence, and at variance with the mean number of survivors, P_{para} has a smooth dependence on g .

Figure 4 shows the paradoxical probability P_{para} plotted against the conversion rate g for several values of K (see legend). The black curve shows the exact analytical result (40) for $K = 2$. The other curves show the outcome of numerical simulations. As expected, P_{para} increases steadily as a function of the conversion rate g , departing linearly from zero at $g = 0$, exhibiting a shoulder for g slightly below unity, and slowly saturating to the limit value

$$P_{\infty} = \frac{K - 1}{K} \quad (41)$$

at very large g . For infinitely large g , there is indeed only one survivor, namely the most regular group ($a = 1$), whose probability of also being the most attractive one is $1/K$.

5 Languages in contact

In the previous section, we showed that conversions provided a mechanism for gradual regularisation of initially irregular grammatical forms. This occurs with increasing usage within the same language [7], i.e. it is an intra-language mechanism.

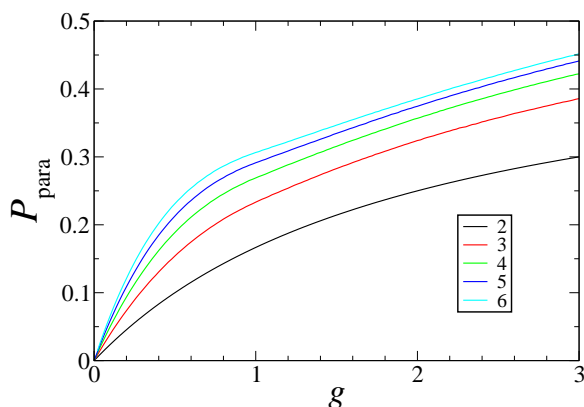


Fig. 4 Paradoxical probability P_{para} against conversion rate g for several numbers K of verb groups (see legend). Black curve: exact analytical result (40) for $K = 2$. Coloured curves: numerical data for $K = 3$ to 6.

On the other hand, our initial motivation for this study was the unlikely survival of *irregular* past participles such as ‘stuck’, when the favourite to win at the time was clearly ‘sticked’ [12]. We suggest that this emergence is due to contact with other languages, i.e., that it is attributable to an inter-language mechanism.

As mentioned in the Introduction, the field of contact linguistics concerns such linguistic influence. We cite below a couple of instances of languages in prolonged contact, which have led to their deep modification [3]. The first concerns the contact of Old English with Norse, and then that of Middle English with Norman French, which were the precursors of English in its present form. The second concerns the Balkan *Sprachbund*,³ where speakers of Greek, Romanian, and various Slavic languages were in contact for almost a millennium. In both cases, there has been an appreciable amount of convergence in the morphology and syntax of the languages in contact, despite the sizeable differences between them originally.

In the following, we model the effect of such contact among a given family of languages. We represent all verb groups of this linguistic family as the nodes of a graph, and the couplings between them as bonds connecting these nodes. Bonds

which connect nodes pertaining to the same language represent the conversion mechanism introduced in Section 4, whereas those joining nodes pertaining to different languages represent the new ingredient of linguistic contact. This description of language contacts is static, in the sense that the topology of the network does not change over the course of time. It therefore describes e.g. the influence of Norse on Old English, or that of French on Middle English, but not both together.

For the sake of simplicity, we write the corresponding evolution equations in the following linear form:

$$\frac{dN_a}{dN} = \frac{\eta_a}{Z(N)} \left(N_a + \sum_b g_{ab} N_b \right). \quad (42)$$

These equations present analogies and differences with the evolution equations (25). In both cases η_a is the intrinsic attractiveness parameter of group a . Within the present linear setting, the couplings g_{ab} represent the strength of all conversion and contact effects described above, whereas in (25) the conversion mechanism involves a more traditional bilinear form. In general, the matrix $\mathbf{g} = \{g_{ab}\}$ is not symmetric. More importantly, it is expected to be sparse, as only similar grammar rules pertaining to different languages will influence each other. Furthermore, the couplings g_{ab} connecting nodes pertaining to different languages, i.e., representing contact between distinct languages, must be positive, whereas those between nodes pertaining to the same language may take both signs. Finally, the denominator $Z(N)$ is there to ensure that the sum rule

$$\sum_a N_a = N \quad (43)$$

holds, where N is the total number of verbs in all languages of the family under consideration.

Introducing the reduced effective time

$$s = \int_1^N \frac{dN'}{Z(N')} \quad (44)$$

brings the evolution equations (42) to the form

$$\frac{dN_a}{ds} = \eta_a \left(N_a + \sum_b g_{ab} N_b \right). \quad (45)$$

³This term, meaning ‘union of languages’ refers to a situation where there is prolonged contact across geographically contiguous language communities [3].

These equations are autonomous, in the sense that they no longer involve any explicit time dependence. They can be recast in matrix form:

$$\frac{dN_a}{ds} = \sum_b M_{ab} N_b, \quad (46)$$

with

$$M_{ab} = \eta_a (\delta_{ab} + g_{ab}), \quad (47)$$

where δ_{ab} is the Kronecker symbol.

We are chiefly interested in the late-time regime of the evolution described by the contact network under consideration. There, all group sizes grow asymptotically as

$$N_a \approx V_a e^{\lambda s}, \quad (48)$$

where λ is the largest eigenvalue of the constant dynamical matrix $\mathbf{M} = \{M_{ab}\}$, whereas the amplitudes V_a are proportional to the components of the associated right eigenvector, such that

$$\lambda V_a = \sum_b M_{ab} V_b. \quad (49)$$

The total number of verbs thus grows as

$$N \approx V e^{\lambda s}, \quad V = \sum_a V_a. \quad (50)$$

We expect that λ and the V_a are positive in realistic circumstances, even when the dynamical matrix \mathbf{M} is not symmetric. These expectations have been confirmed by a range of numerical explorations.

The relative sizes of the groups in the late-time regime are therefore dictated by the components V_a of the leading eigenvector of the dynamical matrix \mathbf{M} . The spectral problem at hand presents a formal analogy with Anderson localisation within the tight-binding formalism [28–30]. More precisely, the dynamical matrix \mathbf{M} is analogous to the tight-binding Hamiltonian \mathcal{H} describing the motion of a single electron in a random potential. The largest eigenvalue λ is analogous to the ground-state energy E_0 of the electron. Finally, the components V_a of the associated right eigenvector are analogous to the components of the ground-state wavefunction of this one-body problem. From a very general viewpoint, the

geometry of the underlying network and the distribution of the couplings determine the nature (extended, localised, fractal, etc.) of the wavefunction. The analogy of our problem with that of Anderson localisation implies that differing network geometries and model parameters will lead to a rich diversity of behaviour in the asymptotic distribution of verb group sizes.

5.1 The linear chain

We first investigate the idealised situation where nodes form an infinite linear chain, with asymmetric couplings between nearest neighbours. In this context, (49) reads

$$\lambda V_n = \eta_n (V_n + g_{n,n-1} V_{n-1} + g_{n,n+1} V_{n+1}), \quad (51)$$

with obvious notations. For specificity, we consider the case where the node at the origin is favoured, in the sense that its attractiveness parameter is $\eta_0 = 1$, whereas all other nodes have $\eta_n = q < 1$.

Consider the pristine case where all couplings are the same ($g_{n,n-1} = g_{n,n+1} = g$). In this simple situation, the analogy with the tight-binding model is as follows. The favoured node at the origin acts as an attractive impurity, where the wavefunction is expected to be largest. It can be checked that the largest eigenvalue λ corresponds to a localised impurity state of the form

$$V_n = z^{|n|}, \quad (52)$$

which falls off exponentially with the distance $|n|$ to the origin. The eigenvalue λ and the decay constant z are determined by the two equations

$$\lambda = 1 + 2gz = q \left(1 + g \left(z + \frac{1}{z} \right) \right), \quad (53)$$

hence

$$\begin{aligned} z &= \frac{2qg}{w + 1 - q}, \\ \lambda &= 1 + \frac{4qg^2}{w + 1 - q}, \end{aligned} \quad (54)$$

with the notation

$$w = \sqrt{(1 - q)^2 + 4q(2 - q)g^2}. \quad (55)$$

In the more general case, where the couplings $g_{n,n-1}$ and $g_{n,n+1}$ are arbitrary and modelled as, say, quenched random variables, the above picture of a localised impurity state around the favoured node, with an exponentially decaying wavefunction, remains qualitatively correct. To get more quantitative results, we look at the theory of fluctuations in one-dimensional Anderson localisation (see [31] and the references therein). The latter theory predicts that the amplitude V_n is distributed log-normally in the asymptotic limit. More precisely, for a large distance n , the logarithmic ratio

$$L_n = -\ln \frac{V_n}{V_0} \quad (56)$$

is approximately distributed according to the Gaussian law

$$f(L_n) \approx \frac{1}{\sqrt{2\pi\gamma_2 n}} \exp\left(-\frac{(L_n - \gamma_1 n)^2}{2\gamma_2 n}\right), \quad (57)$$

where γ_1 and γ_2 are the first two Lyapunov exponents of the problem, such that⁴

$$\langle L_n \rangle \approx \gamma_1 n, \quad \text{var } L_n \approx \gamma_2 n. \quad (58)$$

The probability of winning against the odds for a node at a distance n from the favoured one sitting at the origin is defined as

$$P_n = \text{Prob}(V_n > V_0) = \text{Prob}(L_n < 0). \quad (59)$$

Using (57), this becomes

$$P_n \approx \frac{1}{2} \text{erfc}\left(\gamma_1 \sqrt{\frac{n}{2\gamma_2}}\right). \quad (60)$$

This expression falls off exponentially with distance n , according to

$$P_n \sim e^{-\mu n}, \quad (61)$$

with

$$\mu = \frac{\gamma_1^2}{2\gamma_2}. \quad (62)$$

In our context, the above analysis suggests that the probability of finding an unlikely winner (e.g. an irregular grammatical form) decays exponentially with the graph distance n between that

form and the closest most regular (or otherwise favoured) form. The illustration of our formalism in the idealised geometry of an infinite chain will serve as a template for the analysis in the next subsections, where we will formulate our problem in more realistic settings.

5.2 A two-dimensional ‘toy’ network

We now look for winners against the odds in the setting of a 3×3 network involving three related languages, denoted A, B and C (see Figure 5). Individual nodes in a row correspond to verb groups in a given language; we consider thus a total of three verb groups in each of the three languages. This geometry is far more realistic than the previous one of an infinite linear chain, even though it is not motivated by a specific example. Three is indeed the right order of magnitude for the number of verb groups, and more generally for competing grammatical forms. It is also expected to be a good estimate of the number of closely related languages with significant borrowing exchanges. One may think of English, Dutch and German.

The conjugation rules of the verb groups (in different languages) which are aligned vertically in a column are assumed to be very similar to each other. A single verb group is favoured in each language (large symbols), i.e., its attractiveness reads $\eta_a = 1$, whereas the other two groups have $\eta_a = q < 1$ (small symbols). The couplings (blue lines) are limited to nearest neighbours. It is when the most favoured groups are chosen to be different in the three languages that non-trivial behaviour emerges.

We study both symmetric and asymmetric isotropic random couplings. In the symmetric case, the couplings $g_{ab} = g_{ba}$ along the 12 bonds are independently drawn from the exponential law of parameter Δ :

$$f_{\Delta}(g) = \frac{e^{-g/\Delta}}{\Delta}. \quad (63)$$

In the asymmetric case, both g_{ab} and g_{ba} are two independent positive random variables drawn from the above distribution, so that there are altogether 24 random couplings.

We consider the fates of nodes 1 and 9, which are furthest from the favoured nodes, and so are

⁴The impurity state (52) of the pristine case described above fits within this scheme, with $\gamma_1 = -\ln z$ and $\gamma_2 \rightarrow 0$.

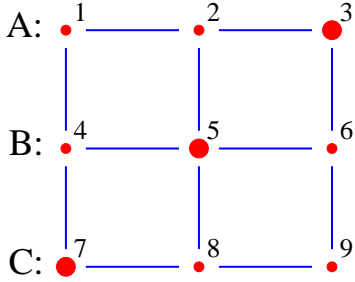


Fig. 5 Schema of the toy network with 3 languages, denoted A, B and C, and 3 verb groups in each language. Large symbols: favoured nodes. Small symbols: unfavoured nodes. Blue lines: bonds carrying either symmetric or asymmetric couplings.

least likely to win. For this purpose, we examine the logarithmic ratio (see (56))

$$L = -\ln \frac{V_1}{V_3}. \quad (64)$$

The high symmetry of the network implies that considering the alternative ratios V_1/V_7 , V_9/V_3 and V_9/V_7 would yield statistically identical results. A negative value of L implies that node 1 wins against the odds; in other words, we have $V_1 > V_3$, despite node 3 being the most attractive in language A (Note that there is no *direct* coupling between nodes 1 and 3). The probability that node 1 wins against the odds therefore reads

$$P_{\text{win}} = \text{Prob}(L < 0). \quad (65)$$

Figure 6 shows plots of the probability distribution $f(L)$ of the logarithmic ratio L for symmetric (top) and asymmetric (bottom) couplings, with a fixed small coupling width $\Delta = 0.1$ and several attractiveness ratios q (see legend). Data have been obtained by numerically solving the 9×9 eigenvalue equation (49) for many independent draws of the random couplings. Even though the network size is small, the overall shape of the plotted distributions is close to the asymptotic Gaussian profile (57) obtained on the infinite chain. The asymmetry of the couplings appears to play a rather minor role, in the sense that both series of curves are rather similar to one another. When $q = 1$ (black curves), so that the attractiveness is the same throughout the

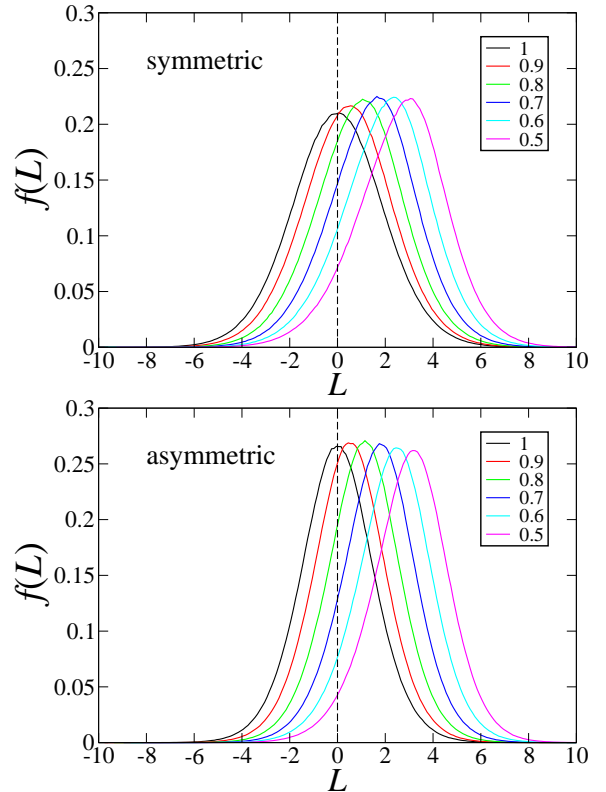


Fig. 6 Probability distribution of the logarithmic ratio L (see (64)), for a fixed small coupling width $\Delta = 0.1$ and several attractiveness ratios q (see legend). Vertical dashed lines: neutral value ($L = 0$). Upper panel: symmetric couplings. Lower panel: asymmetric couplings.

network, the distributions are symmetric around the neutral value $L = 0$ (vertical dashed lines), and $P_{\text{win}} = 1/2$, as expected. As q is decreased, the distributions shift progressively to the right, with $\langle L \rangle$ growing steadily with the difference $1 - q$, whereas their shapes remain roughly unchanged. The portion of the curves corresponding to negative values of L shrinks accordingly, indicating that winning against the odds becomes increasingly difficult as the attractiveness contrast $1 - q$ is increased. This observation is made quantitative in Figure 7, showing that the probability P_{win} of winning against the odds (see (65)) falls off more rapidly than exponentially with the attractiveness contrast $1 - q$.

The present network embedding, with its explicit depiction of contact with neighbouring languages, is more apposite than the setting of the infinite chain for the problem of unlikely winners among grammatical forms. However, the striking

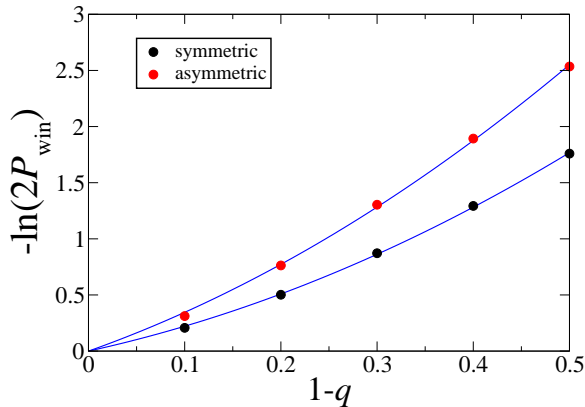


Fig. 7 Plot of $-\ln(2P_{\text{win}})$ against the attractiveness contrast $1 - q$, where P_{win} is the probability that node 1 wins against the odds (see (65)). Symbols: data extracted from those shown in Figure 6 for symmetric and asymmetric couplings. Blue curves: quadratic fits suggesting that P_{win} falls off faster than exponentially as a function of the attractiveness contrast $1 - q$.

resemblance between the distributions presented in Figure 6 for our rather small toy network and the Gaussian profile (57) for the infinite chain is a strong indicator of the relevance of the theory of one-dimensional Anderson localisation to the present problem. This analogy enables us to reduce the problem of finding unlikely winners in a dynamical system, where many agents are in simultaneous competition, to one involving the exponential decay of P_{win} with distance from the nearest favoured node. We will make good use of this simplification in Section 5.3, when the collective competition intrinsic to our problem is embedded on complex networks.

5.3 Complex networks

A ‘map’ of linguistic influences can be expected to have a complex topography, comprising regions of strong linguistic contact (i.e., high connectivity), as well as relatively isolated regions with weak or no linguistic contact. It is the former that are relevant in the context of the question we ask: can the emergence of irregular grammatical forms which survive against the odds be attributed to the influence of ‘neighbouring’ languages? We therefore home in on what will be the most sophisticated, as well as the most abstract, version of our model; here, all grammar rules (governing verb conjugation, in this instance) in a family of related

languages are embedded in a complex network (see e.g. [32, 33]).

We choose for definiteness the geometry of random regular graphs (see e.g. [34, 35]). These are randomly connected networks where each node has the same prescribed degree $k \geq 3$, i.e., each node is connected to exactly k other nodes. The main qualitative features of the model, to be described below, would remain essentially the same for other structureless models of complex networks, where degrees k have mild fluctuations around the mean degree $\langle k \rangle$. Scale-free networks, where node degrees k obey a broad power-law distribution, might however give rise to a different phenomenology.

Some of the connections involve two nodes in the same language, while others embody contact with neighbouring languages; as before, the bonds between nodes in the same language represent conversion, while those connecting nodes belonging to different languages represent interlingual contact. We do not – unlike for the toy network of the previous subsection – specify which is which; we focus instead only on the nodes which win against the odds. The distribution of attractiveness parameters is again assumed to be bimodal. Some fraction ρ of the nodes are favoured, and have attractiveness parameters $\eta_a = 1$, whereas all other nodes have the same smaller attractiveness $\eta_a = q$. The microscopic distribution of couplings g_{ab} entering the dynamical matrix is left unspecified. We indeed rely on the key outcome of the analysis of the one-dimensional setting, i.e., the exponential falloff of the probability of winning against the odds with distance n to the nearest favoured node (see (61)). For specificity, we assume a purely exponential decay law of the form

$$P_n = e^{-\mu n}. \quad (66)$$

The parameter μ increases with the attractiveness contrast $1 - q$, in a way which depends on the distribution of the couplings g_{ab} , as suggested by (62). The greater the attractiveness contrast, therefore, the less will be the likelihood of finding winners against the odds.

The central question we wish to address concerns the probability P_{win} that any given node (e.g., the origin O) wins against the odds, as a function of the model parameters ρ and μ . This

can be written as

$$P_{\text{win}} = \sum_{n \geq 1} f_n P_n, \quad (67)$$

where f_n is the distribution of the distance n of the origin O to the nearest favoured node. Note that the term $f_0 = \rho$ does not enter the sum in (67), since this corresponds to the current node being favoured, and therefore does not contribute to winners against the odds.

The distribution f_n is evaluated as follows. The number M_n of nodes situated at distance at most n from the origin O reads

$$\begin{aligned} M_n &= 1 + k + k(k-1) + \dots + k(k-1)^{n-1} \\ &= \frac{k(k-1)^n - 2}{k-2}. \end{aligned} \quad (68)$$

This result relies on the property that a random regular graph is locally treelike, so that cycles are rare, and therefore negligible. In other words, local properties of random regular graphs coincide with those of the infinite Cayley tree of degree k , also known as the Bethe lattice in the physics literature. The exponential growth law (68) of the number of nodes with distance is an expression of the fact that the fractal dimension of the network is formally infinite. The diameter n of a large network indeed grows logarithmically with its total mass M , as

$$n \approx \frac{\ln M}{\ln(k-1)}. \quad (69)$$

This is a manifestation of the so-called *small-world effect* [32, 33].

We now use the result (68) to evaluate the probability F_n that the distance between O and the nearest favoured node is larger than n . This is identical to the probability that all the M_n nodes in the first n shells around O are unfavoured, so that $F_n = (1 - \rho)^{M_n}$. The distribution that we seek to evaluate is then nothing but the difference

$$f_n = F_{n-1} - F_n \quad (n \geq 1), \quad (70)$$

i.e.,

$$f_n = (1 - \rho)^{M_{n-1}} \left(1 - (1 - \rho)^{k(k-1)^{n-1}} \right). \quad (71)$$

The probability of winning against the odds is now readily obtained by inserting (66) and (71) into (67).

An interesting scaling regime takes place when the density ρ of favoured nodes is small. There, the typical distance to the nearest favoured node is large. The distribution f_n is peaked around a well-defined mean distance, which grows logarithmically as

$$n^* \approx \frac{|\ln \rho|}{\ln(k-1)}, \quad (72)$$

with a bounded variance around this mean value. Two distinct regimes emerge, according to whether the sum entering (67) is dominated by the first few values of n or by $n \approx n^*$. These regimes are defined by comparing two inverse lengths, viz. μ , characterising the exponential decay law (66) of the winning probability P_n , and $\ln(k-1)$, characterising the exponential proliferation (68) of nodes around a given node.

- For $\mu > \ln(k-1)$, the distant-dependent probabilities P_n fall off fast enough that the sum in (67) is dominated by finite values of n , i.e., $n \ll n^*$. Winners against the odds are actually not too far from being likely winners, since the nearest favoured node is nearby. For small ρ , we have

$$f_n \approx k(k-1)^{n-1} \rho, \quad (73)$$

and therefore

$$\begin{aligned} P_{\text{win}} &\approx \sum_{n \geq 1} k(k-1)^{n-1} e^{-\mu n} \rho \\ &\approx \frac{k\rho}{e^\mu - (k-1)} \end{aligned} \quad (74)$$

starts increasing linearly in ρ .

- For $\mu < \ln(k-1)$, the distant-dependent probabilities P_n fall off slowly enough that the sum in (67) is dominated by $n \approx n^*$. Winners in this case are genuinely against the odds, since the nearest favoured node is quite distant. We have

$$P_{\text{win}} \sim P_{n^*} \sim \rho^\alpha, \quad (75)$$

where the growth exponent α depends linearly on μ , according to

$$\alpha = \frac{\mu}{\ln(k-1)}. \quad (76)$$

- In the borderline case where $\mu = \ln(k - 1)$, the summand

$$f_n P_n \approx \frac{k\rho}{k-1} \quad (77)$$

is nearly flat up to n^* . We thus obtain

$$P_{\text{win}} \approx \frac{k\rho |\ln \rho|}{(k-1) \ln(k-1)}. \quad (78)$$

We pause briefly to consider the significance of the parameter α (see (76)). A similar ratio characterised survivors in an earlier model of competitive dynamics on networks [25], where the probability of survival of a node depended on the ratio of its mass to its average degree distribution; the ‘heavier’ the node, and the less connected it was to others, the better its chances of survival. In the present case, the role of the mass in [25] is played by the the attractiveness contrast $(1 - q)$ (recall that $\mu \sim (1 - q)$), with the parameter $\ln(k - 1)$ representing the effect of the (constant) degree distribution. This analogy puts our work into a more general context: *the more attractive a grammar rule is, and the less connected it is to direct competitors, the more it is likely to persist.*⁵

Figure 8 shows plots of the probability P_{win} of winning against the odds against the density ρ of favoured nodes, for $k = 3$ and several values of the parameter μ (see legend). The initial rise of P_{win} at small ρ is faster than linear for the two upper curves ($\mu < \ln 2$) (see (75)) and linear for the two lower curves ($\mu > \ln 2$) (see (74)). The borderline case ($\mu = \ln 2$) (see (78)) is also shown (thick black curve). In the other limiting situation ($\rho \rightarrow 1$), only

$$f_1 = (1 - \rho)(1 - (1 - \rho)^k) \quad (79)$$

scales linearly with the difference $1 - \rho$, so that

$$P_{\text{win}} \approx e^{-\mu}(1 - \rho). \quad (80)$$

For any value of the parameter μ , the probability P_{win} vanishes both for $\rho \rightarrow 0$ and for $\rho \rightarrow 1$. This must clearly be the case: the complete absence of favoured sites will not cause winners against the odds to be generated at all, while if nearly all sites are favoured, winners will be very much with the odds, and not against them. We

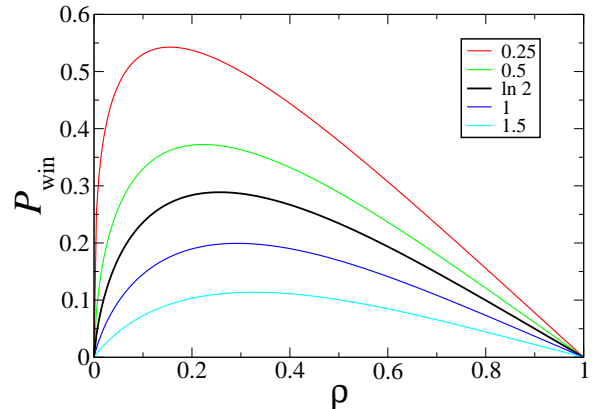


Fig. 8 Probability P_{win} of winning against the odds for a typical node of a random regular graph, against the density ρ of favoured nodes, for $k = 3$ and several values of μ (see legend).

notice also that P_{win} is overall larger for $\mu < \ln(k - 1)$ than for $\mu > \ln(k - 1)$. This ties up with the arguments we were making above: we would expect that winners would be more numerous when there are many unfavoured nodes under the umbrella, so to speak, of a favoured site (see (75)) than in the opposite situation (see (74)).

The plots in Figure 8 also clearly manifest the presence of an optimal density ρ^* of favoured nodes, where P_{win} reaches its maximal value P_{win}^* . Figure 9 shows a plot of this optimal density against μ for $k = 3$. At small μ , ρ^* starts growing linearly. At large μ , we have $P_{\text{win}} \approx e^{-\mu} f_1$ (see (79)), so that ρ^* saturates to the limiting value

$$\rho_\infty = 1 - (k + 1)^{-1/k}. \quad (81)$$

(The precise values of P_{win}^* are however less informative, as they depend on the assumed exact exponential form with unit amplitude (66) of P_n .) The interpretation of these plots is as follows: when μ is small, one does not need a high density of favoured sites to achieve P_{win}^* ; the unfavoured sites themselves are close enough to being winners. When, however, μ is large, we need a far higher density of favoured sites to have a sphere of influence strong enough to attain P_{win}^* . The optimal density ρ^* is therefore an increasing function of μ until it saturates to ρ_∞ .

It turns out that the overall dependence of P_{win} on the density ρ of favoured nodes is always rather accurately represented by the phenomenological formula

$$P_{\text{win}} \approx \rho^{\alpha_{\text{eff}}} - \rho. \quad (82)$$

⁵The important difference is that *all* survivors were considered in [25], whereas here only the subset of survivors against the odds is considered. The same reasoning though clearly applies to both.

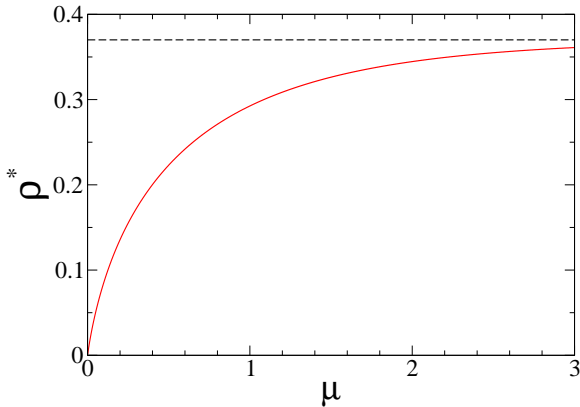


Fig. 9 Optimal density ρ^* of favoured nodes, such that the probability P_{win} is maximal, against the parameter μ for $k = 3$. Dashed horizontal line: limiting value $\rho_\infty = 1 - 4^{-1/3} \approx 0.370039$.

Figure 10 shows a plot of the effective exponent α_{eff} , obtained by means of a nonlinear fit, against μ for $k = 3$. This effective exponent (green curve) interpolates smoothly between the two exact growth exponents in the low-density scaling regime (red and blue lines).

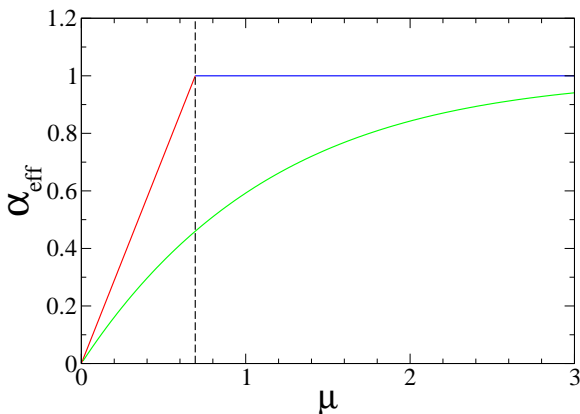


Fig. 10 Green curve: effective exponent α_{eff} entering the approximate formula (82), against μ for $k = 3$. Red line: exact growth exponent (76) for $\mu < \ln 2$. Blue horizontal line: exact unit exponent of the linear law (74) for $\mu > \ln 2$. Vertical dashed line: borderline value $\mu = \ln 2$.

We now summarise and interpret the above results. The linguistic map in a region of strong linguistic contact, alluded to at the beginning of this section, is constructed by embedding our model of competing grammar rules on a sparse

complex network, here chosen to be the Bethe lattice.⁶ The mechanisms of competition involve both linguistic contact between different languages and regularisation within a given language, which act against each other. Our analysis is based on an effective description, via analogies with Anderson localisation, of the eigenvector associated with the largest eigenvalue λ of the dynamical matrix \mathbf{M} on this lattice, and involves only its exponential decay with distance from the set of favoured nodes. We have discovered the existence of a low-density scaling regime, where irregular forms vastly outnumber regular ones and two kinds of unlikely winners emerge: the first correspond to grammatical forms which are linguistically close to a favoured regular form, while the second correspond to those which are linguistically rather distant from it.

These results provide a natural framework within which the emergence of ‘stuck’ can be explained. According to Ringe [12], the competing past participles of the verb ‘stick’ were ‘sticked’, ‘stuck’, ‘stoke’ and ‘stoked’, and the application of the tolerance principle, which takes a one-body view of the problem, did not predict the winner. In our formalism, *all these coexisting grammatical forms compete with each other in parallel in a dynamical model*. In the relevant dynamical regime, where irregular forms far outnumber the only ‘regular’ competitor ‘sticked’ (ρ small), the scenario of (75) applies, and a deeply irregular form such as ‘stuck’, linguistically very distant from the regular form ‘sticked’, emerges as a winner against the odds.

6 Discussion

We have, in the above, used statistical physics methodologies to model the evolution of grammatical rules. Starting with a very general approach, we have provided a useful way of classifying rules and exceptions in typical situations. A major result of this static approach is that exceptions are so called for a good reason: i.e., that they occur

⁶We mention for completeness that the present work has only little to do with the theory of Anderson localisation on the Bethe lattice [36], which plays a major role in recent work on many-body localisation (see e.g. [37–39]). There, the Bethe lattice arises as a template for the Fock space of a quantum many-body problem.

rarely, their number growing either logarithmically or as a subextensive power law in the number of items. Our work quantifies a well-known example from linguistics, viz. the paucity of verb groups in most world languages, by demonstrating that the birth of a new grammatical rule (or a new verb group) is a very rare event (see the logarithmic laws (8), (19), (39)). All of the above is in stark contrast to the high threshold predicted by the tolerance principle, which has a nearly extensive (i.e., nearly maximal) growth law for the number of allowed exceptions.

The dynamical models we have presented later in the paper have corroborated these insights; we have there focused on morphological issues in verb conjugation, and their evolution. The two main mechanisms we have included in our models are first, the conversion of forms from irregular to regular within a given language, and second, the influence of ‘neighbouring’ languages with which it is in prolonged contact. We have built up our models progressively, adding these ingredients one at a time to observe their full consequences. Our first dynamical model of Section 3 involves only the growth of the lexicon and of grammar rules in a single language in the first stage of its evolution. In Section 4, we have added a conversion mechanism, which describes the rather universal tendency towards regularisation observed by linguists [7]. Finally, in Section 5, we have completed the picture by adding linguistic change via prolonged contact between similar languages, and argued that this mechanism might well be responsible for the introduction of novel irregular forms into a given language.

We have strongly emphasised the appearance and persistence of winners or survivors against the odds in all our dynamical models of linguistic evolution; these unlikely winners are precisely the irregular linguistic forms which persist in the face of several competitors, irregular as well as regular. All the models we present include this essential ingredient of collective and simultaneous competition. In Sections 4 and 5, we have quantified the probability of occurrence of these winners against the odds, as a function of model parameters in a variety of situations. Finally, we have constructed a model linguistic map in Section 5.3 incorporating both intra-language regularisation and inter-language contact, and shown that forms which are linguistically very far from favoured can indeed

emerge, and persist; in particular, this scenario allows us to explain the unlikely persistence of the deeply irregular grammatical forms mentioned in [12]. It seems very likely that such persistence occurs when the influence of interlingual contact exceeds that of intralingual regularisation.

The quantitative proof of the above contention would entail the formulation by quantitative linguists of realistic network models of language neighbourhoods. These would require a full knowledge of linguistically appropriate distributions of conversion and contact interactions for closely linked language groups (see Section 5.3). Such distributions might, for example, be obtained from numerical experiments on the phylogenesis of selected grammatical forms (past participles in our case) in the languages concerned. It would be most interesting to see if our model predictions are verified, i.e., if, in the case where contact exceeds conversion, unlikely irregular forms survive.

In summary, the main conclusions of our work are as follows. First, attractive grammar rules survive best in the absence of strong competitors within or outside the language concerned; second, there is an optimal density of favoured rules which maximises the probability of less attractive rules winning *against the odds*; third, this optimal density decreases in proportion to the difference in attractiveness between favoured and unfavoured rules; and finally, despite overall tendencies towards regularisation, irregular forms may persist in a given language because of their strong similarities with sufficiently attractive forms in other, closely related, languages.

Acknowledgments

We acknowledge with thanks discussions and exchanges with Aurélie Elalouf, Guillaume Jacques and Mattis List, which introduced us to the rich fields of historical linguistics and contact linguistics. AM warmly thanks the Leverhulme Trust for the Visiting Professorship that funded part of this research, as well as the Faculty of Linguistics, Philosophy and Phonetics, Oxford and the Institut de Physique Théorique, Saclay, for their hospitality.

Author contribution statement

Both authors contributed equally to the present work, were equally involved in the preparation of the manuscript, and have read and approved the final manuscript.

Data availability statement

Data sharing not applicable to this article as no datasets were generated or analysed during the current study.

References

- [1] Bynon, T.: *Historical Linguistics*. Cambridge University Press, Cambridge (1977)
- [2] Thomason, S.G., Kaufman, T.: *Language Contact, Creolization and Genetic Linguistics*. University of California Press, Berkeley (1988)
- [3] Winford, D.: *An Introduction to Contact Linguistics*. Blackwell, Malden, MA (2003)
- [4] Blythe, R.A.: Colloquium: Hierarchy of scales in language dynamics. *Eur. Phys. J. B* **88**, 295 (2015)
- [5] Ross, M.D.: Contact-induced change and the comparative method: Cases from Papua New Guinea. In: Durie, M., Ross, M.D. (eds.) *The Comparative Method Reviewed*, pp. 180–218. Oxford University Press, Oxford (1996)
- [6] Warnow, T.: Mathematical approaches to comparative linguistics. *Proc. Natl. Acad. Sci. USA* **94**, 6585–6590 (1997)
- [7] Lieberman, E., Michel, J.B., Jackson, J., Tang, T., Nowak, M.A.: Quantifying the evolutionary dynamics of language. *Nature* **449**, 713–716 (2007)
- [8] Steiner, L., Stadler, P.F., Cysouw, M.: A pipeline for computational historical linguistics. *Language Dynamics and Change* **1**, 89–127 (2011)
- [9] Greenhill, S.J., Wu, C., Hua, X., Dunn, M., Levinson, S.C., Gray, R.D.: Evolutionary dynamics of language systems. *Proc. Natl. Acad. Sci. USA* **114**, 8822–8829 (2017)
- [10] Bhattacharya, T., Blasi, D., Croft, W., Cysouw, M., Hruschka, D., Maddieson, I., Muller, L., Retzlaff, N., Smith, E., Stadler, P.F., Starostin, G., Youn, H.: Studying language evolution in the age of big data. *J. Language Evol.* **3**, 94–129 (2018)
- [11] Jacques, G., List, J.M.: Save the trees: why we need tree models in linguistic reconstruction (and when we should apply them). *J. Historical Linguistics* **9**, 128–166 (2019)
- [12] Ringe, D., Yang, C.: The threshold of productivity and the ‘irregularization’ of verbs in Early Modern English. In: Los, B., Cowie, C., Honeybone, P., Trousdale, G. (eds.) *English Historical Linguistics: Change in Structure and Meaning. Papers from the XXth ICEHL*. John Benjamins, Amsterdam (1979)
- [13] Yang, C.: *The Price of Linguistic Productivity: How Children Learn to Break the Rules of Language*. MIT Press, Cambridge, MA (2016)
- [14] Solomon, R.: A brief history of the classification of the finite simple groups. *Bull. Amer. Math. Soc.* **38**, 315–352 (2001)
- [15] Barnett, V., Lewis, T.: *Outliers in Statistical Data*. Wiley, New York (1994)
- [16] Aggarwal, C.C.: *Outlier Analysis*. Springer, New York (2013)
- [17] Chomsky, N.: *Aspects of the Theory of Syntax*. MIT Press, Cambridge, MA (1965)
- [18] Barabasi, A.L., Albert, R.: Emergence of scaling in random networks. *Science* **286**, 509–512 (1999)
- [19] Barabasi, A.L., Albert, R., Jeong, H.: Scale-free characteristics of random networks: the topology of the world-wide web. *Physica A* **281**, 69–77 (2000)
- [20] Dorogovtsev, S.N., Mendes, J.F.F., Samukhin, A.N.: Structure of growing networks with preferential linking. *Phys. Rev. Lett.* **85**, 4633–4636 (2000)
- [21] Krapivsky, P.L., Rodgers, G.J., Redner, S.: Degree distributions of growing networks. *Phys. Rev. Lett.* **86**, 5401–5404 (2001)
- [22] Bianconi, G., Barabasi, A.L.: Competition

- and multiscaling in evolving networks. *Europhys. Lett.* **54**, 436–442 (2001)
- [23] Bianconi, G., Barabasi, A.L.: Bose-Einstein condensation in complex networks. *Phys. Rev. Lett.* **86**, 5632–5635 (2001)
- [24] Luck, J.M., Mehta, A.: A deterministic model of competitive cluster growth: glassy dynamics, metastability and pattern formation. *Eur. Phys. J. B* **44**, 79–92 (2005)
- [25] Luck, J.M., Mehta, A.: Universality in survivor distributions: characterizing the winners of competitive dynamics. *Phys. Rev. E* **92**, 052810 (2015)
- [26] Luck, J.M., Mehta, A.: How the fittest compete for leadership: a tale of tails. *Phys. Rev. E* **95**, 062306 (2017)
- [27] Luck, J.M., Mehta, A.: On the coexistence of competing languages. *Eur. Phys. J. B* **93**, 73 (2020)
- [28] Evers, F., Mirlin, A.D.: Anderson transitions. *Rev. Mod. Phys.* **80**, 1355–1417 (2008)
- [29] Lagendijk, A., van Tiggelen, B., Wiersma, D.S.: Fifty years of Anderson localization. *Physics Today* **62**, 24–29 (2009)
- [30] Abrahams, E. (ed.): 50 Years of Anderson Localization. World Scientific, Singapore (2010)
- [31] Texier, C.: Fluctuations of the product of random matrices and generalized Lyapunov exponent. *J. Stat. Phys.* **181**, 990–1051 (2020)
- [32] Latora, V., Nicosia, V., Russo, G.: *Complex Networks: Principles, Methods and Applications*. Cambridge University Press, Cambridge (2017)
- [33] Dorogovtsev, S.N., Mendes, J.F.F.: *The Nature of Complex Networks*. Oxford University Press, Oxford (2022)
- [34] Janson, S., Rucinski, A., Luczak, T.: *Random Graphs*. Wiley, New York (2000)
- [35] Bollobas, B.: *Random Graphs*, 2nd edn. Cambridge University Press, Cambridge (2001)
- [36] Mirlin, A.D., Fyodorov, Y.V.: Localization transition in the Anderson model on the Bethe lattice: Spontaneous symmetry breaking and correlation functions. *Nucl. Phys. B* **366**, 507–532 (1991)
- [37] De Luca, A., Altshuler, B.L., Kravtsov, V.E., Scardicchio, A.: Anderson localization on the Bethe lattice: Nonergodicity of extended states. *Phys. Rev. Lett.* **113**, 046806 (2014)
- [38] Kravtsov, V.E., Altshuler, B.L., Ioffe, L.B.: Non-ergodic delocalized phase in Anderson model on Bethe lattice and regular graph. *Ann. Phys.* **389**, 148–191 (2018)
- [39] Tikhonov, K.S., Mirlin, A.D.: From Anderson localization on random regular graphs to many-body localization. *Ann. Phys.* **435**, 168525 (2021)