

Adapting to Continuous Covariate Shift via Online Density Ratio Estimation

Yu-Jie Zhang¹, Zhen-Yu Zhang², Peng Zhao², Masashi Sugiyama^{3,1}

¹ The University of Tokyo, Chiba, Japan

² National Key Laboratory for Novel Software Technology,
Nanjing University, Nanjing, China

³ RIKEN AIP, Tokyo, Japan

Abstract

Dealing with distribution shifts is one of the central challenges for modern machine learning. One fundamental situation is the *covariate shift*, where the input distributions of data change from training to testing stages while the input-conditional output distribution remains unchanged. In this paper, we initiate the study of a more challenging scenario — *continuous covariate shift* — in which the test data appear sequentially, and their distributions can shift continuously. Our goal is to adaptively train the predictor such that its prediction risk accumulated over time can be minimized. Starting with the importance-weighted learning, we show the method works effectively if the time-varying density ratios of test and train inputs can be accurately estimated. However, existing density ratio estimation methods would fail due to data scarcity at each time step. To this end, we propose an online method that can appropriately reuse historical information. Our density ratio estimation method is proven to perform well by enjoying a dynamic regret bound, which finally leads to an excess risk guarantee for the predictor. Empirical results also validate the effectiveness.

1 Introduction

How to deal with distribution shifts is one of the central challenges for modern machine learning [Quinero-Candela et al., 2008, Bengio et al., 2021], which is also the key requirement of robust artificial intelligence in open and dynamic environments [Dietterich, 2017, Zhou, 2022]. *Covariate shift* is a representative problem setup and has attracted much attention [Shimodaira, 2000, Sugiyama and Kawanabe, 2012], where the input density $\mathcal{D}(\mathbf{x})$ varies from the training data to the test data but their input-conditional output $\mathcal{D}(y | \mathbf{x})$ remains unchanged. On the one hand, covariate shift serves as a foundational setup for theoretically understanding general distribution shifts [Kpotufe and Martinet, 2021], and on the other hand, it can encompass many real-world tasks such as brain-computer interface [Li et al., 2010], speaker identification [Yamada et al., 2010] and audio processing [Hassan et al., 2013].

Existing works of coping with covariate shift mainly focused on the “one-step” adaptation, where the learner aims to train a model well-performed on a *fixed* testing distribution. To mitigate the distribution discrepancy, a common and classic solution is the importance-weighting framework [Sugiyama and Kawanabe, 2012], where one assigns an appropriate importance weight

*Correspondence: Yu-Jie Zhang <yujie.zhang@ms.k.u-tokyo.ac.jp> and Peng Zhao <zhaop@lamda.nju.edu.cn>

to each labeled training sample and then conducts weighted empirical risk minimization. The importance weight, also known as the density ratio of test and training inputs, usually needs to be estimated via a reasonable amount of unlabeled data sampled from the testing distribution [Huang et al., 2006, Sugiyama et al., 2012b]. However, the one-step adaptation can be insufficient in many real-world covariate shift scenarios, especially when data are accumulated in an online fashion such that testing environments *continuously shift* and only *a few unlabeled samples* are observed at each time. For instance, in the speaker identification task, the speech features vary over time due to session dependent variation, the recording environment change, and physical conditions and emotions of the speakers [Yamada et al., 2010]. We usually hope to perform a prompt adaptation to the changes.

Motivated by such demands, we initiate the study of *continuous covariate shift*, where the learner’s goal is to adaptively update the model to minimize the risk accumulated over time (see the formal definition in Section 3). To achieve this goal, we propose the ACCOUS approach (Adapt to Continuous Covariate shift with Unabeled Stream) equipped with sound theoretical guarantees. Our approach is based on the classic importance-weighting framework yet requires innovations to make it applicable to the continuous shift scenario. Indeed, we identify that the importance-weighting works effectively if the cumulative estimation error of the time-varying density ratios of train and test inputs can be minimized. However, at each time step, a direct application of one-step density ratio estimation would lead to a high variance due to data scarcity; whereas reusing all previous data can be highly biased when testing distributions change dramatically. Thus, it is crucial to design an accurate estimation of *time-varying* test-train density ratios by appropriately reusing historical information.

To combat the difficulty, we propose a generic reduction of the density ratio estimation problem to the online convex optimization [Hazan, 2016]: one can immediately obtain high-quality time-varying density ratios by a suitable online process to optimize its *dynamic regret* over a certain sequence of loss functions. Our reduction is based on the Bregman divergence density ratio matching framework [Sugiyama et al., 2012a] and applicable to various existing density ratio estimation models with specific configurations of the divergence functions. To minimize the dynamic regret, our key algorithmic ingredient of this online optimization is the *online ensemble* structure [Zhang et al., 2018a, Zhao et al., 2020b], where a group of base-learners is maintained to perform density ratio estimation with different lengths of historical data, and a meta-algorithm is employed to combine the predictions. As such, we can properly reuse historical information without knowing the cumulative intensity of the covariate shift. We further instantiate the reduction framework with the logistic regression model [Bickel et al., 2009]. Letting $V_T = \sum_{t=2}^T \|\mathcal{D}_t(\mathbf{x}) - \mathcal{D}_{t-1}(\mathbf{x})\|_1$, we prove an $\tilde{O}(T^{1/3}V_T^{2/3})$ dynamic regret bound for the density ratio estimator, which finally leads to an $\tilde{O}(T^{2/3}V_T^{1/3})$ cumulative excess risk of the predictor trained by importance-weighting learning. The rate can hardly be improved even if one receives labels of the testing stream after prediction (see more elaborations below Theorem 3 and Appendix C.5). Finally, we conduct experiments to evaluate our approach, and the empirical results validate the theoretical findings.

Technical Contributions. We note that online ensemble was also employed by Bai et al. [2022] to handle continuous *label shift*, another typical distribution shift assuming the change happens on the class prior $\mathcal{D}_t(y)$. However, their method crucially relies on the *unbiasedness* of weights in the risk estimator, whereas density ratio estimators for covariate shift adaptation cannot satisfy the condition in general. Instead of pursuing unbiasedness, we delicately design an online optimization process to learn the density ratio estimator, which is versatile to be

implemented with various models. Our methodology is very general and might be of broader use, such as relaxing the unbiasedness requirement in the continuous label shift. **Besides**, the $\tilde{O}(T^{1/3}V_T^{2/3})$ dynamic regret bound for the logistic regression density ratio estimator is obtained non-trivially. Our bound essentially holds for online learning with exp-concave functions under noisy feedback. The only one achieving this [Baby and Wang, 2021] holds in expectation and requires *complicated* analysis on the Karush-Kuhn-Tucker (KKT) condition [Boyd et al., 2004] of comparators. By contrast, our bound holds in high probability, and the analysis is greatly *simplified* by virtue of exploiting the structure of comparators in our problem that they are essentially the minimizers of expected functions (hence without analyzing the KKT condition).

Organization. Section 2 introduces the preliminaries and related work. Then, we present our main results in Section 3 and Section 4, where Section 3 introduces the generic reduction of density ratio estimation problem and Section 4 instantiates it with the logistic model. Section 5 reports the experiment results, followed by the conclusion in Section 6. All the proofs and omitted details are provided in the appendix.

2 Preliminaries and Related Work

This section introduces the preliminaries and related work. We first focus on the covariate shift adaptation problem and then introduce the related work on non-stationary online learning.

2.1 Covariate Shift Adaptation

We start this section by recapitulating the “one-step” covariate shift problem [Sugiyama and Kawanabe, 2012], where the learner aims to adapt her model from an initial training density $\mathcal{D}_0(\mathbf{x}, y)$ to a testing density $\mathcal{D}_1(\mathbf{x}, y)$ under the covariate shift condition. More specifically, the goal of the learner is to train a model to minimize the testing risk

$$R_1(\mathbf{w}) = \mathbb{E}_{(\mathbf{x}, y) \sim \mathcal{D}_1(\mathbf{x}, y)}[\ell(\mathbf{w}^\top \mathbf{x}, y)], \quad (1)$$

with labeled dataset S_0 sampled from $\mathcal{D}_0(\mathbf{x}, y)$ and unlabeled dataset S_1 sampled from $\mathcal{D}_1(\mathbf{x})$. We call this one-step adaptation since the testing distribution is *fixed* and a reasonable amount of unlabeled data S_1 can be collected.

Importance Weighted ERM. A classic solution for one-step covariate shift is importance-weighted empirical risk minimization (IWERM), which mitigates the distribution shift by minimizing the weighted empirical risk

$$\tilde{R}_1(\mathbf{w}) = \mathbb{E}_{(\mathbf{x}, y) \sim S_0}[r_1^*(\mathbf{x})\ell(\mathbf{w}^\top \mathbf{x}, y)], \quad (2)$$

where $r_1^*(\mathbf{x}) = \mathcal{D}_1(\mathbf{x})/\mathcal{D}_0(\mathbf{x})$ is the importance weight defined as the ratio of the testing and training density. The empirical risk $\tilde{R}_1(\mathbf{w})$ is an unbiased estimator of $R_1(\mathbf{w})$ and thus the learned model is consistent over the testing distribution [Shimodaira, 2000]. However, when the number of the training data $|S_0|$ is small, IWERM would suffer from a high variance, and consequently “flattered” versions of IWERM are proposed to control the variance [Shimodaira, 2000, Yamada et al., 2013], where the importance weight in (2) was replaced by $(r_1^*)^\gamma$ and $r_1^*/((1 - \alpha)r_1^* + \alpha)$, respectively. The flattering parameters $\gamma \in [0, 1]$ and $\alpha \in [0, 1]$ control the trade-off between the bias and variance and can be selected via the importance-weighted cross validation [Sugiyama et al., 2007]. Later, Wen et al. [2014] studied IWERM with a misspecified model class and Fang et al. [2020] extended it to a deep neural network implementation.

Density Ratio Estimation. The importance estimation problem is also known as the density ratio estimation (DRE) [Sugiyama et al., 2012b], which aims to estimate the density ratio $r_1^*(\mathbf{x})$ with the empirical observations S_0 and S_1 . Over the decades, various DRE methods were proposed, including kernel mean matching (KMM) [Huang et al., 2006, Gretton et al., 2009, Yu and Szepesvári, 2012], probabilistic classification based methods [Bickel et al., 2009, Sugiyama, 2010], density-matching by KL divergence (KLIEP) [Sugiyama et al., 2008, Nguyen et al., 2010] and direct density ratio fitting methods (LSIF and uLSIF) [Kanamori et al., 2009, 2012]. Later, Sugiyama et al. [2012a] proposed a general DRE framework based on the notion of the Bregman divergence, which recovers various previous methods with the different choices of divergence functions. Recently, the framework was implemented with the deep neural network via a non-negative formulation [Kato and Teshima, 2021]. Note that all those methods focused on the one-step adaptation, and it is challenging to extend them to the continuous shift, given that the unlabeled data available at each time step are limited.

Other Related Work on Covariate Shift. Aside from the IWERM, there are also other methods for the covariate shift adaptation, e.g., by learning an invariant representation [Ganin et al., 2016], by jointly optimizing the predictor and the density ratio function [Zhang et al., 2020b], and by solving a minimax linear estimator for linear regression [Lei et al., 2021], etc. Again, they focus on the one-step adaptation, and how to extend them to the continuous shift scenario is an interesting and challenging future direction. Moreover, Jang et al. [2022] studied the problem of distribution change detection in the continuous covariate shift setting, but it is still unclear how to adaptively update the model. Their method can only perform the detection with a predefined granularity, whereas our method can promptly update the model at each round.

2.2 Non-stationary Online Learning

Online convex optimization (OCO) [Hazan, 2016] is a powerful paradigm to handle sequential prediction problems. To adapt to the continuously shifting environments, we exploit the online ensemble technique [Zhang et al., 2018a, Zhao et al., 2020b] developed in non-stationary online learning literature to hedge the uncertainty. In this part, we will introduce the related works and discuss the difference between our algorithm and the previous work.

Specifically, OCO paradigm considers a T -round game between a learner and the environment. At every round t , the learner makes a prediction $\theta_t \in \Theta$, and, at the same time, the environments reveal the loss function $L_t : \Theta \rightarrow \mathbb{R}$. Then, the learner suffers from the loss $L_t(\theta_t)$ and observes certain information about L_t to update the model for the next iteration. A classical performance measure for OCO framework in non-stationary environments is the dynamic regret,

$$\text{Reg}_T^d(\{\tilde{L}_t, \theta_t^*\}_{t=1}^T) = \sum_{t=1}^T L_t(\theta_t) - \sum_{t=1}^T L_t(\theta_t^*), \quad (3)$$

which compares the learner’s prediction with the function minimizer θ_t^* at every iteration. Over the decades, a variety of online learning algorithms have been proposed to optimize this dynamic regret measure [Zinkevich, 2003, György and Szepesvári, 2016, Hall and Willett, 2013, Besbes et al., 2015, Jadbabaie et al., 2015, György and Szepesvári, 2016, Wei et al., 2016, Yang et al., 2016, Zhang et al., 2018b, Zhao et al., 2020a, Zhang et al., 2020c, Baby and Wang, 2020, Zhao and Zhang, 2021, Wei and Luo, 2021, Luo et al., 2022] under different kinds of feedback information and non-stationarity measures of environments.

Worst-case Dynamic Regret. Many works focus on the full information setting [Jadbabaie et al., 2015, Yang et al., 2016, Mokhtari et al., 2016, Zhang et al., 2018b, Zhao and Zhang, 2021], where the learner can observe the loss functions entirely. We call the dynamic regret in such a case as “worse-case” dynamic regret in the sense that the comparator θ_t^* is exactly the minimizer of the observed function L_t . According to different complexity measures for quantifying the environmental non-stationarity, there are two lines of results. The first is the path length of comparators $V_T^\theta = \sum_{t=2}^T \|\theta_t^* - \theta_{t-1}^*\|_2$ measuring the variation of the function minimizers; and the second one is the variation of the function values $V_T^L = \sum_{t=2}^T \max_{\theta \in \Theta} |L_t(\theta) - L_{t-1}(\theta)|$. For the full information setting, the prior art [Zhao and Zhang, 2021] showed that a simple greedy strategy can already be already well-behaved and achieves an $\mathcal{O}(\min\{V_T^\theta, V_T^L\})$ dynamic regret bound that minimizes the two kinds of non-stationarity measure simultaneously.

Universal Dynamic Regret. Competing to the sequences of observed functions’ minimizers can be sometimes too pessimistic for the online optimizing, which may lead to a severe overfitting. A more appropriate performance measure is the universal dynamic regret [Zinkevich, 2003], which has drawn more and more attention in recent years. Universal dynamic regret compares the learner’s prediction with an *arbitrary* comparator sequence $\{\nu_t\}_{t=1}^T$,

$$\mathbf{Reg}_T^d(\{\tilde{L}_t, \nu_t\}_{t=1}^T) = \sum_{t=1}^T L_t(\theta_t) - \sum_{t=1}^T L_t(\nu_t). \quad (4)$$

Let $V_T^\nu = \sum_{t=1}^T \|\nu_t - \nu_{t-1}\|_2$ be the path length of the comparator sequence $\{\nu_t\}_{t=1}^T$. Zinkevich [2003] showed that the online gradient descent algorithm achieves an $\mathcal{O}((1 + V_T^\nu)\sqrt{T})$ universal dynamic regret bound for convex function, whereas there is still a gap to the $\Omega(\sqrt{T(1 + V_T^\nu)})$ lower bound established by Zhang et al. [2018a], who further proposed an algorithm attaining an $\mathcal{O}(\sqrt{T(1 + V_T^\nu)})$ dynamic regret bound and thus closed the gap. Their key algorithmic ingredient is the online ensemble structure [Zhou, 2012], which hedges the non-stationarity of the environments by employing a meta-learner to ensemble the predictions from a group of base-learners. When, the loss function is convex and smooth, the $\mathcal{O}(\sqrt{T(1 + V_T^\nu)})$ can be improved to $\mathcal{O}(\sqrt{(1 + \min\{F_T, G_T\} + V_T^\nu)(1 + V_T^\nu)})$ [Zhao et al., 2020b, 2021b], where $F_T = \sum_{t=1}^T L_t(\nu_t)$ and $G_T = \sum_{t=2}^T \max_{\theta \in \Theta} \|\nabla L_t(\theta) - \nabla L_{t-1}(\theta)\|_2^2$ are two problem-dependent quantities capturing different kinds of easiness of the environments. For the exp-concave and smooth functions, Baby and Wang [2021] showed an $\mathcal{O}(T^{1/3}(V_T^\nu)^{2/3})$ universal dynamic regret by an improper algorithm (i.e., the output decisions can be slightly out of the feasible domain, while comparators have to locate in the domain), which is proven to be minimax optimal for exp-concave functions. More results for universal dynamic regret have been obtained in bandit convex optimization [Zhao et al., 2021a], OCO with memory [Zhao et al., 2022b, Zhang et al., 2021], Markov decision process [Zhao et al., 2022a], and many other problems [Cutkosky, 2020, Zhang et al., 2022, Baby and Wang, 2022, Zhao et al., 2022c, Bai et al., 2022, Zhang et al., 2023]. Note that the worst-case dynamic regret (3) is clearly a special case of the universal dynamic regret defined in (4), so a universal dynamic regret upper bound directly implies an upper bound for the worst-case dynamic regret, by substituting comparators $\{\nu_t\}_{t=1}^T$ as functions’ minimizers $\{\theta_t^*\}_{t=1}^T$. This method yields a path-length type bound. Furthermore, we mention that it is also possible to obtain a function-variation type worst-case dynamic regret bound from the universal dynamic regret guarantee, which is revealed in Zhang et al. [2020c, Appendix A.2].

An Intermediate Dynamic Regret. There is also an intermediate case between the worst-case and universal dynamic regret. We refer to it the “intermediate” dynamic regret in this paper. In this intermediate case, the online learner still aims to optimize the worst-case dynamic regret of the loss function $L_t(\theta)$, but she can only observe a *noisy* feedback $\hat{L}_t(\theta)$ at each iteration. Since the comparator $\theta_t^* = \arg \min_{\theta \in \Theta} L_t(\theta)$ is not the minimizer of the observed loss $\hat{L}_t(\theta)$, such a kind of problem is more challenging than the worst-case dynamic regret minimization problem given the uncertainty of the comparator sequence. [Besbes et al. \[2015\]](#) showed a restarted online gradient descent algorithm can achieve an $\mathcal{O}(T^{1/3}(V_T^L)^{2/3})$ dynamic regret bound for convex function and an $\mathcal{O}(\sqrt{TV_T^L})$ bound for strongly convex function under the noisy feedback. However, their algorithm requires the knowledge of the non-stationarity measure $V_T^L = \sum_{t=2}^T \max_{\theta \in \Theta} |L_t(\theta) - L_{t-1}(\theta)|$ defined over L_t , which is generally unknown. [Baby and Wang \[2019\]](#) showed that an $\mathcal{O}(T^{1/3}(V_T^\theta)^{2/3})$ bound is achievable with the noisy feedback when L_t is a one-dimensional squared loss. The proposed method is based on the denoising technique and are free from the knowledge of V_T^θ . Evidently, this intermediate dynamic regret is still a feasible realization of the universal dynamic regret, so one can achieve the intermediate dynamic regret bound by the universal dynamic regret. However, this reduction will only provide an expected guarantee. More detailed discussions are provided below.

Comparison of Our Results and Earlier Works. Our $\text{Reg}_T^d(\{\tilde{L}_t, \theta_t^*\}_{t=1}^T) \leq \mathcal{O}(T^{1/3}(V_T^\theta)^{2/3})$ high-probability dynamic regret bound for logistic regression (Theorem 2) falls into the intermediate case, where we aim to minimize the worst-case dynamic regret bound in terms of L_t with noisy feedback. The closest related work is by [Baby and Wang \[2021\]](#), who also exploited an online ensemble structure and achieved a universal dynamic regret in the form of $\text{Reg}_T^d(\{\tilde{L}_t, \nu_t\}_{t=1}^T) \leq \mathcal{O}(T^{1/3}(V_T^\nu)^{2/3})$ universal dynamic regret by taking \hat{L}_t as the input. Further choosing $\nu_t = \theta_t^*$ and taking the expectation over S_t for each round, their result implies an expectation bound $\mathbb{E}[\text{Reg}_T^d] \leq \mathcal{O}(T^{1/3}(V_T^\theta)^{2/3})$. One main advantage of our result is that the bound holds with high probability. To achieve the high-probability bound, we twist the meta-learner from Hedge [[Freund and Schapire, 1997](#)] to Adapt-ML-Prod [[Gaillard et al., 2014](#)], which helps control the generalization error between \tilde{L}_t and \hat{L}_t with the negative term introduced by the exp-concavity of the loss function. Besides, similar to [Baby and Wang \[2021\]](#), our analysis crucially relies on providing a squared formulation of the dynamic regret $\mathcal{O}(\max\{1, |I|(V_T^\theta)^2\})$ on each interval I . However, to obtain such a result, [Baby and Wang \[2021\]](#) crucially rely on a complicated analysis on the KKT condition to depict the structure of comparators. We greatly simplify the analysis by exploiting the fact that in our case the comparator θ_t^* is actually the minimizer of expected functions L_t , hence avoiding analyzing KKT condition. Our analysis is applicable to the case when the minimizers lie in the interior of the feasible domain and require the smoothness of the online functions only (which does not rely on the particular properties of logistic loss). This result might be of independent interest in other online learning studies.

3 Adapting to Continuous Covariate Shift

In this section, we formulate the problem setup of continuous covariate shift and then introduce our approach based on the IWERM framework and online density ratio estimation.

3.1 Problem Setup

There are two stages in continuous covariate shift. The first one is the *offline initialization stage*, where the learner can collect a large number of label data $S_0 = \{\mathbf{x}_n, y_n\}_{n=1}^{N_0}$ from the

initial distribution \mathcal{D}_0 . Then, we come to the *online adaptation stage*, where the testing data arrive sequentially, and the underlying distributions can continuously shift over time. Consider a T -round online adaptation. At each round $t \in [T]$, the learner will receive an unlabeled dataset $S_t = \{\mathbf{x}_n\}_{n=1}^{N_t}$ sampled from the distribution \mathcal{D}_t . The goal is to learn a sequence of models $\{\hat{\mathbf{w}}_t\}_{t=1}^T$ that can perform well over the entire time horizon, whose performance is measured by the cumulative excess risk defined as

$$\mathfrak{R}_T(\{\hat{\mathbf{w}}_t\}_{t=1}^T) \triangleq \sum_{t=1}^T R_t(\hat{\mathbf{w}}_t) - \sum_{t=1}^T R_t(\mathbf{w}_t^*), \quad (5)$$

where $R_t(\mathbf{w}) = \mathbb{E}_{(\mathbf{x}, y) \sim \mathcal{D}_t}[\ell(\mathbf{w}^\top \mathbf{x}, y)]$ is the expected risk evaluated over the distribution \mathcal{D}_t and $\mathbf{w}_t^* \in \arg \min_{\mathbf{w} \in \mathcal{W}} R_t(\mathbf{w})$ is the optimal model in the hypothesis space at each round. The following condition holds in continuous covariate shift.

Assumption 1 (Continuous Covariate Shift). For all $\mathbf{x} \in \mathcal{X}$ in the feature space, $y \in \mathcal{Y}$ in the label space, and $t \in [T]$,

$$\mathcal{D}_t(y | \mathbf{x}) = \mathcal{D}_0(y | x) \quad \text{and} \quad r_t^*(\mathbf{x}) = \frac{\mathcal{D}_t(\mathbf{x})}{\mathcal{D}_0(\mathbf{x})} \leq B < \infty.$$

We end this part by listing several common notations used throughout the paper. We denote by $R = \max_{\mathbf{x} \in \mathcal{X}} \|\mathbf{x}\|_2$ the maximum norm of the input and by $D = \max_{\mathbf{w}_1, \mathbf{w}_2 \in \mathcal{W}} \|\mathbf{w}_1 - \mathbf{w}_2\|_2$ the diameter of the hypothesis space $\mathcal{W} \subseteq \mathbb{R}^d$. The constant $G = \max_{\mathbf{x} \in \mathcal{X}, y \in \mathcal{Y}, \mathbf{w} \in \mathcal{W}} \|\nabla \ell(\mathbf{w}^\top \mathbf{x}, y)\|_2$ is the maximum gradient norm and $L = \max_{\mathbf{x} \in \mathcal{X}, y \in \mathcal{Y}, \mathbf{w} \in \mathcal{W}} |\ell(\mathbf{w}^\top \mathbf{x}, y)|$ is the upper bound of the loss values. We use the $\tilde{\mathcal{O}}(\cdot)$ -notation to hide dependence on logarithmic factors of T .

3.2 Importance Weighted ERM for Continuous Shift

Our approach is based on the importance-weighted learning. Let $\hat{r}_t(\mathbf{x})$ be an estimation of the true density ratio $r_t^*(\mathbf{x})$ at time $t \in [T]$. Then, importance-weighted ERM optimizes

$$\hat{\mathbf{w}}_t = \arg \min_{\mathbf{w} \in \mathcal{W}} \mathbb{E}_{\mathbf{x} \sim S_0} [\hat{r}_t(\mathbf{x}) \ell(\mathbf{w}^\top \mathbf{x}, y)]. \quad (6)$$

The following lemma demonstrates that the cumulative risk crucially relies on the quality of the density ratio estimation for the continuous covariate shift.

Proposition 1. For any $\delta > 0$, with probability at least $1 - \delta$ over the drawn of S_0 , IWERM in (6) with any density ratio function $\hat{r}_t(\mathbf{x})$ ensures

$$\mathfrak{R}_T(\{\hat{\mathbf{w}}_t\}_{t=1}^T) \leq \frac{BT \cdot C_T(\delta)}{\sqrt{N_0}} + 2L \sum_{t=1}^T \mathbb{E}_{\mathbf{x} \sim S_0} [|\hat{r}_t(\mathbf{x}) - r_t^*(\mathbf{x})|], \quad (7)$$

where $C_T(\delta) = 2GDR + 5L\sqrt{2\ln(8T/\delta)} = \mathcal{O}(\log T)$.

In (7), the first term is of order $\mathcal{O}(T \log T / \sqrt{N_0})$, which measures the *generalization gap* of the predictor since it is trained over the empirical data S_0 instead of \mathcal{D}_0 . The rate is tight up to a logarithmic factor in T . Indeed, considering a stationary environment (i.e., $\mathcal{D}_t(\mathbf{x}, y) = \mathcal{D}_1(\mathbf{x}, y)$) and an exact density ratio estimation (i.e., $\hat{r}_t(\mathbf{x}) = r_t^*(\mathbf{x})$), Proposition 1 indicates that the averaged model $\bar{\mathbf{w}}_T = (\sum_{t=1}^T \hat{\mathbf{w}}_t)/T$ enjoys an excess risk bound of $R_1(\bar{\mathbf{w}}_T) - R_1(\mathbf{w}_1^*) \leq \mathcal{O}(\log T / \sqrt{N_0})$, hence matching the lower bound [Cortes et al., 2010] up to an $\mathcal{O}(\log T)$ factor.

Moreover, the second term of (7) measures the *quality of estimated importance weights*. For the continuous covariate shift, a quick solution is to estimate \hat{r}_t with the initial dataset S_0 and the dataset S_t collected at time t via existing DRE methods. However, this only works when sufficient many data are collected at each time step t , which is often not the case in the streaming scenario. Indeed, in the continuous covariate shift, such an estimation will suffer from large errors due to data scarcity. For example, the LSIF density ratio estimation incurs an $\mathcal{O}\left(\min\{|S_0|, |S_t|\}^{-1/(2+\gamma)}\right)$ estimation error with a certain $\gamma \in (0, 2)$ [Kanamori et al., 2012]. Thus, when $|S_t|$ is small, this method yields a constant estimation error at each round, resulting in the cumulative excess risk *linear in T* .

As a result, it is crucial to appropriately reuse historical information to help online density ratio estimation. The fundamental challenge comes from the *unknown non-stationarity* exhibited in the online environments — how to select a right amount of historical data to reuse? Intuitively, we may prefer to reuse all historical data to decrease the error of online density ratio estimation. However, earlier data can be useless or even harmful when distribution shift occurs frequently. Furthermore, even if we could capture a roughly stationary period, it remains unclear how to efficiently update the learning model and density ratio estimator in an *online* manner. To the best of our knowledge, online density ratio estimation is underexplored in the literature, even for the stationary testing distribution, not to mention the more challenging non-stationary setup.

Remark 1. We remark that Shimodaira [2000], Yamada et al. [2013] showed that, despite the IWERM is consistent over the testing distribution with infinite samples, it would have high variance in the finite sample case, especially when the number of the initial data $|S_0|$ is limited. This tendency is captured by the constant B in our bound since the density ratio could be potentially large. Shimodaira [2000], Yamada et al. [2013] proposed to control the variance by learning with a “flattered” but biased density ratio $g(\hat{r}_t(\mathbf{x}))$, where the function g can be chosen as $g(z) = z^\gamma$ or $g(z) = z/(\alpha + (1 - \alpha)z)$ with certain flattering parameters $\gamma, \alpha \in (0, 1)$. Our framework can also be extended to learn with the flattered IWERM. More detailed discussions are provided in Appendix B.2. \triangle

3.3 Online Density Ratio Estimation

To combat the difficulty mentioned in Section 3.2, we propose a generic reduction of online density ratio estimation to *dynamic regret minimization* that ensures the online algorithm is capable of tracking the non-stationarity.

Bregman Divergence Density Ratio Matching. Bregman divergence density ratio matching [Sugiyama et al., 2012a] is a general framework for DRE that unifies various models developed in one-step covariate shift. Specifically, let $\psi : \text{dom } \psi \rightarrow \mathbb{R}$ be a differentiable and strictly convex function, The Bregman divergence measures distance (discrepancy) between two points $\mathcal{B}_\psi(a||b) \triangleq \psi(a) - \psi(b) - \partial\psi(b)(a - b)$, where $\partial\psi$ is the derivative of ψ .

Then, we measure the discrepancy between true density ratio r_t^* and any density ratio estimator r by the expected Bregman divergence over $\mathcal{D}_0(\mathbf{x})$, that is,

$$\text{EB}_\psi(r_t^*||r) = \mathbb{E}_{\mathbf{x} \sim \mathcal{D}_0(\mathbf{x})} [\mathcal{B}_\psi(r_t^*(\mathbf{x})||r(\mathbf{x}))]. \quad (8)$$

A direct calculation shows $\text{EB}_\psi(r_t^*||r) = L_t^\psi(r) - L_t^\psi(r_t^*)$, where the loss function is defined as

$$L_t^\psi(r) = \mathbb{E}_{\mathbf{x} \sim \mathcal{D}_0(\mathbf{x})} [\partial\psi(r(\mathbf{x}))r(\mathbf{x}) - \psi(r(\mathbf{x}))] - \mathbb{E}_{\mathbf{x} \sim \mathcal{D}_t(\mathbf{x})} [\partial\psi(r(\mathbf{x}))]. \quad (9)$$

So we can train the density ratio estimator by minimizing L_t^ψ within a certain function class \mathcal{H} . When \mathcal{H} is the set of all measurable functions, we have $r_t^* \in \arg \min_{r \in \mathcal{H}} L_t^\psi(r)$.

The Bregman divergence-based density ratio matching framework takes various DRE methods as special cases. For instance, choosing the divergence function as $\psi_{\text{LS}}(t) = (t-1)^2/2$ yields LSIF [Kanamori et al., 2009] and KMM [Gretton et al., 2009]; choosing $\psi_{\text{LR}}(t) = t \log t - (t+1) \log(t+1)$ leads to the logistic regression method [Bickel et al., 2009]; and one can also recover the KLEP method [Sugiyama et al., 2008] with $\psi_{\text{KL}}(t) = t \log t - t$.

Online DRE via Dynamic Regret Minimization. The Bregman divergence-based framework suggests training the density ratio estimator \hat{r}_t by minimizing the gap $L_t^\psi(\hat{r}_t) - L_t^\psi(r_t^*)$ at round $t \in [T]$. Thus, we can use the cumulative loss gap as the performance measure of online DRE, that is, $\sum_{t=1}^T L_t^\psi(\hat{r}_t) - \sum_{t=1}^T L_t^\psi(r_t^*)$. We show that actually it can serve as an upper bound of the cumulative expected estimation error of density ratio estimators.

Proposition 2. *Let ψ be a μ -strongly convex function, for any density ratio estimator sequence $\{\hat{r}_t\}_{t=1}^T$, the cumulative estimation error is bounded by*

$$\sum_{t=1}^T \mathbb{E}_{\mathbf{x} \sim \mathcal{D}_0} [|\hat{r}_t(\mathbf{x}) - r_t^*(\mathbf{x})|] \leq \sqrt{\frac{2T}{\mu} \left(\sum_{t=1}^T L_t^\psi(\hat{r}_t) - \sum_{t=1}^T L_t^\psi(r_t^*) \right)}.$$

Proposition 2 indicates that it suffices to optimize the cumulative loss gap to perform online density ratio estimation. Notice that the measure quantifies the performance difference between the online algorithm (that yields the estimated ratio sequence $\{\hat{r}_t\}_{t=1}^T$) and a sequence of *time-varying* comparators (the true ratio sequence $\{r_t^*\}_{t=1}^T$). This is exactly the *dynamic regret* in online learning literature [Zinkevich, 2003, Besbes et al., 2015]. As such, we have reduced the online density ratio estimation to a problem of dynamic regret minimization over loss functions $\{L_t^\psi\}_{t=1}^T$ against comparators $\{r_t^*\}_{t=1}^T$.

Since the loss function involves the expectation over the underlying distribution $\mathcal{D}_0(\mathbf{x})$, see the definition in (9), we need a counterpart result with respect to empirical data S_0 .

Theorem 1. *Let ψ be a μ -strongly convex function satisfying $t\partial^3\psi(t) \leq 0$ and $\partial^3\psi(t) \leq 0$ for all $t \in \text{dom } \psi$. Let $\mathcal{H}_\theta = \{\mathbf{x} \mapsto h(\mathbf{x}, \theta) \mid \theta \in \Theta\}$ be hypothesis space of density ratio functions parameterized by a finite-dimensional bounded set $\Theta \triangleq \{\theta \in \mathbb{R}^d \mid \|\theta\|_2 \leq S\}$ with a certain link function $h : \mathcal{X} \times \Theta \mapsto \mathbb{R}$. Then, for any density ratio estimator $\hat{r}_t \in \mathcal{H}_\theta$, the empirical estimation error is bounded by*

$$\sum_{t=1}^T \mathbb{E}_{\mathbf{x} \sim S_0(\mathbf{x})} [|\hat{r}_t(\mathbf{x}) - r_t^*(\mathbf{x})|] \leq \sqrt{\frac{4T}{\mu} \left[\sum_{t=1}^T \tilde{L}_t^\psi(\hat{r}_t) - \sum_{t=1}^T \tilde{L}_t^\psi(r_t^*) \right]_+} + \mathcal{O} \left(\frac{\sqrt{dT} \log \frac{T}{\delta}}{\mu \sqrt{N_0}} \right),$$

provided that $h(\mathbf{x}, \theta)$ is bounded for any $\mathbf{x} \in \mathcal{X}$ and $\theta \in \Theta$ and Lipschitz continuous. In above,

$$\tilde{L}_t^\psi(r) = \mathbb{E}_{\mathbf{x} \sim S_0} [\partial\psi(r(\mathbf{x}))r(\mathbf{x}) - \psi(r(\mathbf{x}))] - \mathbb{E}_{\mathbf{x} \sim \mathcal{D}_t(\mathbf{x})} [\partial\psi(r(\mathbf{x}))] \quad (10)$$

is the empirical approximation of the expected loss L_t^ψ using the data S_0 and we use the notation $[z]_+ \triangleq \max\{z, 0\}$.

Remark 2 (assumptions on ψ). We impose certain assumptions on the divergence function ψ in Theorem 1. One can check these conditions hold for commonly used ψ in density ratio estimation, including *all* the divergence functions mentioned earlier (ψ_{LR} and ψ_{KL} are strongly convex when the inputs are upper bounded, which can be satisfied with suitable choices of \mathcal{H}_θ). Section 4 will present an example with ψ_{LR} to show how the conditions are satisfied. \triangle

Theorem 1 shows that we can immediately obtain a sequence of high-quality density ratio estimators $\{r_t^*\}_{t=1}^T$ by minimizing the dynamic regret with respect to $\{\tilde{L}_t^\psi\}_{t=1}^T$,

$$\mathbf{Reg}_T^d(\{\tilde{L}_t^\psi, r_t^*\}_{t=1}^T) = \sum_{t=1}^T \tilde{L}_t^\psi(\hat{r}_t) - \sum_{t=1}^T \tilde{L}_t^\psi(r_t^*). \quad (11)$$

One caveat is that the second term of \tilde{L}_t^ψ in the definition (10) requires the knowledge of underlying distribution \mathcal{D}_t , which is unavailable. Empirically, we can only observe \hat{L}_t^ψ defined below, building upon the empirical observations $S_t \sim \mathcal{D}_t$,

$$\hat{L}_t^\psi(r) = \mathbb{E}_{\mathbf{x} \sim S_0} [\partial\psi(r(\mathbf{x}))r(\mathbf{x}) - \psi(r(\mathbf{x}))] - \mathbb{E}_{\mathbf{x} \sim S_t} [\partial\psi(r(\mathbf{x}))]. \quad (12)$$

That said, we need to design an online optimization process to minimize the dynamic regret (11) based on the observed loss $\{\hat{L}_t^\psi\}_{t=1}^T$. Since the time-varying comparator r_t^* in (11) are *not* the minimizers of the observed loss \hat{L}_t^ψ (but rather the minimizer of the expected loss L_t^ψ defined in (9)), directly minimizing the empirical loss \hat{L}_t^ψ to obtain density ratio estimators will lead to a high estimation error.

To overcome the difficulty, we employ the *online ensemble* framework developed in recent studies of non-stationary online convex optimization [Zhang et al., 2018a, Zhao et al., 2020b, Baby and Wang, 2021]. Specifically, we maintain a two-layer meta-base structure to reuse an appropriate amount of historical information, where a group of base-learners are trained with different lengths of historical data and a meta-learner is used to combine their predictions. A suitable configuration of this meta-base structure crucially relies on the property of loss functions. In the next section, we present an instantiation with the popular logistic regression model for online DRE [Bickel et al., 2009].

Remark 3 (comparison with previous work). For the continuous label shift problem, Bai et al. [2022] proposed to use the online ensemble framework to directly train the predictive model with an unbiased risk estimator $\hat{R}_t(\mathbf{w})$ such that $\mathbb{E}_{\mathcal{D}_t}[\hat{R}_t(\mathbf{w})] = R_t(\mathbf{w})$. The construction of the risk estimator $\hat{R}_t(\mathbf{w})$ crucially relies on an unbiased importance weight estimator, which is not satisfied for the covariate shift case in general. In this paper, we disentangle the model training and importance weight estimation process. Our reduction holds for general Bergman divergence matching framework and thus can be initiated with different models (not necessarily unbiased). It might be possible to extend our framework to continuous label shift problem with other importance weight estimators besides the unbiased BBSE weight estimator [Lipton et al., 2018] used in Bai et al. [2022]. For example one can use the MLLS-CM estimator [Garg et al., 2020], which measures the discrepancy between distributions with the KL-divergence instead of the L_2 -norm used in BBSE estimator and is not unbiased. \triangle

4 Instantiation: Logistic Regression Model

When the online loss function \tilde{L}_t^ψ is non-convex, it is generally intractable to conduct the online optimization, no matter to minimize the standard regret or the strengthened dynamic regret. Fortunately, the attained loss functions are convex or enjoy even stronger curvature when we choose suitable hypothesis space \mathcal{H}_θ and divergence functions, which includes all three mentioned cases of the Bregman divergence function (ψ_{LS} , ψ_{LR} , and ψ_{KL}).

We instantiate the proposed reduction of Section 3 via the popular logistic regression model, where the corresponding online density ratio estimation algorithm is presented with dynamic regret guarantees. Our analysis is also applicable to the other two choices of the Bregman divergence functions ψ_{LS} and ψ_{KL} , see Remark 4 for more elaborations.

4.1 Logistic Regression Model

By choosing $\psi = t \log t - (t + 1) \log(t + 1)$ and the hypothesis space $H_\theta = \{\mathbf{x} \mapsto \exp(\theta^\top \mathbf{x}) \mid \|\theta\|_2 \leq S\}$, the loss function $\tilde{L}_t^\psi(\theta)$ defined in (10) becomes

$$\tilde{L}_t^\psi(\theta) = \frac{1}{2} \left(\mathbb{E}_{S_0}[\log(1 + e^{-\mathbf{x}^\top \theta})] + \mathbb{E}_{\mathcal{D}_t}[\log(1 + e^{\mathbf{x}^\top \theta})] \right),$$

which is essentially a logistic regression density ratio estimation model [Bickel et al., 2009] and thus is convex. Let $\beta = \exp(SR)$. The output of any density function $r \in \mathcal{H}_\theta$ is bounded by $[1/\beta, \beta]$. We can also check that the ψ_{LR} is $1/(\beta + \beta^2)$ -strongly convex and satisfies the condition $\partial^3 \psi_{\text{LR}}(z) \leq 0$ required by Theorem 1. In the rest part, without loss of generality, we consider the case where $N_t = 1$. Besides, we will omit the superscribe of the loss function (e.g., abbreviate \tilde{L}_t^ψ as \tilde{L}_t) when it is clear from the context.

4.2 Dynamic Regret Minimization by Online Ensemble

Since the logistic regression is an exp-concave function, Baby and Wang [2021] showed that one can use the following-the-leading-history (FLH) method [Hazan and Seshadhri, 2009] to achieve a tight universal dynamic regret bound. Specifically, the FLH method maintains multiple base-learners $\{\mathcal{E}_i\}_{i=1}^K$ that learn on a set of intervals $\{I_i\}_{i=1}^K$ of different lengths and their predictions are combined by a meta-learner. However, the result of Baby and Wang [2021] only implies an *expected* bound for our problem. To achieve a high-probability guarantee, we twist the meta-learner from Hedge [Freund and Schapire, 1997] to Adapt-ML-Prod [Gaillard et al., 2014], which helps us to control the gap between \hat{L}_t and \tilde{L}_t with an additional negative term introduced by the exp-concavity of the loss functions. We provide more detailed comparisons in Section 2.2.

Base-learner. For the base-learner, we choose the online Newton step (ONS) [Hazan et al., 2007] algorithm, which achieves a logarithmic static regret when the loss functions are exp-concave. Given an interval $I_i = [s_i, e_i] \subseteq [T]$ starting at time s_i , for each $t \in I_i$, ONS updates by

$$\hat{\theta}_{t+1,i} = \Pi_{\Theta}^{A_{t,i}} \left[\hat{\theta}_{t,i} - \gamma A_{t,i}^{-1} \nabla \hat{L}_t(\hat{\theta}_{t,i}) \right], \quad (13)$$

where the matrix $A_{t,i} = \lambda I + \sum_{\tau=s}^t \nabla \hat{L}_s(\hat{\theta}_{s,i}) \nabla \hat{L}_s(\hat{\theta}_{s,i})^\top$. In above, the projection function is defined as $\Pi_{\Theta}^{A_{t,i}}[\theta_1] = \arg \min_{\theta \in \Theta} \|\theta - \theta_1\|_{A_{t,i}}$ and $\Theta = \{\theta \in \mathbb{R}^d \mid \|\theta\|_2 \leq S\}$ is the parameter space. By suitable configurations of the parameters $\gamma, \lambda > 0$, we show that the ONS algorithm enjoys the following dynamic regret guarantees,

Lemma 1. *Let $\theta_t^* = \arg \min_{\theta \in \mathbb{R}^d} L_t(\theta)$. Then, with probability at least $1 - \delta$, the ONS running on the interval $I_i = [s_i, e_i] \subseteq [T]$ ensures*

$$\sum_{t \in I_i} \tilde{L}_t(\hat{\theta}_{t,i}) - \sum_{t \in I_i} \tilde{L}_t(\theta_t^*) \leq \mathcal{O} \left(d\beta \log(|I_i|/\delta) + |I_i| (V_{I_i}^\theta)^2 + \frac{|I_i| \log(dT/\delta)}{N_0} \right)$$

when all the minimizers θ_t^ 's lie in the interior of Θ and the parameters are set as $\gamma = 6(1 + \beta)$ and $\lambda = 1$. In above, the term $V_{I_i}^\theta = \sum_{t=s_i+1}^{e_i} \|\theta_t^* - \theta_{t-1}^*\|_2$ is the path length measuring the fluctuation of the minimizers.*

Lemma 1 shows a high-probability dynamic regret of ONS that scales with the fluctuation of the functional minimizer θ_t^* , which essentially reflects the non-stationarity of environments. However, the dynamic regret obtained in Lemma 1 would be loose if we run a single ONS over the entire time horizon $I_i = [T]$, which would suffer from linear regret even if the distributions only change once over T rounds.

Meta-learner. For the meta-learner, we choose the Adapt-ML-Prod algorithm [Gaillard et al., 2014], which enjoys a second-order regret bound for the prediction with expert advice problem [Cesa-Bianchi and Lugosi, 2006], which helps us to achieve a high-probability bound by leveraging the negative term introduced by the exp-concave function.

Let $\mathcal{C} = \{I_i = [s_i, e_i] \subseteq [T]\}$ be a set of intervals and \mathcal{E}_i be the i -th base-learner running on the interval I_i whose prediction is $\hat{\theta}_{t,i}$ for each time t . Since the base-learner \mathcal{E}_i will only update and submit the prediction within the associated interval I_i , we call a base-learner \mathcal{E}_i is “active” at time t if $t \in I_i$. Let \mathcal{A}_t be the index set of base-learners active at time t . Then, the Adapt-ML-Prod [Gaillard et al., 2014] algorithm combines the predictions of the active base-learner by weights $\hat{\theta}_t = \sum_{i \in \mathcal{A}_t} p_{t,i} \hat{\theta}_{t,i}$.

To obtain the weight $p_{t,i}$ for each active base-learner \mathcal{E}_i , we maintain three terms $m_{t,i}$, $v_{t,i}$ and $\varepsilon_{t,i}$ for each base-learner \mathcal{E}_i when he/she is active, i.e., $t \in I_i$. The first term $m_{t,i} = \langle \nabla \hat{L}_t(\hat{\theta}_t), \hat{\theta}_t - \hat{\theta}_{t,i} \rangle / (SR)$ is the “regret” of the final prediction w.r.t. the prediction of \mathcal{E}_i . The denominator is introduced to make its value be in $[-1, 1]$. The second term $v_{t,i}$ is the “potential” of the base-learner \mathcal{E}_i , which measures the historical performance of \mathcal{E}_i over the interval. When invoking the base-learner \mathcal{E}_i at $t = s_i$, we initialize $v_{s_i,i} = 1/K$ and the term is updated by

$$v_{t,i} = \left(v_{t-1,i} \cdot (1 + \varepsilon_{t-1,i} m_{t,i}) \right)^{\frac{\varepsilon_{t,j}}{\varepsilon_{t-1,j}}}, \forall t \in I_i. \quad (14)$$

The last term $\varepsilon_{t,i}$ is the learning rate, which is set as

$$\varepsilon_{t,i} = \min \left\{ \frac{1}{2}, \sqrt{\frac{\ln K}{1 + \sum_{\tau=s_i}^t m_{\tau,i}^2}} \right\}. \quad (15)$$

After obtaining the $v_{t,i}$ and $\varepsilon_{t,i}$ for each active base-learner, the weight for the next iteration $t + 1$ is updated by

$$p_{t,i} = \frac{\varepsilon_{t-1,i} v_{t-1,i}}{\sum_{i \in \mathcal{A}_t} \varepsilon_{t-1,i} v_{t-1,i}}, \text{ for all } i \in \mathcal{A}_t. \quad (16)$$

We have the following guarantees on the meta-learner, which ensures that for any interval $I_i \in \mathcal{C}$, the final prediction is comparable with the prediction of the base-learner \mathcal{E}_i with an additional $\mathcal{O}(\log T)$ cost.

Lemma 2. *For any interval $I_i \in \mathcal{C}$ and $\delta \in (0, 1)$, with probability at least $1 - \delta$, the final prediction returned by our meta-learner satisfies*

$$\sum_{t \in I_i} \tilde{L}_t(\hat{\theta}_t) - \sum_{t \in I_i} \tilde{L}_t(\hat{\theta}_{t,j}) \leq \mathcal{O}(\beta \log(T/\delta) + \beta \ln K),$$

where $K = |\mathcal{C}|$ is the number of the intervals contained in the set \mathcal{C} .

Dynamic Regret Guarantee for DRE. To capture the potential non-stationarity of environments, one would run a base-learner on each sub-interval of the time horizon. But, such an implementation would be inefficient. To ensure the algorithm efficiency, we specify the intervals with the geometric covering scheme [Hazan and Seshadhri, 2009], where the interval set is defined as $\mathcal{C} = \bigcup_{k \in \mathbb{N} \cup \{0\}} \mathcal{C}_k$ with $\mathcal{C}_k = \{[i \cdot 2^k, (i+1) \cdot 2^k - 1] \mid i \in \mathbb{N} \text{ and } i \cdot 2^k \leq T\}$. We can check that $|\mathcal{C}|$ is at most T , and the number of active base-learner is bounded $|\mathcal{A}_t| \leq \lceil \log t \rceil$. Thus, we only need to maintain at most $\mathcal{O}(\log t)$ base-learners at iteration t .

The intervals specified by the geometric covering are informative to help capture the non-stationarity of the environments. We have the following dynamic regret guarantee.

Theorem 2. Under the conditions in Lemma 1 and Lemma 2, the dynamic regret of the output $\hat{\theta}_t$ of our online ensemble algorithm is bounded by

$$\mathbf{Reg}_T^d(\{\tilde{L}_t, \theta_t^*\}_{t=1}^T) \leq \tilde{\mathcal{O}}\left(\max\{T^{\frac{1}{3}}(V_T^\theta)^{\frac{2}{3}}, 1\} + \frac{T}{N_0}\right),$$

where $V_T^\theta = \sum_{t=2}^T \|\theta_t^* - \theta_{t-1}^*\|_2$ is the variation of θ_t^* .

Note that the dynamic regret of a T -round online process in Theorem 2 is much tighter than that implied by Lemma 1, where the term related to V_T^θ is reduced from $\mathcal{O}(T(V_T^\theta)^2)$ to $\mathcal{O}(T^{\frac{1}{3}}(V_T^\theta)^{\frac{2}{3}})$. Actually, the $\mathcal{O}(T^{\frac{1}{3}}(V_T^\theta)^{\frac{2}{3}})$ rate matches the minimax optimal dynamic regret bound for the squared loss function with the feedback is noisy [Baby and Wang, 2019]. Since the squared loss function enjoys even stronger curvature than the logistic loss, our result is hard to be improved. To achieve this fast-rate result, the key is to show a “squared” formulation $\mathcal{O}(\max\{1, |I|(V_I^\theta)^2\})$ of the dynamic regret for the base-learner on each interval $|I|$ (Lemma 1). Baby and Wang [2021] achieve so by a complicated analysis with the KKT condition to capture the structure of the comparators, while we greatly simplified the analysis by exploiting the structure that the comparator θ_t^* is essentially the minimizers of *expected* functions L_t (hence avoiding analyzing KKT condition). Our analysis is applicable to the case when the minimizers lie in the interior of the decision set and only requires the smoothness of the loss function, which can be of independent interest in online convex optimization.

4.3 Overall Excess Risk Guarantee

After obtaining the parameter $\hat{\theta}_t$ of the logistic regression density ratio estimator, we can train the predictive model by IWERM (6) with $\hat{r}_t(\mathbf{x}) = \exp(\mathbf{x}^\top \hat{\theta}_t)$. Under the realizability assumption, we provide a cumulative excess risk guarantees for the model trained by IWERM algorithm (6).

Assumption 2 (Realizability). For any $t \in [T]$, the density ratio function $r_t^* = \mathcal{D}_t(\mathbf{x})/\mathcal{D}_0(\mathbf{x})$ is contained in the hypothesis space $H_\theta = \{\mathbf{x} \mapsto \exp(\mathbf{x}^\top \theta) \mid \theta \in \Theta\}$.

We note that the realizability assumption is frequently used in the analysis for the density ratio estimation problem [Kanamori et al., 2012, Kato and Teshima, 2021] and other related topics, including active learning [Krishnamurthy et al., 2017] and contextual bandit [Foster and Rakhlin, 2020], where one need to approximate the density ratio (or density) by a given function space. We can relax the assumption by learning with a richer function class. For example, our results can be directly extended to the generalized linear model. We leave the analysis for more complex hypothesis spaces, e.g., neural networks, as future work.

Theorem 3. Under Assumption 2, we have $V_T^\theta \leq \beta V_T/\alpha$ and $V_T = \sum_{t=2}^T \|\mathcal{D}_t(\mathbf{x}) - \mathcal{D}_{t-1}(\mathbf{x})\|_1$ measures the variation of input densities. Furthermore, running IWERM (6) with our estimated density ratio ensures

$$\mathfrak{R}_T(\{\hat{\mathbf{w}}_t\}_{t=1}^T) \leq \tilde{\mathcal{O}}\left(\max\{T^{\frac{2}{3}}V_T^{\frac{1}{3}}, \sqrt{T}\} + \frac{T}{\sqrt{N_0}}\right),$$

provided that $\mathbb{E}_{\mathbf{x} \sim \mathcal{D}_0}[\|\mathbf{x}^\top \mathbf{a}\|] \geq \alpha \|\mathbf{a}\|_2$ for any $\mathbf{a} \in \mathbb{R}^d$ holds for the initial distribution \mathcal{D}_0 .

Theorem 3 shows that our algorithm can automatically adapt to environments shifted in different speeds. As discussed below Proposition 1, the $\tilde{\mathcal{O}}(T/\sqrt{N_0})$ rate of the first term is tight. We thus focus on the second term, which captures the error of the online learning

process. When the environments are nearly-stationary, i.e., $V_T \leq \Theta(T^{-\frac{1}{2}})$, the second term becomes $\tilde{O}(\sqrt{T})$, which matches the minimax optimal rate even for the weaker measure of static regret [Abernethy et al., 2008]. Particularly, when the testing environments are unchanged, i.e., $\mathcal{D}_t(\mathbf{x}) = \mathcal{D}_1(\mathbf{x}), \forall t \in [T]$, Theorem 3 implies that the prediction $\bar{\mathbf{w}}_T = \sum_{t=1}^T \mathbf{w}_t / T$ ensures $R_1(\bar{\mathbf{w}}_T) - R_1(\mathbf{w}_1^*) \leq \tilde{O}(N_0^{-\frac{1}{2}} + T^{-\frac{1}{2}})$, which matches the same rate for one-step covariate shift adaptation [Yu and Szepesvári, 2012], even if the unlabeled data appear sequentially. When the environments shift quickly, our bound $\tilde{O}(T^{\frac{2}{3}} V_T^{\frac{1}{3}})$ enjoys the same rate as that for continuous label shift [Bai et al., 2022] (with a slightly different definition of V_T though). In Appendix C.5, we further provide evidence to show that the bound can be hardly improved even if one receives labels of the testing stream after prediction.

Remark 4 (Other Bregman Divergence Functions). It is possible to extend our analysis for logistic regression to other Bregman divergence functions with a suitable hypothesis space \mathcal{H}_θ . Our analysis crucially relies on the exp-concavity and smoothness of the loss function. We can verify that these conditions also hold from ψ_{LS} with $\mathcal{H}_\theta = \{\mathbf{x} \mapsto \theta^\top \mathbf{x} \mid \|\theta\|_2 \in \Theta\}$ and ψ_{KL} with the $\mathcal{H}_\theta = \{\mathbf{x} \mapsto \exp(\theta^\top \mathbf{x}) \mid \|\theta\|_2 \in \Theta\}$. More details can be found in Appendix C.6. \triangle

5 Experiments

In this section, we compare our proposed algorithm Accous with other contenders on both synthetic and real-world datasets.

Experiments Setup. We generate samples with continuous covariate shift by combining two fixed distributions and a time-varying mixture proportion $\alpha_t \in [0, 1]$. Specifically, given two fixed distributions $\mathcal{D}'(\mathbf{x})$ and $\mathcal{D}''(\mathbf{x})$, we generate samples from $\mathcal{D}_t(\mathbf{x}) = (1 - \alpha_t)\mathcal{D}'(\mathbf{x}) + \alpha_t\mathcal{D}''(\mathbf{x})$ at each round and denote by $\mathcal{D}_0(\mathbf{x})$ the offline data distribution. The mixture proportion α_t shifts in four different patterns. In **Sine Shift** and **Square Shift**, the proportion α_t changes in a periodic manner, similar to Sine and Square waves. In **Linear Shift**, the environments change slowly from $\alpha_1 = 1$ to $\alpha_T = 0$ linearly over T rounds whereas in **Bernoulli Shift**, the proportion α_t quickly flips between 0 and 1 with a certain probability. We repeat all experiments five times and evaluate the algorithms by the averaged classification error over the unlabeled data stream over 10,000 rounds.

Contenders. We compare our method with six algorithms that can be divided into three groups. The first one is a baseline approach which directly predicts using the model trained on initial offline data (*FIX*). The second group consists of the One-Step covariate shift adaptation methods in which historical information is not reused: *DANN* [Ganin et al., 2016] handles the distribution by learning an invariant feature space, *IW-KMM* [Gretton et al., 2009], *IW-KEIEP* [Sugiyama et al., 2008] and *IW-uLSIF* [Kanamori et al., 2009] equip the IWERM method (6) with different density ratio estimators. The third one is *OLRE*, which serves as an ablation study for our Accous algorithm. The OLRE algorithm estimates the density ratio by running an ONS (13) with all historical data and then performs the IWERM at each round.

In the following, we focus on the results of empirical studies. Detailed experimental configurations for the simulated shifts, contenders and datasets can be found in Appendix A.

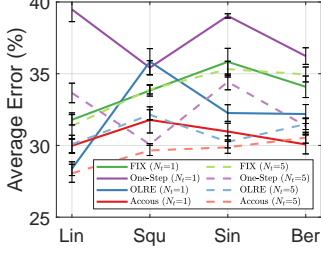


Figure 1: Average error of contenders with four kinds of continuous covariate shifts.

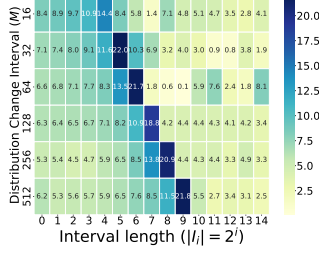


Figure 2: Weight(%) heatmap of base-learners in squared shift with different intervals.

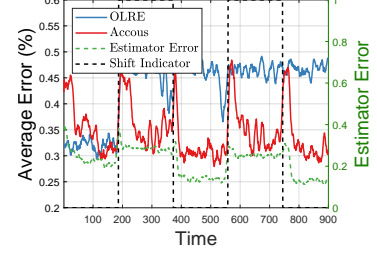


Figure 3: Average error and estimator loss curve with continuous squared covariate shift.

5.1 Illustrations on Synthetic Data

In this part, we first compare all the contenders on synthetic data with different kinds of covariate shifts and then illustrate the effectiveness of the online ensemble structure.

Overall Performance Comparison. We summarize the comparison results in Figure 1. The Accous surpasses almost all other methods in the four shift patterns. We can observe that the offline model FIX performs poorly compared with the online methods. The best result from DANN, IW-KMM, IW-KLIEP, and IW-uLSIF is called One-step for comparison. By reusing historical data, the Accous algorithm achieves a lower average classification error compared with the One-step competitors that only use one round of online data. The general domain adaptation method DANN is also inferior in the online setting due to limited amounts of data at each round, making it hard to learn a good representation. Compared with the OLRE algorithm, Accous achieves a significant advantage when the environments change relatively fast (Squ, Sin, and Ber). These results justify our theoretical findings that a fixed density ratio estimation model is unsuitable for non-stationary environments. Besides, when the number of unlabeled data changes from $N_t = 5$ to $N_t = 1$, the One-step method suffers from severe performance degeneration. By contrast, our method still performs relatively well. The above evidence indicates the necessity of reusing historical data and validates the effectiveness of our algorithm.

Effectiveness of Online Density Ratio Estimation. We then take a closer look at our online density ratio estimator. We conduct experiments with **Square Shift**, where the underlying distribution of online data switches between two distributions every M rounds. Figure 2 shows the weight assignment (in percentage) for base-learners with different interval lengths, where the weights of the base-learners are averaged over their active period. The result demonstrates that our meta-learner successfully assigns the largest weight to the base-learner whose active interval length matches the switch period M , which ensures the right amount of historical data are reused. Besides, Figure 3 reports the average error of Accous and OLRE over 1,000 iterations. The results show that the Accous algorithm (red line) is capable of quickly adapting to new distributions after the covariate shift occurs. In contrast, the OLRE algorithm (blue line) struggles because it uses all historical data generated from different data distributions. Furthermore, we denote the density ratio estimator’s loss $\hat{L}_t(\hat{\theta}_t)$ by the green line, which is quickly minimized after the covariate shift occurs. The similar tendency between the average error and the estimator’s loss validates our theoretical finding: we can minimize the excess risk of the predictor by minimizing the dynamic regret of the density ratio estimator as suggested by Theorem 1.

Table 1: Average error (%) of different algorithms on various real-world datasets (Lin and Ber). We report the mean and standard deviation over five runs. The best algorithms are emphasized in bold. The online sample size is set as $N_t = 5$.

	Lin							Ber						
	FIX	DANN	KMM	KLIEP	uLSIF	OLRE	Accous	FIX	DANN	KMM	KLIEP	uLSIF	OLRE	Accous
Diabetes	39.55	46.88	43.67	37.85	38.32	39.17	35.92	40.90	49.03	46.80	42.98	43.22	42.05	40.38
	± 6.58	± 7.09	± 6.23	± 6.15	± 6.00	± 7.10	± 6.44	± 6.90	± 6.54	± 6.67	± 6.52	± 6.78	± 6.22	± 4.51
Breast	10.25	16.03	8.26	6.90	11.07	3.59	4.60	11.68	15.34	10.12	7.13	9.01	5.27	3.89
	± 3.00	± 4.79	± 0.31	± 0.77	± 2.34	± 0.25	± 0.16	± 4.16	± 5.23	± 0.60	± 1.30	± 1.91	± 0.44	± 0.37
MNIST-SVHN	9.58	12.51	7.78	8.88	7.78	10.98	7.31	12.89	19.17	12.89	12.85	12.30	13.17	11.34
	± 1.64	± 1.94	± 0.20	± 0.02	± 0.32	± 0.41	± 0.32	± 0.92	± 1.44	± 0.60	± 0.04	± 0.04	± 0.68	± 0.32
CIFAR-CINIC	40.02	45.26	41.06	41.82	40.96	39.30	38.74	33.23	40.67	32.51	32.51	32.08	31.94	31.94
	± 0.38	± 3.96	± 1.86	± 1.42	± 2.16	± 0.55	± 0.62	± 0.66	± 2.58	± 0.46	± 0.14	± 0.46	± 0.12	± 0.08

Table 2: Average error (%) of different algorithms on various real-world datasets (Sin and Squ). We report the mean and standard deviation over five runs. The best algorithms are emphasized in bold. The online sample size is set as $N_t = 5$.

	Squ							Sin						
	FIX	DANN	KMM	KLIEP	uLSIF	OLRE	Accous	FIX	DANN	KMM	KLIEP	uLSIF	OLRE	Accous
Diabetes	37.85	45.69	43.57	37.00	38.03	39.17	36.45	37.30	44.96	41.38	36.40	37.23	38.58	38.23
	± 6.67	± 6.51	± 6.97	± 6.80	± 6.45	± 6.67	± 6.46	± 7.02	± 6.79	± 6.46	± 6.93	± 6.88	± 7.45	± 6.44
Breast	9.92	12.54	8.53	6.52	7.92	4.67	3.68	8.68	14.34	7.18	6.11	9.59	4.16	3.29
	± 0.23	± 1.55	± 0.30	± 0.91	± 1.39	± 0.23	± 0.58	± 0.56	± 1.78	± 0.39	± 0.92	± 1.02	± 0.42	± 0.43
MNIST-SVHN	11.86	14.03	11.60	12.08	11.60	13.39	10.14	10.62	17.35	9.50	10.46	9.78	16.91	8.16
	± 1.64	± 1.57	± 0.22	± 0.06	± 0.34	± 0.86	± 0.20	± 1.16	± 1.84	± 0.04	± 0.08	± 0.12	± 0.14	± 0.66
CIFAR-CINIC	35.49	39.77	35.89	36.13	34.25	33.59	33.49	37.78	42.16	37.54	37.19	36.07	39.18	36.03
	± 0.08	± 3.27	± 0.92	± 0.56	± 1.24	± 0.76	± 0.42	± 0.18	± 1.89	± 0.02	± 0.02	± 0.06	± 2.53	± 0.54

5.2 Comparison on Real-world Data

We also conduct experiments on four real-world benchmark datasets, including Diabetes, Breast, MNIST-SVHN and CIFAR-CINIC, and a real-life application on the Yearbook.

Overall Performance Comparison. In Table 1 and Table 2, we present the average classification error comparison results, which show a similar trend to experimental results. Our algorithm Accous outperforms other contenders in the four kinds of shift, no matter in a slowly evolving environment (Lin) or relatively non-stationary environments (Ber, Squ, Sin). The OLRE algorithm uses all previous data, but does not necessarily outperform contenders who only use current data, suggesting that we should selectively reuse the historical information. These results also validate that our method can effectively adapt to the non-stationary covariate shift.

Case Study on Real-life Application. In addition, we conduct empirical studies on a real-life application on the yearbook dataset, which contains high school front-facing yearbook photos from 1930 to 2013. It is essential for a prediction model to adapt to the changing social norms, fashion styles, and population demographics. Figure 4 reports the average error curves. The OLRE algorithm performs well when the distributions do not change too much, but the method starts to suffer from large predictive errors after 400 iterations. By contrast, our method outperforms all the contenders by selectively reusing historical information.

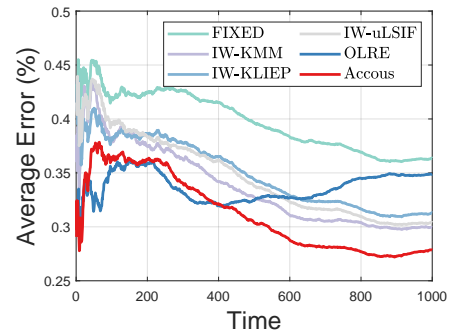


Figure 4: Average error curve on Yearbook dataset with real-life covariate shift.

6 Conclusion

This paper initiated the study of the continuous covariate shift with the goal of minimizing the cumulative excess risk of the predictors. We showed that the importance-weighted ERM method works effectively given high-quality density ratio estimators (Proposition 1), whose estimation can be cast as a dynamic regret minimization problem (Theorem 1). Instantiating with the logistic regression density ratio estimation model, we proposed a novel online that can adaptively reuse the historical data and enjoy a tight dynamic regret bound (Theorem 2). The regret bound finally implies an $\tilde{O}(T^{2/3}V_T^{1/3})$ excess risk guarantee for the predictor. Experiments also validate the effectiveness of the proposed method. As for future work, it is a promising direction to consider a richer hypothesis space for the online density ratio estimation. Besides, it is also important to improve the efficiency of the proposed method by enabling an online update of the predictor and using data sketching techniques to reduce the dependence on offline data.

References

- Jacob D. Abernethy, Peter L. Bartlett, Alexander Rakhlin, and Ambuj Tewari. Optimal strategies and minimax lower bounds for online convex games. In *Proceedings of the 21st Annual Conference on Learning Theory (COLT)*, pages 415–424, 2008.
- Dmitry Adamskiy, Wouter M. Koolen, Alexey V. Chernov, and Vladimir Vovk. A closer look at adaptive regret. *Journal of Machine Learning Research*, 17:23:1–23:21, 2016.
- Dheeraj Baby and Yu-Xiang Wang. Online forecasting of total-variation-bounded sequences. In *Advances in Neural Information Processing Systems 32 (NeurIPS)*, pages 11071–11081, 2019.
- Dheeraj Baby and Yu-Xiang Wang. Adaptive online estimation of piecewise polynomial trends. In *Advances in Neural Information Processing Systems 33 (NeurIPS)*, pages 20462–20472, 2020.
- Dheeraj Baby and Yu-Xiang Wang. Optimal dynamic regret in exp-concave online learning. In *Proceedings of the 34th Conference on Learning Theory (COLT)*, pages 359–409, 2021.
- Dheeraj Baby and Yu-Xiang Wang. Optimal dynamic regret in lqr control. In *Advances in Neural Information Processing Systems 35 (NeurIPS)*, page to appear, 2022.
- Yong Bai, Yu-Jie Zhang, Peng Zhao, Masashi Sugiyama, and Zhi-Hua Zhou. Adapting to online label shift with provable guarantees. In *Advances in Neural Information Processing Systems 35 (NeurIPS)*, page to appear, 2022.
- Yoshua Bengio, Yann Lecun, and Geoffrey Hinton. Deep learning for AI. *Communications of the ACM*, 64(7):58–65, 2021.
- Omar Besbes, Yonatan Gur, and Assaf J. Zeevi. Non-stationary stochastic optimization. *Operations Research*, 63(5):1227–1244, 2015.
- Steffen Bickel, Michael Brückner, and Tobias Scheffer. Discriminative learning under covariate shift. *Journal of Machine Learning Research*, 10:2137–2155, 2009.
- Stephen Boyd, Stephen P Boyd, and Lieven Vandenberghe. *Convex Optimization*. Cambridge University Press, 2004.

- Nicolò Cesa-Bianchi and Gábor Lugosi. *Prediction, Learning, and Games*. Cambridge University Press, 2006.
- Corinna Cortes, Yishay Mansour, and Mehryar Mohri. Learning bounds for importance weighting. In *Advances in Neural Information Processing Systems 23 (NIPS)*, pages 442–450, 2010.
- Ashok Cutkosky. Parameter-free, dynamic, and strongly-adaptive online learning. In *Proceedings of the 37th International Conference on Machine Learning (ICML)*, pages 2250–2259, 2020.
- Thomas G. Dietterich. Steps toward robust artificial intelligence. *AI Magazine*, 38(3):3–24, 2017.
- Tongtong Fang, Nan Lu, Gang Niu, and Masashi Sugiyama. Rethinking importance weighting for deep learning under distribution shift. In *Advances in Neural Information Processing Systems 33 (NeurIPS)*, page 11996–12007, 2020.
- Dylan J. Foster and Alexander Rakhlin. Beyond UCB: optimal and efficient contextual bandits with regression oracles. In *Proceedings of the 37th International Conference on Machine Learning (ICML)*, pages 3199–3210, 2020.
- Yoav Freund and Robert E. Schapire. A decision-theoretic generalization of on-line learning and an application to boosting. *Journal of Computer and System Sciences*, 55(1):119–139, 1997.
- Yoav Freund, Robert E. Schapire, Yoram Singer, and Manfred K. Warmuth. Using and combining predictors that specialize. In *Proceedings of the 29th Annual ACM Symposium on the Theory of Computing (STOC)*, pages 334–343, 1997.
- Pierre Gaillard, Gilles Stoltz, and Tim van Erven. A second-order bound with excess losses. In *Proceedings of The 27th Conference on Learning Theory (COLT)*, pages 176–196, 2014.
- Yaroslav Ganin, Evgeniya Ustinova, Hana Ajakan, Pascal Germain, Hugo Larochelle, François Laviolette, Mario Marchand, and Victor S. Lempitsky. Domain-adversarial training of neural networks. *Journal of Machine Learning Research*, 17:59:1–59:35, 2016.
- Saurabh Garg, Yifan Wu, Sivaraman Balakrishnan, and Zachary C. Lipton. A unified view of label shift estimation. In *Advances in Neural Information Processing Systems 33 (NeurIPS)*, pages 3290–3300, 2020.
- Shiry Ginosar, Kate Rakelly, Sarah M Sachs, Brian Yin, Crystal Lee, Philipp Krähenbühl, and Alexei A Efros. A century of portraits: A visual historical record of american high school yearbooks. *IEEE Transactions on Computational Imaging*, 3(3):421–431, 2017.
- Arthur Gretton, Alex Smola, Jiayuan Huang, Marcel Schmittfull, Karsten Borgwardt, and Bernhard Schölkopf. Covariate shift by kernel mean matching. *Dataset Shift in Machine Learning*, 3(4):5, 2009.
- András Györfy and Csaba Szepesvári. Shifting regret, mirror descent, and matrices. In *Proceedings of the 33rd International Conference on Machine Learning (ICML)*, pages 2943–2951, 2016.
- Eric C. Hall and Rebecca Willett. Dynamical models and tracking regret in online convex programming. In *Proceedings of the 30th International Conference on Machine Learning (ICML)*, pages 579–587, 2013.

- Ali Hassan, Robert I. Damper, and Mahesan Niranjan. On acoustic emotion recognition: Compensating for covariate shift. *IEEE Transactions on Audio, Speech and Language Processing*, 21(7):1458–1468, 2013.
- Elad Hazan. Introduction to Online Convex Optimization. *Foundations and Trends in Optimization*, 2(3-4):157–325, 2016.
- Elad Hazan and C. Seshadhri. Efficient learning algorithms for changing environments. In *Proceedings of the 26th International Conference on Machine Learning (ICML)*, pages 393–400, 2009.
- Elad Hazan, Amit Agarwal, and Satyen Kale. Logarithmic regret algorithms for online convex optimization. *Machine Learning*, 69(2-3):169–192, 2007.
- Jiayuan Huang, Alexander J. Smola, Arthur Gretton, Karsten M. Borgwardt, and Bernhard Schölkopf. Correcting sample selection bias by unlabeled data. In *Advances in Neural Information Processing Systems 19 (NIPS)*, pages 601–608, 2006.
- Ali Jadbabaie, Alexander Rakhlin, Shahin Shahrampour, and Karthik Sridharan. Online optimization : Competing with dynamic comparators. In *Proceedings of the 18th International Conference on Artificial Intelligence and Statistics (AISTATS)*, pages 398–406, 2015.
- Sooyong Jang, Sangdon Park, Insup Lee, and Osbert Bastani. Sequential covariate shift detection using classifier two-sample tests. In *Proceedings of the 39th International Conference on Machine Learning (ICML)*, pages 9845–9880, 2022.
- Kwang-Sung Jun, Francesco Orabona, Stephen Wright, and Rebecca Willett. Improved strongly adaptive online learning using coin betting. In *Proceedings of the 20th International Conference on Artificial Intelligence and Statistics (AISTATS)*, pages 943–951, 2017.
- Takafumi Kanamori, Shohei Hido, and Masashi Sugiyama. A least-squares approach to direct importance estimation. *Journal of Machine Learning Research*, 10:1391–1445, 2009.
- Takafumi Kanamori, Taiji Suzuki, and Masashi Sugiyama. Statistical analysis of kernel-based least-squares density-ratio estimation. *Machine Learning*, 86(3):335–367, 2012.
- Masahiro Kato and Takeshi Teshima. Non-negative Bregman divergence minimization for deep direct density ratio estimation. In Marina Meila and Tong Zhang, editors, *Proceedings of the 38th International Conference on Machine Learning (ICML)*, pages 5320–5333, 2021.
- Samory Kpotufe and Guillaume Martinet. Marginal singularity and the benefits of labels in covariate-shift. *The Annals of Statistics*, 49(6):3299–3323, 2021.
- Akshay Krishnamurthy, Alekh Agarwal, Tzu-Kuo Huang, Hal Daumé III, and John Langford. Active learning for cost-sensitive classification. In *Proceedings of the 34th International Conference on Machine Learning (ICML)*, pages 1915–1924, 2017.
- Qi Lei, Wei Hu, and Jason D. Lee. Near-optimal linear regression under distribution shift. In *Proceedings of the 38th International Conference on Machine Learning (ICML)*, pages 6164–6174, 2021.
- Yan Li, Hiroyuki Kambara, Yasuharu Koike, and Masashi Sugiyama. Application of covariate shift adaptation techniques in brain-computer interfaces. *IEEE Transactions on Biomedical Engineering*, 57(6):1318–1324, 2010.

- Zachary C. Lipton, Yu-Xiang Wang, and Alexander J. Smola. Detecting and correcting for label shift with black box predictors. In *Proceedings of the 35th International Conference on Machine Learning (ICML)*, pages 3128–3136, 2018.
- Haipeng Luo and Robert E. Schapire. Achieving all with no parameters: AdaNormalHedge. In *Proceedings of the 28th Annual Conference Computational Learning Theory (COLT)*, pages 1286–1304, 2015.
- Haipeng Luo, Mengxiao Zhang, Peng Zhao, and Zhi-Hua Zhou. Corraling a larger band of bandits: A case study on switching regret for linear bandits. In *Proceedings of the 35th Conference on Learning Theory (COLT)*, pages 3635–3684, 2022.
- Mehrdad Mahdavi, Lijun Zhang, and Rong Jin. Lower and upper bounds on the generalization of stochastic exponentially concave optimization. In *Proceedings of The 28th Conference on Learning Theory (COLT)*, pages 1305–1320, 2015.
- Aryan Mokhtari, Shahin Shahrampour, Ali Jadbabaie, and Alejandro Ribeiro. Online optimization in dynamic environments: Improved regret rates for strongly convex problems. In *Proceedings of the 55th IEEE Conference on Decision and Control (CDC)*, pages 7195–7201, 2016.
- XuanLong Nguyen, Martin J. Wainwright, and Michael I. Jordan. Estimating divergence functionals and the likelihood ratio by convex risk minimization. *IEEE Transactions on Information Theory*, 56(11):5847–5861, 2010.
- Gilles Pisier. *The Volume of Convex Bodies and Banach Space Geometry*, volume 94. Cambridge University Press, 1999.
- Joaquin Quinonero-Candela, Masashi Sugiyama, Anton Schwaighofer, and Neil D Lawrence. *Dataset Shift in Machine Learning*. MIT Press, 2008.
- Shai Shalev-Shwartz and Shai Ben-David. *Understanding Machine Learning: From Theory to Algorithms*. Cambridge University Press, 2014.
- Hidetoshi Shimodaira. Improving predictive inference under covariate shift by weighting the log-likelihood function. *Journal of Statistical Planning and Inference*, 90(2):227–244, 2000.
- Masashi Sugiyama. Superfast-trainable multi-class probabilistic classifier by least-squares posterior fitting. *IEICE Transactions on Information and Systems*, 93-D(10):2690–2701, 2010.
- Masashi Sugiyama and Motoaki Kawanabe. *Machine Learning in Non-Stationary Environments - Introduction to Covariate Shift Adaptation*. MIT Press, 2012.
- Masashi Sugiyama, Matthias Krauledat, and Klaus-Robert Müller. Covariate shift adaptation by importance weighted cross validation. *Journal of Machine Learning Research*, 8:985–1005, 2007.
- Masashi Sugiyama, Taiji Suzuki, Shinichi Nakajima, Hisashi Kashima, Paul von Büna, and Motoaki Kawanabe. Direct importance estimation for covariate shift adaptation. *Annals of the Institute of Statistical Mathematics*, 60(4):699–746, 2008.
- Masashi Sugiyama, Taiji Suzuki, and Takafumi Kanamori. Density-ratio matching under the Bregman divergence: a unified framework of density-ratio estimation. *Annals of the Institute of Statistical Mathematics*, 64(5):1009–1044, 2012a.

- Masashi Sugiyama, Taiji Suzuki, and Takafumi Kanamori. *Density Ratio Estimation in Machine Learning*. Cambridge University Press, 2012b.
- Joel A. Tropp. An introduction to matrix concentration inequalities. *Foundations and Trends in Machine Learning*, 8(1-2):1–230, 2015.
- Chen-Yu Wei and Haipeng Luo. Non-stationary reinforcement learning without prior knowledge: An optimal black-box approach. In *Proceedings of the 34th Conference on Learning Theory (COLT)*, pages 4300–4354, 2021.
- Chen-Yu Wei, Yi-Te Hong, and Chi-Jen Lu. Tracking the best expert in non-stationary stochastic environments. In *Advances in Neural Information Processing Systems 29 (NIPS)*, pages 3972–3980, 2016.
- Junfeng Wen, Chun-Nam Yu, and Russell Greiner. Robust learning under uncertain test distributions: Relating covariate shift to model misspecification. In *Proceedings of the 31th International Conference on Machine Learning (ICML)*, pages 631–639, 2014.
- Makoto Yamada, Masashi Sugiyama, and Tomoko Matsui. Semi-supervised speaker identification under covariate shift. *Signal Processing*, 90(8):2353–2361, 2010.
- Makoto Yamada, Taiji Suzuki, Takafumi Kanamori, Hirotaka Hachiya, and Masashi Sugiyama. Relative density-ratio estimation for robust distribution comparison. *Neural Computation*, 25(5):1324–1370, 2013.
- Tianbao Yang, Lijun Zhang, Rong Jin, and Jinfeng Yi. Tracking slowly moving clairvoyant: Optimal dynamic regret of online learning with true and noisy gradient. In *Proceedings of the 33rd International Conference on Machine Learning (ICML)*, pages 449–457, 2016.
- Huaxiu Yao, Caroline Choi, Bochuan Cao, Yoonho Lee, Pang Wei Koh, and Chelsea Finn. Wild-time: A benchmark of in-the-wild distribution shift over time. In *Advances in Neural Information Processing Systems 35 (NeurIPS) Datasets and Benchmarks Track*, 2022.
- Yaoliang Yu and Csaba Szepesvári. Analysis of kernel mean matching under covariate shift. In *Proceedings of the 29th International Conference on Machine Learning (ICML)*, pages 1147–1154, 2012.
- Lijun Zhang, Shiyin Lu, and Zhi-Hua Zhou. Adaptive online learning in dynamic environments. In *Advances in Neural Information Processing Systems 31 (NeurIPS)*, pages 1330–1340, 2018a.
- Lijun Zhang, Tianbao Yang, Rong Jin, and Zhi-Hua Zhou. Dynamic regret of strongly adaptive methods. In *Proceedings of the 35th International Conference on Machine Learning (ICML)*, pages 5877–5886, 2018b.
- Lijun Zhang, Shiyin Lu, and Tianbao Yang. Minimizing dynamic regret and adaptive regret simultaneously. In *Proceedings of the 23rd International Conference on Artificial Intelligence and Statistics (AISTATS)*, pages 309–319, 2020a.
- Lijun Zhang, Wei Jiang, Shiyin Lu, and Tianbao Yang. Revisiting smoothed online learning. In *Advances in Neural Information Processing Systems 34 (NeurIPS)*, pages 13599–13612, 2021.
- Mengxiao Zhang, Peng Zhao, Haipeng Luo, and Zhi-Hua Zhou. No-regret learning in time-varying zero-sum games. In *Proceedings of the 39th International Conference on Machine Learning (ICML)*, pages 26772–26808, 2022.

- Tianyi Zhang, Ikko Yamane, Nan Lu, and Masashi Sugiyama. A one-step approach to covariate shift adaptation. In *Proceedings of The 12th Asian Conference on Machine Learning (ACML)*, pages 65–80, 2020b.
- Yu-Jie Zhang, Peng Zhao, and Zhi-Hua Zhou. A simple online algorithm for competing with dynamic comparators. In *Proceedings of the 36th Conference on Uncertainty in Artificial Intelligence (UAI)*, pages 390–399, 2020c.
- Zhiyu Zhang, Ashok Cutkosky, and Ioannis Ch Paschalidis. Unconstrained dynamic regret via sparse coding. *ArXiv preprint*, arXiv: 2301.13349, 2023.
- Peng Zhao and Lijun Zhang. Improved analysis for dynamic regret of strongly convex and smooth functions. In *Proceedings of the 3rd Conference on Learning for Dynamics and Control (L4DC)*, pages 48–59, 2021.
- Peng Zhao, Lijun Zhang, Yuan Jiang, and Zhi-Hua Zhou. A simple approach for non-stationary linear bandits. In *Proceedings of the 23rd International Conference on Artificial Intelligence and Statistics (AISTATS)*, pages 746–755, 2020a.
- Peng Zhao, Yu-Jie Zhang, Lijun Zhang, and Zhi-Hua Zhou. Dynamic regret of convex and smooth functions. In *Advances in Neural Information Processing Systems 33 (NeurIPS)*, pages 12510–12520, 2020b.
- Peng Zhao, Guanghui Wang, Lijun Zhang, and Zhi-Hua Zhou. Bandit convex optimization in non-stationary environments. *Journal of Machine Learning Research*, 22(125):1 – 45, 2021a.
- Peng Zhao, Yu-Jie Zhang, Lijun Zhang, and Zhi-Hua Zhou. Adaptivity and non-stationarity: Problem-dependent dynamic regret for online convex optimization. *ArXiv preprint*, arXiv: 2002.07729, 2021b.
- Peng Zhao, Long-Fei Li, and Zhi-Hua Zhou. Dynamic regret of online markov decision processes. In *Proceedings of the 39th International Conference on Machine Learning (ICML)*, pages 26865–26894, 2022a.
- Peng Zhao, Yu-Xiang Wang, and Zhi-Hua Zhou. Non-stationary online learning with memory and non-stochastic control. In *Proceedings of the 25th International Conference on Artificial Intelligence and Statistics (AISTATS)*, pages 2101–2133, 2022b.
- Peng Zhao, Yan-Feng Xie, Lijun Zhang, and Zhi-Hua Zhou. Efficient methods for non-stationary online learning. In *Advances in Neural Information Processing Systems 35 (NeurIPS)*, page to appear, 2022c.
- Zhi-Hua Zhou. *Ensemble Methods: Foundations and Algorithms*. Chapman & Hall/CRC Press, 2012.
- Zhi-Hua Zhou. Open-environment machine learning. *National Science Review*, 9(8), 07 2022. nwac123.
- Martin Zinkevich. Online convex programming and generalized infinitesimal gradient ascent. In *Proceedings of the 20th International Conference on Machine Learning (ICML)*, pages 928–936, 2003.

A Omitted Details for Experiments

In this section, we supplement the omitted details in Section 5. We first present detailed experimental setups, including simulations of continuous covariate shifts, descriptions of the contenders, parameters setup of our proposed algorithm Accous, and the details of the datasets we used. After that, we present the numerical results of the synthetic experiments.

A.1 Experiment Setup

Continuous Covariate Shift Simulation. In order to simulate the continuous covariate shift, we generate offline and online samples from different marginal distributions and annotate them with the same labeling function. Given two different marginal distributions $\mathcal{D}'(\mathbf{x})$ and $\mathcal{D}''(\mathbf{x})$, the offline dataset S_0 is sampled from the distribution $\mathcal{D}_0(\mathbf{x}) = (1 - \alpha_0)\mathcal{D}'(\mathbf{x}) + \alpha_0\mathcal{D}''(\mathbf{x})$, where $\alpha_0 \in [0, 1]$ is a mixture proportion. The online dataset S_t received at each iteration t is sampled from the distribution $\mathcal{D}_t(\mathbf{x}) = (1 - \alpha_t)\mathcal{D}'(\mathbf{x}) + \alpha_t\mathcal{D}''(\mathbf{x})$, where $\alpha_t \in [0, 1]$ is a time-varying coefficient. By changing the coefficient α_t for $t \geq 1$, we can simulate various kinds of continuous covariate shifts with different shifting patterns.

- **Linear Shift (Lin):** We set $\alpha_t = t/T$ to simulate a gradually changing environment.
- **Square Shift (Squ):** In this case, the parameter α_t switches between 1 and 0 every M rounds, where $2M$ is the periodic length. We set $M = \Theta(\sqrt{T})$ to simulate a fast-changing environment with periodic patterns.
- **Sine Shift (Sin):** We set $\alpha_t = \sin \frac{i\pi}{M}$, where $i = t \bmod M$ and M is a given periodic length. We set $M = \Theta(\sqrt{T})$ to simulate a fast-changing environment with periodic patterns.
- **Bernoulli Shift (Ber):** In this case, we keep the $\alpha_t = \alpha_{t-1}$ with probability $p \in [0, 1]$ and otherwise set $\alpha_t = 1 - \alpha_{t-1}$. We set $p = \Theta(1/\sqrt{T})$ to simulate a fast-changing environment but without periodic patterns.

Contenders. We compare our proposed approach with six contenders, including:

- *FIX* is the baseline method that predicts with the classifier that are pre-trained on offline data without any updates in the online adaptation stage.
- *DANN* [Ganin et al., 2016] is a general domain adaptation algorithm, which mitigates the discrepancy between the training and testing distributions by learning an invariant feature representation. We adapt this method to the online setting by performing DANN at each round $t \in [T]$ based on the offline data S_0 and the online data S_t available at that round.
- *IW-KMM* is an importance weighting learning method, which first estimates the density ratios by the kernel mean matching (KMM) method [Gretton et al., 2009] and then performs IWERM to train the model. At each iteration $t \in [T]$, the density ratios are estimated with the offline dataset S_0 and online dataset S_t by KMM. Then, the model is trained by performing the IWERM method over the offline data S_0 .
- *IW-KLIEP* is also an importance weighting learning method, where the density ratios are estimated by the KLIEP method [Sugiyama et al., 2008]. At each iteration $t \in [T]$, after estimating density ratios by KLIEP, the learner performs IWERM over the offline data S_0 .

- *IW-uLSIF* is an importance weighting learning method, where the density ratio estimated by the uLSIF method [Kanamori et al., 2009]. At each iteration $t \in [T]$, the learner firstly estimates the density ratios by uLSIF and then performs IWERM over the offline data S_0 .
- *OLRE* serves as the ablation study for the proposed Accous algorithm. It estimates the density ratios in the online manner by running an ONS with a logistic regression model with all historical data and then performs the IWERM each round.

Accous Setup. We implement the Accous algorithm with a logistic regression model. Before running the Accous algorithm, two parameters need to be defined. They are the maximum norm of the feature R and the maximum norm of density functions S . We set R by directly calculating the data norm. The covariate shift level determines parameter S , which is difficult to predict in advance. We found that setting $S = d/2$ is a good choice in the experiments. To make empirical performance stable, we set a threshold of 100 and truncate the large weights after density ratio estimation each round. Furthermore, we ignore the base models with interval lengths 1 and 2 in density ratio estimation as well.

Datasets. For the synthetic data, we set $\mathcal{D}'(\mathbf{x}) = \mathcal{N}(\mathbf{x}; \boldsymbol{\mu}_1, \Sigma_1)$ and $\mathcal{D}''(\mathbf{x}) = \mathcal{N}(\mathbf{x}; \boldsymbol{\mu}_2, \Sigma_2)$, where $\boldsymbol{\mu}_1 = \mathbf{1} \in \mathbb{R}^5$ is an all one vector and $\Sigma_1 = 2I_d \in \mathbb{R}^{5 \times 5}$ is the covariance matrix. Besides, the mean vector $\boldsymbol{\mu}_2 = -\mathbf{1}$ and $\Sigma_2 = 2I_d \in \mathbb{R}^{5 \times 5}$. We set the concept function $f^*(\mathbf{x}) = \text{sgn}(\|\mathbf{x}\|_2 \leq d)$ and the class-prior of positive data is around 0.5. We generate offline data by $\alpha_0 = 0.9$ and set a time-varying coefficient α_t to simulate continuous covariate shifts.

The benchmark datasets are generated from real-world datasets.

- *Diabetes* is a tabular dataset. Each sample is a 8-dimensional vector with a binary label. We split the whole dataset into two sub-datasets and choose the split such that the classifier trained on one dataset generalizes poorly to the other. We choose one of them as the offline dataset and combine them with a time-varying coefficient to generate the online data.
- *Breast* is a tabular dataset. Each sample is a 9-dimensional vector with a binary label. This dataset is generated similarly to the Diabetes dataset.
- *MNIST-SVHN* contains the digital pictures collected from hand-writing or natural scene images. A feature extractor pre-trained on this dataset produces a 512-dimensional vector with a 10-class label for each sample. We choose MNIST as the offline dataset and generate the online data by mixing MNIST and SVHN datasets with a time-varying proportion α_t .
- *CIFAR10-CINIC10* contains real-life subjective images collected from different sources. This dataset is generated similarly to the MNIST-SVHN dataset.

We also conduct experiments on a real-life application where the underlying data distributions exhibit continuous shift.

- *Yearbook* [Yao et al., 2022]: This dataset contains the 37,921 frontal-facing American high school yearbook photos from 1930 to 2013 [Ginosar et al., 2017]. Each photo is a $32 \times 32 \times 1$ grey-scale image associated with a binary label, which represents the student’s gender. This dataset captures the real-life changing of social norms, fashion styles, and population demographics. The offline data is generated with photos before 1930, the online data is generated from 1985, and the data size is 10 per round.

Table 3: Average error (%) over the entire time horizons for different algorithms under various simulated shifts. The best algorithms are emphasized in bold.

	$N_t = 1$							$N_t = 5$						
	FIX	DANN	KMM	KLIEP	uLSIF	OLRE	Accous	FIX	DANN	KMM	KLIEP	uLSIF	OLRE	Accous
Lin	31.79	47.24	40.81	39.48	41.91	28.38	29.98	31.36	44.74	34.16	33.79	33.66	30.08	28.06
	± 0.94	± 3.26	± 0.45	± 0.85	± 0.77	± 0.74	± 0.58	± 0.58	± 0.91	± 3.62	± 0.46	± 0.75	± 0.68	± 0.75
Squ	33.83	43.17	37.42	35.42	38.98	35.84	31.78	33.90	40.58	30.92	30.07	36.23	32.14	29.65
	± 0.39	± 3.52	± 0.45	± 0.49	± 0.38	± 0.77	± 0.91	± 0.31	± 3.49	± 0.18	± 0.65	± 0.88	± 0.65	± 0.35
Sin	35.83	45.07	39.41	39.03	39.64	32.26	30.97	35.32	42.36	34.43	35.56	38.52	30.25	29.87
	± 0.36	± 3.48	± 0.44	± 0.15	± 0.26	± 0.27	± 0.48	± 0.55	± 3.79	± 0.55	± 0.71	± 0.67	± 0.23	± 0.42
Ber	34.09	41.21	37.64	36.23	39.64	32.19	30.07	34.95	39.86	32.68	32.78	31.35	31.49	30.54
	± 0.75	± 3.65	± 0.71	± 0.58	± 0.52	± 0.92	± 0.66	± 0.52	± 2.98	± 0.25	± 0.42	± 0.56	± 0.31	± 0.38

A.2 Additional Experimental Results

In Section 5, we summarize the results of the synthetic experiments, and here in Table 3, we present their numerical results. Overall, the Accous surpasses almost all other methods in the four shift patterns. Compared with the contenders that estimate weights for each round, our proposed method achieves a lower average error. The general domain adaptation method DANN is also inferior in the online setting due to limited amounts of data at each round, making it hard to learn a good representation. The proposed Accous algorithm also outperforms the OLRE algorithm, which reuses all historical data. The above evidence indicates the necessity of reusing historical data and validates the effectiveness of our algorithm.

B Omitted Details for Section 3

This section provides the proofs for Section 3 in the main paper.

B.1 Proof of Proposition 1

Proof of Proposition 1. We first provide an excess risk bound for the model $\hat{\mathbf{w}}_t$ at each time t and then combine them for T rounds. For each time $t \in [T]$, let $\tilde{R}_t(\mathbf{w}) = \mathbb{E}_{(\mathbf{x}, y) \sim S_0} [r_t^*(\mathbf{x}) \ell(\mathbf{w}^\top \mathbf{x}, y)]$ be the risk built upon the true density ratio function r_t^* and $\hat{R}_t(\mathbf{w}) = \mathbb{E}_{(\mathbf{x}, y) \sim S_0} [\hat{r}_t(\mathbf{x}) \ell(\mathbf{w}^\top \mathbf{x}, y)]$ be that built upon the empirical density ratio function \hat{r}_t . We can decompose the excess risk of the trained model $\hat{\mathbf{w}}_t$ as

$$R_t(\hat{\mathbf{w}}_t) - R_t(\mathbf{w}_t^*) = \underbrace{R_t(\hat{\mathbf{w}}_t) - \tilde{R}_t(\hat{\mathbf{w}}_t)}_{\text{term (a)}} + \underbrace{\tilde{R}_t(\hat{\mathbf{w}}_t) - \tilde{R}_t(\mathbf{w}_t^*)}_{\text{term (b)}} + \underbrace{\tilde{R}_t(\mathbf{w}_t^*) - R_t(\mathbf{w}_t^*)}_{\text{term (c)}}.$$

For term (a), by a standard generalization error analysis as shown in Lemma 5, with probability at least $1 - \delta/(2T)$, the gap between $R_t(\hat{\mathbf{w}}_t)$ and $\tilde{R}_t(\hat{\mathbf{w}}_t)$ is bounded by

$$\text{term (a)} = R_t(\hat{\mathbf{w}}_t) - \tilde{R}_t(\hat{\mathbf{w}}_t) \leq \frac{2BGDR}{\sqrt{N_0}} + 4BL \sqrt{\frac{2 \ln((8T)/\delta)}{N_0}}.$$

Then, we proceed to bound term (b).

$$\begin{aligned} \text{term (b)} &= \tilde{R}_t(\hat{\mathbf{w}}_t) - \tilde{R}_t(\mathbf{w}_t^*) \\ &= \tilde{R}_t(\hat{\mathbf{w}}_t) - \hat{R}_t(\hat{\mathbf{w}}_t) + \hat{R}_t(\hat{\mathbf{w}}_t) - \hat{R}_t(\mathbf{w}_t^*) + \hat{R}_t(\mathbf{w}_t^*) - \tilde{R}_t(\mathbf{w}_t^*) \\ &\leq \tilde{R}_t(\hat{\mathbf{w}}_t) - \hat{R}_t(\hat{\mathbf{w}}_t) + \hat{R}_t(\mathbf{w}_t^*) - \tilde{R}_t(\mathbf{w}_t^*) \end{aligned}$$

$$\begin{aligned}
&= \mathbb{E}_{(\mathbf{x}, y) \sim S_0} \left[(r_t^*(\mathbf{x}) - \hat{r}_t(\mathbf{x})) \ell(\hat{\mathbf{w}}_t^\top \mathbf{x}, y) \right] + \mathbb{E}_{(\mathbf{x}, y) \sim S_0} \left[(\hat{r}_t(\mathbf{x}) - r_t^*(\mathbf{x})) \ell((\mathbf{w}_t^*)^\top \mathbf{x}, y) \right] \\
&\leq 2L \mathbb{E}_{\mathbf{x} \sim S_0} [|r_t^*(\mathbf{x}) - \hat{r}_t(\mathbf{x})|],
\end{aligned}$$

where the first inequality is due to the optimality of $\hat{\mathbf{w}}_t$ and the second inequality is by the condition $\max_{\mathbf{x} \in \mathcal{W}, y \in \mathcal{Y}, \mathbf{w} \in \mathcal{W}} |\ell(\mathbf{w}^\top \mathbf{x}, y)| \leq L$.

Finally, as for term (c), since \mathbf{w}_t^* is independent of S_0 , a direct application of the Hoeffding's inequality [Shalev-Shwartz and Ben-David, 2014, Lemma B.6] implies,

$$\text{term (c)} = \tilde{R}_t(\mathbf{w}_t^*) - R_t(\mathbf{w}_t^*) \leq BL \sqrt{\frac{2 \ln((8T)/\delta)}{N_0}}$$

with probability at least $1 - \delta/(2T)$. Combining the upper bounds for term (a), term (b) and term (c) and taking the summation over T rounds, we get

$$\mathfrak{R}_T(\{\hat{\mathbf{w}}_t\}_{t=1}^T) \leq \frac{2BGDRT}{\sqrt{N_0}} + 5BLT \sqrt{\frac{2 \ln((8T)/\delta)}{N_0}} + 2L \sum_{t=1}^T \mathbb{E}_{\mathbf{x} \sim S_0} [|r_t^*(\mathbf{x}) - \hat{r}_t(\mathbf{x})|]$$

with probability at least $1 - \delta$, which completes the proof. \square

B.2 Bias-Variance Trade Off for IWERM

In this part, we provide analyses for the IWERM method learned with the flattered density ratio.

IWERM with Flattered Density Ratio. As shown by Shimodaira [2000] and Yamada et al. [2013], the vanilla IWERM method (6) would suffer from high variance since the outputs of the density ratio function could be large. To control the variance, they proposed to learn with “flattered” versions of the IWERM method. With the same argument, we can train the model at each time t for the continuous shift problem by

$$\hat{\mathbf{w}}_t = \arg \min_{\mathbf{w} \in \mathcal{W}} \mathbb{E}_{\mathbf{x} \sim S_0} [g(\hat{r}_t(\mathbf{x})) \ell(\mathbf{w}^\top \mathbf{x}, y)], \quad (17)$$

where $g : \mathbb{R} \rightarrow \mathbb{R}$ is a certain “flattering” function. For example, it can be chosen as $g(z) = z^\gamma$ [Shimodaira, 2000] or $g(z) = z/(\alpha + (1 - \alpha)z)$ [Shimodaira, 2000] with certain parameters $\gamma, \alpha \in (0, 1)$. We have the following cumulative risk for the “flattered” IWERM methods,

Lemma 3. *For any $\delta > 0$, with probability at least $1 - \delta$ over the drawn of S_0 , the flattered IWERM (17) algorithm with a given density ratio function $\hat{r}_t(\mathbf{x})$ ensures*

$$\mathfrak{R}_T(\{\hat{\mathbf{w}}_t\}_{t=1}^T) \leq \frac{B_g T \cdot C_T(\delta)}{\sqrt{N_0}} + 2L \sum_{t=1}^T \mathbb{E}_{\mathbf{x} \sim \mathcal{D}_0} [|r_t^*(\mathbf{x}) - g(r_t^*(\mathbf{x}))|] + 2L \sum_{t=1}^T \mathbb{E}_{\mathbf{x} \sim S_0} [|g(\hat{r}_t(\mathbf{x})) - g(r_t^*(\mathbf{x}))|], \quad (18)$$

where $B_g = \max_{\mathbf{x} \in \mathcal{X}, t \in [T]} g(r_t^*(\mathbf{x}))$ and $C_T(\delta) = 2G \max_{n \in S_0} \|\mathbf{x}_n\|_2 + 5L \sqrt{2 \ln(8T/\delta)}$.

When $g(z) = z$, Lemma 3 recovers Proposition 1 and the estimator tends to have a high variance since $B_g = B$. To reduce the variance, one can choose $g(z) = z^\gamma$ [Shimodaira, 2000] with a certain $\gamma \in (0, 1)$. Then, we have $B_g = B^\gamma$, which helps to control the variance but will introduce an additional bias term capturing the gap between r_t^* and $g(r_t^*)$. The same situation holds for the choice $g(z) = z/(\alpha + (1 - \alpha)z)$ [Yamada et al., 2013], where the upper bound of the density ratio function can be bounded by $B_g = B/(\alpha + (1 - \alpha)B)$.

The parameters γ and α control the bias-variance trade off. Intuitively, when N_0 is small, we should choose a smaller γ or α to control the variance, but larger parameters are preferred when N_0 is small. The best choice depends on many unknown factors (e.g., the underlying distribution \mathcal{D}_0). For the one-step adaptation case, one can select the value by the importance-weighted cross validation [Sugiyama et al., 2007]. But, it is unclear how to perform such a parameter selection for the continuous shift problem. We leave this problem as future exploration.

Proof of Lemma 3. The proof is almost the same as that of Proposition 1. Let $R_t^g(\mathbf{w}) = \mathbb{E}_{(\mathbf{x}, y) \sim \mathcal{D}_0} [g(r_t^*(\mathbf{x})) \ell(\mathbf{w}^\top \mathbf{x}, y)]$, $\tilde{R}_t^g(\mathbf{w}) = \mathbb{E}_{(\mathbf{x}, y) \sim S_0} [g(r_t^*(\mathbf{x})) \ell(\mathbf{w}^\top \mathbf{x}, y)]$ be the risks defined with the flattered density ratio $g(r_t^*(\mathbf{x}))$. Then, following a similar arguments provided in the proof of Proposition 1, we have

$$\sum_{t=1}^T R_t^g(\hat{\mathbf{w}}_t) - \sum_{t=1}^T R_t^g(\mathbf{w}_t^*) \leq \frac{B_g T C_T(\delta)}{\sqrt{N_0}} + 2L \sum_{t=1}^T \mathbb{E}_{\mathbf{x} \sim S_0} [|g(\hat{r}_t(\mathbf{x})) - g(r_t^*(\mathbf{x}))|] \quad (19)$$

with probability at least $1 - \delta$, where the coefficient $C_T(\delta) = 2G \max_{n \in S_0} \|\mathbf{x}_n\|_2 + 5L\sqrt{2\ln(8T/\delta)}$. Then, we can decompose the cumulative excess risk bound as

$$\begin{aligned} & \sum_{t=1}^T R_t(\hat{\mathbf{w}}_t) - \sum_{t=1}^T R_t(\mathbf{w}_t^*) \\ &= \sum_{t=1}^T R_t(\hat{\mathbf{w}}_t) - \sum_{t=1}^T R_t^g(\hat{\mathbf{w}}_t) + \sum_{t=1}^T R_t^g(\hat{\mathbf{w}}_t) - \sum_{t=1}^T R_t^g(\mathbf{w}_t^*) + \sum_{t=1}^T R_t^g(\mathbf{w}_t^*) - \sum_{t=1}^T R_t(\mathbf{w}_t^*) \\ &\leq \frac{B_g T C_T(\delta)}{\sqrt{N_0}} + 2L \sum_{t=1}^T \mathbb{E}_{\mathbf{x} \sim S_0} [|g(\hat{r}_t(\mathbf{x})) - g(r_t^*(\mathbf{x}))|] + 2L \sum_{t=1}^T \mathbb{E}_{\mathbf{x} \sim \mathcal{D}_0} [|r_t^*(\mathbf{x}) - g(r_t^*(\mathbf{x}))|], \end{aligned}$$

where the last inequality is due to (19) and $|R_t(\mathbf{w}) - R_t^g(\mathbf{w})| \leq L \mathbb{E}_{\mathbf{x} \sim \mathcal{D}_0} [|r_t^*(\mathbf{x}) - g(r_t^*(\mathbf{x}))|]$ for any $\mathbf{w} \in \mathcal{W}$ and $t \in [T]$. \square

Estimation of the Flattered Density Ratio. Lemma 3 shows that the cumulative risk of the flattered IWERM crucially relies on an accurate estimation of the flattered density ratio $\sum_{t=1}^T \mathbb{E}_{\mathbf{x} \sim S_0} [|g(\hat{r}_t(\mathbf{x})) - g(r_t^*(\mathbf{x}))|]$. This part shows that following a similar argument in Section 3.3, we can directly estimate the flattered density ratio by reducing it to a dynamic regret minimization problem. For simplicity, we provide an expected version of the reduction.

Theorem 4. Let $\psi : \mathbb{R} \rightarrow \mathbb{R}$ be a μ -strongly convex function, the estimation error of any density ratio estimator \hat{r}_t defined over \mathcal{D}_0 is bounded by

$$\sum_{t=1}^T \mathbb{E}_{\mathbf{x} \sim \mathcal{D}_0(\mathbf{x})} [|g(r_t^*(\mathbf{x})) - g(\hat{r}_t(\mathbf{x}))|] \leq \sqrt{\frac{2T}{\mu} \left(\sum_{t=1}^T L_t^\psi(g(\hat{r}_t)) - \sum_{t=1}^T L_t^\psi(g(r_t^*)) \right)}.$$

Proof of Theorem 4. We begin with converting the estimation error to the squared formulation,

$$\begin{aligned} \sum_{t=1}^T \mathbb{E}_{\mathbf{x} \sim \mathcal{D}_0(\mathbf{x})} [|g(r_t^*(\mathbf{x})) - g(\hat{r}_t(\mathbf{x}))|] &\leq \sum_{t=1}^T \sqrt{\mathbb{E}_{\mathbf{x} \sim \mathcal{D}_0(\mathbf{x})} [|g(r_t^*(\mathbf{x})) - g(\hat{r}_t(\mathbf{x}))|^2]} \\ &\leq \sqrt{T \left(\sum_{t=1}^T \mathbb{E}_{\mathbf{x} \sim \mathcal{D}_0(\mathbf{x})} [|g(r_t^*(\mathbf{x})) - g(\hat{r}_t(\mathbf{x}))|^2] \right)}, \quad (20) \end{aligned}$$

where the first inequality is by Jensen's inequality and the last inequality is due to the Cauchy-Schwarz inequality. Then, we can bound the squared density ratio estimation error as

$$\begin{aligned}
& \frac{\mu}{2} \mathbb{E}_{\mathbf{x} \sim \mathcal{D}_0(\mathbf{x})} [|g(r_t^*(\mathbf{x})) - g(\hat{r}_t(\mathbf{x}))|^2] \\
& \leq \mathbb{E}_{\mathbf{x} \sim \mathcal{D}_0(\mathbf{x})} [\psi(g(r_t^*(\mathbf{x}))) - \psi(g(\hat{r}_t(\mathbf{x}))) - \partial\psi(g(\hat{r}_t(\mathbf{x}))) (g(r_t^*(\mathbf{x})) - g(\hat{r}_t(\mathbf{x})))] \\
& = \text{EB}_\psi(g(r_t^*) \| g(\hat{r}_t)) = L_t^\psi(g(\hat{r}_t)) - L_t^\psi(g(r_t^*)),
\end{aligned} \tag{21}$$

where the first inequality is due to the strong convexity of the function ψ . The last equality is by the definition of the loss function $L_t^\psi(g(r)) = \mathbb{E}_{\mathbf{x} \sim \mathcal{D}_0(\mathbf{x})} [\partial\psi(g(r(\mathbf{x})))g(r(\mathbf{x})) - \psi(g(r(\mathbf{x})))] - \mathbb{E}_{\mathbf{x} \sim \mathcal{D}_t(\mathbf{x})} [\partial\psi(g(r(\mathbf{x})))]$. Combining (20) and (21), we have

$$\sum_{t=1}^T \mathbb{E}_{\mathbf{x} \sim \mathcal{D}_0(\mathbf{x})} [|g(r_t^*(\mathbf{x})) - g(\hat{r}_t(\mathbf{x}))|] \leq \sqrt{\frac{2T}{\mu} \left(\sum_{t=1}^T L_t^\psi(g(\hat{r}_t)) - L_t^\psi(g(r_t^*)) \right)},$$

which completes the proof. \square

Based on Theorem 4, we can directly train the flattered density ratio by minimizing dynamic regret of $L_t^\psi(g(r))$. However, the loss function might not be convex in general. We show several cases where the loss function is convex with different choices of Bregman divergence function ψ and the flattering function g .

- **Logistic Regression Model.** Choosing $\psi(t) = t \log t - (t+1) \log(1+t)$, $g(z) = z^\gamma$ and training the density ratio function with the hypothesis space $\mathcal{H}_\theta = \{\mathbf{x} \mapsto \exp(\mathbf{x}^\top \theta) \mid \theta \in \Theta\}$, the loss function becomes

$$L_t^\psi(\theta) = \frac{1}{2} \mathbb{E}_{\mathbf{x} \sim \mathcal{D}_0} [\log(1 + \exp(-\gamma \mathbf{x}^\top \theta))] + \frac{1}{2} \mathbb{E}_{\mathbf{x} \sim \mathcal{D}_t} [\log(1 + \exp(\gamma \mathbf{x}^\top \theta))],$$

which recovers the logistic regression model [Bickel et al., 2009] with $g(z) = z^\gamma$.

- **Least Squares Model.** Choosing $\psi(t) = (t-1)^2/2$, $g(z) = z^\gamma$ and training the density ratio function with the hypothesis space $\mathcal{H}_\theta = \{\mathbf{x} \mapsto \mathbf{x}^\top \theta \mid \theta \in \Theta\}$, the loss function becomes

$$L_t^\psi(\theta) = \frac{1}{2} \mathbb{E}_{\mathbf{x} \sim \mathcal{D}_0} [(\mathbf{x}^\top \theta)^{2\gamma}] - \mathbb{E}_{\mathbf{x} \sim \mathcal{D}_t} [(\mathbf{x}^\top \theta)^\gamma] + \frac{1}{2},$$

which recovers the least-squares importance fitting [Kanamori et al., 2009] with $g(z) = z^\gamma$.

The above loss function with the logistic regression model is still exp-concave for all $\gamma > 0$, we can use the technique developed in Section 4 to optimize the dynamic regret over $L_t^\psi(g(r))$. As for the least squares model, the loss function is convex when $\gamma \in [1/2, 1]$, we can also learn with such a function by leveraging the dynamic regret minimization algorithm designed for general convex function (e.g., [Zhang et al., 2018a]).

B.3 Proof of Proposition 2

Proof of Proposition 2. Similar to the proof of Theorem 4, we first convert the estimation error of the density ratio estimators as a squared formulation,

$$\sum_{t=1}^T \mathbb{E}_{\mathbf{x} \sim \mathcal{D}_0(\mathbf{x})} [|\hat{r}_t(\mathbf{x}) - r_t^*(\mathbf{x})|] \leq \sum_{t=1}^T \sqrt{\mathbb{E}_{\mathbf{x} \sim \mathcal{D}_0(\mathbf{x})} [|\hat{r}_t(\mathbf{x}) - r_t^*(\mathbf{x})|^2]}$$

$$\leq \sqrt{T \left(\sum_{t=1}^T \mathbb{E}_{\mathbf{x} \sim \mathcal{D}_0(\mathbf{x})} [|\hat{r}_t(\mathbf{x}) - r_t^*(\mathbf{x})|^2] \right)}. \quad (22)$$

Then, we can bound the squared density ratio estimation error as

$$\begin{aligned} \frac{\mu}{2} \mathbb{E}_{\mathbf{x} \sim \mathcal{D}_0(\mathbf{x})} [|\hat{r}_t(\mathbf{x}) - r_t^*(\mathbf{x})|^2] &\leq \mathbb{E}_{\mathbf{x} \sim \mathcal{D}_0(\mathbf{x})} [\psi(r_t^*(\mathbf{x})) - \psi(\hat{r}_t(\mathbf{x})) - \partial\psi(\hat{r}_t(\mathbf{x})) (r_t^*(\mathbf{x}) - \hat{r}_t(\mathbf{x}))] \\ &= \text{EB}_\psi(r_t^* \| \hat{r}_t) = L_t^\psi(\hat{r}_t) - L_t^\psi(r_t^*), \end{aligned} \quad (23)$$

where the first inequality is due to the strong convexity of the function ψ . The last equality is by the definition of the loss function L_t^ψ . Combining (22) and (23), we have

$$\sum_{t=1}^T \mathbb{E}_{\mathbf{x} \sim \mathcal{D}_0(\mathbf{x})} [|\hat{r}_t(\mathbf{x}) - r_t^*(\mathbf{x})|] \leq \sqrt{\frac{2T}{\mu} \left(\sum_{t=1}^T L_t^\psi(\hat{r}_t) - \sum_{t=1}^T L_t^\psi(r_t^*) \right)}.$$

□

B.4 Proof of Theorem 1

Proof of Theorem 1. Following the same arguments in obtaining (22), the empirical cumulative estimation error of the density ratio estimators can be bounded as

$$\sum_{t=1}^T \mathbb{E}_{\mathbf{x} \sim S_0(\mathbf{x})} [|\hat{r}_t(\mathbf{x}) - r_t^*(\mathbf{x})|] \leq \sqrt{T \left(\sum_{t=1}^T \mathbb{E}_{\mathbf{x} \sim S_0(\mathbf{x})} [|\hat{r}_t(\mathbf{x}) - r_t^*(\mathbf{x})|^2] \right)}. \quad (24)$$

Then, we proceed to bound the squared cumulative estimation error by the regret of the loss function $\tilde{L}_t^\psi(r)$ defined in (10). For notation simplicity, we define

$$f_1(z) = \partial\psi(z)z - \psi(z) \quad \text{and} \quad f_2(z) = \partial\psi(z).$$

In such a case, the loss function $\tilde{L}_t^\psi(r) = \mathbb{E}_{\mathbf{x} \sim S_0} [f_1(r(\mathbf{x}))] - \mathbb{E}_{\mathbf{x} \sim \mathcal{D}_t(\mathbf{x})} [f_2(r(\mathbf{x}))]$ and the regret over \tilde{L}_t^ψ can be written as

$$\tilde{L}_t^\psi(\hat{r}_t) - \tilde{L}_t^\psi(r_t^*) = \mathbb{E}_{\mathbf{x} \sim S_0} [f_1(\hat{r}_t(\mathbf{x})) - f_1(r_t^*(\mathbf{x}))] - \mathbb{E}_{\mathbf{x} \sim \mathcal{D}_t} [f_2(\hat{r}_t(\mathbf{x})) - f_2(r_t^*(\mathbf{x}))]. \quad (25)$$

For the first term of R.H.S. of (25), by the Taylor's Theorem, for each $\mathbf{x} \in \mathcal{X}$, we have

$$\begin{aligned} &\mathbb{E}_{\mathbf{x} \sim S_0} [f_1(\hat{r}_t(\mathbf{x})) - f_1(r_t^*(\mathbf{x}))] \\ &= \mathbb{E}_{\mathbf{x} \sim S_0} \left[\partial f_1(r_t^*(\mathbf{x}))(\hat{r}_t(\mathbf{x}) - r_t^*(\mathbf{x})) + \frac{\partial^2 f_1(\xi_{\mathbf{x}})}{2} (\hat{r}_t(\mathbf{x}) - r_t^*(\mathbf{x}))^2 \right] \\ &\geq \mathbb{E}_{\mathbf{x} \sim S_0} [\partial^2 \psi(r_t^*(\mathbf{x})) r_t^*(\mathbf{x}) (\hat{r}_t(\mathbf{x}) - r_t^*(\mathbf{x}))] + \frac{\mu}{2} \mathbb{E}_{\mathbf{x} \sim S_0} [(\hat{r}_t(\mathbf{x}) - r_t^*(\mathbf{x}))^2]. \end{aligned} \quad (26)$$

In above $\xi_{\mathbf{x}} \in \text{dom } \psi$ is a certain point on the line collecting $\hat{r}_t(\mathbf{x})$ and $r_t^*(\mathbf{x})$. The second inequality is due to the definition of f_1 such that,

$$\partial^2 f_1(\xi_{\mathbf{x}}) = \partial^2 \psi(\xi_{\mathbf{x}}) - \partial^3 \psi(\xi_{\mathbf{x}}) \xi_{\mathbf{x}} \geq \mu,$$

where the inequality holds due to the μ -strong convexity of $\psi(z)$ and the condition $\xi_{\mathbf{x}} \partial^3 \psi(\xi_{\mathbf{x}}) \leq 0$ for all $\xi_{\mathbf{x}} \in \text{dom } \psi$.

Then, we proceed to bound the second term of R.H.S. of (25),

$$\begin{aligned}
& \mathbb{E}_{\mathbf{x} \sim \mathcal{D}_t} [f_2(\hat{r}_t(\mathbf{x})) - f_2(r_t^*(\mathbf{x}))] \\
&= \mathbb{E}_{\mathbf{x} \sim \mathcal{D}_t} [\partial f_2(r_t^*(\mathbf{x})) (\hat{r}_t(\mathbf{x}) - r_t^*(\mathbf{x}))] + \mathbb{E}_{\mathbf{x} \sim \mathcal{D}_t} \left[\frac{\partial^2 f_2(\xi_{\mathbf{x}})}{2} (\hat{r}_t(\mathbf{x}) - r_t^*(\mathbf{x}))^2 \right] \\
&\leq \mathbb{E}_{\mathbf{x} \sim \mathcal{D}_t} [\partial^2 \psi(r_t^*(\mathbf{x})) (\hat{r}_t(\mathbf{x}) - r_t^*(\mathbf{x}))] = \mathbb{E}_{\mathbf{x} \sim \mathcal{D}_0} [\partial^2 \psi(r_t^*(\mathbf{x})) r_t^*(\mathbf{x}) (\hat{r}_t(\mathbf{x}) - r_t^*(\mathbf{x}))], \quad (27)
\end{aligned}$$

In above $\xi_{\mathbf{x}} \in \text{dom } \psi$ is a certain point on the line connecting $\hat{r}_t(\mathbf{x})$ and $r_t^*(\mathbf{x})$. The first inequality is due to the definition of f_2 and the condition on ψ , such that $\partial^2 f_2(\xi_{\mathbf{x}}) = \partial^3 \psi(\xi_{\mathbf{x}}) \leq 0$. Plugging (26) and (27) into (25), and rearranging the terms, we arrive

$$\frac{\mu}{2} \mathbb{E}_{\mathbf{x} \sim S_0} [(\hat{r}_t(\mathbf{x}) - r_t^*(\mathbf{x}))^2] \leq \tilde{L}_t^\psi(\hat{r}_t) - \tilde{L}_t^\psi(r_t^*) + U_t, \quad (28)$$

where $U_t = \mathbb{E}_{\mathbf{x} \sim \mathcal{D}_0} [\partial^2 \psi(r_t^*(\mathbf{x})) r_t^*(\mathbf{x}) (\hat{r}_t(\mathbf{x}) - r_t^*(\mathbf{x}))] - \mathbb{E}_{\mathbf{x} \sim S_0} [\partial^2 \psi(r_t^*(\mathbf{x})) r_t^*(\mathbf{x}) (\hat{r}_t(\mathbf{x}) - r_t^*(\mathbf{x}))]$.

It remains to analyze the generalization gap U_t for every iteration. The main challenge is that the learned model \hat{r}_t depends on the initial dataset S_0 and the generalization error is related to the complexity of the hypothesis of the density ratio estimator. In the following lemma, we use the covering number [Shalev-Shwartz and Ben-David, 2014, Chapter 27] to measure the complexity of the hypothesis space. It is possible to provide an upper bound of U_t with other advanced complexity measure.

Lemma 4. *Let $\mathcal{H}_r := \{r : \mathcal{X} \rightarrow \mathbb{R} \mid \|r\|_\infty \leq B'_r\}$ be a hypothesis space of the density ratio function whose covering number is $N(\mathcal{H}_r, \varepsilon, \|\cdot\|_\infty)$. Then, for all model $r \in \mathcal{H}_r$ and $\delta \in (0, 1)$, we have the following upper bound*

$$\begin{aligned}
U_t &= \mathbb{E}_{\mathbf{x} \sim \mathcal{D}_0} [\partial^2 \psi(r_t^*(\mathbf{x})) r_t^*(\mathbf{x}) (r(\mathbf{x}) - r_t^*(\mathbf{x}))] - \mathbb{E}_{\mathbf{x} \sim S_0} [\partial^2 \psi(r_t^*(\mathbf{x})) r_t^*(\mathbf{x}) (r(\mathbf{x}) - r_t^*(\mathbf{x}))] \\
&\leq \frac{C_r(\mu) \log(2N(\mathcal{H}_r, \varepsilon, \|\cdot\|_\infty)/\delta)}{N_0} + \frac{\mu}{4} \mathbb{E}_{S_0} [(r(\mathbf{x}) - r_t^*(\mathbf{x}))^2] + 2A_r \varepsilon + \frac{\mu \varepsilon^2}{4},
\end{aligned}$$

with probability at least $1 - \delta$ for any $\varepsilon > 0$, where $C_r(\mu) = 4A_r B_r/3 + 16A_r^2/\mu + 3\mu B_r^2 = \mathcal{O}(\max\{\mu, 1/\mu\})$ with constants $A_r = |\max_{\mathbf{x} \in \mathcal{X}} \partial^2 \psi(r_t^*(\mathbf{x})) r_t^*(\mathbf{x})|$, and $B_r = \max\{B, B'_r\}$.

Combining (28) and Lemma 4 with the hypothesis space $\mathcal{H}_r = \mathcal{H}_\theta \triangleq \{\mathbf{x} \mapsto h(\mathbf{x}, \theta) \mid \theta \in \Theta\}$ and rearranging the terms yields,

$$\frac{\mu}{4} \mathbb{E}_{\mathbf{x} \sim S_0} [(\hat{r}_t(\mathbf{x}) - r_t^*(\mathbf{x}))^2] \leq \tilde{L}_t^\psi(\hat{r}_t) - \tilde{L}_t^\psi(r_t^*) + \frac{C_r(\mu) \log(2N(\mathcal{H}_\theta, \varepsilon, \|\cdot\|_\infty)/\delta)}{N_0} + 2A_r \varepsilon + \frac{\mu \varepsilon^2}{4}.$$

Further choosing $\varepsilon = 1/T$ and taking the summation of the T iterations, we have

$$\begin{aligned}
& \frac{\mu}{4} \sum_{t=1}^T \mathbb{E}_{\mathbf{x} \sim S_0} [(\hat{r}_t(\mathbf{x}) - r_t^*(\mathbf{x}))^2] \\
&\leq \sum_{t=1}^T \tilde{L}_t^\psi(\hat{r}_t) - \sum_{t=1}^T \tilde{L}_t^\psi(r_t^*) + \frac{C_r(\mu) T \log(2TN(\mathcal{H}_\theta, 1/T, \|\cdot\|_\infty)/\delta)}{N_0} + D_r \quad (29)
\end{aligned}$$

where $D_r = 2A_r + \mu/(4T) = \mathcal{O}(1)$ is a constant. Then, we proceed to bound the covering number of the hypothesis space \mathcal{H}_θ . Let $\theta, \theta' \in \Theta$ be the corresponding parameters for the two density ratio function $r, r' \in \mathcal{H}_\theta$. Then, we can show that for any $\|\theta - \theta'\|_2 \leq \varepsilon$, we have

$$\|r - r'\|_\infty = \max_{\mathbf{x} \in \mathcal{X}} |h(\mathbf{x}, \theta) - h(\mathbf{x}, \theta')| \leq G_h \|\theta - \theta'\|_2,$$

where $G_h = \max_{\mathbf{x} \in \mathcal{X}, \theta \in \Theta} \|\nabla h(\mathbf{x}, \theta)\|_2$ is the Lipschitz continuity constant. Then, we can check that the covering number of \mathcal{H}_θ in terms of $\|\cdot\|_\infty$ can be bounded by that of Θ in terms of $\|\cdot\|_2$ as

$$N(\mathcal{H}_\theta, 1/T, \|\cdot\|_\infty) \leq N(\Theta, 1/(G_h T), \|\cdot\|_2) \leq (3SG_h T)^d. \quad (30)$$

In the above, the last inequality holds because the parameter space Θ is essentially a L_2 -ball with radius S , whose covering number is bounded by $(3S/\varepsilon)^d$ [Pisier, 1999]. Then, plugging (30) into (29), we arrive

$$\sum_{t=1}^T \mathbb{E}_{\mathbf{x} \sim S_0} \left[(\hat{r}_t(\mathbf{x}) - r_t^*(\mathbf{x}))^2 \right] \leq \frac{4}{\mu} \sum_{t=1}^T \left(\tilde{L}_t^\psi(\hat{r}_t) - \tilde{L}_t^\psi(r_t^*) \right) + \frac{4dT C_r(\mu) \log(6SG_h T/\delta)}{\mu N_0} + \frac{4D_r}{\mu}.$$

Then, we complete the proof by plugging this inequality into (24),

$$\begin{aligned} & \sum_{t=1}^T \mathbb{E}_{\mathbf{x} \sim S_0(\mathbf{x})} [|\hat{r}_t(\mathbf{x}) - r_t^*(\mathbf{x})|] \\ & \leq \sqrt{\frac{4T}{\mu} \left(\sum_{t=1}^T L_t^\psi(\hat{r}_t) - \sum_{t=1}^T L_t^\psi(r_t^*) \right) + \frac{4dT^2 C_r(\mu) \log(6SG_h T/\delta)}{\mu N_0} + \frac{4TD_r}{\mu}} \\ & = \sqrt{\frac{4T}{\mu} \max \left\{ \sum_{t=1}^T L_t^\psi(\hat{r}_t) - \sum_{t=1}^T L_t^\psi(r_t^*), 0 \right\}} + \mathcal{O} \left(\max \left\{ 1, \frac{1}{\mu} \right\} \cdot \frac{T\sqrt{d} \log(T/\delta)}{\sqrt{N_0}} \right). \end{aligned}$$

□

B.5 Useful Lemmas

Lemma 5. Let $\tilde{R}_t(\mathbf{w}) = \mathbb{E}_{(\mathbf{x}, y) \sim S_0} [r_t^*(\mathbf{x}) \ell(\mathbf{w}^\top \mathbf{x}, y)]$. With probability at least $1 - \delta$ over the drawn of S_0 , all predictions $\mathbf{w} \in \mathcal{W}$ satisfy

$$|R_t(\mathbf{w}) - \tilde{R}_t(\mathbf{w})| \leq \frac{2BGDR}{\sqrt{N_0}} + 4BL \sqrt{\frac{2 \ln(4/\delta)}{N_0}}.$$

Proof of Lemma 5. Since the risk function $\tilde{R}_t(\mathbf{w})$ is bounded by BL for all $\mathbf{w} \in \mathcal{W}$, the standard analysis on generalization bound with Rademacher complexity (e.g. [Shalev-Shwartz and Ben-David, 2014, Theorem 26.5]) shows that

$$|R_t(\mathbf{w}) - \tilde{R}_t(\mathbf{w})| \leq 2\hat{\mathfrak{R}}_{S_0}(\mathcal{L}_t) + 4BL \sqrt{\frac{2 \ln(4/\delta)}{N_0}}$$

for any $\mathbf{w} \in \mathcal{W}$. In above, the function space \mathcal{L}_t is defined as $\mathcal{L}_t = \{(\mathbf{x}, y) \mapsto r_t^*(\mathbf{x}) \ell(\mathbf{w}^\top \mathbf{x}, y) \mid \mathbf{w} \in \mathcal{W}\}$ and $\hat{\mathfrak{R}}_{S_0}(\mathcal{L}_t) = \frac{1}{N_0} \mathbb{E}_{\sigma \sim \{\pm 1\}^{N_0}} \left[\sup_{\mathbf{w} \in \mathcal{W}} \sum_{n=1}^{N_0} \sigma_n r_t(\mathbf{x}_n) \ell(\mathbf{w}^\top \mathbf{x}_n, y_n) \right]$ is the empirical Rademacher complexity of \mathcal{L}_t .

Note that the function $\phi_n : \mathbb{R} \rightarrow \mathbb{R}$ defined as $\phi_n(z) = r_t^*(\mathbf{x}_n) \ell(z, y_n)$ is BG -Lipschitz, such that $|\phi_n(\mathbf{w}_1^\top \mathbf{x}_n) - \phi_n(\mathbf{w}_2^\top \mathbf{x}_n)| \leq BG |(\mathbf{w}_1 - \mathbf{w}_2)^\top \mathbf{x}_n|$ for any $\mathbf{w}_1, \mathbf{w}_2 \in \mathcal{W}$. Then, according to the Talagrand's lemma [Shalev-Shwartz and Ben-David, 2014, Lemma 26.9], we have

$$\hat{\mathfrak{R}}_{S_0}(\mathcal{L}_t) \leq BG \hat{\mathfrak{R}}_{S_0}(\tilde{\mathcal{W}}),$$

where $\widetilde{\mathcal{W}} = \{\mathbf{x} \mapsto \mathbf{w}^\top \mathbf{x} \mid \mathbf{w} \in \mathcal{W}\}$ is a hypothesis space for the linear functions. By [Shalev-Shwartz and Ben-David \[2014, Lemma 26.10\]](#), the Rademacher complexity of the linear function class is bounded by

$$\widehat{\mathfrak{R}}_{S_0}(\widetilde{\mathcal{W}}) \leq \frac{D \max_{\mathbf{x}_n \in S_0} \|\mathbf{x}_n\|_2}{\sqrt{N_0}} \leq \frac{DR}{\sqrt{N_0}}.$$

We complete the proof by combining the above displayed inequalities. \square

Proof of Lemma 4. We begin with the analysis for the generalization gap for a fixed model $r \in \mathcal{H}_r$. For notation simplicity, we denote by

$$f_r(\mathbf{x}) = \partial^2 \psi(r_t^*(\mathbf{x})) r_t^*(\mathbf{x}) (r(\mathbf{x}) - r_t^*(\mathbf{x})),$$

and let the random variable $Z_i = \mathbb{E}_{\mathbf{x} \sim \mathcal{D}_0}[f_r(\mathbf{x})] - f_r(\mathbf{x}_i)$ for any $\mathbf{x}_i \in S_0$. Since \mathbf{x}_i is i.i.d. sampled from \mathcal{D}_0 and f_r is independent of S_0 , we have $\mathbb{E}[Z_i] = 0$ and $|Z_i| \leq 2A_r B_r$ with the constants $A_r = \max_{\mathbf{x} \in \mathcal{X}} |\partial^2 \psi(r_t^*(\mathbf{x})) r_t^*(\mathbf{x})|$ and $B_r = \max\{B, \max_{\mathbf{x} \in \mathcal{X}, r \in \mathcal{H}_r} |r(\mathbf{x})|\}$. Besides, the variance of Z_i is bounded by

$$\mathbb{E}[Z_i^2] = \mathbb{E}_{\mathbf{x} \sim \mathcal{D}_0}[(f_r(\mathbf{x}))^2] - (\mathbb{E}_{\mathbf{x} \sim \mathcal{D}_0}[f_r(\mathbf{x})])^2 \leq \mathbb{E}_{\mathbf{x} \sim \mathcal{D}_0}[(f_r(\mathbf{x}))^2],$$

Then, by the Bernstein's inequality [[Shalev-Shwartz and Ben-David, 2014, Lemma B.9](#)], with probability at least $1 - \delta$, we have

$$\begin{aligned} \mathbb{E}_{\mathbf{x} \sim \mathcal{D}_0}[f_r(\mathbf{x})] - \mathbb{E}_{\mathbf{x} \sim S_0}[f_r(\mathbf{x})] &\leq \frac{4A_r B_r \log(1/\delta)}{3N_0} + \sqrt{\frac{2 \log(1/\delta) \mathbb{E}_{\mathcal{D}_0}[(f_r(\mathbf{x}))^2]}{N_0}} \\ &\leq \left(\frac{4A_r B_r}{3} + \frac{16A_r^2}{\mu} \right) \frac{\log(1/\delta)}{N_0} + \frac{\mu}{8A_r^2} \mathbb{E}_{\mathcal{D}_0}[(f_r(\mathbf{x}))^2] \\ &\leq \left(\frac{4A_r B_r}{3} + \frac{16A_r^2}{\mu} \right) \frac{\log(1/\delta)}{N_0} + \frac{\mu}{8} \mathbb{E}_{\mathcal{D}_0}[(r(\mathbf{x}) - r_t^*(\mathbf{x}))^2] \end{aligned} \quad (31)$$

where the first inequality is due to the AM-GM inequality. The second inequality is due to the fact that $|f_r(\mathbf{x})| \leq |\partial^2 \psi(r_t^*(\mathbf{x})) r_t^*(\mathbf{x})| \cdot |r(\mathbf{x}) - r_t^*(\mathbf{x})| \leq A_r |r(\mathbf{x}) - r_t^*(\mathbf{x})|$ for any $\mathbf{x} \in \mathcal{X}$.

Then, since r is a fixed model in \mathcal{H}_r , we can further bound $\mathbb{E}_{\mathcal{D}_0}[(r(\mathbf{x}) - r_t^*(\mathbf{x}))^2]$ by $\mathbb{E}_{S_0}[(r(\mathbf{x}) - r_t^*(\mathbf{x}))^2]$ by applying the Bernstein's inequality to the random variable $Y_i = (r(\mathbf{x}_i) - r_t^*(\mathbf{x}_i))^2 / (4B_r^2)$. Specifically, after checking $\mathbb{E}[Y_i] = \mathbb{E}_{\mathcal{D}_0}[(r(\mathbf{x}) - r_t^*(\mathbf{x}))^2] / (4B_r^2)$ and $Y_i \in [0, 1]$, a direct application of [Shalev-Shwartz and Ben-David \[2014, Lemma B.10\]](#) implies

$$\begin{aligned} &\mathbb{E}_{\mathcal{D}_0}[(r(\mathbf{x}) - r_t^*(\mathbf{x}))^2] \\ &\leq \mathbb{E}_{S_0}[(r(\mathbf{x}) - r_t^*(\mathbf{x}))^2] + \frac{16B_r^2 \log(1/\delta)}{N_0} + \sqrt{\frac{8B_r^2 \mathbb{E}_{S_0}[(r(\mathbf{x}) - r_t^*(\mathbf{x}))^2] \log(1/\delta)}{N_0}} \\ &\leq \frac{24B_r^2 \log(1/\delta)}{N_0} + \mathbb{E}_{S_0}[(r(\mathbf{x}) - r_t^*(\mathbf{x}))^2], \end{aligned} \quad (32)$$

where the last inequality is due to the AM-GM inequality. Plugging (32) into (31), for a fixed $r \in \mathcal{H}_r$, we have

$$\mathbb{E}_{\mathbf{x} \sim \mathcal{D}_0}[f_r(\mathbf{x})] - \mathbb{E}_{\mathbf{x} \sim S_0}[f_r(\mathbf{x})]$$

$$\leq \left(\frac{4A_r B_r}{3} + \frac{16A_r^2}{\mu} + 3\mu B_r^2 \right) \frac{\log(2/\delta)}{N_0} + \frac{\mu}{8} \mathbb{E}_{S_0} \left[(r(\mathbf{x}) - r_t^*(\mathbf{x}))^2 \right],$$

with probability at least $1 - \delta$.

Then, based on the notion of covering number, we show a union bound of U_t over all $r \in \mathcal{H}_r$. Let $\mathcal{N}(\mathcal{H}_r, \varepsilon, \|\cdot\|_\infty)$ be the ε -net of \mathcal{H}_r such that for any $r \in \mathcal{H}_r$ one can find a $r' \in \mathcal{N}(\mathcal{H}_r, \varepsilon, \|\cdot\|_\infty)$ satisfying $\|r - r'\|_\infty \leq \varepsilon$. The covering number $N(\mathcal{H}_r, \varepsilon, \|\cdot\|_\infty)$ is defined as the minimal cardinality of an ε -net of \mathcal{H}_r . By taking the union bound over all $r' \in \mathcal{N}(\mathcal{H}_r, \varepsilon, \|\cdot\|_\infty)$, with probability at least $1 - \delta$, the following holds for any $r' \in \mathcal{N}(\mathcal{H}_r, \varepsilon, \|\cdot\|_\infty)$,

$$\begin{aligned} & \mathbb{E}_{\mathbf{x} \sim D_0} [f_{r'}(\mathbf{x})] - \mathbb{E}_{\mathbf{x} \sim S_0} [f_{r'}(\mathbf{x})] \\ & \leq \frac{C_r(\mu) \log \left(\frac{2N(\mathcal{H}_r, \varepsilon, \|\cdot\|_\infty)}{\delta} \right)}{N_0} + \frac{\mu}{8} \mathbb{E}_{S_0} \left[(r'(\mathbf{x}) - r_t^*(\mathbf{x}))^2 \right], \end{aligned} \quad (33)$$

where $C_r(\mu) = 4A_r B_r/3 + 16A_r^2/\mu + 3\mu B_r^2 = \mathcal{O}(\max\{\mu, 1/\mu\})$. Then, for any model $r \in \mathcal{H}_r$, we can show

$$\begin{aligned} & \mathbb{E}_{\mathbf{x} \sim D_0} [f_r(\mathbf{x})] - \mathbb{E}_{\mathbf{x} \sim S_0} [f_r(\mathbf{x})] \\ & = \mathbb{E}_{\mathbf{x} \sim D_0} [f_{r'}(\mathbf{x})] - \mathbb{E}_{\mathbf{x} \sim S_0} [f_{r'}(\mathbf{x})] + \mathbb{E}_{\mathbf{x} \sim D_0} [f_r(\mathbf{x}) - f_{r'}(\mathbf{x})] - \mathbb{E}_{\mathbf{x} \sim S_0} [f_r(\mathbf{x}) - f_{r'}(\mathbf{x})] \\ & \leq \mathbb{E}_{\mathbf{x} \sim D_0} [f_{r'}(\mathbf{x})] - \mathbb{E}_{\mathbf{x} \sim S_0} [f_{r'}(\mathbf{x})] + 2\varepsilon A_r \\ & \stackrel{(33)}{\leq} \frac{C_r(\mu) \log(2N(\mathcal{H}_r, \varepsilon, \|\cdot\|_\infty)/\delta)}{N_0} + \frac{\mu}{8} \mathbb{E}_{S_0} \left[(r'(\mathbf{x}) - r_t^*(\mathbf{x}))^2 \right] + 2A_r \varepsilon \\ & \leq \frac{C_r(\mu) \log(2N(\mathcal{H}_r, \varepsilon, \|\cdot\|_\infty)/\delta)}{N_0} + \frac{\mu}{4} \mathbb{E}_{S_0} \left[(r(\mathbf{x}) - r_t^*(\mathbf{x}))^2 \right] + 2A_r \varepsilon + \frac{\mu \varepsilon^2}{4}, \end{aligned}$$

where the first inequality is due to the property of the ε -net such that

$$\mathbb{E}_{\mathbf{x} \sim D_0} [f_r(\mathbf{x}) - f_{r'}(\mathbf{x})] \leq \mathbb{E}_{\mathbf{x} \sim D_0} [|\partial^2 \psi(r_t^*(\mathbf{x})) r'(\mathbf{x})| \cdot |r(\mathbf{x}) - r_t^*(\mathbf{x})|] \leq A_r \|r - r'\|_\infty \leq A_r \varepsilon.$$

The last inequality is by

$$\begin{aligned} & \frac{\mu}{8} \mathbb{E}_{S_0} \left[(r'(\mathbf{x}) - r_t^*(\mathbf{x}))^2 \right] \leq \frac{\mu}{4} \mathbb{E}_{S_0} \left[(r(\mathbf{x}) - r_t^*(\mathbf{x}))^2 \right] + \frac{\mu}{4} \mathbb{E}_{S_0} \left[(r(\mathbf{x}) - r'(\mathbf{x}))^2 \right] \\ & \leq \frac{\mu}{4} \mathbb{E}_{S_0} \left[(r(\mathbf{x}) - r_t^*(\mathbf{x}))^2 \right] + \frac{\mu}{4} \|r - r'\|_\infty^2 \leq \frac{\mu}{4} \mathbb{E}_{S_0} \left[(r(\mathbf{x}) - r_t^*(\mathbf{x}))^2 \right] + \frac{\mu \varepsilon^2}{4}. \end{aligned}$$

Thus, we complete the proof. \square

C Omitted Details for Section 4

This section provides the proofs for Section 4 of the main paper.

C.1 Proof of Lemma 1

This section provides the proof of the ONS algorithm. Since the analysis of the single base-learner is independent from the online ensemble structure, for notation simplicity, we omit the subscribe of the base-learner in the analysis. Specifically, we abbreviate the prediction $\hat{\theta}_{t,i}$, matrix $A_{t,i}$ and the interval I_i as $\hat{\theta}_t$, matrix A_t and the interval I respectively.

C.1.1 Main Proof

Proof of Lemma 1. We begin the proof of the dynamic regret with a lemma on the static regret of the ONS algorithm, whose proof is proved in Appendix C.1.2. For notation simplicity, we omit the subscribes of the base-learner, where the prediction $\theta_{t,i}$, matrix $A_{t,i}$ and interval I_i is abbreviated as θ_t , A_t and I , respectively.

Lemma 6. *Set $\gamma = 6(1 + \beta)$ and $\lambda = 1$. With probability at least $1 - 2\delta$, for any $\delta \in (0, 1]$, the ONS algorithm (13) running on the interval $I = [s, e] \subseteq [T]$ ensures*

$$\sum_{t \in I} \tilde{L}_t(\hat{\theta}_t) - \sum_{t \in I} \tilde{L}_t(\theta) \leq C_I^{(1)}(\delta) = \mathcal{O}(d\beta \log(|I|/\delta))$$

for any $\theta \in \Theta$, where $C_I^{(1)}(\delta) = 12d\beta' \log(1 + |I|R^2) + \frac{S^2}{3\beta'} + (48\beta' + \frac{6S^2R^2}{\beta'}) \log \frac{\sqrt{2|I|+1}}{\delta} + (4SR + \frac{S^2R^2}{\beta'}) \sqrt{\log \frac{2|I|+1}{\delta^2}}$ and $\beta' = \beta + 1$.

Then, we can decompose the dynamic regret as follows,

$$\begin{aligned} \sum_{t \in I} \tilde{L}_t(\hat{\theta}_t) - \sum_{t \in I} \tilde{L}_t(\theta_t^*) &= \sum_{t \in I} \tilde{L}_t(\hat{\theta}_t) - \sum_{t \in I} \tilde{L}_t(\bar{\theta}_I^*) + \sum_{t \in I} \tilde{L}_t(\bar{\theta}_I^*) - \sum_{t \in I} \tilde{L}_t(\theta_t^*) \\ &\leq C_I^{(1)}(\delta) + \sum_{t \in I} \tilde{L}_t(\bar{\theta}_I^*) - \sum_{t \in I} \tilde{L}_t(\theta_t^*), \end{aligned} \quad (34)$$

where $\bar{\theta}_I^* = \frac{1}{|I|} \sum_{t \in I} \theta_t^*$ is an averaged prediction of the function minimizers over T rounds. Under the condition all function minimizers lie in the interior of Θ , we have $\bar{\theta}_I^* \in \Theta$. As a consequence, the last inequality holds due to Lemma 6.

Then, we proceed to bound the last two terms of the R.H.S. of the above inequality. Since the first-order derivative of the sigmoid function $\sigma'(z) = \exp(-z)/(1 + \exp(-z))^2 \leq 1/4$ for any $z \in \mathbb{R}$. Let $I_d \in \mathbb{R}^{d \times d}$ be the identity matrix. we can check \tilde{L}_t is a $R^2/4$ -smooth function such that $\nabla^2 \tilde{L}_t(\theta) = \frac{1}{2} \mathbb{E}_{\mathbf{x} \sim S_0} [\sigma'(\mathbf{x}^\top \theta) \mathbf{x} \mathbf{x}^\top] + \frac{1}{2} \mathbb{E}_{\mathbf{x} \sim \mathcal{D}_t} [\sigma'(\mathbf{x}^\top \theta) \mathbf{x} \mathbf{x}^\top] \preceq \frac{R^2}{4} I_d$ for any $\theta \in \Theta$. Then, with probability at least $1 - 2\delta$, we have

$$\begin{aligned} \tilde{L}_t(\bar{\theta}_I^*) - \tilde{L}_t(\theta_t^*) &\leq \langle \nabla \tilde{L}_t(\theta_t^*), \bar{\theta}_I^* - \theta_t^* \rangle + \frac{R^2}{8} \|\bar{\theta}_I^* - \theta_t^*\|_2^2 \\ &\leq \frac{8}{R^2} \|\nabla \tilde{L}_t(\theta_t^*)\|_2^2 + \frac{R^2}{4} \|\bar{\theta}_I^* - \theta_t^*\|_2^2 \\ &\leq \frac{16 \ln((d+1)/\delta)}{N_0} + \frac{R^2}{4} \|\bar{\theta}_I^* - \theta_t^*\|_2^2 + o\left(\frac{\log(d/\delta)}{N_0}\right) \\ &\leq \frac{16 \ln((d+1)/\delta)}{N_0} + \frac{R^2}{4} (V_I^\theta)^2 + o\left(\frac{\log(d/\delta)}{N_0}\right) \end{aligned} \quad (35)$$

where $V_I^\theta = \sum_{t=s+1}^e \|\theta_{t-1}^* - \theta_t^*\|_2$ with s being the start time of the interval I and e being the ending time. In above, the first inequality is due to the smoothness of the loss function and the second inequality comes from the AM-GM inequality. The third inequality is due to Lemma 7. The last inequality can be obtained by the definition of $\bar{\theta}_I^*$ such that

$$\|\bar{\theta}_I^* - \theta_t^*\|_2^2 = \left(\left\| \frac{1}{|I|} \sum_{\tau \in I} \theta_\tau^* - \theta_t^* \right\|_2 \right)^2 \leq \left(\frac{1}{|I|} \sum_{\tau \in I} \|\theta_\tau^* - \theta_t^*\|_2 \right)^2 \leq (V_I^\theta)^2.$$

Plugging (35) into (34) and taking the summation over T rounds, we obtain

$$\begin{aligned} \sum_{t \in I} \tilde{L}_t(\hat{\theta}_t) - \sum_{t \in I} \tilde{L}_t(\theta) &\leq C_I^{(1)}(\delta) + \frac{16|I| \ln((d+1)|I|/\delta)}{N_0} + \frac{R^2}{4}|I|(V_I^\theta)^2 + o\left(\frac{|I| \ln(d|I|/\delta)}{N_0}\right) \\ &= \mathcal{O}\left(d\beta \log(|I|/\delta) + \frac{|I| \ln(d|I|/\delta)}{N_0} + |I|(V_I^\theta)^2\right) \end{aligned}$$

with probability at least $1 - 3\delta$. We have completed the proof. \square

C.1.2 Useful Lemmas

Lemma 6. *Set $\gamma = 6(1 + \beta)$ and $\lambda = 1$. With probability at least $1 - 2\delta$, for any $\delta \in (0, 1]$, the ONS algorithm (13) running on the interval $I \subseteq [T]$ ensures,*

$$\sum_{t \in I} \tilde{L}_t(\hat{\theta}_t) - \sum_{t \in I} \tilde{L}_t(\theta) \leq C_I^{(1)}(\delta) = \mathcal{O}(d\beta \log(|I|/\delta))$$

for any $\theta \in \Theta$, where $C_I^{(1)}(\delta) = 12d\beta' \log(1 + |I|R^2) + \frac{S^2}{3\beta'} + (48\beta' + \frac{6S^2R^2}{\beta'}) \log \frac{\sqrt{2|I|+1}}{\delta} + (4SR + \frac{S^2R^2}{\beta'}) \sqrt{\log \frac{2|I|+1}{\delta^2}}$ and $\beta' = \beta + 1$.

Proof of Lemma 6. The main difference between the proof of Lemma 6 and the standard analysis for the ONS algorithm (e.g., proof of [Hazan, 2016, Theorem 4.3]) is that the later one is for the full information online learning setting, in which the learner can exactly observe the loss function \tilde{L}_t . However, in the continuous covariate shift problem, we can only observe the empirical loss \hat{L}_t , which poses the challenge to bound a generalization gap between the expected loss \tilde{L}_t and the empirical observation \hat{L}_t (e.g. term (b) in (41)). We manage to show such a gap can be bounded by $\mathcal{O}(\log T)$ with the self-normalized concentration inequality for the martingale different sequence.

We start with the analysis of the instantaneous regret. By the Taylor's theorem, we have

$$\hat{L}_t(\hat{\theta}_t) - \hat{L}_t(\theta) = \langle \nabla \hat{L}_t(\hat{\theta}_t), \hat{\theta}_t - \theta \rangle - \frac{1}{2}(\hat{\theta}_t - \theta)^\top \nabla^2 \hat{L}_t(\xi_t)(\hat{\theta}_t - \theta), \quad (36)$$

where $\xi_t \in \mathbb{R}^d$ is a certain point on the line connecting θ and $\hat{\theta}_t$. In above, the second order derivative $\nabla^2 \hat{L}_t$ can be further lower bounded by

$$\begin{aligned} \nabla^2 \hat{L}_t(\xi_t) &= \frac{1}{2} \mathbb{E}_{\mathbf{x} \sim S_0} [\sigma'(\mathbf{x}^\top \xi_t) \mathbf{x} \mathbf{x}^\top] + \frac{1}{2} \mathbb{E}_{\mathbf{x} \sim S_t} [\sigma'(\mathbf{x}^\top \xi_t) \mathbf{x} \mathbf{x}^\top] \\ &\succcurlyeq \frac{1}{4(1 + e^{SR})} \left(\mathbb{E}_{\mathbf{x} \sim S_0} [\mathbf{x} \mathbf{x}^\top] + \mathbb{E}_{\mathbf{x} \sim S_t} [\mathbf{x} \mathbf{x}^\top] \right) \succcurlyeq \frac{1}{2(1 + \beta)} \nabla \hat{L}_t(\hat{\theta}_t) \nabla \hat{L}_t(\hat{\theta}_t)^\top, \end{aligned} \quad (37)$$

where $\sigma'(z) = \exp(-z)/(1 + \exp(-z))^2$ is the first-order derivative of the sigmoid function $\sigma(z) = 1/(1 + \exp(-z))$ and $A \succcurlyeq B$ indicates $A - B$ is a positive semi-definite matrix for any matrix $A, B \in \mathbb{R}^{d \times d}$. The first equality is due to the definition of \tilde{L}_t and the second inequality is due to Lemma 8.

Plugging (37) into (36), we have

$$\hat{L}_t(\hat{\theta}_t) - \hat{L}_t(\theta) \leq \langle \nabla \hat{L}_t(\hat{\theta}_t), \hat{\theta}_t - \theta \rangle - \frac{1}{4(1 + \beta)} \left(\nabla \hat{L}_t(\hat{\theta}_t)^\top (\hat{\theta}_t - \theta) \right)^2. \quad (38)$$

Let $\mathbb{E}_t[\cdot] = \mathbb{E}_{S_t \sim \mathcal{D}_t}[\cdot \mid S_0, S_1, \dots, S_{t-1}]$ be the expectation taken over the draw of S_t conditioned on the randomness until round $t-1$. Since $\hat{\theta}_t$ is independent of S_t , we have $\mathbb{E}_t[\hat{L}_t(\hat{\theta}_t)] = \tilde{L}_t(\hat{\theta}_t)$ and $\mathbb{E}_t[\nabla \hat{L}_t(\hat{\theta}_t)] = \nabla \tilde{L}_t(\hat{\theta}_t)$. Taking the expectation over both sides of (38) yields

$$\begin{aligned} & \tilde{L}_t(\hat{\theta}_t) - \tilde{L}_t(\theta) \\ & \leq \langle \nabla \tilde{L}_t(\hat{\theta}_t), \hat{\theta}_t - \theta \rangle - \frac{1}{4(1+\beta)} \mathbb{E}_t \left[(\nabla \hat{L}_t(\hat{\theta}_t)^\top (\hat{\theta}_t - \theta))^2 \right] \\ & = \langle \nabla \hat{L}_t(\hat{\theta}_t), \hat{\theta}_t - \theta \rangle + \langle \nabla \tilde{L}_t(\hat{\theta}_t) - \nabla \hat{L}_t(\hat{\theta}_t), \hat{\theta}_t - \theta \rangle - \frac{1}{4(1+\beta)} \mathbb{E}_t \left[(\nabla \hat{L}_t(\hat{\theta}_t)^\top (\hat{\theta}_t - \theta))^2 \right] \end{aligned} \quad (39)$$

where the first term of the R.H.S. can be further bounded by

$$\begin{aligned} & \langle \nabla \hat{L}_t(\hat{\theta}_t), \hat{\theta}_t - \theta \rangle \\ & = \langle \nabla \hat{L}_t(\hat{\theta}_t), \hat{\theta}_{t+1} - \theta \rangle + \langle \nabla \hat{L}_t(\hat{\theta}_t), \hat{\theta}_t - \hat{\theta}_{t+1} \rangle \\ & \leq \frac{1}{2\gamma} \left(\|\hat{\theta}_t - \theta\|_{A_t}^2 - \|\hat{\theta}_{t+1} - \theta\|_{A_t}^2 - \|\hat{\theta}_t - \hat{\theta}_{t+1}\|_{A_t}^2 \right) + \langle \nabla \hat{L}_t(\hat{\theta}_t), \hat{\theta}_t - \hat{\theta}_{t+1} \rangle \\ & \leq \frac{1}{2\gamma} \left(\|\hat{\theta}_t - \theta\|_{A_t}^2 - \|\hat{\theta}_{t+1} - \theta\|_{A_t}^2 - \|\hat{\theta}_t - \hat{\theta}_{t+1}\|_{A_t}^2 \right) + 2\gamma \|\nabla \hat{L}_t(\hat{\theta}_t)\|_{A_t^{-1}}^2 + \frac{1}{2\gamma} \|\hat{\theta}_t - \hat{\theta}_{t+1}\|_{A_t}^2 \\ & = 2\gamma \|\nabla \hat{L}_t(\hat{\theta}_t)\|_{A_t^{-1}}^2 + \frac{1}{2\gamma} \left(\|\hat{\theta}_t - \theta\|_{A_t}^2 - \|\hat{\theta}_{t+1} - \theta\|_{A_t}^2 \right) \\ & = 2\gamma \|\nabla \hat{L}_t(\hat{\theta}_t)\|_{A_t^{-1}}^2 + \frac{1}{2\gamma} \left(\|\hat{\theta}_t - \theta\|_{A_{t-1}}^2 - \|\hat{\theta}_{t+1} - \theta\|_{A_t}^2 \right) + \frac{1}{2\gamma} (\nabla \hat{L}_t(\hat{\theta}_t)^\top (\hat{\theta}_t - \theta))^2. \end{aligned} \quad (40)$$

In above, the first inequality is due to the update rule of the ONS algorithm and the Bregman proximal inequality [Zhao et al., 2021b, Lemma 5]. The second inequality is due to the AM-GM inequality. The last equality is due the definition of A_t such that $\|\hat{\theta}_t - \theta\|_{A_t}^2 - \|\hat{\theta}_t - \theta\|_{A_{t-1}}^2 = (\nabla \hat{L}_t(\hat{\theta}_t)^\top (\hat{\theta}_t - \theta))^2$.

Plugging (40) into (39) and taking the summation over the interval $I = [s, e]$, we have

$$\begin{aligned} & \sum_{t \in I} \tilde{L}_t(\hat{\theta}_t) - \sum_{t \in I} \tilde{L}_t(\theta) \\ & \leq \underbrace{2\gamma \sum_{t \in I} \|\nabla \hat{L}_t(\hat{\theta}_t)\|_{A_t^{-1}}^2 + \frac{1}{2\gamma} \|\hat{\theta}_s - \theta\|_{A_s}^2 + \frac{1}{2\gamma} \sum_{t \in I} (\nabla \hat{L}_t(\hat{\theta}_t)^\top (\hat{\theta}_t - \theta))^2}_{\text{term (a)}} \\ & \quad + \underbrace{\sum_{t \in I} \langle \nabla \tilde{L}_t(\hat{\theta}_t) - \nabla \hat{L}_t(\hat{\theta}_t), \hat{\theta}_t - \theta \rangle - \frac{1}{4(1+\beta)} \sum_{t \in I} \mathbb{E}_t \left[(\nabla \hat{L}_t(\hat{\theta}_t)^\top (\hat{\theta}_t - \theta))^2 \right]}_{\text{term (b)}}. \end{aligned} \quad (41)$$

Now, we proceed to bound term (a) and term (b), respectively. Firstly, according to Lemma 9, we can show term (a) is bounded by

$$\text{term (a)} \leq 2d\gamma \log \left(1 + \frac{|I|R^2}{\lambda} \right).$$

Then, we handle term (b) with the Bernstein-type self-normalized concentration inequality [Mahdavi et al., 2015, Theorem 4]. Specifically, let $\mathbb{E}_t[\cdot] = \mathbb{E}_{S_t \sim \mathcal{D}_t}[\cdot \mid S_0, S_1, \dots, S_{t-1}]$ be the expectation taken over the draw of S_t conditioned on the randomness until round $t-1$. Denoting

by $Z_t = \langle \nabla \tilde{L}_t(\hat{\theta}_t) - \nabla \hat{L}_t(\hat{\theta}_t), \hat{\theta}_t - \theta \rangle$, it is easy to check $\{Z_t\}_{t=s}^e$ is a martingale difference sequence such that $\mathbb{E}_t[Z_t] = 0$ and $|Z_t| \leq 4SR$. Lemma 10 with the choice $\nu = 1/(48(1 + \beta))$ indicates,

$$\begin{aligned} \text{term (b)} &\leq \frac{1}{24(1 + \beta)} \sum_{t \in I} \left((\nabla \hat{L}_t(\hat{\theta}_t)^\top (\hat{\theta}_t - \theta))^2 + \mathbb{E}_t \left[\left(\nabla \hat{L}_t(\hat{\theta}_t)^\top (\hat{\theta}_t - \theta) \right)^2 \right] \right) \\ &\quad + 48(1 + \beta) \log \frac{\sqrt{2|I| + 1}}{\delta} + 4SR \sqrt{\log \frac{2|I| + 1}{\delta^2}}. \end{aligned} \quad (42)$$

Combining the upper bounds for term (a) and term (b) with (41), we have

$$\begin{aligned} &\sum_{t \in I} \tilde{L}_t(\hat{\theta}_t) - \sum_{t \in I} \tilde{L}_t(\theta) \\ &\leq 2d\gamma \log \left(1 + \frac{|I|R^2}{\lambda} \right) + \frac{2\lambda S^2}{\gamma} + 48(1 + \beta) \log \frac{\sqrt{2|I| + 1}}{\delta} + 4SR \sqrt{\log \frac{2|I| + 1}{\delta^2}} \\ &\quad + \underbrace{\left(\frac{1}{2\gamma} + \frac{1}{24(1 + \beta)} \right) \sum_{t \in I} (\nabla \hat{L}_t(\hat{\theta}_t)^\top (\hat{\theta}_t - \theta))^2 - \frac{5}{24(1 + \beta)} \sum_{t \in I} \mathbb{E}_t \left[(\nabla \hat{L}_t(\hat{\theta}_t)^\top (\hat{\theta}_t - \theta))^2 \right]}_{\text{term (c)}} \end{aligned} \quad (43)$$

Then, setting $\gamma = 6(1 + \beta)$, with probability at least $1 - \delta$, we can bound term (c) by

$$\begin{aligned} \text{term (c)} &\leq \frac{1}{6(1 + \beta)} \left(\frac{3}{4} \sum_{t \in I} \nabla \hat{L}_t(\hat{\theta}_t)^\top (\hat{\theta}_t - \theta)^2 - \frac{5}{4} \sum_{t \in I} \mathbb{E}_t \left[(\nabla \hat{L}_t(\hat{\theta}_t)^\top (\hat{\theta}_t - \theta))^2 \right] \right) \\ &\leq \frac{6S^2 R^2}{1 + \beta} \log \frac{\sqrt{2|I| + 1}}{\delta} + \frac{S^2 R^2}{1 + \beta} \sqrt{\log \frac{2|I| + 1}{\delta^2}}, \end{aligned}$$

where the last inequality is due to Lemma 11. Combining the upper bound for term (c) and (43) and setting $\lambda = 1$, we have

$$\begin{aligned} \sum_{t \in I} \tilde{L}_t(\hat{\theta}_t) - \sum_{t \in I} \tilde{L}_t(\theta) &\leq 12d(1 + \beta) \log \left(1 + |I|R^2 \right) + \frac{S^2}{3\beta + 3} \\ &\quad + \left(48(\beta + 1) + \frac{6S^2 R^2}{1 + \beta} \right) \log \frac{\sqrt{2|I| + 1}}{\delta} + \left(4SR + \frac{S^2 R^2}{\beta + 1} \right) \sqrt{\log \frac{2|I| + 1}{\delta^2}} \\ &= \mathcal{O}(d\beta \log(|I|/\delta)), \end{aligned}$$

with probability at least $1 - 2\delta$, which completes the proof. \square

Lemma 7. *When all the minimizers $\theta_t^* = \arg \min_{\theta \in \mathbb{R}^d} L_t(\theta)$ lie in the interior of Θ , then we have*

$$\|\nabla \tilde{L}_t(\theta_t^*)\|_2^2 = \frac{2R^2 \ln((d + 1)/\delta)}{N_0} + o\left(\frac{\log(d/\delta)}{N_0}\right).$$

Proof of Lemma 7. Since all the minimizers $\theta_t^* = \arg \min_{\theta \in \mathbb{R}^d} L_t(\theta)$ lie in the interior of Θ , then we have $\nabla L_t(\theta_t^*) = 0$ and the term $\|\nabla \tilde{L}_t(\theta_t^*)\|_2^2$ can be rewritten as

$$\begin{aligned} \|\nabla \tilde{L}_t(\theta_t^*)\|_2^2 &= \|\nabla \tilde{L}_t(\theta_t^*) - \nabla L_t(\theta_t^*)\|_2^2 \\ &= \frac{1}{4} \|\mathbb{E}_{\mathbf{x} \sim S_0}[(\sigma(\mathbf{x}^\top \theta_t^*) - 1)\mathbf{x}] - \mathbb{E}_{\mathbf{x} \sim \mathcal{D}_0}[(\sigma(\mathbf{x}^\top \theta_t^*) - 1)\mathbf{x}]\|_2^2 \end{aligned}$$

$$= \frac{1}{4} \left\| \frac{1}{N_0} \sum_{n=1}^{N_0} Z_n \right\|_2^2, \quad (44)$$

where $\{Z_n\}_{n=1}^{N_0}$ with $Z_n = (\sigma(\mathbf{x}_n^\top \theta_t^*) - 1)\mathbf{x}_n - \mathbb{E}_{\mathbf{x} \sim \mathcal{D}_0}[(\sigma(\mathbf{x}^\top \theta_t^*) - 1)\mathbf{x}]$ are N_0 independent random vectors. We can check that $\mathbb{E}_{\mathbf{x}_n \sim \mathcal{D}_0}[Z_n] = 0$ and $\|Z_n\|_2 \leq 2R$ for any $\mathbf{x}_n \in \mathcal{X}$. Then by the Hoeffding's inequality for the random vector [Tropp, 2015, Theorem 6.1.1], with probability at least $1 - \delta$, we have

$$\left\| \frac{1}{N_0} \sum_{n=1}^{N_0} Z_n \right\|_2 \leq \frac{2R \ln((d+1)\delta)}{3N_0} + \sqrt{\frac{8R^2 \ln((d+1)/\delta)}{N_0}}. \quad (45)$$

Plugging (45) into (44) obtains $\|\nabla \tilde{L}_t(\theta_t^*)\|_2^2 = \frac{2R^2 \ln((d+1)/\delta)}{N_0} + o\left(\frac{\log(d/\delta)}{N_0}\right)$. \square

Lemma 8. Let $\nabla \hat{L}_t(\hat{\theta}_t) = \frac{1}{2} \mathbb{E}_{\mathbf{x} \sim S_0}[(\sigma(\mathbf{x}^\top \hat{\theta}_t) - 1)\mathbf{x}] + \frac{1}{2} \mathbb{E}_{\mathbf{x} \sim S_t}[\sigma(\mathbf{x}^\top \hat{\theta}_t)\mathbf{x}]$. We have

$$2\nabla \hat{L}_t(\hat{\theta}_t) \nabla \hat{L}_t(\hat{\theta}_t)^\top \preceq \mathbb{E}_{\mathbf{x} \sim S_0}[\mathbf{x}\mathbf{x}^\top] + \mathbb{E}_{\mathbf{x} \sim S_t}[\mathbf{x}\mathbf{x}^\top].$$

Proof of Lemma 8. For notation simplicity, we denote by $\mathbf{a}_t = \mathbb{E}_{\mathbf{x} \sim S_0}[(\sigma(\mathbf{x}^\top \hat{\theta}_t) - 1)\mathbf{x}]$ and $\mathbf{b}_t = \mathbb{E}_{\mathbf{x} \sim S_t}[\sigma(\mathbf{x}^\top \hat{\theta}_t)\mathbf{x}]$. Then, according to the definition of $\nabla \hat{L}_t(\hat{\theta}_t)$, we have

$$\nabla \hat{L}_t(\hat{\theta}_t) \nabla \hat{L}_t(\hat{\theta}_t)^\top = \frac{1}{4}(\mathbf{a}_t + \mathbf{b}_t)(\mathbf{a}_t + \mathbf{b}_t)^\top \preceq \frac{1}{2}(\mathbf{a}_t \mathbf{a}_t^\top + \mathbf{b}_t \mathbf{b}_t^\top),$$

where the last inequality is due to Lemma 16. We can further bound the R.H.S. of the above inequality by

$$\begin{aligned} \mathbf{a}_t \mathbf{a}_t^\top &= \left(\mathbb{E}_{\mathbf{x} \sim S_0}[(\sigma(\mathbf{x}^\top \hat{\theta}_t) - 1)\mathbf{x}] \right) \left(\mathbb{E}_{\mathbf{x} \sim S_0}[(\sigma(\mathbf{x}^\top \hat{\theta}_t) - 1)\mathbf{x}] \right)^\top \\ &\preceq \mathbb{E}_{\mathbf{x} \sim S_0}[(\sigma(\mathbf{x}^\top \hat{\theta}_t) - 1)^2 \mathbf{x}\mathbf{x}^\top] \preceq \mathbb{E}_{\mathbf{x} \sim S_0}[\mathbf{x}\mathbf{x}^\top]. \end{aligned}$$

In above the first inequality is due to the fact that $\mathbb{E}[\mathbf{a}]\mathbb{E}[\mathbf{a}]^\top \preceq \mathbb{E}[\mathbf{a}\mathbf{a}^\top]$ for any random vector $\mathbf{a} \in \mathbb{R}^d$. The second inequality comes from $(\sigma(\mathbf{x}^\top \hat{\theta}_t) - 1)^2 \leq 1$ since the output value of the sigmoid function σ is bounded in $(0, 1)$. A similar arguments shows $\mathbf{b}_t \mathbf{b}_t^\top \leq \mathbb{E}_{\mathbf{x} \sim S_t}[\mathbf{x}\mathbf{x}^\top]$.

Combining it with above displayed inequalities completes the proof. \square

Lemma 9. The predictions returned by the ONS algorithm satisfies,

$$\sum_{t \in I} \|\nabla \hat{L}_t(\hat{\theta}_t)\|_{A_t^{-1}}^2 \leq d \log \left(1 + \frac{|I|R^2}{\lambda} \right).$$

Proof of Lemma 9. The proof follows the standard arguments in the analysis of the online Newton step algorithm [Hazan, 2016, Theorem 4.3]. We present the proof here for self-containedness.

$$\begin{aligned} \sum_{t \in I} \|\nabla \hat{L}_t(\hat{\theta}_t)\|_{A_t^{-1}}^2 &= \sum_{t \in I} \nabla \hat{L}_t(\hat{\theta}_t)^\top A_t^{-1} \nabla \hat{L}_t(\hat{\theta}_t) \\ &= \sum_{t \in I} \text{trace} \left(A_t^{-1} \nabla \hat{L}_t(\hat{\theta}_t) \nabla \hat{L}_t(\hat{\theta}_t)^\top \right) \\ &= \sum_{t \in I} \text{trace} \left(A_t^{-1} (A_t - A_{t-1}) \right) \end{aligned}$$

$$\leq \sum_{t \in I} \log \frac{|A_t|}{|A_{t-1}|} = \log \frac{|A_e|}{|A_s|},$$

where the last inequality is due to the fact that $\text{trace}(A^{-1}(A-B)) \leq \log(|A|/|B|)$ for any positive definite matrix satisfying $A \succ B \succ 0$ [Hazan, 2016, Lemma 4.5].

By definition, we have $A_s = \lambda I_d \in \mathbb{R}^{d \times d}$ and we have $A_e = \lambda I_d + \sum_{t \in I} \nabla \hat{L}_t(\hat{\theta}_t) \nabla \hat{L}_t(\hat{\theta}_t)^\top$. Furthermore, since $\|\nabla \hat{L}_t(\hat{\theta}_t)\|_2 \leq R$, we have $|A_e| \leq (|I|R^2 + \lambda)^d$. In such a case, we can bound the above inequality by

$$\sum_{t \in I} \|\nabla \hat{L}_t(\hat{\theta}_t)\|_{A_t^{-1}}^2 \leq \log \frac{|A_e|}{|A_s|} \leq \log \frac{(|I|R^2 + \lambda)^d}{\lambda^d} \leq d \log \left(1 + \frac{|I|R^2}{\lambda} \right)$$

and finish the proof. \square

Lemma 10. Let $Z_t = \langle \nabla \tilde{L}_t(\hat{\theta}_t) - \nabla \hat{L}_t(\hat{\theta}_t), \hat{\theta}_t - \theta \rangle$. Then, with probability at least $1 - \delta$, we have

$$\begin{aligned} \sum_{t \in I} Z_t &\leq 2\nu \sum_{t \in I} \left(\nabla \hat{L}_t(\hat{\theta}_t)^\top (\hat{\theta}_t - \theta) \right)^2 + 2\nu \sum_{t \in I} \mathbb{E}_t \left[\left(\nabla \hat{L}_t(\hat{\theta}_t)^\top (\hat{\theta}_t - \theta) \right)^2 \right] \\ &\quad + \frac{1}{\nu} \log \frac{\sqrt{2|I|+1}}{\delta} + 4SR \sqrt{\log \frac{2|I|+1}{\delta^2}} \end{aligned}$$

for any $\delta \in (0, 1)$ and $\nu > 0$.

Proof of Lemma 10. We can check that $\{Z_t\}_{t=s}^e$ is a martingale difference sequence such that $\mathbb{E}_t[Z_t] = 0$ since $\hat{\theta}_t$ is independent of S_t . Further noting that $|Z_t| \leq \|\nabla \tilde{L}_t(\hat{\theta}_t) - \nabla \hat{L}_t(\hat{\theta}_t)\|_2 \|\hat{\theta}_t - \theta\|_2 \leq 4SR$, a direct application of Lemma 17 shows that

$$\sum_{t \in I} Z_t \leq \nu \sum_{t \in I} Z_t^2 + \nu \sum_{t \in I} \mathbb{E}_t [Z_t^2] + \frac{1}{\nu} \log \frac{\sqrt{2|I|+1}}{\delta} + 4SR \sqrt{\log \frac{2|I|+1}{\delta^2}}, \quad (46)$$

with probability at least $1 - \delta$ for any $\nu > 0$. Then, for any $t \in [T]$, we can further bound the term Z_t^2 and $\mathbb{E}_t[Z_t^2]$ by

$$Z_t^2 = \langle \nabla \tilde{L}_t(\hat{\theta}_t) - \nabla \hat{L}_t(\hat{\theta}_t), \hat{\theta}_t - \theta \rangle^2 \leq 2\langle \nabla \tilde{L}_t(\hat{\theta}_t), \hat{\theta}_t - \theta \rangle^2 + 2\langle \nabla \hat{L}_t(\hat{\theta}_t), \hat{\theta}_t - \theta \rangle^2 \quad (47)$$

and

$$\mathbb{E}_t[Z_t^2] = \mathbb{E}_t[\langle \nabla \hat{L}_t(\hat{\theta}_t), \hat{\theta}_t - \theta \rangle^2] - \langle \nabla \tilde{L}_t(\hat{\theta}_t), \hat{\theta}_t - \theta \rangle^2,$$

where the first inequality is due to the fact $(a-b)^2 \leq 2a^2 + 2b^2$ for any $a, b \in \mathbb{R}$. Then, combining the above two displayed inequalities and taking the summation over T iterations, we have

$$\sum_{t \in I} Z_t^2 + \sum_{t \in I} \mathbb{E}_t[Z_t^2] \leq \sum_{t \in I} Z_t^2 + 2 \sum_{t \in I} \mathbb{E}_t[Z_t^2] \leq 2\langle \nabla \hat{L}_t(\hat{\theta}_t), \hat{\theta}_t - \theta \rangle^2 + 2\mathbb{E}_t[\langle \nabla \hat{L}_t(\hat{\theta}_t), \hat{\theta}_t - \theta \rangle^2]. \quad (48)$$

We complete the proof by plugging (48) into (46). \square

Lemma 11. Letting $Y_t = (\nabla \hat{L}_t(\hat{\theta}_t)^\top (\hat{\theta}_t - \theta))^2 - \mathbb{E}_t[(\nabla \hat{L}_t(\hat{\theta}_t)^\top (\hat{\theta}_t - \theta))^2]$, with probability at least $1 - \delta$, we have

$$\frac{3}{4} \sum_{t \in I} (\nabla \hat{L}_t(\hat{\theta}_t)^\top (\hat{\theta}_t - \theta))^2 - \frac{5}{4} \sum_{t \in I} \mathbb{E}_t[(\nabla \hat{L}_t(\hat{\theta}_t)^\top (\hat{\theta}_t - \theta))^2] \leq \Lambda_T(\delta)$$

for any $\delta \in (0, 1)$, where $\Lambda_I(\delta) = 32S^2R^2 \log \frac{\sqrt{2|I|+1}}{\delta} + 4S^2R^2 \sqrt{\log \frac{2|I|+1}{\delta^2}}$

Proof of Lemma 11. We can check $\{Y_t\}_{t=s}^e$ is a martingale difference sequence such that $|Y_t| \leq 4S^2R^2$. As a consequence, a direct application of Lemma 17 implies,

$$\begin{aligned} \sum_{t \in I} Y_t &= \sum_{t \in I} (\nabla \hat{L}_t(\hat{\theta}_t)^\top (\hat{\theta}_t - \theta))^2 - \sum_{t \in I} \mathbb{E}_t [(\nabla \hat{L}_t(\hat{\theta}_t)^\top (\hat{\theta}_t - \theta))^2] \\ &\leq 2\nu \sum_{t \in I} \left((\nabla \hat{L}_t(\hat{\theta}_t)^\top (\hat{\theta}_t - \theta))^4 + \mathbb{E}_t [(\nabla \hat{L}_t(\hat{\theta}_t)^\top (\hat{\theta}_t - \theta))^4] \right) + \frac{1}{\nu} \log \frac{\sqrt{2|I|+1}}{\delta} + 4S^2R^2 \sqrt{\log \frac{2|I|+1}{\delta^2}} \\ &\leq \frac{1}{4} \sum_{t \in I} \left((\nabla \hat{L}_t(\hat{\theta}_t)^\top (\hat{\theta}_t - \theta))^2 + \mathbb{E}_t [(\nabla \hat{L}_t(\hat{\theta}_t)^\top (\hat{\theta}_t - \theta))^2] \right) + 32S^2R^2 \log \frac{\sqrt{2|I|+1}}{\delta} + 4S^2R^2 \sqrt{\log \frac{2|I|+1}{\delta^2}}, \end{aligned}$$

where the first inequality follows the proof of Lemma 10 and the second inequality is due to the parameter setting $\nu = 1/(32S^2R^2)$ and the condition that $(\nabla \hat{L}_t(\hat{\theta}_t)^\top (\hat{\theta}_t - \theta))^2 \leq 4S^2R^2$. Rearranging the above inequality, we have

$$\begin{aligned} &\frac{3}{4} \sum_{t \in I} (\nabla \hat{L}_t(\hat{\theta}_t)^\top (\hat{\theta}_t - \theta))^2 - \frac{5}{4} \sum_{t \in I} \mathbb{E}_t [(\nabla \hat{L}_t(\hat{\theta}_t)^\top (\hat{\theta}_t - \theta))^2] \\ &\leq 32S^2R^2 \log \frac{\sqrt{2|I|+1}}{\delta} + 4S^2R^2 \sqrt{\log \frac{2|I|+1}{\delta^2}}, \end{aligned}$$

which completes the proof. \square

C.2 Proof of Lemma 2

C.2.1 Main Proof

Our analysis for the meta-learner is based on that of the strongly adaptive algorithm [Jun et al., 2017], where the problem of tracking base-learners on the corresponding intervals is converted to a sleeping expert problem [Freund et al., 1997]. The main challenge of our problem is that the feedback function is noisy. Thus, we require to provide tight analysis on the generalization gap between \hat{L}_t and \tilde{L}_t without ruining the $\mathcal{O}(\log T)$ regret guarantee. By twisting the meta-algorithm from Hedge [Freund and Schapire, 1997] used in the previous work to Adapt-ML-Prod [Gaillard et al., 2014], we show that the generalization gap can be cancelled by the negative term introduced by the exp-concavity of the loss functions.

Proof of Lemma 2. To prove Lemma 2, we show that the final prediction $\hat{\theta}_t$ generated by rule $\hat{\theta}_t = \sum_{\mathcal{E}_i \in \mathcal{A}_t} p_{t,i} \hat{\theta}_{t,i}$ with the weight update procedure (14), (15) and (16) is identical to an algorithm learning in the standard prediction with expert advice (PEA) setting [Cesa-Bianchi and Lugosi, 2006], where all base-learners submit their predictions at each time $t \in [T]$.

Lemma 12. *For any base-learner \mathcal{E}_i , let \mathcal{E}'_i be a surrogate of \mathcal{E}_i , whose prediction $\bar{\theta}_{t,i} = \hat{\theta}_{t,i}$ is the same as that of \mathcal{E}_i for any $t \in I_i$ and $\bar{\theta}_{t,i} = \hat{\theta}_t$ for other iterations. Then, for any time $t \in [T]$, the surrogate meta-learner predicts as*

$$\bar{\theta}_t = \sum_{i \in [K]} \bar{p}_{t,i} \bar{\theta}_{t,i} \quad \text{and} \quad \bar{p}_{t,i} = \frac{\bar{\varepsilon}_{t-1,i} \bar{v}_{t-1,i}}{\sum_{i \in [K]} \bar{\varepsilon}_{t-1,i} \bar{v}_{t-1,i}}, \quad (49)$$

where the potential $\bar{v}_{t,i}$ and the learning rate $\bar{\varepsilon}_{t,i}$ is defined as

$$\bar{v}_{t,i} = \left(\bar{v}_{t-1,i} \cdot (1 + \bar{\varepsilon}_{t-1,i} \bar{m}_{t,i}) \right)^{\frac{\bar{\varepsilon}_{t,i}}{\bar{\varepsilon}_{t-1,i}}} \quad \text{for all } t \in [T], \quad (50)$$

and

$$\bar{\varepsilon}_{t,i} = \min \left\{ \frac{1}{2}, \sqrt{\frac{\ln K}{1 + \sum_{\tau=1}^t \bar{m}_{\tau,j}^2}} \right\} \text{ for all } t \in [T] \quad (51)$$

with $\bar{m}_{t,i} = \langle \hat{L}_t(\bar{\theta}_t), \bar{\theta}_t - \bar{\theta}_{t,i} \rangle$, $\bar{v}_{0,i} = 1/K$ and $\bar{\varepsilon}_{0,i} = \min\{1/2, \ln K\}$ for all $i \in [K]$. Then, we have $\bar{\theta}_t = \hat{\theta}_t$ for any $t \in [T]$.

We have the following guarantee for the final prediction generated by the surrogate algorithm defined by (49).

Lemma 13. *With probability at least $1 - 2\delta$, for any $\delta \in (0, 1)$, the prediction returned by the surrogate meta-algorithm defined as (49) ensures,*

$$\sum_{t=1}^T \tilde{L}_t(\bar{\theta}_t) - \sum_{t=1}^T \tilde{L}_t(\bar{\theta}_{t,j}) \leq C_T^{(2)}(\delta) = \mathcal{O}(\beta \log(T/\delta) + \beta \ln K)$$

for any base-algorithm \mathcal{E}'_i , $i \in [K]$, where $C_T^{(2)}(\delta) = \frac{16(1+\beta)S^2R^2(C'_T)^2}{\ln K} + \frac{1}{6(1+\beta)} + 2C'_T + \left(24(1+\beta) + \frac{11S^2R^2}{1+\beta}\right) \log \frac{\sqrt{2T+1}}{\delta} + \left(4SR + \frac{S^2R^2}{2(1+\beta)}\right) \sqrt{\log \frac{2T+1}{\delta^2}}$ and $C'_T = 3 \ln K + \ln \left(1 + \frac{K}{2e}(1 + \ln(T+1))\right) = \mathcal{O}(\ln K + \ln \ln T)$.

Then, according to the relationship between \mathcal{E}_i and \mathcal{E}'_i , we can bound the regret of the final prediction $\hat{\theta}_t$ with respect to that of any base-learner \mathcal{E}_i over the interval I_i by

$$\sum_{t \in I_i} \tilde{L}_t(\hat{\theta}_t) - \sum_{t \in I_i} \tilde{L}_t(\hat{\theta}_{t,j}) = \sum_{t=1}^T \tilde{L}_t(\hat{\theta}_t) - \sum_{t=1}^T \tilde{L}_t(\hat{\theta}_{t,j}) \leq C_T^{(2)}(\delta) = \mathcal{O}(\beta \log(T/\delta) + \beta \ln K).$$

In above, the first equality is due to Lemma 12 and the definition of the surrogate base-learner \mathcal{E}'_i such that $\bar{\theta}_{t,i} = \hat{\theta}_{t,i}$ for any $t \in I_i$ and $\bar{\theta}_{t,i} = \hat{\theta}_t$ for any $t \in [T]/I_i$. The first inequality is due to Lemma 13. In the last equality, we treat double logarithmic factors in T as a constant, following previous studies [Luo and Schapire, 2015, Adamskiy et al., 2016]. We have completed the proof. \square

C.2.2 Useful Lemma

Proof of Lemma 12. We show that the predictions $\hat{\theta}_t$ and $\bar{\theta}_t$ by the two algorithm are exactly the same for any $t \in [T]$ by induction. At iteration $t \in [T]$, we have the following two induction hypotheses:

- *IH1:* the final predictions satisfy $\hat{\theta}_\tau = \bar{\theta}_\tau$ for all $\tau \leq t$.
- *IH2:* any base-algorithms $\mathcal{E}_i \in \mathcal{A}_\tau$ satisfy $p_{\tau,i} = \bar{p}_{\tau,i} / (\sum_{i \in \mathcal{A}_\tau} \bar{p}_{\tau,i})$ for all $\tau \leq t$.

Base case: For the base case of $t = 1$, there is only one active base-algorithm. Denote by i_1 the index of the active base-algorithm, we have $\hat{\theta}_1 = \hat{\theta}_{1,i_1}$, $p_{1,i_1} = 1$ and $\mathcal{A}_1 = \{i_1\}$. Moreover, for the surrogate algorithm, we have $\bar{p}_{1,i} = 1/K$ for any $i \in [K]$ and $\bar{\theta}_1 = (\sum_{i \in [K]/\{i_1\}} \hat{\theta}_1 + \hat{\theta}_{1,i_1}) / |K| = \hat{\theta}_1$. We can check that $\hat{\theta}_1 = \bar{\theta}_1$ and $p_{1,i} = \bar{p}_{1,i} / \sum_{i \in \mathcal{A}_1} \bar{p}_{1,i}$ for any $i \in \mathcal{A}_1$.

Induction step: For the induction step, we first show

$$p_{t+1,i} = \frac{\bar{p}_{t+1,i}}{\sum_{i \in \mathcal{A}_{t+1}} \bar{p}_{t+1,i}} \quad (52)$$

for all $i \in \mathcal{A}_{t+1}$. By the definition of $\bar{p}_{t+1,i}$, it is sufficient to prove

$$p_{t+1,i} = \frac{\bar{\varepsilon}_{t,i} \bar{v}_{t,i}}{\sum_{i \in \mathcal{A}_{t+1}} \bar{\varepsilon}_{t,i} \bar{v}_{t,i}} \text{ for any } i \in \mathcal{A}_{t+1}. \quad (53)$$

For the base-algorithm \mathcal{E}_i active at iteration $t+1$ and his/her corresponding surrogate base-algorithm \mathcal{E}'_i , we can decompose the time horizon until $t+1$ into two intervals: asleep interval $\mathcal{I}_i^{\text{slp}} = [1, s_i - 1]$ and active part $\mathcal{I}_i^{\text{act}} = [s_i, t+1]$. For any time stamp belonging to the asleep interval $\tau \in \mathcal{I}_i^{\text{slp}}$, we can check that the loss for the base-algorithm \mathcal{E}'_i satisfies

$$\bar{m}_{\tau,i} = \langle \hat{L}_{\tau}(\bar{\theta}_{\tau}), \bar{\theta}_{\tau} - \bar{\theta}_{\tau,i} \rangle = \langle \hat{L}_{\tau}(\hat{\theta}_{\tau}), \hat{\theta}_{\tau} - \hat{\theta}_{\tau} \rangle = 0,$$

where the first equality is by the definition of $\bar{m}_{\tau,i}$. The second equality is due to *IH1* such that $\bar{\theta}_{\tau} = \hat{\theta}_{\tau}$ for any $\tau \leq t$ and the definition of the surrogate base-learner \mathcal{E}'_i such that the prediction $\bar{\theta}_{\tau,i} = \hat{\theta}_{\tau}$ on the asleep interval. For any time stamp belonging to the active interval $\tau \in \mathcal{I}_i^{\text{act}}$, similar argument shows that

$$\bar{m}_{\tau,i} = \langle \hat{L}_{\tau}(\bar{\theta}_{\tau}), \bar{\theta}_{\tau} - \bar{\theta}_{\tau,i} \rangle = \langle \hat{L}_{\tau}(\hat{\theta}_{\tau}), \hat{\theta}_{\tau} - \hat{\theta}_{\tau,i} \rangle = m_{\tau,i},$$

Thus, by definition, we can draw the conclusion that $\bar{v}_{t,i} = v_{t,i}$ and $\bar{\varepsilon}_{t,i} = \varepsilon_{t,i}$ for any active base-algorithm with index $i \in \mathcal{A}_{t+1}$, which would finally lead to (53).

Then, we show $\hat{\theta}_{t+1} = \bar{\theta}_{t+1}$ based on *IH1* and *IH2*. We have

$$\begin{aligned} \bar{\theta}_{t+1} &= \sum_{i \in \mathcal{A}_{t+1}} \bar{p}_{t+1,i} \hat{\theta}_{t+1,i} + \sum_{i \in [K]/\mathcal{A}_{t+1}} \bar{p}_{t+1,i} \hat{\theta}_{t+1} \\ &= \left(\sum_{i \in \mathcal{A}_{t+1}} \bar{p}_{t+1,i} \right) \left(\sum_{i \in \mathcal{A}_{t+1}} p_{t+1,i} \hat{\theta}_{t+1,i} \right) + \left(1 - \sum_{i \in \mathcal{A}_{t+1}} \bar{p}_{t+1,i} \right) \hat{\theta}_{t+1} \\ &= \left(\sum_{i \in \mathcal{A}_{t+1}} \bar{p}_{t+1,i} \right) \hat{\theta}_t + \left(1 - \sum_{i \in \mathcal{A}_{t+1}} \bar{p}_{t+1,i} \right) \hat{\theta}_{t+1} = \hat{\theta}_t, \end{aligned}$$

where the first equality is due to (52) and the second inequality is due to the definition of $\hat{\theta}_{t+1}$. We have finished the induction steps and completed the proof. \square

Proof of Lemma 13. Since $\hat{\theta}_t$ and $\hat{\theta}_{t,i}$ are both independent of S_t , using the same arguments for obtaining (39), we can obtain that

$$\begin{aligned} \sum_{t=1}^T \tilde{L}_t(\hat{\theta}_t) - \sum_{t=1}^T \tilde{L}_t(\hat{\theta}_{t,i}) &\leq \underbrace{\sum_{t=1}^T \langle \nabla \hat{L}_t(\hat{\theta}_t), \hat{\theta}_t - \hat{\theta}_{t,i} \rangle}_{\text{term (a)}} + \underbrace{\sum_{t=1}^T \langle \nabla \tilde{L}_t(\hat{\theta}_t) - \nabla \hat{L}_t(\hat{\theta}_t), \hat{\theta}_t - \hat{\theta}_{t,i} \rangle}_{\text{term (b)}} \\ &\quad - \sum_{t=1}^T \frac{1}{2(\beta+1)} \mathbb{E}_t \left[(\nabla \hat{L}_t(\hat{\theta}_t)^\top (\hat{\theta}_t - \hat{\theta}_{t,i}))^2 \right] \end{aligned} \quad (54)$$

For term (a), we have

$$\text{term (a)} \leq \frac{2SRC'_T}{\sqrt{\ln K}} \sqrt{1 + \sum_{t=1}^T \left(\nabla \hat{L}_t(\hat{\theta}_t)^\top (\hat{\theta}_t - \hat{\theta}_{t,i}) \right)^2} + 2C'_T$$

$$\leq \frac{24(\beta+1)S^2R^2(C'_T)^2}{\ln K} + \frac{1}{6(\beta+1)} + \frac{1}{6(\beta+1)} \sum_{t=1}^T \left(\nabla \hat{L}_t(\hat{\theta}_t)^\top (\hat{\theta}_t - \hat{\theta}_{t,i}) \right)^2 + 2C'_T, \quad (55)$$

for any $i \in [K]$, where $C'_T = 3 \ln K + \ln \left(1 + \frac{K}{2e} (1 + \ln(T+1)) \right) = \mathcal{O}(\ln K + \ln \ln T)$. In above, the first inequality is a direct application of [Gaillard et al. \[2014, Corollary 4\]](#) with the linearized loss $M_t(\theta) = \langle \hat{L}_t(\hat{\theta}_t), \theta \rangle / (2SR) + 1/2$ and the second inequality is due to the AM-GM inequality.

For term (b), by Lemma 10 with $\nu = 6(1+\beta)$ and a similar argument in (42), we have

$$\begin{aligned} \text{term (b)} &\leq \frac{1}{12(1+\beta)} \sum_{t=1}^T \left((\nabla \hat{L}_t(\hat{\theta}_t)^\top (\hat{\theta}_t - \hat{\theta}_{t,i}))^2 + \mathbb{E}_t \left[\left(\nabla \hat{L}_t(\hat{\theta}_t)^\top (\hat{\theta}_t - \hat{\theta}_{t,i}) \right)^2 \right] \right) \\ &\quad + 24(1+\beta) \log \frac{\sqrt{2T+1}}{\delta} + 4SR \sqrt{\log \frac{2T+1}{\delta^2}} \end{aligned} \quad (56)$$

Combining the upper bound for term (a) and term (b) with (54) yields,

$$\begin{aligned} &\sum_{t=1}^T \tilde{L}_t(\hat{\theta}_t) - \sum_{t=1}^T \tilde{L}_t(\hat{\theta}_{t,i}) \\ &\leq \underbrace{\frac{1}{4(1+\beta)} \sum_{t=1}^T \left(\nabla \hat{L}_t(\hat{\theta}_t)^\top (\hat{\theta}_t - \hat{\theta}_{t,i}) \right)^2 - \frac{5}{12(1+\beta)} \mathbb{E}_t \left[\left(\nabla \hat{L}_t(\hat{\theta}_t)^\top (\hat{\theta}_t - \hat{\theta}_{t,i}) \right)^2 \right]}_{\text{term (c)}} \\ &\quad + \frac{24(1+\beta)S^2R^2(C'_T)^2}{\ln K} + \frac{1}{6(1+\beta)} + 2C'_T + 24(1+\beta) \log \frac{\sqrt{2T+1}}{\delta} + 4SR \sqrt{\log \frac{2T+1}{\delta^2}}. \end{aligned}$$

Then, according to Lemma 11, we can further bound term (c) by

$$\begin{aligned} \text{term (c)} &= \frac{1}{4(1+\beta)} \sum_{t=1}^T \left(\nabla \hat{L}_t(\hat{\theta}_t)^\top (\hat{\theta}_t - \hat{\theta}_{t,i}) \right)^2 - \frac{5}{12(1+\beta)} \mathbb{E}_t \left[\left(\nabla \hat{L}_t(\hat{\theta}_t)^\top (\hat{\theta}_t - \hat{\theta}_{t,i}) \right)^2 \right] \\ &\leq \frac{11S^2R^2}{1+\beta} \log \frac{\sqrt{2|I|+1}}{\delta} + \frac{4S^2R^2}{3(1+\beta)} \sqrt{\log \frac{2T+1}{\delta^2}}, \end{aligned}$$

which implies

$$\begin{aligned} &\sum_{t=1}^T \tilde{L}_t(\hat{\theta}_t) - \sum_{t=1}^T \tilde{L}_t(\hat{\theta}_{t,i}) \\ &\leq \frac{24(1+\beta)S^2R^2(C'_T)^2}{\ln K} + \frac{1}{6(1+\beta)} + 2C'_T + C'_1 \log \frac{\sqrt{2T+1}}{\delta} + C'_2 \sqrt{\log \frac{2T+1}{\delta^2}} \\ &= \mathcal{O}(\beta \log(T/\delta) + \beta \ln K). \end{aligned}$$

In above, $C'_1 = 24(1+\beta) + 11S^2R^2/(1+\beta)$ and $C'_2 = 4SR + 4S^2R^2/(3(1+\beta))$. In the last equality, we treat double logarithmic factors in T as a constant, following previous studies [[Luo and Schapire, 2015](#), [Adamskiy et al., 2016](#)]. We have completed the proof. \square

C.3 Proof of Theorem 2

C.3.1 Main Proof

Proof of Theorem 2. We begin the proof of Theorem 2 by providing the dynamic regret bound of the decision returned by our online ensemble algorithm over arbitrary interval $I \in [T]$.

Lemma 14. *With probability at least $1 - 5\delta$ for any $\delta \in (0, 1)$, running our meta-learner (16) with the geometric covering*

$$\mathcal{C} = \bigcup_{k \in \mathbb{N} \cup \{0\}} \mathcal{C}_k \quad \text{and} \quad \mathcal{C}_k = \left\{ [j \cdot 2^k, (j+1) \cdot 2^k - 1] \mid j \in \mathbb{N} \text{ and } j \cdot 2^k \leq T \right\}$$

and taking ONS (13) as the base-learner yields,

$$\begin{aligned} & \sum_{t \in I} \tilde{L}_t(\hat{\theta}_t) - \sum_{t \in I} \tilde{L}_t(\theta_t^*) \\ & \leq \frac{R^2}{4} |I| (V_I^\theta)^2 + 2 \log |I| \left(C_T^{(1)}(\delta/2 \log |I|) + C_T^{(2)}(\delta/\log |I|) \right) + \frac{16|I| \ln((d+1) \log |I| T/\delta)}{N_0} + o\left(\frac{|I| \log(dT/\delta)}{N_0}\right) \end{aligned}$$

for any interval $I = [s, e] \subseteq [T]$, where $V_I^\theta = \sum_{t=s+1}^e \|\theta_{t-1}^* - \theta_t^*\|_2$. The coefficient $C_T^{(1)}(\delta) = \mathcal{O}(d\beta \log(T/\delta))$ and $C_T^{(2)}(\delta) = \mathcal{O}(\beta \log(T/\delta))$ is defined in Lemma 6 and Lemma 13, respectively.

Then, we can use the bin partition [Baby and Wang, 2021, Lemma 30] to convert the dynamic regret on each interval to a dynamic regret over T iterations. For self-containedness, we restate the lemma here.

Lemma 15 (Lemma 30 of Baby and Wang [2021]). *There exists a partition \mathcal{P} of the time horizon $[T]$ into $M = \mathcal{O}(\max\{dT^{1/3}(U_T^\theta)^{2/3}, 1\})$ intervals viz $\{I_i = [s_i, e_i]\}_{i=1}^M$ such that for any interval $I_i \in \mathcal{P}$, $U_{I_i}^\theta \leq D_{\max}/\sqrt{|I_i|}$, where $U_{I_i}^\theta = \sum_{t=s_i+1}^{e_i} \|\theta_t^* - \theta_{t-1}^*\|_1$ and $D_{\max} = \max_{t \in [T]} \|\theta_t^*\|_\infty \leq \max_{t \in [T]} \|\theta_t^*\|_2 \leq S$.*

Then, we can decompose the overall dynamic regret of our method into those over the key partition \mathcal{P} . Specifically, with probability at least $1 - 5\delta$, we have

$$\begin{aligned} & \sum_{t=1}^T \tilde{L}_t(\hat{\theta}_t) - \sum_{t=1}^T \tilde{L}_t(\theta_t^*) \\ & = \sum_{I_i \in \mathcal{P}} \left(\sum_{t \in I_i} \tilde{L}_t(\hat{\theta}_t) - \sum_{I_i} \tilde{L}_t(\theta_t^*) \right) \\ & \leq \sum_{I_i \in \mathcal{P}} \frac{R^2}{4} |I_i| (V_{I_i}^\theta)^2 + 2 \sum_{I_i \in \mathcal{P}} \log |I_i| \left(C_T^{(1)}(\delta/2M \log |I_i|) + C_T^{(2)}(\delta/2M \log |I_i|) \right) + \sum_{I_i \in \mathcal{P}} \frac{16|I_i| \ln(2^{(d+1)T \log |I_i| M/\delta})}{N_0} \\ & \leq \underbrace{\frac{MS^2R^2}{4}}_{\text{term (a)}} + \underbrace{2M \log T \left(C_T^{(1)}(\delta/2M \log T) + C_T^{(2)}(\delta/2M \log T) \right)}_{\text{term (b)}} + \underbrace{\frac{16T \ln(2^{(d+1)T \log TM/\delta})}{N_0}}_{\text{term (c)}}, \end{aligned}$$

where the second last inequality is due to Lemma 14 and a union bound taken over all intervals in the key partition. The last inequality is due to Lemma 15 such that $V_{I_i}^\theta \leq U_{I_i}^\theta \leq S/\sqrt{|I_i|}$ for any interval $I_i \in \mathcal{P}$. Lemma 15 shows that we can bound the partition number by $M = \mathcal{O}(\max\{dT^{1/3}(U_T^\theta)^{2/3}, 1\}) = \mathcal{O}(\max\{d^{4/3}T^{1/3}(V_T^\theta)^{2/3}, 1\})$. Then, we can further show that

$$\text{term (a)} \leq \mathcal{O}\left(d^{4/3} \max\{T^{1/3}(V_T^\theta)^{2/3}, 1\}\right),$$

$$\begin{aligned}\text{term (b)} &\leq \mathcal{O}\left(d^{4/3}\beta \log T \log(T/\delta) \max\{T^{1/3}(V_T^\theta)^{2/3}, 1\}\right), \\ \text{term (c)} &\leq \mathcal{O}\left(\frac{T \ln(dT/\delta)}{N_0}\right),\end{aligned}$$

which implies that the overall dynamic regret is bounded by

$$\sum_{t=1}^T \tilde{L}_t(\hat{\theta}_t) - \sum_{t=1}^T \tilde{L}_t(\theta_t^*) \leq \mathcal{O}\left(d^{4/3}\beta \log T \log(T/\delta) \cdot \max\{T^{1/3}(V_T^\theta)^{2/3}, 1\} + \frac{T \ln(dT/\delta)}{N_0}\right).$$

Hence, we complete the proof. \square

C.3.2 Useful Lemmas

Proof of Lemma 14. A direct combination of Lemma 1 and 2 shows that, with probability at least $1 - 5\delta$, we have the following dynamic regret guarantee on any interval $I_i = [s_i, e_i] \in \mathcal{C}$.

$$\begin{aligned}&\sum_{t \in I_i} \tilde{L}_t(\hat{\theta}_t) - \sum_{t \in I_i} \tilde{L}_t(\theta_t^*) \\ &\leq C_{I_i}^{(1)}(\delta) + C_T^{(2)}(\delta) + \frac{R^2}{4}|I_i|(V_{I_i}^\theta)^2 + \frac{16|I_i| \ln((d+1)|I_i|/\delta)}{N_0} + o\left(\frac{|I_i| \log(d|I_i|/\delta)}{N_0}\right),\end{aligned}\quad (57)$$

where $V_{I_i}^\theta = \sum_{t=s_i+1}^{e_i} \|\theta_{t-1}^* - \theta_t^*\|_2$. The coefficient $C_{I_i}^{(1)} = \mathcal{O}(d\beta \log(|I_i|/\delta))$ is defined in Lemma 6 and $C_T^{(2)}(\delta) = \mathcal{O}(\beta \log(T/\delta))$ is defined in Lemma 13.

For any interval $I = [s, e] \subseteq [T]$, Zhang et al. [2020a, Lemma 3] showed that it can be partitioned into two sequences of disjoint and consecutive intervals, denoted by $I_{-p}, \dots, I_0 \in \mathcal{C}$ and $I_1, \dots, I_q \in \mathcal{C}$, such that

$$|I_{-i}|/|I_{-i+1}| \leq 1/2, \forall i \geq 1 \quad \text{and} \quad |I_i|/|I_{i-1}| \leq 1/2, \forall i \geq 2. \quad (58)$$

Then, with probability at least $1 - 5\delta$, we can decompose the regret over $I = [s, e] \subseteq [T]$ as

$$\begin{aligned}\sum_{t \in I} \tilde{L}_t(\hat{\theta}_t) - \sum_{t \in I} \tilde{L}_t(\theta_t^*) &= \sum_{i=-p}^q \left(\sum_{t \in I_i} \tilde{L}_t(\hat{\theta}_t) - \sum_{t \in I_i} \tilde{L}_t(\theta_t^*) \right) \\ &\leq (p+q)(C_T^{(1)}(\delta/(p+q)) + C_T^{(2)}(\delta/(p+q))) + \frac{R^2}{4} \sum_{i=-p}^q |I_i|(V_{I_i}^\theta)^2 \\ &\quad + \sum_{i=-p}^q \frac{16|I_i| \ln((d+1)(p+q)T/\delta)}{N_0} + \sum_{i=-p}^q o\left(\frac{|I_i| \log(dT(p+q)/\delta)}{N_0}\right).\end{aligned}$$

where the last inequality is due to (57) and a union bound taken over all intervals. Then, due to the partition of the intervals (58), we can check that $p+q \leq 2 \log|I|$. Then, we can further bound the above displayed inequality by

$$\begin{aligned}\sum_{t \in I} \tilde{L}_t(\hat{\theta}_t) - \sum_{t \in I} \tilde{L}_t(\theta_t^*) &\leq 2 \log|I| \left(C_T^{(1)}(\delta/(2 \log|I|)) + C_T^{(2)}(\delta/(2 \log|I|)) \right) + \frac{R^2}{4}|I|(V_I^\theta)^2 \\ &\quad + \frac{16|I| \ln(2^{(d+1)} \log|I|T/\delta)}{N_0} + o\left(\frac{|I| \log(dT \log|I|/\delta)}{N_0}\right) \\ &= \frac{R^2}{4}|I|(V_I^\theta)^2 + \mathcal{O}\left(d\beta \log|I| \log(T \log|I|/\delta) + \frac{|I| \log(dT \log|I|/\delta)}{N_0}\right),\end{aligned}$$

where the first inequality is due to the fact that $\sum_{i=-p}^q V_{I_i}^2 \leq V_I^2$. This completes the proof. \square

C.4 Proof of Theorem 3

Proof of Theorem 3. We first show the relationship between the variation of the parameter $\|\theta_{t-1}^* - \theta_t^*\|_2$ and that of the marginal distributions $\|\mathcal{D}_{t-1}(\mathbf{x}) - \mathcal{D}_t(\mathbf{x})\|_1$. We have

$$\begin{aligned} \|\theta_{t-1}^* - \theta_t^*\|_2 &\leq \frac{1}{\alpha} \mathbb{E}_{\mathbf{x} \sim \mathcal{D}_0} [\|\mathbf{x}^\top (\theta_{t-1}^* - \theta_t^*)\|] \\ &\leq \frac{\beta}{\alpha} \mathbb{E}_{\mathbf{x} \sim \mathcal{D}_0} [|e^{\mathbf{x}^\top \theta_{t-1}^*} - e^{\mathbf{x}^\top \theta_t^*}|] \leq \frac{\beta}{\alpha} \mathbb{E}_{\mathbf{x} \sim \mathcal{D}_0} \left[\left| \frac{\mathcal{D}_t(\mathbf{x})}{\mathcal{D}_0(\mathbf{x})} - \frac{\mathcal{D}_{t-1}(\mathbf{x})}{\mathcal{D}_0(\mathbf{x})} \right| \right] = \frac{\beta}{\alpha} \|\mathcal{D}_t(\mathbf{x}) - \mathcal{D}_{t-1}(\mathbf{x})\|_1, \end{aligned} \quad (59)$$

where the first inequality is by the condition $\mathbb{E}_{\mathbf{x} \sim \mathcal{D}_0} [\|\mathbf{x}^\top \mathbf{a}\|] \geq \alpha \|\mathbf{a}\|_2$ and the second is by the mean value theorem and the boundedness of $|\mathbf{x}^\top (\theta_{t-1}^* - \theta_t^*)| \leq 2SR$ for any $\mathbf{x} \in \mathcal{X}$. The last inequality is due to the realizable assumption (Assumption 2). We complete the proof of the first part of Theorem 3 by taking the summation over T iterations.

Then, we can bound the overall excess risk over the model trained by IWERM (1) by a combination of Proposition 1 and Theorem 1 as

$$\begin{aligned} \sum_{t=1}^T R_t(\hat{\mathbf{w}}_t) - \sum_{t=1}^T R_t(\mathbf{w}_t^*) &\leq \frac{BT \cdot C_T(\delta)}{\sqrt{N_0}} + 2L \sum_{t=1}^T \mathbb{E}_{\mathbf{x} \sim S_0} [|\hat{r}_t(\mathbf{x}) - r_t^*(\mathbf{x})|] \\ &\leq \frac{BT \cdot C_T(\delta)}{\sqrt{N_0}} + 4L\beta \sqrt{T \left[\sum_{t=1}^T \tilde{L}_t(\hat{\theta}_t) - \sum_{t=1}^T \tilde{L}_t(\theta_t^*) \right]_+} + \mathcal{O} \left(\frac{T \log(T/\delta) \sqrt{d}}{\sqrt{N_0}} \right), \end{aligned} \quad (60)$$

where the first inequality is due to Proposition 1 and $C_T(\delta) = 2GDR + 5L\sqrt{2 \log(8T/\delta)} = \mathcal{O}(\log(T/\delta))$. The second inequality is due to Theorem 1 with the choice of the logistic regression model $\psi(t) = t \log t - (1+t) \log(1+t)$ and $\hat{r}_t(\mathbf{x}) = \exp(\mathbf{x}^\top \hat{\theta}_t)$ and the realizability assumption $r_t^*(\mathbf{x}) = \exp(\mathbf{x}^\top \theta_t^*)$. Then, by Theorem 2, we have

$$\sum_{t=1}^T \tilde{L}_t(\hat{\theta}_t) - \sum_{t=1}^T \tilde{L}_t(\theta_t^*) \leq \mathcal{O} \left(d^{\frac{4}{3}} \beta \log T \log(T/\delta) \cdot \max\{T^{\frac{1}{3}} (V_T^\theta)^{\frac{2}{3}}, 1\} + \frac{T \ln(dT/\delta)}{N_0} \right),$$

which implies

$$\begin{aligned} \sqrt{T \left[\sum_{t=1}^T \tilde{L}_t(\hat{\theta}_t) - \sum_{t=1}^T \tilde{L}_t(\theta_t^*) \right]_+} &\leq \mathcal{O} \left(d^{\frac{2}{3}} \beta^{\frac{1}{2}} \log(T/\delta) \cdot \max\{T^{\frac{2}{3}} (V_T^\theta)^{\frac{1}{3}}, \sqrt{T}\} + T \sqrt{\frac{\ln(dT/\delta)}{N_0}} \right) \\ &\leq \mathcal{O} \left(d^{\frac{2}{3}} \beta^{\frac{5}{6}} \log(T/\delta) \cdot \max\{T^{\frac{2}{3}} (V_T)^{\frac{1}{3}}, \sqrt{T}\} + T \sqrt{\frac{\ln(dT/\delta)}{N_0}} \right), \end{aligned}$$

where the second inequality is due to (59) such that $V_T^\theta \leq \beta V_T / \alpha$. We complete the proof by substituting it into (60). \square

C.5 Discussion on Tightness of the Bound

This part illustrates the tightness of our bound with the case where the labels of testing samples are available after the prediction.

Continuous Shift with Labeled Feedback. We consider a T -round online learning process. At iteration t , the learner submits her prediction $\hat{\mathbf{w}}_t \in \mathcal{W}$. At the same time, the environments pick the data pair $(\mathbf{x}_t, y_t) \sim \mathcal{D}_t$. Then, the learner updates her model with the loss function

$\hat{R}_t(\mathbf{w}) = \ell(\mathbf{w}^\top \mathbf{x}_t, y_t)$ and obtains the prediction $\hat{\mathbf{w}}_{t+1} \in \mathcal{W}$ for the next iteration. The goal of the learner is to minimize the cumulative excess risk against the sequence of optimal models $\mathbf{w}_t^* \in \arg \min_{\mathbf{w} \in \mathcal{W}} R_t(\mathbf{w})$, that is,

$$\mathfrak{R}_T(\{\hat{\mathbf{w}}_t\}_{t=1}^T) = \sum_{t=1}^T R_t(\hat{\mathbf{w}}_t) - \sum_{t=1}^T R_t(\mathbf{w}_t^*). \quad (61)$$

The goal is the same as that of standard continuous covariate shift, see the problem setup in (5). The key difference is that now the label of testing data is *available*. Therefore, the noisy feedback $\hat{R}_t(\mathbf{w})$ observed by the learner is an unbiased estimator with respect to the true risk $R_t(\mathbf{w})$.

Tightness of Our Bound. The continuous shift with labeled feedback is essentially a non-stationary stochastic optimization problem [Besbes et al., 2015]. For general convex functions, Besbes et al. [2015] showed that any gradient-based algorithm will suffer

$$\mathbb{E}[\mathfrak{R}_T(\{\hat{\mathbf{w}}_t\}_{t=1}^T)] = \Omega\left(T^{2/3}(V_T^L)^{1/3}\right) \quad (62)$$

in the worst case. In above, $V_T^L = \sum_{t=2}^T \max_{\mathbf{w} \in \mathcal{W}} |R_t(\mathbf{w}) - R_{t-1}(\mathbf{w})|$ measures the fluctuation of the risk function. For the same performance measure, our algorithm achieves

$$\mathfrak{R}_T(\{\hat{\mathbf{w}}_t\}_{t=1}^T) = \tilde{\mathcal{O}}\left(\frac{T}{\sqrt{N_0}} + \max\{T^{1/3}V_T^{2/3}, \sqrt{T}\}\right). \quad (63)$$

In the non-stationary case, i.e., $V_T \geq \Theta(T^{-1/2})$, our bound becomes $\tilde{\mathcal{O}}\left(T/\sqrt{N_0} + T^{1/3}V_T^{2/3}\right)$. As discussed below Proposition 1, the first term $\tilde{\mathcal{O}}(T/\sqrt{N_0})$ is hard to be improved. We thus focus on the tightness of the second term $\tilde{\mathcal{O}}(T^{1/3}V_T^{2/3})$.

Although the definition of V_T in our upper bound is different from the that of V_T^L in the lower bound (62), the two bounds share the same dependence on the time horizon T , which provides evidence that our bound is hard to improve. Indeed, consider the 1-dimensional case where the underlying distribution only shifts once from $\mathcal{D}_1(x, y)$ to $\mathcal{D}_2(x, y)$ at a certain time $t \in [T]$. In such a case, $V_T = \mathcal{O}(1)$ and our bound implies an $\mathcal{O}(T^{1/3})$ rate for the second term of (63). On the other hand, the rate in the lower bound (62) becomes $\Omega(T^{1/3})$. The same dependence on the time horizon T indicates our bound is hard to improve. We leave a precise lower bound argument as the future work.

C.6 On Other Choices of Bregman Divergence Function

In this section, we illustrate how the other choices of Bregman divergence function $\psi_{\text{LS}} = \frac{1}{2}(t-1)^2$ and $\psi_{\text{KL}} = t \log t - t$ can be applied to our framework.

Conditions for Theorem 1. Theorem 1 requires Bregman divergence to be μ -strongly convex with $t\partial^3\psi(t) \leq 0$ and $\partial^3\psi(t) \leq 0$ for all $t \in \text{dom}\psi$. We check the conditions for ψ_{LS} and ψ_{KL} .

- Choosing ψ_{LS} : When Bregman divergence function is chosen as ψ_{LS} , we have $\partial^2\psi_{\text{LS}}(t) = 1$ and $\partial^3\psi_{\text{LS}}(t) = 0$. Thus, ψ_{LS} is a 1-strongly convex function and $t\partial^3\psi_{\text{LS}}(t) = 0$ for $t \in \mathbb{R}$.
- Choosing ψ_{KL} : When Bregman divergence function is chosen as ψ_{KL} , we have $\partial^2\psi_{\text{KL}}(t) = 1/t$ and $\partial^3\psi_{\text{KL}}(t) = -1/t^2$. When the input of the loss function satisfies $t \geq \beta$, $\psi_{\text{KL}}(t)$ is a $1/\beta$ -strongly convex function, and we can also check that $t\partial^3\psi_{\text{KL}}(t) \leq 0$ for all $t \in \mathbb{R}_+$.

Conditions for Regret Analysis Our analysis essentially requires that \tilde{L}_t is smooth (35) and \hat{L}_t is exp-concave (38). We show how the choices of ψ_{LS} and ψ_{KL} meet the requirements with suitable choices of the hypothesis spaces.

- Choosing ψ_{LS} : When the Bregman function is chosen as ψ_{LS} , we can use the hypothesis space $\mathcal{H}_\theta = \{\mathbf{x} \mapsto \mathbf{x}^\top \theta \mid \|\theta\|_2 \leq S\}$ (the generalized linear model is also applicable) to perform density ratio estimation, which recovers the uLSIF algorithm [Kanamori et al., 2009]. In such a case, the loss function $\tilde{L}_t(\theta)$ becomes

$$\tilde{L}_t(\theta) = \frac{1}{2} \mathbb{E}_{S_0}[(\mathbf{x}^\top \theta)^2] - \mathbb{E}_{\mathcal{D}_t}[\mathbf{x}^\top \theta] \quad \text{and} \quad \hat{L}_t(\theta) = \frac{1}{2} \mathbb{E}_{S_0}[(\mathbf{x}^\top \theta)^2] - \mathbb{E}_{S_t}[\mathbf{x}^\top \theta].$$

One can immediately check $\nabla^2 \tilde{L}_t(\theta) = \nabla^2 \hat{L}_t(\theta) = \mathbb{E}_{S_0}[\mathbf{x}\mathbf{x}^\top]$. Then, when the input is upper bounded by $\|\mathbf{x}\|_2 \leq R$ for all $\mathbf{x} \in \mathcal{X}$, we have $\nabla^2 \hat{L}_t(\theta) \preceq R^2 I_d$, which implies the smoothness. Furthermore, if the initial data ensure $\mathbb{E}_{S_0}[\mathbf{x}\mathbf{x}^\top] \succeq \alpha I_d$, the $\hat{L}_t(\theta)$ is strongly convex and thus is exp-concave. Note that the regularity condition on the offline data $\mathbb{E}_{S_0}[\mathbf{x}\mathbf{x}^\top] \succeq \alpha I_d$ is used in the analysis of LSIF algorithm [Kanamori et al., 2009, Lemma 1], which is a specific case of Bregman divergence-based density ratio matching with ψ_{LS} .

- Choosing ψ_{KL} : When the Bregman function is chosen as ψ_{KL} , we can use the same hypothesis space as logistic model $\mathcal{H}_\theta = \{\mathbf{x} \mapsto \exp(\mathbf{x}^\top \theta) \mid \|\theta\|_2 \in \Theta\}$ to avoid the negative input. In such a case, the loss function becomes

$$\tilde{L}_t(\theta) = \mathbb{E}_{S_0}[\exp(\mathbf{x}^\top \theta)] - \mathbb{E}_{\mathcal{D}_t}[\mathbf{x}^\top \theta] \quad \text{and} \quad \hat{L}_t(\theta) = \mathbb{E}_{S_0}[\exp(\mathbf{x}^\top \theta)] - \mathbb{E}_{S_t}[\mathbf{x}^\top \theta].$$

We have $\nabla^2 \tilde{L}_t(\theta) = \nabla^2 \hat{L}_t(\theta) = \mathbb{E}_{S_0}[\exp(\mathbf{x}^\top \theta) \mathbf{x}\mathbf{x}^\top]$, which implies $\tilde{L}_t(\theta)$ is smooth with bounded feature space \mathcal{X} and decision domain Θ . The loss function $\hat{L}_t(\theta)$ is also a strongly convex function under the regularity condition $\mathbb{E}_{S_0}[\mathbf{x}\mathbf{x}^\top] \succeq \alpha I_d$ of the initial data and the boundedness of the feature space \mathcal{X} and decision domain Θ .

D Technical Lemmas

This section presents several useful technical lemmas used in the proof.

Lemma 16. For any $\mathbf{a}, \mathbf{b} \in \mathbb{R}^d$, we have $(\mathbf{a} + \mathbf{b})(\mathbf{a} + \mathbf{b})^\top \preceq 2(\mathbf{a}\mathbf{a}^\top + \mathbf{b}\mathbf{b}^\top)$, where for any matrix $A, B \in \mathbb{R}^{d \times d}$, $A \preceq B$ indicates $B - A$ is a positive semi-definite matrix.

Proof. For any $\mathbf{x} \in \mathbb{R}^d$, $\mathbf{x}^\top (2(\mathbf{a}\mathbf{a}^\top + \mathbf{b}\mathbf{b}^\top) - (\mathbf{a} + \mathbf{b})(\mathbf{a} + \mathbf{b})^\top) \mathbf{x} = \mathbf{x}^\top (\mathbf{a}\mathbf{a}^\top + \mathbf{b}\mathbf{b}^\top - \mathbf{a}\mathbf{b}^\top - \mathbf{b}\mathbf{a}^\top) \mathbf{x} = \mathbf{x}^\top ((\mathbf{a} - \mathbf{b})(\mathbf{a} - \mathbf{b})^\top) \mathbf{x} \geq 0$, which completes the proof. \square

Lemma 17 (Theorem 4 of Mahdavi et al. [2015]). Let $\{Z_i : i \geq 1\}$ be a martingale difference with the filtration $\mathfrak{F} = \{\mathcal{F}_n : n \geq 1\}$ and suppose $|Z_i| \leq R$ for all $i \geq 1$. Then, for any $\delta \in (0, 1)$, $r > 0$, with probability at least $1 - \delta$,

$$\left| \sum_{i=1}^t Z_i \right| \leq r \left(\sum_{i=1}^t Z_i^2 + \sum_{i=1}^t \mathbb{E}[Z_i^2 \mid \mathcal{F}_{i-1}] \right) + \frac{1}{r} \log \frac{\sqrt{2t+1}}{\delta} + R \sqrt{\log \frac{2t+1}{\delta^2}}.$$