

# Aggregation of Disentanglement: Reconsidering Domain Variations in Domain Generalization

Daoan Zhang<sup>1</sup> Mingkai Chen<sup>2</sup> Chenming Li<sup>1</sup> Lingyun Huang<sup>3</sup> Jianguo Zhang<sup>1</sup>  
<sup>1</sup> Southern University of Science and Technology <sup>2</sup> Stony Brook University  
<sup>3</sup> PingAn Technology

## Abstract

Domain Generalization (DG) is a fundamental challenge for machine learning models, which aims to improve model generalization on various domains. Previous methods focus on generating domain invariant features from various source domains. However, we argue that the domain variations also contain useful information, i.e., classification-aware information, for downstream tasks, which has been largely ignored. Different from learning domain invariant features from source domains, we decouple the input images into **Domain Expert Features** and noise. The proposed domain expert features lie in a learned latent space where the images in each domain can be classified independently, enabling the implicit use of classification-aware domain variations. Based on the analysis, we proposed a novel paradigm called Domain Disentanglement Network (DDN) to disentangle the domain expert features from the source domain images and aggregate the source domain expert features for representing the target test domain. We also propound a new contrastive learning method to guide the domain expert features to form a more balanced and separable feature space. Experiments on the widely-used benchmarks of PACS, VLCS, OfficeHome, DomainNet, and TerraIncognita demonstrate the competitive performance of our method compared to the recently proposed alternatives.

## 1. Introduction

Most deep learning methods assume that the training and test data are subject to an independent and identical distribution. However, real-world problems require the methods to generalize on out-of-distribution data and not only on in-distribution data. To tackle this challenge, domain generalization (DG) is proposed as an essential task to reinforce the model’s generalization [30].

DG tasks assume that, during training, only the source domains are visible, and the test data from target domains




Figure 1. **Domains differ from each other.** Some features that benefit classification tasks in one domain have no presence in other domains. For example, skin texture features in domain 1 (left) help in identifying the elephant, and in domain 2 (middle), no texture features are present for classification, while in domain 3 (right), texture features impose lots of noise on the whole picture, making the classification tasks more challenging.

can not be seen by the model [4] [36]. Traditional DG methods primarily aim to separate and aggregate domain invariant features across source domains [29] [45] [1]. Thus the input data are mapped into a domain-invariant latent space, where the domain-invariant features can be extracted. In inference, test data from invisible target domains will also be mapped into the same latent space for downstream tasks such as classification. It is worth noting that domain invariant features in nature are the features shared by *all* source domains.

In this paper, we argue that such invariant features learned from source domains are not necessarily the best for classification, i.e., the best classification-aware features. The ignored domain *variations* in different domains should also be reconsidered. The proposed missing domain variations should have the following properties: (1) Domain variations should be specific for each domain, and (2) effective for downstream tasks. An example is presented in Fig. 1 to illustrate those properties. In domain 1, specific domain variations such as skin textures and surrounding context features are identifying features for an elephant. While in domain 2, neither of the two features is available to recognize the elephant, where shape features are the main cue. Domain 3 shows a case that texture features can have a negative impact on identifying the elephant.

So simply generating domain invariant features from all source domains is inadequate for the classification of the target domain, as (1) The generated domain invariant information in the source domains may not be suitable for the target domain. (2) Domain variations in the target domain can also benefit classification.

Taking domain variations into account, we can group current domain generalization works into three categories: a) Data manipulation methods [58] [54] [48] can diversify domain variation when maintaining the domain invariant features. b) Representation learning methods [38] [11] [31] aim to generate better domain invariant representation from existing data. c) Learning strategies [20] [56] [39] utilize other general machine learning paradigms into domain generalization.

In this paper, we relaxed the assumption made by existing methods that DG methods count on the domain invariant features. To our knowledge, only one paper [10] considers domain variations as an improvement for downstream tasks. However, the proposed two-stage network only utilizes general domain-specific features but fails to generate *classification-aware* domain-specific features to boost performance. Therefore, our method outperforms it with a significant improvement.

To better generate classification-aware domain variant features, our visions of adopting domain variations are listed below:

(1) Disentanglement: At training time, for each source domain, the mapped features of images should contain as much information as possible that is helpful for the classification, *i.e.*, the proposed features can be disentangled into the classification-aware features and classification-irrelevant noise.

(2) Aggregation: At test time, mapped features from target test domains should also contain domain-specific classification-aware features. While the classification-aware features from target domains can be seen as an aggregation (*e.g.*, linear combination) of the classification-aware features from training source domains.

To this end, in this paper, we propose a novel paradigm called **Domain Disentanglement Network (DDN)** for DG classification tasks. As we want to maintain the necessary domain variations for each domain, a special **Domain Expert Classifier (DEC)** is designed for every domain, which consists of a domain specific classifier and a domain specific projection head. Also, a new contrastive approach called **Domain Prototype Contrastive Learning (DPCL)** is further developed to disentangle the domain invariant features and domain variations. This contrastive approach can elicit the discrepancies and similarities among source domains and map the features from the target domain to the aggregation of features from source domains.

Our main contributions are three-fold:

- We propose a new perspective for domain generalization by reconsidering the importance of classification-aware domain variant features. When training, all the domain variations should be fully considered, and domain variations from unseen target domains should be decoupled into domain variations generated from accessible source domains.
- We design an end-to-end novel paradigm for classification tasks in DG, which consists of two parts. Images are sent into the domain expert classifier (DEC) to classify and maintain classification-aware features. Then the domain prototype contrastive Learning (DPCL) is the reinforcement to learn useful domain variations from source domains and aggregate domain variations for target domains.
- Our method achieves state-of-the-art performance compared to the current methods on multiple standard benchmarks, including PACS, VLCS, OfficeHome, TerraIncognita, and DomainNet.

## 2. Related Work

### 2.1. Domain Generalization

Domain generalization methods aim to learn a general representation across all the source domains. Most of the domain generalization methods can be categorized into three groups: (1) Data-centered methods, including data augmentation approaches [43] [34] [17] which guide the model to see more complex and various samples and data generation techniques [26] [54] which use generative methods to generate pseudo OOD images for further training. (2) Learning-strategy centered methods: These methods include various strategies such as ensemble strategy [28] [10], which aims to better combine multiple models to enhance the generalization of the model and gradient-manipulation methods [40] [41] which utilize gradient information to enhance the domain invariant representation. (3) Representation learning methods: these methods [6] [33] [19] [16] promote the generation of domain invariant features, which can be seen as reducing the representation discrepancy among domains so that the model can be more generative. Nearly all existing methods aim to extract domain invariant features to better generalize on unseen target domains. Some methods [10] notice that the domain variant features may benefit the downstream tasks. While we focus on more specific classification-aware domain variant features.

### 2.2. Contrastive Learning

Contrastive learning [32] is a common strategy to enhance the similarity between two instances in a positive pair and the dissimilarity in a negative pair. SimCLR [8] is proposed to calculate the co-occurrence of multiple augmented

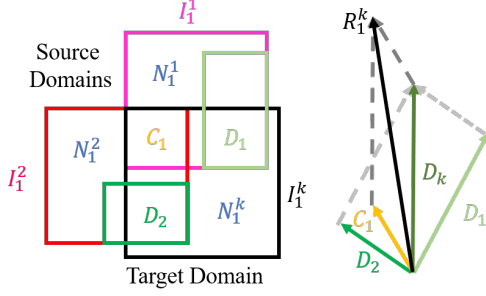


Figure 2. **Left:** The relationships between source and target domains.; **Right:** The disentangled classification-aware domain variations and domain expert features of target domains.

views. MoCo [15] introduces a memory bank mechanism to deal with a larger number of negative pairs during training. SimSiam [9] and BYOL [13] present the stop gradient operation, which can learn representations without a memory bank or a large batch size. For dense prediction, DenseCL [52] adopts the dense alignments between semantic features. PixPro [53] utilizes pixel-level pretext tasks and pixel-wise consistency to further benefit downstream tasks. PixContrast [51] expands contrastive learning to supervised learning. DG problem can also be seen as a dense contrastive learning problem. In dense prediction like segmentation, regional semantic features from different images are labeled with the same tag. In the DG problem, image features with different tags but in the same domain can be classified in the same domain category. Our method introduces a prototype-based contrastive learning method to better deal with OOD domains in DG tasks.

### 3. Domain Variations in DG

#### 3.1. Formulation

We consider the classification task in DG as a mixture of minimizing the empirical risk of classification in each domain and measuring the decoupled weights of target domains over each source domain. We follow the leave-one-domain setting and assume that the source domains are  $1, 2, \dots, S$ , and a single target domain is  $T$ , we then define  $C_m$  as the domain invariant features, where  $m$  is the  $m^{th}$  class in a total of  $M$  classes;  $D_T$  as the classification-aware domain variations over all the data in the target domain;  $D_S$  as the classification aware domain variations over the source domains. From domain  $s$ , we sample  $N$  data points which are defined as  $\{(x_i^s, y_i^s)\}_{i=1}^N$ .

#### 3.2. Disentangle and Aggregate Domain Variations

Taking the classification task as an example, we first conceptually decompose the information of an image  $I_m^s$  from domain  $s$ , class  $m$  into three components:

$$I_m^s = C_m + D_s + N_m^s, \quad (1)$$

where  $C_m$  denotes the domain invariant features,  $D_s$  denotes the classification-aware domain variations, and  $N_m^n$  denotes other information which is useless for classification. A Venn graph in Fig. 2 Left demonstrates our concept.  $I_1^1$  and  $I_1^2$  are the instances sampled from class 1, but the domain labels are respectively 1 and 2. Thus, they could share the same domain invariant features denoted by  $C_1$ . Other than the domain invariant features, domain  $I_1^1$  contains classification-aware domain variations  $D_1$  and noisy information  $N_1^1$ ; so does domain  $I_1^2$ . For the image  $I_1^k$  sampled from the unseen target domain  $k$ , the classification-aware domain variations can ideally be seen as a linear combination of  $D_1$  and  $D_2$ .

With this hypothesis, we introduce the **Domain Expert Features**  $R_m^s$  (Fig. 2. right) as the combination of domain invariant features and domain variations that can be seen as sufficient features for classification. It is defined as:

$$R_m^s = C_m + D_s, \quad (2)$$

In training, we propose generating expert domain features for each source domain. In inference, as the unseen target domain is hard to analyze for the trained model, we propose to use the existing source domain variations to represent the domain variations from the target domain which can be seen as an aggregation of the disentangled domain expert features.

We first denote the relationship between the domain variations from source domains and the target domain as:

$$D_T = \sum_{s=1}^S w_{Ts} D_s, \quad (3)$$

Then,

$$C_m + D_T = C_m + \sum_{s=1}^S w_{Ts} D_s, \quad (4)$$

where  $w_T = [w_{T1}, \dots, w_{TS}]$  is the domain-specific weights of decoupled target domains variations over the source domain variations, which lies on  $w_{Ts} \in \mathbb{R}_S, \|w_T\|_1 = 1, w_{Ts} \geq 0$ . Thus, according to Eq. 2, Eq. 4 can be modified to:

$$R^T = \sum_{s=1}^S w_{Ts} R^s, \quad (5)$$

where  $R^T = \sum_{m=1}^M R_m^T$ ,  $R^s = \sum_{m=1}^M R_m^s$ .

As the key point of DG problems is to reduce the discrepancy between the source domains features and target domain features [48], which can be written as:

$$\mathcal{L}_{\mathcal{P}}(E(x; \theta_E); \theta_P) = \frac{1}{S} \sum_{s=1}^S d(R^s, R^T), \quad (6)$$

where  $E(\cdot; \theta_E)$  is defined as the backbone of the model,  $\mathcal{L}_{\mathcal{P}}$  is the loss of domain awareness head,  $d(\cdot, \cdot)$  is a distance to

measure the discrepancy between the features. According to our assumption, the domain expert features  $R^s$  are diverse from each other, but how to map the features into an appropriate latent space that can better demonstrate target features  $R^T$  tends to be explored.

To better estimate the discrepancy, following [2], we utilize the commonly used metric for distributions: Wasserstein-1 distance as the measurement. Thus, Eq. 6 can be written as:

$$\begin{aligned} \mathcal{L}_{\mathcal{P}}(E(x; \theta_E); \theta_P) \\ = \frac{1}{S} \sum_{s=1}^S \left( \mathbb{E}_{x \sim R^s} [f_s(x)] - \mathbb{E}_{x \sim R^T} [f_s(x)] \right), \end{aligned} \quad (7)$$

where  $f_s(\cdot)$  is the 1-Lipschitz function  $f : X \rightarrow \mathbb{R}$  which can be implemented by a neural network [2] for every source domain.

We introduce Eq. 5 to the penalty Eq. 7, it turns to:

$$\mathcal{L}_{\mathcal{P}}(E(x; \theta_E); \theta_P) = \frac{1}{S} \sum_{s=1}^S \left( \mathbb{E}_{x \sim R_s} [\gamma_s^T F(E(x))] \right) \quad (8)$$

Where  $F(E(x)) = [f_1(E(x)), \dots, f_S(E(x))]^T$  is the concatenation of the 1-Lipschitz functions for every source domain, and  $\gamma_s^T$  is denoted as:

$$\gamma_s = \begin{cases} 1 - w_{ss'}, & s = s' \\ -w_{ss'}, & s \neq s' \end{cases} \quad (9)$$

where  $s' = 1, \dots, S$ ,  $w_{ss'}$  is the weight of the feature from  $s$  over the feature from  $s'$ .

As we assume that  $N$  cases are sampled from each source domain, the Eq. 8 turns out to be:

$$\mathcal{L}_{\mathcal{P}}(E(x; \theta_E); \theta_P) \simeq \frac{1}{SN} \sum_{s=1}^S \left[ \sum_{n=1}^N \gamma_s^T F(E(x)) \right] \quad (10)$$

Notice that, we have  $w_{ss'} \in [0, 1]$ , and according to Eq. 9 and 10, to minimize the loss term  $\mathcal{L}_{\mathcal{P}}(E(x; \theta_E); \theta_P)$ , for every data from each domain, when  $s = s'$ , the function  $f_s(E(x))$  should be minimized, and when  $s \neq s'$ , the function  $f_s(E(x))$  should be maximized. This means the distance between features from different domains should be pulled away, and the distance between features from the same domain should be narrowed. Practically, we design the Domain Prototype Contrastive Learning to modify the distances.

## 4. Domain Disentanglement Network (DDN)

Previous data invariant based methods aim to map the images of the same category but in different domains to similar representations. While based on the abovementioned

assumption, the optimization target in our paper is different. To satisfy the requirements, we designed a novel network called **Domain Disentanglement Network (DDN)**. Compared to traditional methods, the network considers and decouples both domain invariant and domain variations for classification when in training (Fig. 3. left), and in the inference period, classification-aware features from unseen target domain are identified and aggregated according to learned source domains (Fig. 5) and are classified through the corresponding classifiers.

### 4.1. Domain Prototype Contrastive Learning (DPCL)

**Motivations.** Based on Eq. 10, we propound a newly designed contrastive learning-based method called Domain Prototype Contrastive Learning (DPCL). This method aims to modify the discrepancies between domain expert features when training and decouple domain expert features from the target domain when inference (see Fig. 3. right). We notice that in the inference, the model has to calculate the aggregation weights over domain expert features of each source domain for target test features. The commonly used paradigm, memory bank [15], can store the domain expert features from source domains. However, due to the discrepancies of different classes, features from the same domain can be various from each other, and the stored memory is hard to converge. Therefore, the memory bank mechanism fails to learn sufficient memory on DG tasks. To relieve the problem, instead of storing the domain specific features, we proposed a domain specific projection head to build the prototype for calculating the weights.

**Whole Structure.** In our method, we generate the prototype *dynamically*, and we use a tiny network to aggregate prototypes separately for each domain in the batch (see Fig. 3. left). This can relieve the discrepancy between the features as well as converge faster.

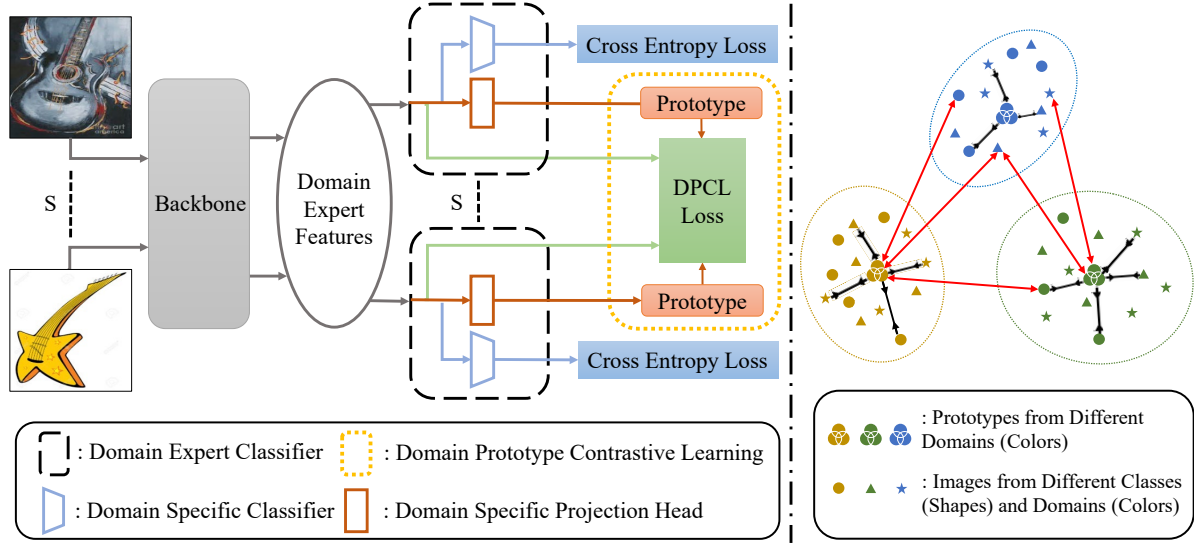
Thus, when we sample  $N$  cases from one source domain  $s^+$ , our DCPL loss is designed as follows:

$$\begin{aligned} \mathcal{L}_{\mathcal{P}}(E(x; \theta_E); \theta_P, s^+) \\ = -\log \frac{\exp[\sum_{n=1}^N \cos(E(x_n^{s^+}), q^{s^+})]}{\sum_{s=1}^S \exp[\sum_{n=1}^N \cos(E(x_n^s), q^{s^+})]} \end{aligned} \quad (11)$$

where  $\cos(\cdot, \cdot)$  denotes cosine similarities between two embeddings.  $x_n^{s^+}$  denotes the  $n^{th}$  case sampled from the chosen  $s^+$  domain, and  $q^{s^+}$  is designed as:

$$q^{s^+} = \frac{1}{n} \sum_{n=1}^N P^s(E(x_n^{s^+})) \quad (12)$$

where  $P^s$  denotes the projection head for domain  $s$ . Thus, with the DPCL module and the domain expert classifier,



When training with source domains, both the classification-aware domain invariant and variant features can be disentangled from the source domains for more precise classification. When in the inference, the test domain features can be represented as the aggregated domain expert features from source domains to better understand the unseen domains,

### Difference between DPCL and existing contrastive DG paradigms.

The key differences can be concluded as follows:

(1) Different solutions for contrastive learning: Traditional contrastive paradigms like SelfReg [20] and PCL [56] are *classification-based* contrastive learning while we propose a *domain-based* prototype contrastive learning paradigm. As shown in Fig. 4, classification-based contrastive learning tries to map a uniform latent space for classification but fails to consider the information from domains. Also, in contrastive learning, too difficult sample pairs from different domains can hamper the model generalization [42]. In our proposed domain-based prototype contrastive learning, the domain prototype provides domain-specific information for the classifier, and we can avoid facing the difficulty of considering the problem of difficult samples.

(2) Different purposes of using contrastive learning: Conventional contrastive paradigm aims to obtain better domain invariant features to generalize the model. However, we focus on generating more uniform representations of domain variations to better represent the domain information for unknown test domains.

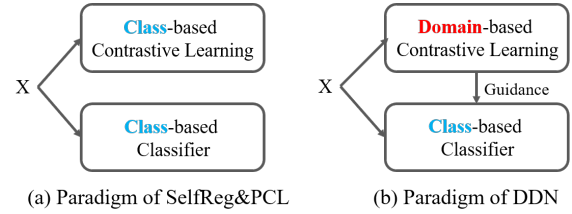


Figure 4. The sketch map of DDN and traditional contrastive learning methods in DG

### 4.2. Domain Expert Classifier (DEC)

As we intend to aggregate both domain invariant features and the domain variations for classification for each domain, we design a specific classifier DEC for every input domain. Each classifier consists of a domain-aware classifier, a project head for generating prototypes, and a skip connection for DPCL to calculate distance. The total classification loss is:

$$\mathcal{L}_Y(x, y) = \frac{1}{SNM} \sum_{s=1}^S \sum_{n=1}^N \sum_{m=1}^M y_{i,m}^s \log Y_m^s[E(x_i^s)] \quad (13)$$

where  $Y_m^s$  denotes the  $m^{th}$  entry of the output of domain  $s$ .

The structure of the domain expert classifier is proposed in Fig. 3, left. We use several MLP layers as classifiers and project heads.

### 4.3. Overall Strategy

Thus, the loss in our methods is designed to be:

$$\mathcal{L}(x, y, t) = \mathcal{L}_Y(x, y) + \lambda \mathcal{L}_P(x, t) \quad (14)$$

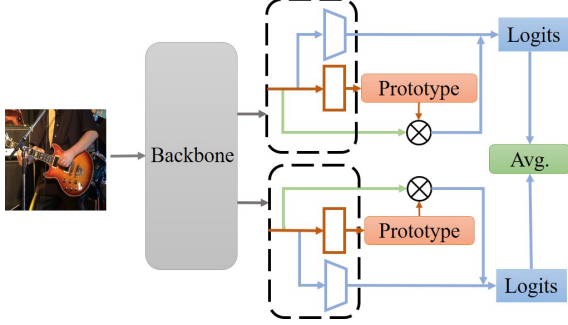


Figure 5. **The sketch map of inference.** Images are sent into the backbone to achieve the domain expert features, and then the features are fed into each domain expert classifier. The classifier weights are calculated via the distance between the prototype and the features. Afterward, the result can be obtained by aggregating the weighted result of each classifier.

where  $x$  is the input image,  $y$  is the classification ground truth label, and  $t$  is the domain ground truth label.  $\lambda$  is the loss weight. In the training period, all domain-specific classifiers are trained simultaneously, and the domain prototype contrastive learning is also processed to maintain the classification-aware features.

In the inference period, as shown in Fig. 5, the domain expert features generated from the target domain are sent into all domain expert classifiers, and the prototypes from each source domain are calculated for measuring the weights for each domain expert classifier. Then the weights are imposed on the classification result of each classifier respectively. In the end, we calculate the average result of all the classifiers to be the final decision.

## 5. Experiments

### 5.1. Implementation Details

**Datasets.** To evaluate our proposed methods, we choose five larger datasets in DomainBed [14]: PACS [24], VLCS [44], OfficeHome [47], DomainNet [33] and TerraIncognita [3]. The PACS dataset consists of 10k images from four different domains. VLCS dataset consists of four domains and five classes. OfficeHome dataset is sampled from four domains with around 15500 images of 65 categories. DomainNet contains nearly 0.6 million images of 345 classes sampled from six domains. TerraIncognita consists of 24788 images, ten classes, and four domains.

**Baselines.** Our experiments are based on the open-source code SWAD [7], and DomainBed [14] benchmarks. Other training strategies and data augmentation we use remains the same with SWAD [7] and DomainBed [14]. Follow [14], for PACS, VLCS, OfficeHome, and TerraIncognita; we train our model for 5000 iterations. For DomainNet, we train our model for 15000 iterations. We use the leave-one-out setting, *i.e.*; a specific single domain is used

as a test domain and the others as a training domain.

**Hyperparameter search and model selection.** For DomainBed baseline, we conduct a random search of 20 trials over the hyperparameter distribution for each algorithm and test domain. Results are averaged over three seeds. We set the search distribution of hyperparameter  $\lambda$  as  $\{0.2, 1, 10, 50, 100\}$ . Specifically, the model selection strategy we utilize is the 'test-domain validation (oracle)': the validation set follows the same distribution as the test domain. For the SWAD baseline, we follow the initial settings in SWAD [7] to implement the experiments, and the model selection is not required.

**Model architectures.** The pretrained model we used is Resnet-50 which is pretrained on ImageNet. We do not use any additional information or training loops compared to those who use GAN or complex data augmentations. Besides the Resnet-50 backbone, the proposed classifier architecture is a one-layer MLP, and the projection head is a two-layer MLP. We used cosine similarity loss to calculate the distance in DPCL.

### 5.2. Qualitative Results

We compared our methods with current state-of-the-art methods. For a fair comparison, all methods utilize Resnet-50 pre-trained on ImageNet. The first set of comparative experiments is based on DomainBed [14] as is shown in Table. 1, both results in most single domains, and on average of our model prove that our model can effectively generalize on unseen domains. Notice that, Our methods do not use any additional training loop like GAN or adversarial training, which is not that feasible in practice. Additionally, our method achieves better results compared to the previous methods [20], [49], which are based on contrastive learning.

The second set of comparative experiments is based on SWAD [7], which is presented in Table. 2. SWAD is a solid baseline that can be concatenated with several DG methods. In the table, we compare our method to the current state-of-the-art contrastive learning based method PCL [56] on PACS and VLCS datasets. Our method achieves over a 1% increase on both of the datasets.

Moreover, we observe that our method outperforms other methods on two kinds of target domains: The first kind of domains is the domains with rich domain variations, like the SUN09 (S) and VOC2007 (V) domains which are sampled from the real-world in VLCS dataset. The second is the kinds of domains with little or even no domain variations, like the Arts (A) in PACS and Sketch (S) in PACS. While for those domains that have unmatched domain variations, *e.g.*, background information, to the semantic objectives, like Cartoon (C) in PACS and Caltech101 (C) in VLCS, our methods fail to achieve the best performance but still achieve competitive performance. These phenomena indicate that, when our model predicts an image, it not only

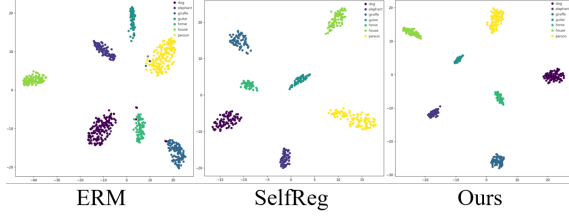


Figure 6. From left to right, we propose the t-SNE visualizations of ERM [46], SelfReg [20], and our method. Our approach is tighter within classes and more uniform across classes.

considers the domain invariant information but also considers the domain variations. That is why our model can outperform many complex models that only focus on domain invariant information.

### 5.3. Visualization Results

We visualize the t-SNE results on several related works and our method. Notice that the visualization is based on the training set of the PACS dataset. We argue that in DG tasks, t-SNE presented on the unseen test dataset has artificial bias due to the selection of the dataset. Thus we focus on the uniformity and alignment measurement in self-supervised learning mentioned in [50], as both DG and self-supervised model need to generalize to various domains. In [50], the authors argue that (1) alignment (closeness) of features from positive pairs and (2) uniformity of the induced distribution of the features on the hypersphere can be seen as a measurement of representation quality.

As shown in Fig. 6, from the perspective of alignment, our method is much tighter within class compared to ERM [46], and SelfReg [20]. Also, The uniformity of SelfReg and our method surpass the ERM methods, which is why SelfReg performs better than ERM and worse than ours. The t-SNE results prove that our domain expert features can aggregate compact clusters simultaneously and hold a uniform distribution across source domains. Therefore, our model can achieve a good classification result while proficiently mapping the features from target domains to the domain expert space formed by the known source domains.

### 5.4. Discrepancies among the Domains

In our methods, we disentangle the features from the source domains and aggregate the domain expert features for unseen domains. The natural distribution divergence can be measured by counting the weights among each domain. The divergence is presented in Fig. 7. We randomly choose 128 cases from target test domains and utilize the best model to evaluate the images and access the weights.

For PACS, Arts (A) and Sketch (S) overlap greatly as both lack rich background (can be seen as the main part of domain variations) information, and our model may focus on the shape prior for classification. For VLCS, Caltech101

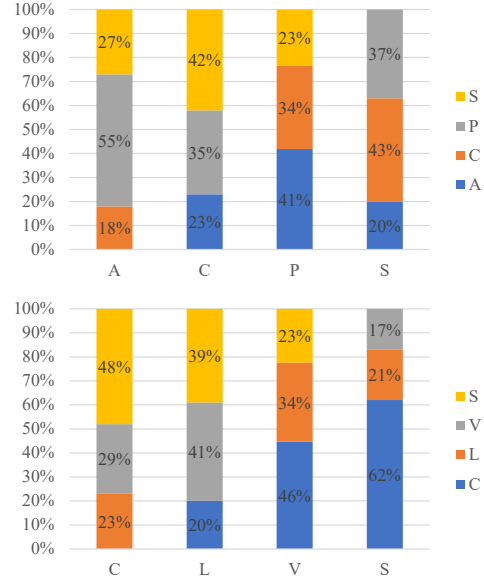


Figure 7. Discrepancies between domains on PACS and VLCS.

(C) and SUN97 (S) remain a high overlap. When the test domain is C, the model has a bigger chance to count on the classifier of S. However, the background of C is always irrelevant to the semantic objects, which may mislead the classifier to a wrong classification. Conversely, When the test domain is S, the model has a bigger chance to count on the classifier of C. As the domain variations in C are misleading, the C classifier would focus on the foreground. Thus, the test S domain can achieve an impressive result.

### 5.5. Ablation Study

**Ablation study on DPCL.** We first analyze the effectiveness of the domain prototype contrastive learning strategy. When we mute the strategy, the model turns out to be an ensemble learning form. We utilize proxy-anchor loss [21] and memory bank mechanism [15] to test the validity of our method. The result is shown in Table. 3. The result proves that domain prototype contrastive learning is an indispensable module.

**Ablation study on shared domain expert classifiers.** Each domain should have an independent classifier, thus can better fit the matched domain expert features. We conduct the ablation study on the separated and shared classifier. The results are shown in Table. 3 proves that the shared classifier failed to be an expert classifier for all the domains. Therefore, the use of a separated classifier can better generate classification-aware features.

#### Ablation study on batch size.

Due to the sensitivity of contrastive learning to batch size, we also ablate the batch size. The result is presented in Fig. 8. With the increase in batch size from 8 to 64, we can see that the performance proliferates.

Algorithm	VLCS	PACS	OfficeHome	TerraInc	DomainNet	Average
ERM [46]	77.5 $\pm$ 0.4	85.5 $\pm$ 0.2	66.5 $\pm$ 0.3	46.1 $\pm$ 1.8	40.9 $\pm$ 0.1	63.3
IRM [1]	78.5 $\pm$ 0.5	83.5 $\pm$ 0.8	64.3 $\pm$ 2.2	47.6 $\pm$ 0.8	33.9 $\pm$ 2.8	61.5
GroupDRO [37]	76.7 $\pm$ 0.6	84.4 $\pm$ 0.8	66.0 $\pm$ 0.7	43.2 $\pm$ 1.1	33.3 $\pm$ 0.2	60.7
Mixup [55]	77.4 $\pm$ 0.6	84.6 $\pm$ 0.6	68.1 $\pm$ 0.3	47.9 $\pm$ 0.8	39.2 $\pm$ 0.1	63.4
MLDG [23]	77.2 $\pm$ 0.4	84.9 $\pm$ 1.0	66.8 $\pm$ 0.6	47.7 $\pm$ 0.9	41.2 $\pm$ 0.1	63.5
CORAL [40]	78.8 $\pm$ 0.6	86.2 $\pm$ 0.3	68.7 $\pm$ 0.3	47.6 $\pm$ 1.0	41.5 $\pm$ 0.1	64.5
MMD [25]	77.5 $\pm$ 0.9	84.6 $\pm$ 0.5	66.3 $\pm$ 0.1	42.2 $\pm$ 1.6	23.4 $\pm$ 9.5	58.8
DANN [11]	78.6 $\pm$ 0.4	83.6 $\pm$ 0.4	65.9 $\pm$ 0.6	46.7 $\pm$ 0.5	38.3 $\pm$ 0.1	62.6
CDANN [27]	77.5 $\pm$ 0.1	82.6 $\pm$ 0.9	65.8 $\pm$ 1.3	45.8 $\pm$ 1.6	38.3 $\pm$ 0.3	62.0
MTL [5]	77.2 $\pm$ 0.4	84.6 $\pm$ 0.5	66.4 $\pm$ 0.5	45.6 $\pm$ 1.2	40.6 $\pm$ 0.1	62.8
SagNet [31]	77.8 $\pm$ 0.5	86.3 $\pm$ 0.2	68.1 $\pm$ 0.1	48.6 $\pm$ 1.0	40.3 $\pm$ 0.1	64.2
ARM [57]	77.6 $\pm$ 0.3	85.1 $\pm$ 0.4	64.8 $\pm$ 0.3	45.5 $\pm$ 0.3	35.5 $\pm$ 0.2	61.7
VREx [22]	78.3 $\pm$ 0.2	84.9 $\pm$ 0.6	66.4 $\pm$ 0.6	46.4 $\pm$ 0.6	33.6 $\pm$ 2.9	61.9
RSC [18]	77.1 $\pm$ 0.5	85.2 $\pm$ 0.9	65.5 $\pm$ 0.9	46.6 $\pm$ 1.0	38.9 $\pm$ 0.5	62.6
SelfReg [20]	77.5 $\pm$ 0.0	86.5 $\pm$ 0.3	69.4 $\pm$ 0.2	51.0 $\pm$ 0.4	<b>44.6</b> $\pm$ 0.1	65.8
DA-CORAL [10]	78.5 $\pm$ 0.4	84.5 $\pm$ 0.7	68.9 $\pm$ 0.4	48.1 $\pm$ 0.3	43.9 $\pm$ 0.3	64.7
mSDSI [6]	79.0 $\pm$ 0.3	86.2 $\pm$ 0.2	69.2 $\pm$ 0.4	48.1 $\pm$ 1.4	42.8 $\pm$ 0.1	65.0
ITL-Net [12]	78.9 $\pm$ 0.7	86.4 $\pm$ 0.5	69.3 $\pm$ 0.4	51.0 $\pm$ 2.1	41.6 $\pm$ 0.3	65.5
Fishr [35]	78.2 $\pm$ 0.2	86.9 $\pm$ 0.2	68.2 $\pm$ 0.2	<b>53.6</b> $\pm$ 0.4	41.8 $\pm$ 0.2	65.7
DDN	<b>80.3</b> $\pm$ 0.2	<b>87.2</b> $\pm$ 0.2	<b>69.5</b> $\pm$ 0.2	50.4 $\pm$ 0.5	43.4 $\pm$ 0.1	<b>66.2</b>

Table 1. DomainBed accuracies (%). We utilize DomainBed [14] as the backbone. We average over 3 seeds and report standard deviations.

Algorithm	A	C	P	S	Avg.	C	L	S	V	Avg.
SWAD [7]	89.3	83.4	97.3	82.5	88.1	98.4	<b>63.6</b>	72.0	74.5	77.1
SWAD + PCL [56]	90.2	<b>83.9</b>	<b>98.1</b>	82.6	88.7	<b>99.0</b>	<b>63.6</b>	73.8	75.6	78.0
SWAD + DDN	<b>90.0</b>	83.2	97.9	<b>84.0</b>	<b>88.8</b>	97.9	62.9	<b>80.1</b>	<b>78.0</b>	<b>79.7</b>

Table 2. SWAD accuracies (%). We also utilize SWAD [7] as the backbone on PACS and VLCS datasets.

Algorithm	A	C	P	S	Avg.
w/o DPCL	87.3	<b>81.1</b>	<b>97.2</b>	82.4	87.0
+ proxy-anchor	86.4	79.9	96.7	81.6	86.2
+ memory bank	82.3	74.8	93.2	76.9	81.8
w/o shared classifier	85.3	74.9	96.0	79.7	84.0
Ours	<b>87.4</b>	80.6	97.1	<b>83.8</b>	<b>87.2</b>

Table 3. Ablation study on domain prototype contrastive learning strategy and domain expert classifiers. The performance is much worse if we drop or change these main components.

## 6. Limitations

Although we present a fundamental model for the DG problem and achieve impressive results, there is an irreparable gap between target and source domains. It is still challenging to disentangle features for some far different domains from known source domains. However, this concern can be further relieved by adding more domains in training to let the model *see* more domain variations.

## 7. Conclusion

We proposed a new perspective to utilize and disentangle domain expert features which consist of domain invariant and domain variations. In inference, our model effectively aggregates the knowledge from known domains to represent the target domain. We build a novel and robust network for the classification task in DG. Specially, we designed a contrastive learning based paradigm to address the domain variations from the test domain. Our method outperforms the current methods and can improve further if there are more source domains.

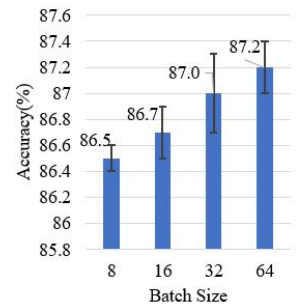


Figure 8. Ablation study of batch size on PACS.

## References

- [1] Martin Arjovsky, Léon Bottou, Ishaan Gulrajani, and David Lopez-Paz. Invariant risk minimization. *arXiv preprint arXiv:1907.02893*, 2019. 1, 8
- [2] Martin Arjovsky, Soumith Chintala, and Léon Bottou. Wasserstein generative adversarial networks. In *International conference on machine learning*, pages 214–223. PMLR, 2017. 4
- [3] Sara Beery, Grant Van Horn, and Pietro Perona. Recognition in terra incognita. In *Proceedings of the European conference on computer vision (ECCV)*, pages 456–473, 2018. 6
- [4] Shai Ben-David, John Blitzer, Koby Crammer, Alex Kulesza, Fernando Pereira, and Jennifer Wortman Vaughan. A theory of learning from different domains. *Machine learning*, 79(1):151–175, 2010. 1
- [5] Gilles Blanchard, Aniket Anand Deshmukh, Ürün Dogan, Gyemin Lee, and Clayton Scott. Domain generalization by marginal transfer learning. *The Journal of Machine Learning Research*, 22(1):46–100, 2021. 8
- [6] Manh-Ha Bui, Toan Tran, Anh Tran, and Dinh Phung. Exploiting domain-specific features to enhance domain generalization. *Advances in Neural Information Processing Systems*, 34:21189–21201, 2021. 2, 8
- [7] Junbum Cha, Sanghyuk Chun, Kyungjae Lee, Han-Cheol Cho, Seunghyun Park, Yunsung Lee, and Sungrae Park. Swad: Domain generalization by seeking flat minima. *Advances in Neural Information Processing Systems*, 34:22405–22418, 2021. 6, 8
- [8] Ting Chen, Simon Kornblith, Mohammad Norouzi, and Geoffrey Hinton. A simple framework for contrastive learning of visual representations. In *International conference on machine learning*, pages 1597–1607. PMLR, 2020. 2
- [9] Xinlei Chen and Kaiming He. Exploring simple siamese representation learning. In *Proceedings of the IEEE/CVF Conference on Computer Vision and Pattern Recognition*, pages 15750–15758, 2021. 3
- [10] Abhimanyu Dubey, Vignesh Ramanathan, Alex Pentland, and Dhruv Mahajan. Adaptive methods for real-world domain generalization. In *Proceedings of the IEEE/CVF Conference on Computer Vision and Pattern Recognition*, pages 14340–14349, 2021. 2, 8
- [11] Yaroslav Ganin, Evgeniya Ustinova, Hana Ajakan, Pascal Germain, Hugo Larochelle, François Laviolette, Mario Marchand, and Victor Lempitsky. Domain-adversarial training of neural networks. *The journal of machine learning research*, 17(1):2096–2030, 2016. 2, 8
- [12] Boyan Gao, Henry Gouk, Yongxin Yang, and Timothy Hospedales. Loss function learning for domain generalization by implicit gradient. In *International Conference on Machine Learning*, pages 7002–7016. PMLR, 2022. 8
- [13] Jean-Bastien Grill, Florian Strub, Florent Altché, Corentin Tallec, Pierre Richemond, Elena Buchatskaya, Carl Doersch, Bernardo Avila Pires, Zhaohan Guo, Mohammad Gheshlaghi Azar, et al. Bootstrap your own latent—a new approach to self-supervised learning. *Advances in neural information processing systems*, 33:21271–21284, 2020. 3
- [14] Ishaan Gulrajani and David Lopez-Paz. In search of lost domain generalization. *arXiv preprint arXiv:2007.01434*, 2020. 6, 8
- [15] Kaiming He, Haoqi Fan, Yuxin Wu, Saining Xie, and Ross Girshick. Momentum contrast for unsupervised visual representation learning. In *Proceedings of the IEEE/CVF conference on computer vision and pattern recognition*, pages 9729–9738, 2020. 3, 4, 7
- [16] Shoubo Hu, Kun Zhang, Zhitang Chen, and Laiwan Chan. Domain generalization via multidomain discriminant analysis. In *Uncertainty in Artificial Intelligence*, pages 292–302. PMLR, 2020. 2
- [17] Jiaxing Huang, Dayan Guan, Aoran Xiao, and Shijian Lu. Fsd: Frequency space domain randomization for domain generalization. In *Proceedings of the IEEE/CVF Conference on Computer Vision and Pattern Recognition*, pages 6891–6902, 2021. 2
- [18] Zeyi Huang, Haohan Wang, Eric P Xing, and Dong Huang. Self-challenging improves cross-domain generalization. In *European Conference on Computer Vision*, pages 124–140. Springer, 2020. 8
- [19] Yunpei Jia, Jie Zhang, Shiguang Shan, and Xilin Chen. Single-side domain generalization for face anti-spoofing. In *Proceedings of the IEEE/CVF Conference on Computer Vision and Pattern Recognition*, pages 8484–8493, 2020. 2
- [20] Daehee Kim, Youngjun Yoo, Seunghyun Park, Jinkyu Kim, and Jaekoo Lee. Selfreg: Self-supervised contrastive regularization for domain generalization. In *Proceedings of the IEEE/CVF International Conference on Computer Vision*, pages 9619–9628, 2021. 2, 5, 6, 7, 8
- [21] Sungyeon Kim, Dongwon Kim, Minsu Cho, and Suha Kwak. Proxy anchor loss for deep metric learning. In *Proceedings of the IEEE/CVF Conference on Computer Vision and Pattern Recognition*, pages 3238–3247, 2020. 7
- [22] David Krueger, Ethan Caballero, Joern-Henrik Jacobsen, Amy Zhang, Jonathan Binas, Dinghuai Zhang, Remi Le Priol, and Aaron Courville. Out-of-distribution generalization via risk extrapolation (rex). In *International Conference on Machine Learning*, pages 5815–5826. PMLR, 2021. 8
- [23] Da Li, Yongxin Yang, Yi-Zhe Song, and Timothy Hospedales. Learning to generalize: Meta-learning for domain generalization. In *Proceedings of the AAAI conference on artificial intelligence*, volume 32, 2018. 8
- [24] Da Li, Yongxin Yang, Yi-Zhe Song, and Timothy M Hospedales. Deeper, broader and artier domain generalization. In *Proceedings of the IEEE international conference on computer vision*, pages 5542–5550, 2017. 6
- [25] Haoliang Li, Sinno Jialin Pan, Shiqi Wang, and Alex C Kot. Domain generalization with adversarial feature learning. In *Proceedings of the IEEE conference on computer vision and pattern recognition*, pages 5400–5409, 2018. 8
- [26] Lei Li, Ke Gao, Juan Cao, Ziyao Huang, Yepeng Weng, Xiaoyue Mi, Zhengze Yu, Xiaoya Li, and Boyang Xia. Progressive domain expansion network for single domain generalization. In *Proceedings of the IEEE/CVF Conference on Computer Vision and Pattern Recognition*, pages 224–233, 2021. 2

- [27] Ya Li, Xinmei Tian, Mingming Gong, Yajing Liu, Tongliang Liu, Kun Zhang, and Dacheng Tao. Deep domain generalization via conditional invariant adversarial networks. In *Proceedings of the European Conference on Computer Vision (ECCV)*, pages 624–639, 2018. 8
- [28] Massimiliano Mancini, Samuel Rota Buló, Barbara Caputo, and Elisa Ricci. Best sources forward: domain generalization through source-specific nets. In *2018 25th IEEE international conference on image processing (ICIP)*, pages 1353–1357. IEEE, 2018. 2
- [29] Saeid Motiian, Marco Piccirilli, Donald A Adjeroh, and Gianfranco Doretto. Unified deep supervised domain adaptation and generalization. In *Proceedings of the IEEE international conference on computer vision*, pages 5715–5725, 2017. 1
- [30] Krikamol Muandet, David Balduzzi, and Bernhard Schölkopf. Domain generalization via invariant feature representation. In *International Conference on Machine Learning*, pages 10–18. PMLR, 2013. 1
- [31] Hyeonseob Nam, HyunJae Lee, Jongchan Park, Wonjun Yoon, and Donggeun Yoo. Reducing domain gap by reducing style bias. In *Proceedings of the IEEE/CVF Conference on Computer Vision and Pattern Recognition*, pages 8690–8699, 2021. 2, 8
- [32] Aaron van den Oord, Yazhe Li, and Oriol Vinyals. Representation learning with contrastive predictive coding. *arXiv preprint arXiv:1807.03748*, 2018. 2
- [33] Xingchao Peng, Qinxun Bai, Xide Xia, Zijun Huang, Kate Saenko, and Bo Wang. Moment matching for multi-source domain adaptation. In *Proceedings of the IEEE/CVF international conference on computer vision*, pages 1406–1415, 2019. 2, 6
- [34] Aayush Prakash, Shaaad Boochoon, Mark Brophy, David Acuna, Eric Cameracci, Gavriel State, Omer Shapira, and Stan Birchfield. Structured domain randomization: Bridging the reality gap by context-aware synthetic data. In *2019 International Conference on Robotics and Automation (ICRA)*, pages 7249–7255. IEEE, 2019. 2
- [35] Alexandre Rame, Corentin Dancette, and Matthieu Cord. Fishr: Invariant gradient variances for out-of-distribution generalization. In *International Conference on Machine Learning*, pages 18347–18377. PMLR, 2022. 8
- [36] Philip N Sabes and Michael I Jordan. Advances in neural information processing systems. In *In G. Tesauro & D. Touretzky & T. Leed (Eds.), Advances in Neural Information Processing Systems*. Citeseer, 1995. 1
- [37] Shiori Sagawa, Pang Wei Koh, Tatsunori B Hashimoto, and Percy Liang. Distributionally robust neural networks for group shifts: On the importance of regularization for worst-case generalization. *arXiv preprint arXiv:1911.08731*, 2019. 8
- [38] Seonguk Seo, Yumin Suh, Dongwan Kim, Geeho Kim, Jongwoo Han, and Bohyung Han. Learning to optimize domain specific normalization for domain generalization. In *European Conference on Computer Vision*, pages 68–83. Springer, 2020. 2
- [39] Yuge Shi, Jeffrey Seely, Philip HS Torr, N Siddharth, Awni Hannun, Nicolas Usunier, and Gabriel Synnaeve. Gradient matching for domain generalization. *arXiv preprint arXiv:2104.09937*, 2021. 2
- [40] Baochen Sun and Kate Saenko. Deep coral: Correlation alignment for deep domain adaptation. In *European conference on computer vision*, pages 443–450. Springer, 2016. 2, 8
- [41] Chris Xing Tian, Haoliang Li, Xiaofei Xie, Yang Liu, and Shiqi Wang. Neuron coverage-guided domain generalization. *IEEE Transactions on Pattern Analysis and Machine Intelligence*, 2022. 2
- [42] Yonglong Tian, Chen Sun, Ben Poole, Dilip Krishnan, Cordelia Schmid, and Phillip Isola. What makes for good views for contrastive learning? *Advances in Neural Information Processing Systems*, 33:6827–6839, 2020. 5
- [43] Josh Tobin, Rachel Fong, Alex Ray, Jonas Schneider, Wojciech Zaremba, and Pieter Abbeel. Domain randomization for transferring deep neural networks from simulation to the real world. In *2017 IEEE/RSJ international conference on intelligent robots and systems (IROS)*, pages 23–30. IEEE, 2017. 2
- [44] Antonio Torralba and Alexei A Efros. Unbiased look at dataset bias. In *CVPR 2011*, pages 1521–1528. IEEE, 2011. 6
- [45] Eric Tzeng, Judy Hoffman, Ning Zhang, Kate Saenko, and Trevor Darrell. Deep domain confusion: Maximizing for domain invariance. *arXiv preprint arXiv:1412.3474*, 2014. 1
- [46] Vladimir N Vapnik. An overview of statistical learning theory. *IEEE transactions on neural networks*, 10(5):988–999, 1999. 7, 8
- [47] Hemant Venkateswara, Jose Eusebio, Shayok Chakraborty, and Sethuraman Panchanathan. Deep hashing network for unsupervised domain adaptation. In *Proceedings of the IEEE conference on computer vision and pattern recognition*, pages 5018–5027, 2017. 6
- [48] Riccardo Volpi, Hongseok Namkoong, Ozan Sener, John C Duchi, Vittorio Murino, and Silvio Savarese. Generalizing to unseen domains via adversarial data augmentation. *Advances in neural information processing systems*, 31, 2018. 2, 3
- [49] Shujun Wang, Lequan Yu, Caizi Li, Chi-Wing Fu, and Pheng-Ann Heng. Learning from extrinsic and intrinsic supervisions for domain generalization. In *European Conference on Computer Vision*, pages 159–176. Springer, 2020. 6
- [50] Tongzhou Wang and Phillip Isola. Understanding contrastive representation learning through alignment and uniformity on the hypersphere. In *International Conference on Machine Learning*, pages 9929–9939. PMLR, 2020. 7
- [51] Wenguan Wang, Tianfei Zhou, Fisher Yu, Jifeng Dai, Ender Konukoglu, and Luc Van Gool. Exploring cross-image pixel contrast for semantic segmentation. In *Proceedings of the IEEE/CVF International Conference on Computer Vision*, pages 7303–7313, 2021. 3
- [52] Xinlong Wang, Rufeng Zhang, Chunhua Shen, Tao Kong, and Lei Li. Dense contrastive learning for self-supervised visual pre-training. In *Proceedings of the IEEE/CVF Conference on Computer Vision and Pattern Recognition*, pages 3024–3033, 2021. 3

- [53] Zhenda Xie, Yutong Lin, Zheng Zhang, Yue Cao, Stephen Lin, and Han Hu. Propagate yourself: Exploring pixel-level consistency for unsupervised visual representation learning. In *Proceedings of the IEEE/CVF Conference on Computer Vision and Pattern Recognition*, pages 16684–16693, 2021. 3
- [54] Qinwei Xu, Ruipeng Zhang, Ya Zhang, Yanfeng Wang, and Qi Tian. A fourier-based framework for domain generalization. In *Proceedings of the IEEE/CVF Conference on Computer Vision and Pattern Recognition*, pages 14383–14392, 2021. 2
- [55] Shen Yan, Huan Song, Nanxiang Li, Lincan Zou, and Liu Ren. Improve unsupervised domain adaptation with mixup training. *arXiv preprint arXiv:2001.00677*, 2020. 8
- [56] Xufeng Yao, Yang Bai, Xinyun Zhang, Yuechen Zhang, Qi Sun, Ran Chen, Ruiyu Li, and Bei Yu. Pcl: Proxy-based contrastive learning for domain generalization. In *Proceedings of the IEEE/CVF Conference on Computer Vision and Pattern Recognition*, pages 7097–7107, 2022. 2, 5, 6, 8
- [57] Marvin Zhang, Henrik Marklund, Nikita Dhawan, Abhishek Gupta, Sergey Levine, and Chelsea Finn. Adaptive risk minimization: Learning to adapt to domain shift. *Advances in Neural Information Processing Systems*, 34:23664–23678, 2021. 8
- [58] Kaiyang Zhou, Yongxin Yang, Yu Qiao, and Tao Xiang. Domain generalization with mixstyle. *arXiv preprint arXiv:2104.02008*, 2021. 2