

# Efficient Adaptive Sobel and Joint Significance Tests for Mediation Effects

Haixiang Zhang

*Center for Applied Mathematics, Tianjin University, Tianjin 300072, China*

## Abstract

Mediation analysis is an important statistical tool in many research fields. Particularly, the Sobel test and joint significance test are two popular statistical test methods for mediation effects when we perform mediation analysis in practice. However, the drawback of both mediation testing methods is arising from the conservative type I error, which has reduced their powers and imposed restrictions on their popularity and usefulness. As a matter of fact, this limitation is long-standing for both methods in the mediation analysis literature. To deal with this issue, we propose the adaptive Sobel test and adaptive joint significance test for mediation effects, which have significant improvements over the traditional Sobel and joint significance test methods. Meanwhile, our method is user-friendly and intelligible without involving more complicated procedures. The explicit expressions for sizes and powers are derived, which ensure the theoretical rationality of our method. Furthermore, we extend the proposed adaptive Sobel and joint significance tests for multiple mediators with family-wise error rate control. Extensive simulations are conducted to evaluate the performance of our mediation testing procedure. Finally, we illustrate the usefulness of our method by analysing three real-world datasets with continuous, binary and time-to-event outcomes, respectively.

**Keywords:** Causal inference; Joint significance test; Mediation analysis; Multiple mediators; Sobel test.

## 1 Introduction

Mediation analysis plays an important role in understanding the causal mechanism that an independent variable  $X$  affects a dependent variable  $Y$  through an intermediate variable  $M$

---

\*Email: haixiang.zhang@tju.edu.cn (Haixiang Zhang).

(MacKinnon, 2008). The application of mediation analysis is popular in many fields, such as psychology, economics, epidemiology, medicine, sociology, behavioral science, and many others. Baron and Kenny (1986) has laid a foundation for the development of mediation analysis in the literature. Afterwards, there have been a great deal of papers on this topic. For example, Mackinnon *et al.* (2004) constructed confidence limits for indirect effect by distribution of the product and resampling methods. Wang and Zhang (2011) and Zhang and Wang (2013) introduced the estimating and testing methods for mediation effects with censored data and missing data, respectively. Shen *et al.* (2014) proposed an estimation and inference technique for quantile mediation effects. Zhang *et al.* (2016) used a joint significance test for high-dimensional mediation effects based on sure independent screening and minimax concave penalty techniques. VanderWeele and Tchetgen (2017) considered causal mediation analysis when exposures and mediators vary over time. Sun *et al.* (2021) proposed a Bayesian modeling approach for mediation analysis. Zhou (2022) introduced a semiparametric estimation method for causal mediation analysis with multiple causally ordered mediators. For more related results on mediation analysis, we refer to three reviewing papers by MacKinnon *et al.* (2007), Preacher (2015) and Zhang *et al.* (2022).

In mediation analysis literature, the Sobel test and joint significance test are two important and popular methods for investigating mediation effects (MacKinnon, 2008). However, the main shortcoming of both methods is due to the conservative type I error of mediation testing (MacKinnon *et al.*, 2002), which largely prevents their popularity for practical users. Later on, we provide more theoretical insights about why the two methods are conservative in practice. To improve the performances of Sobel and joint significance tests, we propose two data-adaptive mediation testing methods with theoretical verification. Our key idea is to separate the composite null hypothesis by a novel data-adaptive technique. Specifically, the main advantages of our proposed method are as follows: First, the adaptive Sobel and joint significance tests are two flexible and data-driven methods. Particularly, it is very easy and convenient to implement the two methods from the view of practical application. i.e., our method is user-friendly without involving more complicated procedures. Second, the proposed two test methods have a great improvement on the conventional Sobel and joint significance tests in the context of type I error. As mentioned before, the conservative

performance of Sobel and joint significance tests is a long-standing issue when performing mediation analysis in many fields. Therefore, it is desirable to develop an effective method for solving this issue in practice. Third, the adaptive Sobel test and adaptive joint significance test are more powerful than the traditional Sobel test and joint significance test, respectively. The enhanced powers of our two methods are especially obvious for those relatively weak mediation effects, which are difficult to be recognized as significant mediators. In addition, some theoretical results are provided to guarantee the rationality of our method.

The remainder of this paper is organized as follows: In Section 2, we review some details on the traditional Sobel test for mediation effects. We further propose a novel data-adaptive Sobel test, which has a significant improvement compared to traditional Sobel test method. In Section 3, we propose a novel data-adaptive joint significance test for mediation effects, together with the explicit expressions of size and power. In Section 4, we implement the adaptive Sobel and joint significance tests into multiple testing with family-wise error rate control. Section 5 presents some simulation studies to assess the performance of our method. In Section 6, we perform mediation analysis for three real-world datasets with our proposed method. Some concluding remarks are provided in Section 7. All proof details of theorems are presented in the Appendix.

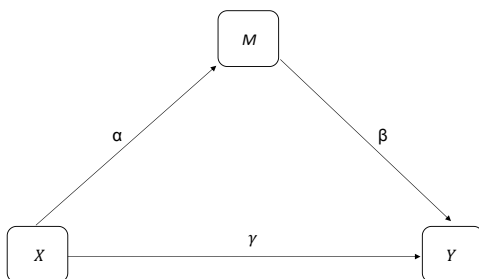


Figure 1: A scenario of mediation model with one mediator (confounding variables are omitted).

## 2 Adaptive Sobel Test

We first review some basic notations in the framework of mediation analysis. Let  $X$  be an exposure,  $M$  be the mediator and  $Y$  be the outcome (see Figure 1). By MacKinnon (2008), the aim of performing mediation analysis is to investigate the causal mechanism along the pathway  $X \rightarrow M \rightarrow Y$ . Generally speaking, the causal effect  $X \rightarrow M$  is parameterized by  $\alpha$  (after adjusting for confounders), and the causal effect  $M \rightarrow Y$  is parameterized by  $\beta$  (after adjusting for exposure and confounders). In this case, the mediating effect of  $M$  is commonly described as  $\alpha\beta$ , which is also referred to as the product-coefficient approach (MacKinnon *et al.*, 2002). To assess whether  $M$  has an intermediate role between  $X$  and  $Y$ , it is typically to perform the hypothesis testing,

$$H_0 : \alpha\beta = 0 \leftrightarrow H_A : \alpha\beta \neq 0. \quad (2.1)$$

If the null hypothesis is rejected, we can say that the mediator  $M$  has a significant mediating effect. It is worth to pointing out that the null hypothesis  $H_0$  is composite. i.e., it can be equivalently decomposed into the union of three disjoint component null hypotheses  $H_0 = H_{00} \cup H_{01} \cup H_{10}$ , where

$$H_{00} : \alpha = 0, \beta = 0;$$

$$H_{01} : \alpha = 0, \beta \neq 0;$$

$$H_{10} : \alpha \neq 0, \beta = 0.$$

In mediation analysis literature, one of the most popular method for solving (2.1) is the Sobel test (Sobel, 1982), and its test statistic is given by

$$T_{Sobel} = \frac{\hat{\alpha}\hat{\beta}}{\{\hat{\alpha}^2\hat{\sigma}_\beta^2 + \hat{\beta}^2\hat{\sigma}_\alpha^2\}^{1/2}}, \quad (2.2)$$

where  $\hat{\alpha}$  and  $\hat{\beta}$  are the estimates for  $\alpha$  and  $\beta$ , respectively.  $\hat{\sigma}_\alpha$  and  $\hat{\sigma}_\beta$  are the corresponding estimated standard errors of  $\hat{\alpha}$  and  $\hat{\beta}$ , respectively. The decision rule of traditional Sobel test relies on the standard asymptotic normality of  $T_{Sobel}$ . i.e., we can reject  $H_0$  if the corresponding  $p$ -value  $P_{Sobel}$  is smaller than a specified significance level  $\delta$ , where  $P_{Sobel} = 2\{1 - \Phi_{N(0,1)}(|T_{Sobel}|\})$ , and  $\Phi_{N(0,1)}(\cdot)$  is the cumulative distribution function of  $N(0,1)$ .

Due to the simplicity and convenience of Sobel test, it has been widely adopted in many research fields, such as the social and biomedical sciences. However, the Sobel test suffers from overly conservative type I error, especially when both  $\alpha = 0$  and  $\beta = 0$  (MacKinnon *et al.*, 2002). From Liu *et al.* (2022), the Sobel statistic  $T_{sobel}$  has an asymptotic normal distribution  $N(0, 1)$  under  $H_{01}$  and  $H_{10}$ , while its asymptotic distribution is  $N(0, 1/4)$  in the case of  $H_{00}$ . Therefore, the performance of traditional Sobel test is conservative when  $\alpha = 0$  and  $\beta = 0$ . In fact, this is a long-existed and unresolved problem for the Sobel test. To bridge this gap, we propose a novel data-adaptive method for improving the efficiency of Sobel test, especially focusing on the conservative issue in the case of  $\alpha = \beta = 0$ .

Let  $T_\alpha$  and  $T_\beta$  be the statistics for testing  $\alpha = 0$  and  $\beta = 0$ , respectively. Under null hypothesis, we have that

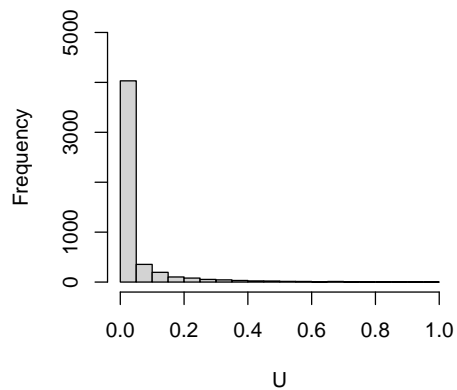
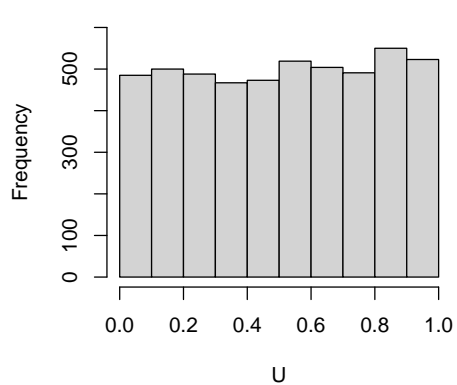
$$T_\alpha = \frac{\hat{\alpha}}{\hat{\sigma}_\alpha} \sim N(0, 1) \text{ and } T_\beta = \frac{\hat{\beta}}{\hat{\sigma}_\beta} \sim N(0, 1), \quad (2.3)$$

where  $\hat{\alpha}$ ,  $\hat{\sigma}_\alpha$ ,  $\hat{\beta}$  and  $\hat{\sigma}_\beta$  are identically given as (2.2). The corresponding p-values for  $T_\alpha$  and  $T_\beta$  are

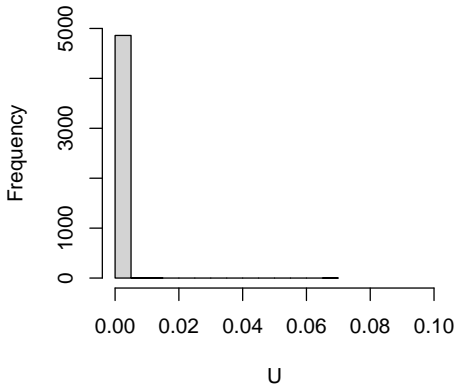
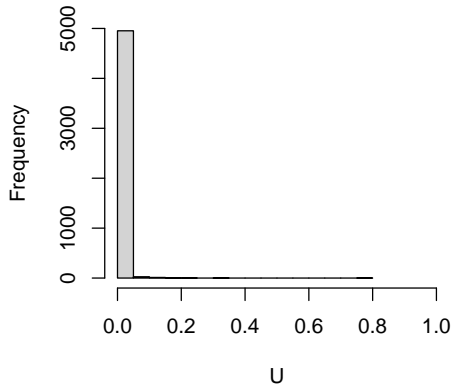
$$P_\alpha = 2\{1 - \Phi_{N(0,1)}(|T_\alpha|)\}, \quad (2.4)$$

$$P_\beta = 2\{1 - \Phi_{N(0,1)}(|T_\beta|)\}, \quad (2.5)$$

where  $T_\alpha$  and  $T_\beta$  are defined in (2.3). Under  $H_0$ , the Sobel test regards the asymptotic distribution of  $T_{Sobel}$  as  $N(0, 1)$ , where  $T_{Sobel}$  is given in (2.2). As mentioned before, the null hypothesis  $H_0$  is composited by three components. Particularly, the actual distribution of  $T_{Sobel}$  is  $N(0, 1/4)$  under the component null hypotheses  $H_{00}$ , which is the key cause for the conservative performance of Sobel test. To deal with this problem, we try to reasonably separate  $H_{00}$  from  $H_{01}$  and  $H_{10}$  using a certain criterion. Under  $H_{00}$ , the distribution of  $P_\alpha$  is an uniform distribution over  $(0, 1)$ , denoted as  $U(0, 1)$ , and  $P_\beta$  also has an  $U(0, 1)$  distribution. In addition, under  $H_{00}$  the cumulative distribution function of  $P_\alpha P_\beta$  is  $F(z) = -\{z \ln(z) - z\}$ . Hence,  $F(P_\alpha P_\beta)$  follows from  $U(0, 1)$  in the case of  $H_{00}$ . Under  $H_{10}$  and  $H_{01}$ , the variable  $P_\alpha P_\beta$  converges to zero in probability, which results in  $F(P_\alpha P_\beta) = o_P(1)$ . In view of these points, we are more likely to regard the null hypothesis  $H_0$  as  $H_{01}$  or  $H_{10}$  instead of  $H_{00}$  when  $F(P_\alpha P_\beta)$  is much smaller than a reasonable threshold. This point is the key idea that stimulates the development of our method.

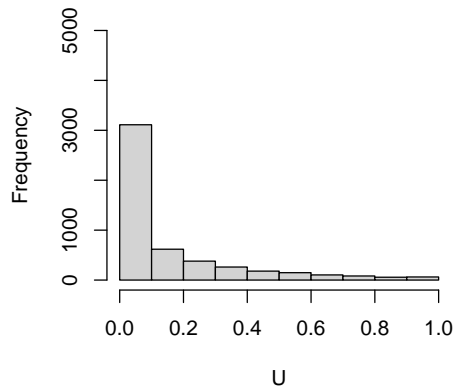


(a) The parameter is  $(\alpha, \beta) = (0, 0)$ . (b) The parameter is  $(\alpha, \beta) = (0.1, 0)$ .

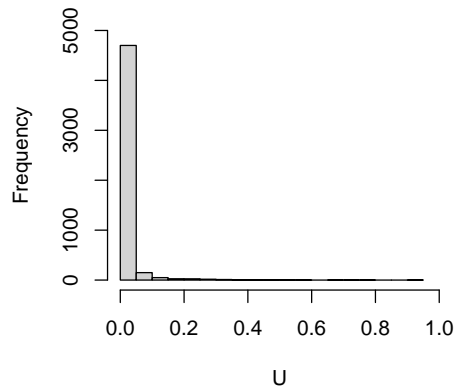


(c) The parameter is  $(\alpha, \beta) = (0, 0.15)$ . (d) The parameter is  $(\alpha, \beta) = (0.2, 0)$ .

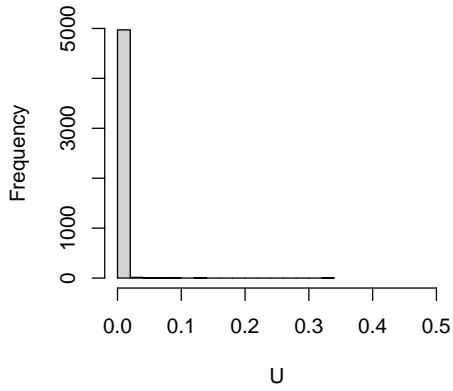
Figure 2: The histogram of  $U = F(P_\alpha P_\beta)$  with 5000 repetitions ( $n = 1000$ ).



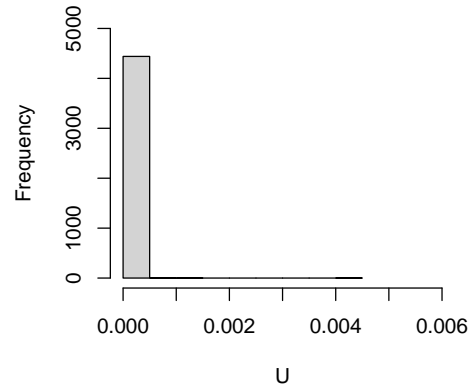
(a) The sample size is  $n = 500$ .



(b) The sample size is  $n = 1500$ .



(c) The sample size is  $n = 3000$ .



(d) The sample size is  $n = 5000$ .

Figure 3: The histogram of  $U = F(P_\alpha P_\beta)$  for  $(\alpha, \beta) = (0.1, 0)$  with 5000 repetitions.

To illustrate the above-mentioned motivation, we generate a series of random samples from the linear mediation models:  $Y = 0.5 + 0.5X + \beta M + \epsilon$  and  $M = 0.5 + \alpha X + e$ , where  $X$ ,  $\epsilon$  and  $e$  follow from  $N(0, 1)$ . The resulting  $P_\alpha$  and  $P_\beta$  are obtained by ordinary least square method. In Figure 2, we present the histogram of  $U = F(P_\alpha P_\beta)$  with 5000 repetitions, where the sample size is  $n = 1000$ , the parameters  $(\alpha, \beta)$  are chosen as  $(\alpha, \beta) = (0, 0)$ ,  $(0.1, 0)$ ,  $(0, 0.15)$  and  $(0.2, 0)$ , respectively. It can be seen from Figure 2 that  $F(P_\alpha P_\beta)$  is coming from an  $U(0, 1)$  distribution in the case of  $\alpha = \beta = 0$ , while  $F(P_\alpha P_\beta)$  is rapidly decreasing as  $\alpha$  or  $\beta$  deviating from zero. Moreover, Figure 3 reports the histogram of  $U = F(P_\alpha P_\beta)$  for  $(\alpha, \beta) = (0.1, 0)$  with 5000 repetitions, where the sample size is  $n = 500, 1500, 3000$  and  $5000$ , respectively. Figure 3 indicates that  $F(P_\alpha P_\beta)$  converges to zero as the sample size  $n$  increases. i.e., as  $n \rightarrow \infty$ ,  $F(P_\alpha P_\beta) = o_P(1)$  under  $H_{10}$  and  $H_{01}$ .

Motivated by the above findings, we propose a novel adaptive Sobel (ASobel) test procedure for (2.1) with the statistic being defined as

$$P_{ASobel} = \begin{cases} 2\{1 - \Phi_{N(0,1)}(|T_{Sobel}|\}\}, & F(P_\alpha P_\beta) < 2\delta, \\ 2\{1 - \Phi_{N(0,1/4)}(|T_{Sobel}|\}\}, & F(P_\alpha P_\beta) \geq 2\delta, \end{cases} \quad (2.6)$$

where  $\delta$  is the significance level (e.g.,  $\delta = 0.01$  or  $0.05$ ),  $F(z) = -\{z \ln(z) - z\}$ , the threshold for  $F(P_\alpha P_\beta)$  is chosen as  $2\delta$ , and  $\Phi_{N(0,1/4)}(\cdot)$  is the cumulative distribution function of  $N(0, 1/4)$ ;  $T_{Sobel}$ ,  $P_\alpha$  and  $P_\beta$  are given in (2.2), (2.4) and (2.5), respectively. For the sake of effectively controlling the type I error under  $H_{10}$  and  $H_{01}$ , we use  $2\delta$  as the cutoff for  $F(P_\alpha P_\beta)$  instead of  $\delta$  when constructing the statistic  $P_{ASobel}$  given in (2.6). Later on, we focus on investigating the rationality of  $P_{ASobel}$  from the views of both theoretical deduction and numerical simulation. The decision rule of ASobel test is that the null hypothesis  $H_0$  is rejected if  $P_{ASobel}$  is much smaller than the significance level  $\delta$ . i.e., we can regard  $M$  as a significant mediator when  $P_{ASobel} < \delta$  in practical application, where  $P_{ASobel}$  is defined by (2.6). In the following theorem, we derive the explicit expressions of size and power, which is useful for ensuring rationality of the ASobel test.

**Theorem 1** *Suppose that the significance level is  $\delta$ , then under  $H_{00}$  the size of ASobel test is given by*

$$Size(ASobel|H_{00}) = \delta(1 - 2\delta) + 4\delta \{1 - \Phi_{N(0,1/4)}(N_{1-\delta/2}(0, 1))\}, \quad (2.7)$$



where  $N_{1-\delta/2}(0, 1/4)$  is the  $(1 - \delta/2)$ -quantile of  $N(0, 1/4)$ . Under  $H_{10}$ , the size of ASobel test is

$$Size(ASobel|H_{10}) = \delta + \Delta_{ASobel|H_{10}}, \quad (2.8)$$

where  $\Delta_{ASobel|H_{10}} = \mathbb{P}(F(P_\alpha P_\beta) \geq 2\delta|H_{10}) [2\{1 - \Phi_{N(0,1)}(N_{1-\delta/2}(0, 1/4))\} - \delta]$ . Under  $H_{01}$ , the size of ASobel test is

$$Size(ASobel|H_{01}) = \delta + \Delta_{ASobel|H_{01}}, \quad (2.9)$$

where  $\Delta_{ASobel|H_{01}} = \mathbb{P}(F(P_\alpha P_\beta) \geq 2\delta|H_{01}) [2\{1 - \Phi_{N(0,1)}(N_{1-\delta/2}(0, 1/4))\} - \delta]$ . Furthermore, the power of ASobel test is

$$\begin{aligned} Power(ASobel) = & \quad (2.10) \\ \mathbb{P}(F(P_\alpha P_\beta) < 2\delta|H_A) & \int \int_{\{\frac{1}{x^2} + \frac{1}{y^2} < c_1(\delta)\}} \frac{1}{2\pi} \exp\left\{-\frac{(x - \mu_\alpha)^2}{2} - \frac{(y - \mu_\beta)^2}{2}\right\} dx dy \\ + \mathbb{P}(F(P_\alpha P_\beta) \geq 2\delta|H_A) & \int \int_{\{\frac{1}{x^2} + \frac{1}{y^2} < c_2(\delta)\}} \frac{1}{2\pi} \exp\left\{-\frac{(x - \mu_\alpha)^2}{2} - \frac{(y - \mu_\beta)^2}{2}\right\} dx dy, \end{aligned}$$

where  $c_1(\delta) = \{N_{1-\delta/2}(0, 1)\}^{-2}$  and  $c_2(\delta) = \{N_{1-\delta/2}(0, 1/4)\}^{-2}$ .

In what follows, we provide more insights about the size and power of the ASobel test in Theorem 1. First, we compare the theoretical size of ASobel test with that of traditional Sobel test under  $H_{00}$ . Note that the size of Sobel test under  $H_{00}$  is

$$\begin{aligned} Size(Sobel|H_{00}) &= \mathbb{P}(2\{1 - \Phi_{N(0,1)}(|T_{Sobel}|)\} < \delta|H_{00}) \\ &= \mathbb{P}(|T_{Sobel}| > N_{1-\delta/2}(0, 1)|H_{00}) \\ &= 2\{1 - \Phi_{N(0,1/4)}(N_{1-\delta/2}(0, 1))\}. \end{aligned} \quad (2.11)$$

From (2.11), we have

$$Size(Sobel|H_{00}) - \delta = 2\{1 - \Phi_{N(0,1/4)}(N_{1-\delta/2}(0, 1))\} - \delta,$$

which is much smaller than zero. This finding explains the conservative performance of Sobel test under  $H_{00}$ . In view of (2.7), we consider the difference between  $Size(ASobel|H_{00})$  and  $\delta$  as follows:

$$Size(ASobel|H_{00}) - \delta = 2\delta[2\{1 - \Phi_{N(0,1/4)}(N_{1-\delta/2}(0, 1))\} - \delta]$$

$$= 2\delta[Size(Sobel|H_{00}) - \delta].$$

Therefore, under  $H_{00}$  the size of ASobel test is much larger than that of Sobel test. i.e., the proposed ASobel test has a significant improvement over Sobel test in terms of size under  $H_{00}$ . Meanwhile, the value of  $Size(ASobel|H_{00})$  does not exceed the prespecified significance level  $\delta$ . Second, in view of the fact that  $F(P_\alpha P_\beta)$  converges to zero in probability when  $\alpha \neq 0$ , then the value of  $\mathbb{P}(F(P_\alpha P_\beta) \geq 2\delta|H_{10})$  is asymptotically negligible and  $[2\{1 - \Phi_{N(0,1)}(N_{1-\delta/2}(0, 1/4))\} - \delta]$  is a small term. Hence, under  $H_{10}$  the size of ASobel given in (2.8) is close to the prespecified significance level  $\delta$ . i.e.,  $Size(ASobel|H_{10}) \approx \delta$ . Similarly, under  $H_{01}$  the size of ASobel given in (2.9) also satisfies  $Size(ASobel|H_{01}) \approx \delta$ . Third, it is straightforward to derive the power of Sobel test as follows (Liu *et al.*, 2022):

$$Power(Sobel) = \int \int_{\{\frac{1}{x^2} + \frac{1}{y^2} < c_1(\delta)\}} \frac{1}{2\pi} \exp\left\{-\frac{(x - \mu_\alpha)^2}{2} - \frac{(y - \mu_\beta)^2}{2}\right\} dx dy. \quad (2.12)$$

Due to (2.10) and (2.12) together with  $c_1(\delta) < c_2(\delta)$ , we know that

$$\begin{aligned} & Power(ASobel) - Power(Sobel) \\ &= \mathbb{P}(F(P_\alpha P_\beta) \geq 2\delta|H_A) \int \int_{\{c_1(\delta) < \frac{1}{x^2} + \frac{1}{y^2} < c_2(\delta)\}} \frac{1}{2\pi} \exp\left\{-\frac{(x - \mu_\alpha)^2}{2} - \frac{(y - \mu_\beta)^2}{2}\right\} dx dy. \end{aligned}$$

Therefore,  $Power(Sobel)$  is not larger than  $Power(ASobel)$ . In addition,  $\mathbb{P}(F(P_\alpha P_\beta) \geq 2\delta|H_A) \approx 0$  for large values of  $\alpha$  and  $\beta$ . i.e.,  $Power(Sobel)$  is close to  $Power(ASobel)$  when both  $\alpha$  and  $\beta$  are relatively large. As a whole, the proposed ASobel test method is superior over the traditional Sobel test in terms of both size and power. Numerical studies will further support these theoretical results in the simulation section.

### 3 Adaptive Joint Significance Test

The joint significance (JS) test (also known as the MaxP test) is another popular approach for conducting the mediation testing problem given in (2.1). The idea of JS method is that we would reject  $H_0$  if both  $\alpha = 0$  and  $\beta = 0$  are simultaneously rejected. i.e., the JS test statistic is defined as

$$P_{JS} = \max(P_\alpha, P_\beta), \quad (3.1)$$

where  $P_\alpha$  and  $P_\beta$  are given in (2.4) and (2.5), respectively. Under  $H_0$ , the traditional JS test regards  $P_{JS}$  as a uniform random variable over  $(0, 1)$ , i.e.,  $P_{JS} \sim U(0, 1)$ . However, the actual distribution of  $P_{JS}$  does not follow  $U(0, 1)$  under the component null hypotheses  $H_{00}$ , which results in the conservative performance of traditional JS test. To provide more insights on this issue, suppose that we have two independent uniform random variables  $Z_1$  and  $Z_2$  over  $(0, 1)$ . Let  $Z = \max(Z_1, Z_2)$  and its density function is denoted as  $f_Z(z)$ . It is straightforward to derive the distribution function of  $Z$  as  $F_Z(z) = \mathbb{P}(Z \leq z) = \mathbb{P}(Z_1 \leq z, Z_2 \leq z) = \mathbb{P}(Z_1 \leq z)\mathbb{P}(Z_2 \leq z) = z^2$ . i.e., the density function of  $Z$  is  $f_Z(z) = \frac{1}{2}z$  for  $0 \leq z \leq 1$  and  $f_Z(z) = 0$ , otherwise. Therefore, the maximum of two p-values ( $P_{JS}$ ) does not follow  $U(0, 1)$ . This provides a theoretical view about the conservatism of JS test when both  $\alpha = 0$  and  $\beta = 0$ . To fix this issue, we consider the distribution function of  $Z^2 = \{\max(Z_1, Z_2)\}^2$ , which is given by

$$\begin{aligned}
F_{Z^2}(z) &= \mathbb{P}(Z^2 \leq z) \\
&= \mathbb{P}(Z_1 \leq z^{1/2})\mathbb{P}(Z_2 \leq z^{1/2}) \\
&= \begin{cases} 0, & z < 0, \\ z, & 0 \leq z < 1, \\ 1, & z \geq 1. \end{cases} \tag{3.2}
\end{aligned}$$

i.e., under  $H_{00}$  the squared maximum of two p-values ( $P_{JS}^2$ ) has an uniform distribution over  $(0, 1)$ .

In view of the fact that  $P_{JS}$  follows  $U(0, 1)$  under  $H_{01}$  and  $H_{10}$ , while its distribution is not  $U(0, 1)$  under  $H_{00}$ . Similar to our idea in Section 2, we try to separate  $H_{00}$  from  $H_{01}$  and  $H_{10}$  via quantifying the term  $F(P_\alpha P_\beta)$  beforehand, where  $P_\alpha$  and  $P_\beta$  are given in (2.4)-(2.5), and  $F(z) = -\{z \ln(z) - z\}$ . Specifically, we propose an adaptive joint significance (AJS) test method for (2.1) with the statistic being defined as

$$P_{AJS} = \begin{cases} P_{JS}, & F(P_\alpha P_\beta) < 2\delta, \\ P_{JS}^2, & F(P_\alpha P_\beta) \geq 2\delta, \end{cases} \tag{3.3}$$

where  $\delta$  is the significance level,  $F(z) = -\{z \ln(z) - z\}$  and  $P_{JS}$  is presented in (3.1). Note that we also adopt  $2\delta$  as the cut-off value of  $F(P_\alpha P_\beta)$  when constructing the AJS test statistic given in (3.3). The rationality of this choice is identical with that of the ASobel test

in Section 2. Based on the AJS test, we would reject  $H_0$  if  $P_{JS}$  is smaller than a pre-specified significance level  $\delta$ . In the following Theorem 2, we provide the explicit expressions of the size and power for the AJS test method.

**Theorem 2** *Given that the significance level is  $\delta$ , under  $H_{00}$  the size of our proposed AJS test for (2.1) is*

$$Size(AJS|H_{00}) = 2\delta^3 - 2\delta^2 + \delta. \quad (3.4)$$

Under  $H_{10}$ , the size of AJS test is given by

$$Size(AJS|H_{10}) = \delta + \Delta_{AJS|H_{10}}, \quad (3.5)$$

where  $\Delta_{AJS|H_{10}} = (\sqrt{\delta} - \delta)\mathbb{P}(F(P_\alpha P_\beta) \geq 2\delta|H_{10})$ . Similarly, under  $H_{01}$  the size of AJS test is  $Size(AJS|H_{01}) = \delta + \Delta_{AJS|H_{01}}$ , where  $\Delta_{AJS|H_{01}} = (\sqrt{\delta} - \delta)\mathbb{P}(F(P_\alpha P_\beta) \geq 2\delta|H_{01})$ .

Moreover, the power of AJS test is written as

$$\begin{aligned} Power(AJS) &= \mathbb{P}(F(P_\alpha P_\beta) < 2\delta|H_A) Power(AJS|F(P_\alpha P_\beta) < 2\delta) \\ &\quad + \mathbb{P}(F(P_\alpha P_\beta) \geq 2\delta|H_A) Power(AJS|F(P_\alpha P_\beta) \geq 2\delta), \end{aligned} \quad (3.6)$$

where

$$\begin{aligned} Power(AJS|F(P_\alpha P_\beta) < 2\delta) &= \left[ \Phi_{N(0,1)}(\mu_\alpha - N_{1-\delta/2}(0,1)) + \Phi_{N(0,1)}(-\mu_\alpha - N_{1-\delta/2}(0,1)) \right] \\ &\quad \times \left[ \Phi_{N(0,1)}(\mu_\beta - N_{1-\delta/2}(0,1)) + \Phi_{N(0,1)}(-\mu_\beta - N_{1-\delta/2}(0,1)) \right] \end{aligned}$$

and

$$\begin{aligned} Power(AJS|F(P_\alpha P_\beta) \geq 2\delta) &= \left[ \Phi_{N(0,1)}(\mu_\alpha - N_{1-\delta/2}(0,1)) + \Phi_{N(0,1)}(-\mu_\alpha - N_{1-\delta/2}(0,1)) \right] \\ &\quad \times \left[ \Phi_{N(0,1)}(\mu_\beta - N_{1-\sqrt{\delta}/2}(0,1)) + \Phi_{N(0,1)}(-\mu_\beta - N_{1-\sqrt{\delta}/2}(0,1)) \right], \end{aligned}$$

where  $\mu_\alpha = \mathbb{E}(\hat{\alpha}/\hat{\sigma}_\alpha)$  and  $\mu_\beta = \mathbb{E}(\hat{\beta}/\hat{\sigma}_\beta)$ .

Theoretically, we compare the AJS with JS in terms of size and power as follows: We first note that under  $H_{00}$  the size of traditional JS test for (2.1) is given as

$$Size(JS|H_{00}) = \mathbb{P}(P_{JS} < \delta|H_{00})$$

$$\begin{aligned}
&= \mathbb{P}(P_\alpha < \delta | H_{00}) \mathbb{P}(P_\beta < \delta | H_{00}) \\
&= \delta^2,
\end{aligned}$$

which explains the conservative phenomenon of traditional JS test under  $H_{00}$ . Moreover, the difference between  $Size(JS|H_{00})$  and the significance level  $\delta$  is

$$Size(JS|H_{00}) - \delta = \delta^2 - \delta.$$

By (3.4), it is direct to calculate that

$$\begin{aligned}
Size(AJS|H_{00}) - \delta &= 2\delta^3 - 2\delta^2 \\
&= 2\delta\{Size(JS|H_{00}) - \delta\}.
\end{aligned} \tag{3.7}$$

It follows from (3.7) that  $Size(AJS|H_{00})$  is much larger than  $Size(JS|H_{00})$ . Meanwhile, the value of  $Size(AJS|H_{00})$  does not exceed the prespecified significance level  $\delta$ . Second, because  $F(P_\alpha P_\beta)$  converges to zero in probability under  $H_{10}$ , the term  $\mathbb{P}(F(P_\alpha P_\beta) \geq 2\delta | H_{10})$  involved in  $\Delta_{AJS|H_{10}}$  is vanishing. i.e.,  $Size(AJS|H_{10}) \approx \delta$ . In a similar way, it can be demonstrated that  $Size(AJS|H_{01}) \approx \delta$ . Third, the power of JS test for (2.1) was given by Liu *et al.* (2022):

$$\begin{aligned}
Power(JS) &= \left[ \Phi_{N(0,1)}(\mu_\alpha - N_{1-\delta/2}(0,1)) + \Phi_{N(0,1)}(-\mu_\alpha - N_{1-\delta/2}(0,1)) \right] \\
&\quad \times \left[ \Phi_{N(0,1)}(\mu_\beta - N_{1-\delta/2}(0,1)) + \Phi_{N(0,1)}(-\mu_\beta - N_{1-\delta/2}(0,1)) \right].
\end{aligned} \tag{3.8}$$

From (3.6) and (3.8), we can derive that

$$\begin{aligned}
&Power(AJS) - Power(JS) = \\
&K \mathbb{P}(F(P_\alpha P_\beta) \geq 2\delta | H_A) \left[ \Phi_{N(0,1)}(\mu_\beta - N_{1-\sqrt{\delta}/2}(0,1)) - \Phi_{N(0,1)}(\mu_\beta - N_{1-\delta/2}(0,1)) \right. \\
&\quad \left. + \Phi_{N(0,1)}(-\mu_\beta - N_{1-\sqrt{\delta}/2}(0,1)) - \Phi_{N(0,1)}(-\mu_\beta - N_{1-\delta/2}(0,1)) \right],
\end{aligned}$$

where  $K = \Phi_{N(0,1)}(\mu_\alpha - N_{1-\delta/2}(0,1)) + \Phi_{N(0,1)}(-\mu_\alpha - N_{1-\delta/2}(0,1))$ . In view of the fact that  $N_{1-\sqrt{\delta}/2}(0,1) < N_{1-\delta/2}(0,1)$ , so  $Power(AJS)$  is much larger than  $Power(JS)$ , especially for those mediators with weak mediation effects. However,  $Power(AJS)$  is close to  $Power(JS)$  if both  $\alpha$  and  $\beta$  are relatively large, where the reason is due to  $\mathbb{P}(F(P_\alpha P_\beta) < 2\delta | H_A) \approx 1$  and  $\mathbb{P}(F(P_\alpha P_\beta) \geq 2\delta | H_A) \approx 0$  in this situation. As a whole, the proposed AJS method is obviously better than the conventional JS test in practice. Simulations will be also used to support this conclusion.

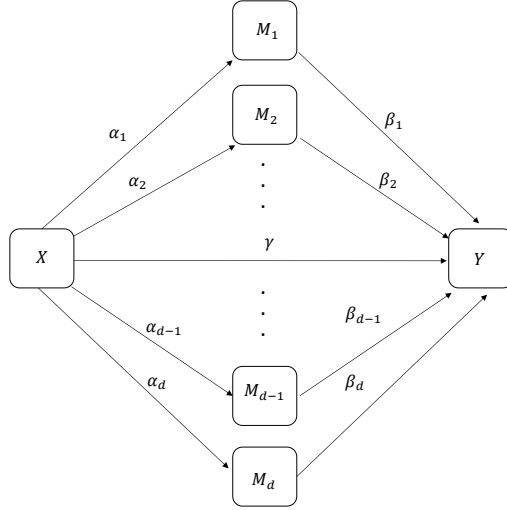


Figure 4: A scenario of mediation model with multiple mediators (confounding variables are omitted).

## 4 Multiple Testing Procedure

In this section, we extend the proposed ASobel and AJS methods in Sections 2 and 3 for multiple testing with family-wise error rate control. Let  $X$  be an exposure,  $\mathbf{M} = (M_1, \dots, M_d)'$  be a vector of  $d$ -dimensional mediators, and  $Y$  be an outcome of interest. Following MacKinnon (2008), we assume the causal relations  $X \rightarrow M_k$  and  $M_k \rightarrow Y$  are parameterized by  $\alpha_k$  and  $\beta_k$  (see Figure 4), respectively. Let  $\Omega = \{k : \alpha_k \beta_k \neq 0, k = 1, \dots, d\}$  be the index set of significant (or active) mediators. Under the significance level  $\delta$ , we are interested in the multiple testing problem:

$$H_0^{(k)} : \alpha_k \beta_k = 0 \quad \leftrightarrow \quad H_A^{(k)} : \alpha_k \beta_k \neq 0, \quad k = 1, \dots, d, \quad (4.1)$$

where the null hypothesis  $H_0^{(k)}$  is composite with three components as  $H_{00}^{(k)} : \alpha_k = 0, \beta_k = 0$ ;  $H_{10}^{(k)} : \alpha_k \neq 0, \beta_k = 0$ ; and  $H_{01}^{(k)} : \alpha_k = 0, \beta_k \neq 0$ . Denote  $\Omega_{00} = \{k : H_{00}^{(k)} \text{ holds}, k = 1, \dots, d\}$ ,  $\Omega_{10} = \{k : H_{10}^{(k)} \text{ holds}, k = 1, \dots, d\}$  and  $\Omega_{01} = \{k : H_{01}^{(k)} \text{ holds}, k = 1, \dots, d\}$ . For large-scale multiple testing for mediation effects (Liu *et al.*, 2022), it is typically appeared that both  $\alpha_k = 0$  and  $\beta_k = 0$  ( $H_{00}^{(k)}$ ) constitute the majority of null hypothesis. i.e.,  $|\Omega_{00}|$  is much larger than  $|\Omega_{10}| + |\Omega_{01}|$ , which is in line with the situations of many practical

applications (Zhang *et al.*, 2016; Dai *et al.*, 2022). Here  $|\mathcal{S}|$  denotes the number of elements in a set  $\mathcal{S}$ .

First we focus on extending the ASobel method (in Section 2) for the multiple testing given in (4.1). For convenience, we denote the Sobel statistics as

$$T_{Sobel}^{(k)} = \frac{\hat{\alpha}_k \hat{\beta}_k}{\{\hat{\alpha}_k^2 \hat{\sigma}_{\beta_k}^2 + \hat{\beta}_k^2 \hat{\sigma}_{\alpha_k}^2\}^{1/2}}, \quad k = 1, \dots, d, \quad (4.2)$$

where  $\hat{\alpha}_k$  and  $\hat{\beta}_k$  are the estimates for  $\alpha_k$  and  $\beta_k$ , respectively.  $\hat{\sigma}_{\alpha_k}$  and  $\hat{\sigma}_{\beta_k}$  are the estimated standard errors of  $\hat{\alpha}_k$  and  $\hat{\beta}_k$ , respectively. The corresponding p-value of Sobel test is given by

$$P_{Sobel}^{(k)} = 2\{1 - \Phi_{N(0,1)}(|T_{Sobel}^{(k)}|)\}, \quad k = 1, \dots, d. \quad (4.3)$$

Let  $T_{\alpha_k} = \hat{\alpha}_k / \hat{\sigma}_{\alpha_k}$  and  $T_{\beta_k} = \hat{\beta}_k / \hat{\sigma}_{\beta_k}$ , then we define the ASobel statistics as

$$P_{ASobel}^{(k)} = \begin{cases} 2\{1 - \Phi_{N(0,1)}(|T_{Sobel}^{(k)}|)\}, & F(P_{\alpha_k} P_{\beta_k}) < 2\delta/d, \\ 2\{1 - \Phi_{N(0,1/4)}(|T_{Sobel}^{(k)}|)\}, & F(P_{\alpha_k} P_{\beta_k}) \geq 2\delta/d, \end{cases} \quad (4.4)$$

where  $T_{Sobel}^{(k)}$  is given in (4.2),  $\delta$  is the significance level,  $d$  is the dimension of mediators,  $F(z) = -\{z \ln(z) - z\}$ , together with

$$P_{\alpha_k} = 2\{1 - \Phi_{N(0,1)}(|T_{\alpha_k}|)\}, \quad \text{and} \quad P_{\beta_k} = 2\{1 - \Phi_{N(0,1)}(|T_{\beta_k}|)\}, \quad k = 1, \dots, d. \quad (4.5)$$

Note that the threshold value  $(2\delta/d)$  of  $F(P_{\alpha_k} P_{\beta_k})$  is Bonferroni corrected for controlling family-wise error rate. The decision criterion is that we would reject  $H_0^{(k)}$  if the ASobel test statistic  $P_{ASobel}^{(k)}$  is smaller than  $\delta/d$ . i.e., an estimated index set of significant mediators with ASobel test is  $\hat{\Omega}_{ASobel} = \{k : P_{ASobel}^{(k)} < \delta/d, k = 1, \dots, d\}$ , where  $P_{ASobel}^{(k)}$  is defined in (4.5).

**Theorem 3** *Under the significance level  $\delta$ , the family-wise error rate (FWER) of ASobel test for (4.1) asymptotically satisfies:*

$$FWER(ASobel) \leq \delta. \quad (4.6)$$

In what follows, we extend the proposed AJS test in the context of multiple mediators. Specifically, let

$$P_{JS}^{(k)} = \max(P_{\alpha_k}, P_{\beta_k}), \quad (4.7)$$

where  $P_{\alpha_k}$  and  $P_{\beta_k}$  are given in (4.5),  $k = 1, \dots, d$ . To adjust for multiple testing in (4.1), we propose an AJS test method with the statistic being defined as

$$P_{AJS}^{(k)} = \begin{cases} P_{JS}^{(k)}, & F(P_{\alpha_k} P_{\beta_k}) < 2\delta/d, \\ \{P_{JS}^{(k)}\}^2, & F(P_{\alpha_k} P_{\beta_k}) \geq 2\delta/d, \end{cases} \quad (4.8)$$

where  $F(z) = -\{z \ln(z) - z\}$  and  $P_{JS}^{(k)}$  is given in (4.7). The threshold value  $(2\delta/d)$  of  $F(P_{\alpha_k} P_{\beta_k})$  is also Bonferroni corrected in order to control FWER. Under the significance level  $\delta$ , we would reject  $H_0^{(k)}$  when the AJS statistic  $P_{AJS}^{(k)}$  is smaller than  $\delta/d$ . That is to say, an estimated index set of significant mediators with AJS test is  $\hat{\Omega}_{AJS} = \{k : P_{AJS}^{(k)} < \delta/d, k = 1, \dots, d\}$ , where  $P_{AJS}^{(k)}$  is given in (4.8).

**Theorem 4** *Under the significance level  $\delta$ , the upper bound of FWER of AJS test for (4.1) asymptotically satisfies*

$$FWER(AJS) \leq \delta. \quad (4.9)$$

As described above, we have extended both ASobel and AJS for the purpose of multiple testing. In particular,  $FWER(ASobel)$  and  $FWER(AJS)$  are asymptotically restrained below the pre-specified significance level  $\delta$ , which ensures the practical reliability of ASobel and AJS methods for testing multiple mediators. We will further verify the rationality of both ASobel and AJS methods via numerical simulations.

## 5 Numerical Studies

### 5.1 Single-Mediator Models

In this section, we conduct some simulations to evaluate the performance of ASobel and AJS tests for  $H_0 : \alpha\beta = 0$  in the context of one mediator. Under the framework of mediation analysis, we consider three kinds of outcomes with continuous mediator: linear mediation model (continuous outcome), logistic mediation model (binary outcome) and Cox mediation model (time-to-event outcome). To make the simulation simple and focused, we do not consider any covariates in the simulation, although our method has a similar performance



when handling any covariate adjustment in these models. Specifically, the mediator  $M$  is generated from the linear model  $M = \alpha X + e$ , where  $X$  and  $e$  follow from  $N(0, 1)$ . In addition, we generate random outcomes from the following three models:

- *Linear mediation model:*  $Y = c + \gamma X + \beta M + \epsilon$ , where  $c = \gamma = 0.5$ ,  $X$  follows from  $N(0, 1)$ .

- *Logistic mediation model:*  $\mathbb{P}(Y = 1|X, M) = \exp(\gamma X + \beta M) / \{1 + \exp(\gamma X + \beta M)\}$ , where  $Y \in \{0, 1\}$  is the binary outcome,  $X$  follows from  $N(0, 1)$ , and  $\gamma = 0.5$ .

- *Cox mediation model:* Let  $T$  be the failure time, and  $C$  be the censoring time. The observed survival time is denoted as  $Y = \min(T, C)$ . Following Cox (1972), the conditional hazard function of  $T$  is  $\lambda(t|X, M) = \lambda_0(t) \exp(\gamma X + \beta M)$ , where  $\lambda_0(t) = 1$  is the baseline hazard function,  $\gamma = 0.5$ ,  $X$  and  $M$  follow from  $N(0, 1)$ ;  $C$  is generated from  $U(0, c_0)$  with  $c_0$  being chosen as such a number that the censoring rate is about 30%.

Under some regularity conditions (Vanderweele and Vansteelandt, 2009; VanderWeele and Vansteelandt, 2010; VanderWeele, 2011), the product term  $\alpha\beta$  can be interpreted as the mediating effect of  $M$  along the causal pathway  $X \rightarrow M \rightarrow Y$  for the above three mediation models (see Figure 1). For comparison, we also use the traditional Sobel and JS methods for testing  $H_0 : \alpha\beta = 0$ , where the significance level  $\delta = 0.01$  and  $0.05$ , respectively. All the simulation results are based on 10000 repetitions, where the sample size is chosen as  $n = 500$  and  $1000$ , respectively. In Tables 1-3, we report the sizes and powers of Sobel, ASobel, JS and AJS methods when performing mediation tests with three kinds of outcomes. It can be seen from these results that the sizes of our proposed ASobel and AJS methods are much better than those of Sobel and JS methods, especially when both  $\alpha$  and  $\beta$  equal to zero. For small values of  $\alpha$  and  $\beta$ , the powers of ASobel and AJS are much larger than Sobel and JS, respectively. Nevertheless, the Sobel and ASobel have identical powers when  $\alpha$  and  $\beta$  are relatively large. The same conclusion is true for AJS and JS methods. These numerical findings are in line with those theoretical results of Theorems 1 and 2. In particular, it seems that the proposed AJS method has the best performance among these four mediation testing procedures.

Table 1: The size and power of hypothesis testing with linear mediation model<sup>‡</sup>.

		$\delta = 0.01$				$\delta = 0.05$			
	$(\alpha, \beta)$	Sobel	ASobel	JS	AJS	Sobel	ASobel	JS	AJS
$n = 500$	(0, 0)	0	0.0013	0.0001	0.0033	0	0.0038	0.0025	0.0129
	(0.05, 0)	0	0.0035	0.0008	0.0086	0.0009	0.0064	0.0096	0.0228
	(0, 0.05)	0	0.0029	0.0004	0.0065	0.0006	0.0066	0.0106	0.0261
	(0.1, 0)	0	0.0040	0.0037	0.0106	0.0056	0.0102	0.0303	0.0405
	(0, 0.1)	0.0002	0.0041	0.0032	0.0108	0.0048	0.0111	0.0328	0.0435
	(0.01, 0.01)	0	0.0017	0.0001	0.0042	0	0.0042	0.0038	0.0155
	(0.05, 0.05)	0.0001	0.0092	0.0052	0.0218	0.0053	0.0149	0.0388	0.0605
	(0.15, 0.15)	0.2663	0.2677	0.6073	0.6096	0.6913	0.6916	0.8385	0.8390
$n = 1000$	(0, 0)	0	0.0013	0.0004	0.0040	0.0002	0.0041	0.0029	0.0140
	(0.05, 0)	0.0001	0.0054	0.0018	0.0103	0.0022	0.0089	0.0165	0.0307
	(0, 0.05)	0	0.0044	0.0023	0.0101	0.0025	0.0087	0.0189	0.0329
	(0.1, 0)	0.0004	0.0033	0.0106	0.0154	0.0133	0.0146	0.0433	0.0462
	(0, 0.1)	0.0008	0.0043	0.0084	0.0137	0.0132	0.0139	0.0456	0.0483
	(0.01, 0.01)	0	0.0025	0.0003	0.0047	0.0005	0.0072	0.0040	0.0192
	(0.05, 0.05)	0.0011	0.0142	0.0272	0.0507	0.0303	0.0391	0.1269	0.1470
	(0.15, 0.15)	0.8879	0.8879	0.9686	0.9686	0.9865	0.9865	0.9936	0.9936

<sup>‡</sup> “Sobel” denotes the Sobel’s test method; “ASobel” denotes the proposed adaptive Sobel test method; “JS” denotes the joint significance test method; “AJS” denotes the proposed adaptive joint significance test method.

Table 2: The size and power of hypothesis testing with logistic mediation model<sup>‡</sup>.

		$\delta = 0.01$				$\delta = 0.05$			
	$(\alpha, \beta)$	Sobel	ASobel	JS	AJS	Sobel	ASobel	JS	AJS
$n = 500$	(0, 0)	0	0.0015	0.0002	0.0036	0.0002	0.0040	0.0023	0.0144
	(0.05, 0)	0	0.0040	0.0009	0.0085	0.0011	0.0070	0.0100	0.0248
	(0, 0.05)	0.0001	0.0020	0.0006	0.0037	0.0005	0.0059	0.0038	0.0188
	(0.1, 0)	0	0.0052	0.0050	0.0138	0.0057	0.0095	0.0306	0.0401
	(0, 0.1)	0	0.0036	0.0009	0.0072	0.0009	0.0080	0.0085	0.0247
	(0.01, 0.01)	0	0.0015	0.0001	0.0037	0.0002	0.0045	0.0029	0.0147
	(0.15, 0.15)	0.0171	0.0220	0.1163	0.1235	0.1630	0.1646	0.3107	0.3135
	(0.3, 0.3)	0.5855	0.5855	0.6772	0.6772	0.8381	0.8381	0.8620	0.8620
$n = 1000$	(0, 0)	0	0.0019	0.0001	0.0045	0.0002	0.0054	0.0031	0.0153
	(0.05, 0)	0	0.0038	0.0015	0.0100	0.0015	0.0080	0.0166	0.0328
	(0, 0.05)	0	0.0045	0.0004	0.0074	0.0004	0.0061	0.0055	0.0204
	(0.1, 0)	0.0002	0.0023	0.0062	0.0096	0.0122	0.0140	0.0410	0.0448
	(0, 0.1)	0	0.0049	0.0010	0.0093	0.0011	0.0070	0.0151	0.0306
	(0.01, 0.01)	0	0.0032	0.0003	0.0052	0.0004	0.0056	0.0031	0.0154
	(0.15, 0.15)	0.1737	0.1743	0.3537	0.3544	0.5000	0.5000	0.5992	0.5993
	(0.3, 0.3)	0.9496	0.9496	0.9598	0.9598	0.9909	0.9909	0.9920	0.9920

<sup>‡</sup> “Sobel” denotes the Sobel’s test method; “ASobel” denotes the proposed adaptive Sobel test method; “JS” denotes the joint significance test method; “AJS” denotes the proposed adaptive joint significance test method.

Table 3: The size and power of hypothesis testing with Cox mediation model<sup>‡</sup>.

		$\delta = 0.01$				$\delta = 0.05$			
	$(\alpha, \beta)$	Sobel	ASobel	JS	AJS	Sobel	ASobel	JS	AJS
$n = 500$	(0, 0)	0	0.0009	0.0001	0.0030	0.0001	0.0030	0.0022	0.0111
	(0.05, 0)	0	0.0032	0.0003	0.0074	0.0006	0.0071	0.0101	0.0259
	(0, 0.05)	0	0.0038	0.0007	0.0091	0.0005	0.0064	0.0075	0.0214
	(0.1, 0)	0	0.0049	0.0037	0.0123	0.0053	0.0098	0.0306	0.0414
	(0, 0.1)	0	0.0044	0.0022	0.0116	0.0028	0.0099	0.0232	0.0385
	(0.01, 0.01)	0	0.0018	0.0001	0.0035	0.0001	0.0065	0.0028	0.0161
	(0.15, 0.15)	0.1417	0.1456	0.4530	0.4580	0.5354	0.5355	0.7281	0.7288
	(0.2, 0.2)	0.6147	0.6147	0.8465	0.8465	0.9121	0.9121	0.9532	0.9532
$n = 1000$	(0, 0)	0	0.0012	0.0003	0.0038	0.0003	0.0044	0.0019	0.0131
	(0.05, 0)	0	0.0051	0.0017	0.0103	0.0020	0.0094	0.0156	0.0330
	(0, 0.05)	0	0.0043	0.0009	0.0095	0.0013	0.0070	0.0130	0.0272
	(0.1, 0)	0.0006	0.0024	0.0090	0.0125	0.0136	0.0146	0.0436	0.0464
	(0, 0.1)	0.0003	0.0039	0.0051	0.0123	0.0070	0.0106	0.0367	0.0432
	(0.01, 0.01)	0	0.0020	0.0003	0.0050	0.0003	0.0054	0.0030	0.0153
	(0.15, 0.15)	0.7405	0.7405	0.9030	0.9030	0.9540	0.9540	0.9751	0.9751
	(0.2, 0.2)	0.9908	0.9908	0.9954	0.9954	0.9988	0.9988	0.9994	0.9994

<sup>‡</sup> “Sobel” denotes the Sobel’s test method; “ASobel” denotes the proposed adaptive Sobel test method; “JS” denotes the joint significance test method; “AJS” denotes the proposed adaptive joint significance test method.

## 5.2 Multiple-Mediator Models

In this section, we investigate the numerical performances of ASobel and AJS methods when performing multiple testing for mediation effects via simulations. Similar to the Section 5.1, we also consider three kinds of outcomes in the context of multiple mediators without covariates.

- *Linear mediation model:*  $Y = c + \gamma X + \boldsymbol{\beta}'\mathbf{M} + \epsilon$ , where  $c = \gamma = 0.5$ ,  $X$  and  $\epsilon$  follow from  $N(0, 1)$ , and  $\mathbf{M} = (M_1, \dots, M_d)'$  is generated from a series of linear models  $M_k = 0.5 + \alpha_k X + e_k$ ,  $k = 1, \dots, d$ . Here  $\mathbf{e} = (e_1, \dots, e_d)'$  is a multivariate normal vector with mean zero and covariance matrix  $\Sigma = (0.25^{|i-j|})_{i,j}$ . The dimension of mediators is chosen as  $d = 10, 50$  and  $100$ , respectively. We consider two settings for the model parameters,

$$\begin{aligned} \text{Case A: } \boldsymbol{\alpha} &= (0.15, 0.1, 0.15, 0.05, 0.1, 0.15, 0.15, 0, \dots, 0)', \\ \boldsymbol{\beta} &= (0.2, 0.1, 0.15, 0.1, 0.05, 0, 0, 0.15, 0.15, 0, \dots, 0)', \end{aligned}$$

and

$$\begin{aligned} \text{Case B: } \boldsymbol{\alpha} &= (0.5, 0.3, 0.15, 0.1, 0.05, 0.5, 0.5, 0, \dots, 0)', \\ \boldsymbol{\beta} &= (0.5, 0.3, 0.2, 0.15, 0.05, 0, 0, 0.5, 0.5, 0, \dots, 0)'. \end{aligned}$$

- *Logistic mediation model:*  $\mathbb{P}(Y = 1|X, \mathbf{M}) = \exp(\gamma X + \boldsymbol{\beta}'\mathbf{M}) / \{1 + \exp(\gamma X + \boldsymbol{\beta}'\mathbf{M})\}$ , where  $Y \in \{0, 1\}$  is the binary outcome, other variables and parameters are designed as those of the linear mediation model. Moreover, we consider the following two settings for model parameters,

$$\begin{aligned} \text{Case A: } \boldsymbol{\alpha} &= (0.15, 0.2, 0.15, 0.25, 0.1, 0.3, 0.3, 0, \dots, 0)', \\ \boldsymbol{\beta} &= (0.2, 0.25, 0.15, 0.1, 0.25, 0, 0, 0.3, 0.3, 0, \dots, 0)', \end{aligned}$$

and

$$\begin{aligned} \text{Case B: } \boldsymbol{\alpha} &= (0.5, 0.3, 0.15, 0.1, 0.25, 0.5, 0.5, 0, \dots, 0)', \\ \boldsymbol{\beta} &= (0.5, 0.3, 0.1, 0.25, 0.25, 0, 0, 0.5, 0.5, 0, \dots, 0)'. \end{aligned}$$

- *Cox mediation model:* Given the covariate  $X$  and the mediator vector  $\mathbf{M}$ , the Cox's conditional hazard function of failure time  $T$  is  $\lambda(t|X, \mathbf{M}) = \lambda_0(t) \exp(\gamma X + \boldsymbol{\beta}'\mathbf{M})$ , where

$\lambda_0(t) = 1$ ,  $\gamma = 0.5$ ,  $X$  and  $\mathbf{M}$  are generated as the linear mediation model. We generate the censoring time  $C$  from  $U(0, c_0)$ , where  $c_0$  is being chosen such that the censoring rate is about 30%. We consider two cases for the model parameters,

$$\begin{aligned} \text{Case A: } \boldsymbol{\alpha} &= (0.1, 0.05, 0.1, 0.2, 0.1, 0.05, 0.05, 0, \dots, 0)', \\ \boldsymbol{\beta} &= (0.1, 0.15, 0.1, 0.15, 0.05, 0, 0, 0.1, 0.1, 0, \dots, 0)', \end{aligned}$$

and

$$\begin{aligned} \text{Case B: } \boldsymbol{\alpha} &= (0.2, 0.3, 0.15, 0.1, 0.05, 0.1, 0.1, 0, \dots, 0)', \\ \boldsymbol{\beta} &= (0.3, 0.2, 0.1, 0.15, 0.1, 0, 0, 0.1, 0.1, 0, \dots, 0)'. \end{aligned}$$

From Vanderweele and Vansteelandt (2009; 2010) and Huang and Yang (2017), the product term  $\alpha_k\beta_k$  describes the causal mediation effect along the  $k$ th pathway  $X \rightarrow M_k \rightarrow Y$  (see Figure 4),  $k = 1, \dots, d$ . Note that the mediating signal of Case B is much stronger than that of Case A. Under the significance level  $\delta$ , we consider the multiple testing problem  $H_{0k} : \alpha_k\beta_k = 0$ ,  $k = 1, \dots, d$ . We compare the proposed ASobel and AJS with traditional Sobel and JS methods in terms of empirical FWER and Power. To be specific, let

$$\begin{aligned} FWER &= \mathbb{P}(\exists k \in \Omega^c : P_{method}^{(k)} < \delta/d), \\ Power &= \frac{1}{|\Omega|} \sum_{k \in \Omega} \mathbb{P}(P_{method}^{(k)} < \delta/d), \end{aligned}$$

where  $\Omega = \{k : \alpha_k\beta_k \neq 0, k = 1, \dots, d\}$ ,  $\Omega^c = \{k : \alpha_k\beta_k = 0, k = 1, \dots, d\}$ ,  $|\Omega|$  denotes the number of elements in  $\Omega$ , and  $P_{method}^{(k)}$  is given in (4.3), (4.4), (4.7) and (4.8) towards the Sobel, ASobel, JS and AJS, respectively. All the results are based on 10000 repetitions, where the sample size  $n = 1000$  and  $1500$ , respectively.

In Tables 4-9, we report the FWERs and Powers of four methods in terms of linear, logistic and Cox mediation models, where the significance level is  $\delta = 0.01$  and  $0.05$ , respectively. It can be seen from Tables 4-9 that the FWERs of Sobel and JS are more conservative than those of ASobel and AJS, respectively. That is to say, the ASobel and AJS are more powerful than Sobel and JS, respectively. The powers of four methods are becoming larger as the increase of sample size, while the powers are declined as the increase of dimension  $d$ . One explanation for this phenomenon is due to the fact that the estimated variances of model

Table 4: The FWER and power of multiple testing with linear mediation model ( $\delta = 0.01$ )<sup>‡</sup>.

Case A	Dimension	FWER				Power			
		Sobel	ASobel	JS	AJS	Sobel	ASobel	JS	AJS
$n = 1000$	$d = 10$	0.0002	0.0021	0.0040	0.0062	0.2281	0.2351	0.3851	0.3950
	$d = 50$	0	0.0031	0.0010	0.0059	0.1114	0.1192	0.3019	0.3115
	$d = 100$	0	0.0045	0.0003	0.0073	0.0687	0.0764	0.2635	0.2730
$n = 1500$	$d = 10$	0.0004	0.0005	0.0045	0.0048	0.3852	0.3885	0.5061	0.5103
	$d = 50$	0.0001	0.0031	0.0006	0.0049	0.3045	0.3090	0.4395	0.4453
	$d = 100$	0	0.0023	0.0005	0.0052	0.2602	0.2662	0.4097	0.4172

Case B	Dimension	FWER				Power			
		Sobel	ASobel	JS	AJS	Sobel	ASobel	JS	AJS
$n = 1000$	$d = 10$	0.0033	0.0037	0.0043	0.0047	0.5588	0.5609	0.6635	0.6668
	$d = 50$	0.0009	0.0028	0.0013	0.0047	0.4819	0.4838	0.6067	0.6092
	$d = 100$	0.0003	0.0037	0.0006	0.0059	0.4535	0.4555	0.5820	0.5845
$n = 1500$	$d = 10$	0.0036	0.0036	0.0045	0.0048	0.6661	0.6690	0.7416	0.7460
	$d = 50$	0.0005	0.0032	0.0007	0.0048	0.6026	0.6047	0.7025	0.7054
	$d = 100$	0.0003	0.0022	0.0005	0.0049	0.5770	0.5788	0.6830	0.6857

<sup>‡</sup> “FWER” denotes the family-wise error rate; “Sobel” denotes the Sobel’s test method; “ASobel” denotes the proposed adaptive Sobel test method; “JS” denotes the joint significance test method; “AJS” denotes the proposed adaptive joint significance test method.

Case A:  $\alpha = (0.15, 0.1, 0.15, 0.05, 0.1, 0.15, 0.15, 0, \dots, 0)'$  and  $\beta = (0.2, 0.1, 0.15, 0.1, 0.05, 0, 0, 0.15, 0.15, 0, \dots, 0)'$ ; Case B:  $\alpha = (0.5, 0.3, 0.15, 0.1, 0.05, 0.5, 0.5, 0, \dots, 0)'$  and  $\beta = (0.5, 0.3, 0.2, 0.15, 0.05, 0, 0, 0.5, 0.5, 0, \dots, 0)'$ . The significance level of multiple testing is

$\delta = 0.01$ .

parameters are becoming larger as the increase of mediator’s dimension. Particularly, the AJS is the best among these four testing methods for mediation effects in the simulations.

Table 5: The FWER and power of multiple testing with linear mediation model ( $\delta = 0.05$ )<sup>‡</sup>.

Case A	Dimension	FWER				Power			
		Sobel	ASobel	JS	AJS	Sobel	ASobel	JS	AJS
$n = 1000$	$d = 10$	0.0028	0.0044	0.0195	0.0223	0.3484	0.3533	0.4739	0.4805
	$d = 50$	0	0.0117	0.0036	0.0242	0.2187	0.2256	0.3776	0.3867
	$d = 100$	0	0.0134	0.0021	0.0253	0.1588	0.1662	0.3349	0.3455
$n = 1500$	$d = 10$	0.0051	0.0067	0.0209	0.0230	0.4637	0.4655	0.5922	0.5945
	$d = 50$	0.0001	0.0098	0.0042	0.0228	0.3805	0.3838	0.5026	0.5068
	$d = 100$	0	0.0118	0.0014	0.0227	0.3433	0.3478	0.4666	0.4725

Case B	Dimension	FWER				Power			
		Sobel	ASobel	JS	AJS	Sobel	ASobel	JS	AJS
$n = 1000$	$d = 10$	0.0171	0.0175	0.0199	0.0214	0.6415	0.6441	0.7183	0.7225
	$d = 50$	0.0036	0.0143	0.0041	0.0236	0.5513	0.5532	0.6589	0.6618
	$d = 100$	0.0014	0.0134	0.0024	0.0232	0.5137	0.5160	0.6327	0.6358
$n = 1500$	$d = 10$	0.0187	0.0202	0.0209	0.0229	0.7358	0.7389	0.7761	0.7812
	$d = 50$	0.0033	0.0130	0.0043	0.0228	0.6615	0.6645	0.7405	0.7447
	$d = 100$	0.0013	0.0131	0.0014	0.0226	0.6316	0.6340	0.7221	0.7259

‡ “FWER” denotes the family-wise error rate; “Sobel” denotes the Sobel’s test method; “ASobel” denotes the proposed adaptive Sobel test method; “JS” denotes the joint significance test method; “AJS” denotes the proposed adaptive joint significance test method.

Case A:  $\alpha = (0.15, 0.1, 0.15, 0.05, 0.1, 0.15, 0.15, 0, \dots, 0)'$  and  $\beta = (0.2, 0.1, 0.15, 0.1, 0.05, 0, 0, 0.15, 0.15, 0, \dots, 0)'$ ; Case B:  $\alpha = (0.5, 0.3, 0.15, 0.1, 0.05, 0.5, 0.5, 0, \dots, 0)'$  and  $\beta = (0.5, 0.3, 0.2, 0.15, 0.05, 0, 0, 0.5, 0.5, 0, \dots, 0)'$ . The significance level of multiple testing is  $\delta = 0.01$ .

## 6 Real Data Examples

In this section, we apply our proposed ASobel and AJS methods for testing the mediation effects towards three datasets about continuous, binary and time-to-event outcomes. The



Table 6: The FWER and power of multiple testing with logistic mediation model ( $\delta = 0.01$ )<sup>‡</sup>.

Case A	Dimension	FWER				Power			
		Sobel	ASobel	JS	AJS	Sobel	ASobel	JS	AJS
$n = 1000$	$d = 10$	0.0010	0.0036	0.0028	0.0066	0.0426	0.0453	0.1593	0.1630
	$d = 50$	0.0002	0.0039	0.0006	0.0077	0.0109	0.0152	0.0807	0.0858
	$d = 100$	0	0.0052	0.0003	0.0082	0.0061	0.0113	0.0631	0.0689
$n = 1500$	$d = 10$	0.0016	0.0030	0.0043	0.0061	0.1521	0.1528	0.3301	0.3308
	$d = 50$	0.0005	0.0038	0.0010	0.0061	0.0643	0.0657	0.2074	0.2089
	$d = 100$	0.0002	0.0059	0.0005	0.0090	0.0434	0.0448	0.1687	0.1704

Case B	Dimension	FWER				Power			
		Sobel	ASobel	JS	AJS	Sobel	ASobel	JS	AJS
$n = 1000$	$d = 10$	0.0015	0.0023	0.0043	0.0054	0.3007	0.3036	0.3649	0.3687
	$d = 50$	0.0002	0.0039	0.0004	0.0058	0.2377	0.2413	0.2874	0.2919
	$d = 100$	0	0.0042	0.0003	0.0064	0.2175	0.2217	0.2666	0.2717
$n = 1500$	$d = 10$	0.0015	0.0019	0.0033	0.0038	0.4249	0.4256	0.5181	0.5191
	$d = 50$	0.0004	0.0037	0.0005	0.0060	0.3427	0.3445	0.4167	0.4189
	$d = 100$	0.0002	0.0032	0.0004	0.0071	0.3138	0.3160	0.3826	0.3852

<sup>‡</sup> “FWER” denotes the family-wise error rate; “Sobel” denotes the Sobel’s test method; “ASobel” denotes the proposed adaptive Sobel test method; “JS” denotes the joint significance test method; “AJS” denotes the proposed adaptive joint significance test method.

Case A:  $\alpha = (0.15, 0.2, 0.15, 0.25, 0.1, 0.3, 0.3, 0, \dots, 0)'$  and  $\beta = (0.2, 0.25, 0.15, 0.1, 0.25, 0, 0, 0.3, 0.3, 0, \dots, 0)'$ ; Case B:  $\alpha = (0.5, 0.3, 0.15, 0.1, 0.25, 0.5, 0.5, 0, \dots, 0)'$  and  $\beta = (0.5, 0.3, 0.1, 0.25, 0.25, 0, 0, 0.5, 0.5, 0, \dots, 0)'$ . The significance level of multiple testing is

$\delta = 0.01$ .

Table 7: The FWER and power of multiple testing with logistic mediation model ( $\delta = 0.05$ )<sup>‡</sup>.

Case A	Dimension	FWER				Power			
		Sobel	ASobel	JS	AJS	Sobel	ASobel	JS	AJS
$n = 1000$	$d = 10$	0.0060	0.0104	0.0179	0.0250	0.1416	0.1428	0.2977	0.2994
	$d = 50$	0.0006	0.0148	0.0036	0.0293	0.0439	0.0468	0.1601	0.1640
	$d = 100$	0.0009	0.0188	0.0027	0.0352	0.0274	0.0312	0.1271	0.1320
$n = 1500$	$d = 10$	0.0074	0.0094	0.0161	0.0189	0.3277	0.3279	0.4844	0.4846
	$d = 50$	0.0012	0.0150	0.0049	0.0274	0.1533	0.1539	0.3298	0.3306
	$d = 100$	0.0008	0.0166	0.0023	0.0306	0.1084	0.1093	0.2739	0.2750

Case B	Dimension	FWER				Power			
		Sobel	ASobel	JS	AJS	Sobel	ASobel	JS	AJS
$n = 1000$	$d = 10$	0.0096	0.0109	0.0196	0.0217	0.4025	0.4040	0.4841	0.4864
	$d = 50$	0.0025	0.0142	0.0053	0.0273	0.3057	0.3084	0.3704	0.3742
	$d = 100$	0.0018	0.0198	0.0037	0.0365	0.2737	0.2774	0.3332	0.3378
$n = 1500$	$d = 10$	0.0113	0.0122	0.0198	0.0220	0.5457	0.5460	0.6403	0.6408
	$d = 50$	0.0024	0.0151	0.0044	0.0290	0.4268	0.4276	0.5212	0.5222
	$d = 100$	0.0011	0.0156	0.0024	0.0312	0.3875	0.3888	0.4729	0.4745

<sup>‡</sup> “FWER” denotes the family-wise error rate; “Sobel” denotes the Sobel’s test method; “ASobel” denotes the proposed adaptive Sobel test method; “JS” denotes the joint significance test method; “AJS” denotes the proposed adaptive joint significance test method.

Case A:  $\alpha = (0.15, 0.2, 0.15, 0.25, 0.1, 0.3, 0.3, 0, \dots, 0)'$  and  $\beta = (0.2, 0.25, 0.15, 0.1, 0.25, 0, 0, 0.3, 0.3, 0, \dots, 0)'$ ; Case B:  $\alpha = (0.5, 0.3, 0.15, 0.1, 0.25, 0.5, 0.5, 0, \dots, 0)'$  and  $\beta = (0.5, 0.3, 0.1, 0.25, 0.25, 0, 0, 0.5, 0.5, 0, \dots, 0)'$ . The significance level of multiple testing is

$\delta = 0.05$ .

Table 8: The FWER and power of multiple testing with Cox mediation model ( $\delta = 0.01$ )<sup>‡</sup>.

Case A	Dimension	FWER				Power			
		Sobel	ASobel	JS	AJS	Sobel	ASobel	JS	AJS
$n = 1000$	$d = 10$	0	0.0063	0.0006	0.0126	0.0794	0.0874	0.1756	0.1865
	$d = 50$	0	0.0051	0.0002	0.0095	0.0335	0.0430	0.1089	0.1216
	$d = 100$	0	0.0067	0	0.0126	0.0227	0.0324	0.0939	0.1058
$n = 1500$	$d = 10$	0	0.0085	0.0013	0.0141	0.1705	0.1737	0.3123	0.3167
	$d = 50$	0	0.0084	0.0001	0.0115	0.1167	0.1226	0.2187	0.2258
	$d = 100$	0	0.0085	0.0001	0.0112	0.0931	0.0991	0.1846	0.1920

Case B	Dimension	FWER				Power			
		Sobel	ASobel	JS	AJS	Sobel	ASobel	JS	AJS
$n = 1000$	$d = 10$	0	0.0081	0.0026	0.0145	0.3939	0.3980	0.4886	0.4946
	$d = 50$	0	0.0071	0.0002	0.0109	0.3518	0.3576	0.4199	0.4268
	$d = 100$	0	0.0079	0.0002	0.0144	0.3258	0.3309	0.3942	0.4008
$n = 1500$	$d = 10$	0	0.0047	0.0039	0.0104	0.4706	0.4737	0.6101	0.6143
	$d = 50$	0	0.0061	0.0003	0.0111	0.4133	0.4172	0.5358	0.5404
	$d = 100$	0	0.0088	0.0002	0.0113	0.4013	0.4046	0.5052	0.5094

‡ “FWER” denotes the family-wise error rate; “Sobel” denotes the Sobel’s test method; “ASobel” denotes the proposed adaptive Sobel test method; “JS” denotes the joint significance test method; “AJS” denotes the proposed adaptive joint significance test method.

Case A:  $\alpha = (0.1, 0.05, 0.1, 0.2, 0.1, 0.05, 0.05, 0, \dots, 0)'$  and  $\beta = (0.1, 0.15, 0.1, 0.15, 0.05, 0, 0, 0.1, 0.1, 0, \dots, 0)'$ ; Case B:  $\alpha = (0.2, 0.3, 0.15, 0.1, 0.05, 0.1, 0.1, 0, \dots, 0)'$  and  $\beta = (0.3, 0.2, 0.1, 0.15, 0.1, 0, 0, 0.1, 0.1, 0, \dots, 0)'$ . The significance level of multiple testing is

$\delta = 0.01$ ; The censoring rate is about 30%.

Table 9: The FWER and power of multiple testing with Cox mediation model ( $\delta = 0.05$ )<sup>‡</sup>.

Case A	Dimension	FWER				Power			
		Sobel	ASobel	JS	AJS	Sobel	ASobel	JS	AJS
$n = 1000$	$d = 10$	0	0.0166	0.0062	0.0337	0.1542	0.1592	0.2819	0.2896
	$d = 50$	0	0.0215	0.0008	0.0358	0.0800	0.0882	0.1728	0.1838
	$d = 100$	0	0.0229	0.0006	0.0409	0.0568	0.0655	0.1399	0.1515
$n = 1500$	$d = 10$	0.0001	0.0137	0.0105	0.0339	0.2636	0.2650	0.4464	0.4486
	$d = 50$	0	0.0180	0.0009	0.0342	0.1723	0.1758	0.3133	0.3181
	$d = 100$	0	0.0234	0.0003	0.0404	0.1426	0.1467	0.2660	0.2713

Case B	Dimension	FWER				Power			
		Sobel	ASobel	JS	AJS	Sobel	ASobel	JS	AJS
$n = 1000$	$d = 10$	0.0005	0.0125	0.0112	0.0318	0.4567	0.4600	0.5817	0.5865
	$d = 50$	0	0.0193	0.0018	0.0347	0.3922	0.3958	0.4858	0.4911
	$d = 100$	0	0.0248	0.0014	0.0389	0.3719	0.3764	0.4522	0.4585
$n = 1500$	$d = 10$	0.0016	0.0099	0.0172	0.0298	0.5840	0.5862	0.7007	0.7038
	$d = 50$	0	0.0159	0.0025	0.0299	0.4705	0.4737	0.6126	0.6171
	$d = 100$	0	0.0211	0.0015	0.0395	0.4390	0.4424	0.5749	0.5795

‡ “FWER” denotes the family-wise error rate; “Sobel” denotes the Sobel’s test method; “ASobel” denotes the proposed adaptive Sobel test method; “JS” denotes the joint significance test method; “AJS” denotes the proposed adaptive joint significance test method.

Case A:  $\alpha = (0.1, 0.05, 0.1, 0.2, 0.1, 0.05, 0.05, 0, \dots, 0)'$  and  $\beta = (0.1, 0.15, 0.1, 0.15, 0.05, 0, 0, 0.1, 0.1, 0, \dots, 0)'$ ; Case B:  $\alpha = (0.2, 0.3, 0.15, 0.1, 0.05, 0.1, 0.1, 0, \dots, 0)'$  and  $\beta = (0.3, 0.2, 0.1, 0.15, 0.1, 0, 0, 0.1, 0.1, 0, \dots, 0)'$ . The significance level of multiple testing is

$\delta = 0.05$ ; The censoring rate is about 30%.

details about the datasets and mediation analysing procedures are presented as follows:

**Dataset I:** (*continuous outcomes*). Recently, some literatures have revealed that DNA methylation plays an important role in the human stress reactivity. Particularly, Houtepen *et al.* (2016) has studied the effects of DNA methylation between childhood trauma and cortisol stress reactivity for 85 individuals, where the data can be freely downloaded at <https://www.ebi.ac.uk/arrayexpress/experiments/E-GEOD-77445>. Here we are interested in the mediation effects of DNA methylation markers (CpGs) along the pathways from childhood trauma to cortisol stress reactivity. To be specific, the exposure ( $X$ ) is the score on a childhood trauma questionnaire, and the outcome ( $Y$ ) is the increased area under the curve in cortisol after a stress test. Based on the Tables 1 and 2 of Guo *et al.* (2022), we focus on the following eleven DNA methylation markers as potential mediators:  $M_1$  (cg27512205),  $M_2$  (cg05608730),  $M_3$  (cg26179948),  $M_4$  (cg02309301),  $M_5$  (cg12500973),  $M_6$  (cg16657538),  $M_7$  (cg25626453),  $M_8$  (cg13136721),  $M_9$  (cg19230917),  $M_{10}$  (cg06422529) and  $M_{11}$  (cg03199124). In addition, we use age ( $Z_1$ ) and sex ( $Z_2$ ) as two confounding variables (covariates) in the linear mediation models. For analysis, the outcome  $Y$  is centered with mean zero, the exposure  $X$ , mediators and age are separately scaled with mean zero and unit variance. For analysis, we use the linear mediation models to fit this dataset:

$$Y = \gamma X + \beta' \mathbf{M} + \boldsymbol{\theta}' \mathbf{Z} + \epsilon,$$

$$M_k = \alpha_k X + \boldsymbol{\eta}'_k \mathbf{Z} + e_k, \quad k = 1, \dots, 11,$$

where  $\mathbf{M} = (M_1, \dots, M_{11})'$  is the vector of mediators,  $\mathbf{Z} = (Z_1, Z_2)'$  is the vector of covariates,  $\epsilon$  and  $e_k$ 's are random error terms. From Vanderweele and Vansteelandt (2009), the term  $\alpha_k \beta_k$  is the causal mediation effect of the  $k$ th mediator. We are interested in the multiple testing  $H_{0k} : \alpha_k \beta_k = 0, k = 1, \dots, 11$ . In Table 10, we report the values of  $P_{Sobel}$ ,  $P_{ASobel}$ ,  $P_{JS}$  and  $P_{AJS}$  under  $\delta = 0.01$ , together with parameter estimates and their standard errors. It can be seen from the results that  $P_{ASobel} \leq P_{Sobel}$  and  $P_{AJS} \leq P_{JS}$  for all mediators. Therefore, the proposed ASobel and AJS are more efficient than Sobel and JS, respectively. These findings again support the theoretical results in Sections 3 and 4.

**Dataset II:** (*binary outcomes*). The Louisiana State University Health Sciences Center has explored the relationship between children weight and behavior through a survey of

children, teachers and parents in Grenada in 2014. The dataset is publicly available in the R package `mma`. To perform mediation analysis as that of Yu and Li (2017), we set the gender as exposure  $X$  (Male =0; Female = 1), and the outcome  $Y$  is a binary indicator of overweight (Yes =1; No =0). We consider three mediators:  $M_1$  (join in a sport team or not),  $M_2$  (number of hours of exercises per week) and  $M_3$  ( number of hours of sweating activities per week). Furthermore, there are three covariates  $Z_1$  (age),  $Z_2$  (number of people in family) and  $Z_3$  (the number of cars in family). After removing those individuals with missing data, we totally have 646 samples when conducting mediation analysis in the context of logistic mediation models. We consider the logistic mediation model to fit this dataset:

$$\begin{aligned}\mathbb{P}(Y = 1|X, \mathbf{M}, \mathbf{Z}) &= \frac{\exp(\gamma X + \boldsymbol{\beta}'\mathbf{M} + \boldsymbol{\theta}'\mathbf{Z})}{1 + \exp(\gamma X + \boldsymbol{\beta}'\mathbf{M} + \boldsymbol{\theta}'\mathbf{Z})}, \\ M_k &= \alpha_k X + \boldsymbol{\eta}'_k \mathbf{Z} + e_k, \quad k = 1, 2, 3,\end{aligned}$$

where  $Y \in \{0, 1\}$  is the binary outcome,  $\mathbf{M} = (M_1, M_2, M_3)'$  is the vector of mediators,  $\mathbf{Z} = (Z_1, Z_2, Z_3)'$  is the vector of covariates. By VanderWeele and Vansteelandt (2010), the product term  $\alpha_k \beta_k$  can be interpreted as the causal mediating effect of  $M_k$  along the pathway  $X \rightarrow M_k \rightarrow Y$ . Here we consider the multiple testing problem  $H_{0k} : \alpha_k \beta_k = 0, k = 1, 2, 3$ . The details of  $P_{Sobel}$ ,  $P_{ASobel}$ ,  $P_{JS}$  and  $P_{AJS}$  under  $\delta = 0.01$  are presented in Table 10. The estimators  $\hat{\alpha}_k$ 's and  $\hat{\beta}_k$ 's along with their standard errors are also given in 10. It seems that the  $M_1$  has a significant mediating role between exposure and outcome. Particularly,  $P_{ASobel} \leq P_{Sobel}$  and  $P_{AJS} \leq P_{JS}$  demonstrate that the proposed ASobel and AJS methods work well in practical application.

**Dataset III:** (*time-to-event outcomes*). We apply our proposed method to a dataset from The Cancer Genome Atlas (TCGA) lung cancer cohort study, where the data are freely available at <https://xenabrowser.net/datapages/>. There are 593 patients with non-missing clinical and epigenetic information. From Luo *et al.* (2020) and Zhang *et al.* (2021b), we focus on seven DNA methylation markers with potential mediation effects:  $M_1$  (cg02178957),  $M_2$  (cg08108679),  $M_3$  (cg21926276),  $M_4$  (cg26387355),  $M_5$  (cg24200525),  $M_6$  (cg07690349) and  $M_7$  (cg26478297). The exposure  $X$  is the number of packs smoked per years, and the survival time is the outcome variable. Two hundred forty three patients died during the follow-up, and the censoring rate is 59%. We are interested in testing the mediation effects

of DNA methylation markers along the pathways from smoking to survival of lung cancer patients. Four covariates are included:  $Z_1$  (age at initial diagnosis),  $Z_2$  (gender; male = 1, female=0),  $Z_3$  (tumor stage; Stage I = 1, Stage II = 2, Stage III = 3, Stage IV = 4), and  $Z_4$  (radiotherapy; yes = 1, no = 0). We use the following Cox mediation model to fit this dataset:

$$\begin{aligned}\lambda(t|X, \mathbf{M}, \mathbf{Z}) &= \lambda_0(t)\exp(\gamma X + \boldsymbol{\beta}'\mathbf{M} + \boldsymbol{\theta}'\mathbf{Z}) \\ M_k &= \alpha_k X + \boldsymbol{\eta}'_k \mathbf{Z} + e_k, \quad k = 1, \dots, 7,\end{aligned}$$

where  $\lambda_0(t)$  is the baseline hazard function,  $\mathbf{M} = (M_1, \dots, M_7)'$  is the vector of mediators,  $\mathbf{Z} = (Z_1, Z_2, Z_3, Z_4)'$  is the vector of covariates,  $e_k$ 's are random error terms. Based on Huang and Yang (2017), the term  $\alpha_k \beta_k$  is the causal mediation effect of the  $k$ th mediator. We consider the multiple testing  $H_{0k} : \alpha_k \beta_k = 0, k = 1, \dots, 7$ . Table 10 presents the statistics  $P_{Sobel}$ ,  $P_{ASobel}$ ,  $P_{JS}$  and  $P_{AJS}$  under  $\delta = 0.01$ , along with parameter estimates and their standard errors. In view of the fact that  $P_{ASobel} \leq P_{Sobel}$  and  $P_{AJS} \leq P_{JS}$ , the proposed ASobel and AJS methods are desirable when performing mediation analysis in practical applications.

## 7 Concluding Remarks

In this paper, we have proposed two data-adaptive mediation effects test procedures: ASobel and AJS test methods. The explicit expressions of size and power were derived. We have extended the ASobel and AJS for performing multiple testing with FWER control. Some simulations and real data examples were used to illustrate the usefulness of our method. There exist three possible directions for applying the proposed ASobel and AJS test methods in the future research. (i) *High-Dimensional Mediation Analysis*. In some applications, high-dimensional mediation models have began drawing more and more attentions, such as Zhang *et al.* (2016; 2021b), Luo *et al.* (2020), Perera *et al.* (2022) and Tian *et al.* (2022), etc. It is interesting to develop some high-dimensional mediation analysis procedures based on the ASobel and AJS test methods. (ii) *Microbiome Mediation Analysis*. Recently, increasing studies have studied the biological mechanisms whether the microbiome play a mediating

Table 10: The p-values and parameter estimates in the real data examples<sup>‡</sup>.

Datasets	Mediators	$P_{Sobel}$	$P_{ASobel}$	$P_{JS}$	$P_{AJS}$	$\hat{\alpha}_k$	$\hat{\sigma}_{\alpha_k}$	$\hat{\beta}_k$	$\hat{\sigma}_{\beta_k}$
I	$M_1$	0.3389	0.0558	0.2669	0.0712	0.2180	0.1158	-33.95	30.58
	$M_2$	0.1037	0.0011	0.0238	0.0006	0.2587	0.1144	-66.14	28.23
	$M_3$	0.0668	0.0668	0.0275	0.0275	0.2546	0.1155	-92.23	27.97
	$M_4$	0.0477	0.0477	0.0138	0.0138	-0.3528	0.1060	73.54	29.85
	$M_5$	0.6127	0.3113	0.6084	0.3701	-0.3667	0.1113	14.29	27.91
	$M_6$	0.1147	0.1147	0.0733	0.0733	0.3652	0.1098	50.79	28.36
	$M_7$	0.0207	0.0207	0.0053	0.0053	-0.3171	0.1138	113.89	27.43
	$M_8$	0.1204	0.1204	0.0892	0.0892	0.1968	0.1158	100.65	26.32
	$M_9$	0.1009	0.0010	0.0392	0.0015	-0.2374	0.1151	78.52	29.02
	$M_{10}$	0.0629	0.0629	0.0332	0.0332	-0.2449	0.1150	103.95	27.22
	$M_{11}$	0.0571	0.0571	0.0178	0.0178	-0.2705	0.1142	90.94	28.48
II	$M_1$	0.0183	0.0183	0.0036	0.0036	-0.1130	0.0388	-1.2278	0.3049
	$M_2$	0.3439	0.0583	0.2336	0.0545	-1.3728	0.8806	0.0116	0.0097
	$M_3$	0.4021	0.0938	0.3616	0.1308	0.1169	0.0551	0.1927	0.2112
III	$M_1$	0.1204	0.0019	0.0282	0.0008	-0.0130	0.0059	1.2816	0.5841
	$M_2$	0.0253	0.0253	0.0054	0.0054	-0.0092	0.0024	-2.8537	1.0262
	$M_3$	0.1009	0.1009	0.0803	0.0803	-0.0094	0.0054	-3.4795	0.7357
	$M_4$	0.1007	0.0010	0.0269	0.0007	-0.0125	0.0051	-1.4994	0.6776
	$M_5$	0.1578	0.1578	0.1301	0.1301	-0.0033	0.0022	6.2711	1.5944
	$M_6$	0.0517	0.0517	0.0225	0.0225	-0.0162	0.0071	1.9535	0.5246
	$M_7$	0.0899	0.0899	0.0573	0.0573	-0.0256	0.0068	-0.8417	0.4426

<sup>‡</sup> The significance level is  $\delta = 0.01$ .



role between an exposure and a clinical outcome (Sohn and Li, 2019; Wang *et al.*, 2020; Zhang *et al.*, 2021a; Sohn *et al.*, 2022; Yue and Hu, 2022). For improving the powers of mediation effect testing, it is desirable to use the ASobel and AJS test methods when performing microbiome mediation analysis. (iii) *Multiple-Mediator Testing with FDR control*. We have studied the theoretical and numerical performances of ASobel and AJS test methods for multiple testing with FWER control. Following Sampson *et al.* (2018), it is useful to investigate the ASobel and AJS tests for multiple mediators with FDR control in some applications.

## Appendix

In this appendix, we provide the proof details of Theorems 1-4.

**Proof of Theorem 1.** First we deduce the size of our proposed ASobel test method under  $H_{00}$ . It follows from the decision rule of ASobel test that

$$\begin{aligned}
Size(ASobel|H_{00}) &= \mathbb{P}(P_{ASobel} < \delta|H_{00}) \\
&= \mathbb{P}(P_{ASobel} < \delta, F(P_\alpha P_\beta) < 2\delta|H_{00}) + \mathbb{P}(P_{ASobel} < \delta, F(P_\alpha P_\beta) \geq 2\delta|H_{00}) \\
&= \mathbb{P}(F(P_\alpha P_\beta) < 2\delta|H_{00})\mathbb{P}(P_{ASobel} < \delta|F(P_\alpha P_\beta) < 2\delta, H_{00}) \\
&\quad + \mathbb{P}(F(P_\alpha P_\beta) \geq 2\delta|H_{00})\mathbb{P}(P_{ASobel} < \delta|F(P_\alpha P_\beta) \geq 2\delta, H_{00}).
\end{aligned} \tag{A.1}$$

Due to  $F(P_\alpha P_\beta)$  follows from  $U(0, 1)$  under  $H_{00}$ , then  $\mathbb{P}(F(P_\alpha P_\beta) < 2\delta|H_{00}) = 2\delta$  and  $\mathbb{P}(F(P_\alpha P_\beta) \geq 2\delta|H_{00}) = 1 - 2\delta$ . From the definition of  $P_{ASobel}$  given in (2.6), it is straightforward to derive the following expressions:

$$\begin{aligned}
\mathbb{P}(P_{ASobel} < \delta|F(P_\alpha P_\beta) < 2\delta, H_{00}) &= \mathbb{P}\left(2\{1 - \Phi_{N(0,1)}(|T_{Sobel}|)\} < \delta|H_{00}\right) \\
&= \mathbb{P}(|T_{Sobel}| > N_{1-\delta/2}(0, 1)|H_{00}) \\
&= 2\{1 - \Phi_{N(0,1/4)}(N_{1-\delta/2}(0, 1))\},
\end{aligned} \tag{A.2}$$

and

$$\mathbb{P}(P_{ASobel} < \delta|F(P_\alpha P_\beta) \geq 2\delta, H_{00}) = \mathbb{P}\left(2\{1 - \Phi_{N(0,1/4)}(|T_{Sobel}|)\} < \delta|H_{00}\right)$$

$$\begin{aligned}
&= \mathbb{P}(|T_{Sobel}| > N_{1-\delta/2}(0, 1/4)|H_{00}) \\
&= \delta,
\end{aligned} \tag{A.3}$$

where  $\Phi_{N(0,1/4)}(\cdot)$  is the cumulative distribution function of  $N(0, 1/4)$ , and  $N_{1-\delta/2}(0, 1/4)$  denotes the  $(1 - \delta/2)$ -quantile of  $N(0, 1/4)$ . From (A.1), (A.2) and (A.3), we can derive that

$$Size(ASobel|H_{00}) = \delta(1 - 2\delta) + 4\delta \{1 - \Phi_{N(0,1/4)}(N_{1-\delta/2}(0, 1))\}.$$

Next, we derive the size of ASobel test given in (2.8) and (2.9), respectively. Under  $H_{10}$ , we have

$$\begin{aligned}
Size(ASobel|H_{10}) &= \mathbb{P}(P_{ASobel} < \delta|H_{10}) \\
&= \mathbb{P}(P_{ASobel} < \delta, F(P_\alpha P_\beta) < 2\delta|H_{10}) + \mathbb{P}(P_{ASobel} < \delta, F(P_\alpha P_\beta) \geq 2\delta|H_{10}) \\
&= \mathbb{P}(F(P_\alpha P_\beta) < 2\delta|H_{10})\mathbb{P}(P_{ASobel} < \delta|F(P_\alpha P_\beta) < 2\delta, H_{10}) \\
&\quad + \mathbb{P}(F(P_\alpha P_\beta) \geq 2\delta|H_{10})\mathbb{P}(P_{ASobel} < \delta|F(P_\alpha P_\beta) \geq 2\delta, H_{10}).
\end{aligned} \tag{A.4}$$

Based on (2.6), some calculations lead to that

$$\begin{aligned}
\mathbb{P}(P_{ASobel} < \delta|F(P_\alpha P_\beta) < 2\delta, H_{10}) &= \mathbb{P}\left(2\{1 - \Phi_{N(0,1)}(|T_{Sobel}|)\} < \delta|H_{10}\right) \\
&= \mathbb{P}(|T_{Sobel}| > N_{1-\delta/2}(0, 1)|H_{10}) \\
&= \delta,
\end{aligned} \tag{A.5}$$

and

$$\begin{aligned}
\mathbb{P}(P_{ASobel} < \delta|F(P_\alpha P_\beta) \geq 2\delta, H_{10}) &= \mathbb{P}\left(2\{1 - \Phi_{N(0,1/4)}(|T_{Sobel}|)\} < \delta|H_{10}\right) \\
&= \mathbb{P}(|T_{Sobel}| > N_{1-\delta/2}(0, 1/4)|H_{10}) \\
&= 2\{1 - \Phi_{N(0,1)}(N_{1-\delta/2}(0, 1/4))\},
\end{aligned} \tag{A.6}$$

where  $\Phi_{N(0,1)}(\cdot)$  denotes the cumulative distribution function of  $N(0, 1)$ , and  $N_{1-\delta/2}(0, 1)$  is the  $(1 - \delta/2)$ -quantile of  $N(0, 1)$ . In view of (A.4), (A.5) and (A.6), we can rewrite the expression of  $Size(ASobel|H_{10})$  as

$$\begin{aligned}
Size(ASobel|H_{10}) &= \delta\mathbb{P}(F(P_\alpha P_\beta) < 2\delta|H_{10}) + 2\mathbb{P}(F(P_\alpha P_\beta) \geq 2\delta|H_{10})\{1 - \Phi_{N(0,1)}(N_{1-\delta/2}(0, 1/4))\} \\
&= \delta + \Delta_{ASobel|H_{10}},
\end{aligned}$$

where  $\Delta_{ASobel|H_{10}} = \mathbb{P}(F(P_\alpha P_\beta) \geq 2\delta|H_{10}) [2\{1 - \Phi_{N(0,1)}(N_{1-\delta/2}(0, 1/4))\} - \delta]$ . Similarly, it can be deduced that

$$\begin{aligned} Size(ASobel|H_{01}) &= \delta\mathbb{P}(F(P_\alpha P_\beta) < 2\delta|H_{01}) + 2\mathbb{P}(F(P_\alpha P_\beta) \geq 2\delta|H_{01})\{1 - \Phi_{N(0,1)}(N_{1-\delta/2}(0, 1/4))\} \\ &= \delta + \Delta_{ASobel|H_{01}}, \end{aligned}$$

where  $\Delta_{ASobel|H_{01}} = \mathbb{P}(F(P_\alpha P_\beta) \geq 2\delta|H_{01}) [2\{1 - \Phi_{N(0,1)}(N_{1-\delta/2}(0, 1/4))\} - \delta]$ .

Lastly, we focus on deducing the power of ASobel test given in (2.10). Under  $H_A$ , we can derive that

$$\begin{aligned} Power(ASobel) &= \mathbb{P}(P_{ASobel} < \delta|H_A) \tag{A.7} \\ &= \mathbb{P}(P_{ASobel} < \delta, F(P_\alpha P_\beta) < 2\delta|H_A) + \mathbb{P}(P_{ASobel} < \delta, F(P_\alpha P_\beta) \geq 2\delta|H_A) \\ &= \mathbb{P}(F(P_\alpha P_\beta) < 2\delta|H_A)\mathbb{P}(P_{ASobel} < \delta|F(P_\alpha P_\beta) < 2\delta, H_A) \\ &\quad + \mathbb{P}(F(P_\alpha P_\beta) \geq 2\delta|H_A)\mathbb{P}(P_{ASobel} < \delta|F(P_\alpha P_\beta) \geq 2\delta, H_A). \end{aligned}$$

For convenience, we rewrite the Sobel statistic  $T_{Sobel}$  as

$$\begin{aligned} T_{Sobel} &= \frac{\hat{\alpha}\hat{\beta}}{\{\hat{\alpha}^2\hat{\sigma}_\beta^2 + \hat{\beta}^2\hat{\sigma}_\alpha^2\}^{1/2}} \\ &= \frac{T_\alpha T_\beta}{\{T_\alpha^2 + T_\beta^2\}^{1/2}}, \end{aligned}$$

where  $T_\alpha$  and  $T_\beta$  are defined in (2.3). Under  $H_A$ , we know  $T_\alpha$  follows from  $N(\mu_\alpha, 1)$  and  $T_\beta$  follows from  $N(\mu_\beta, 1)$ , where  $\mu_\alpha = E(T_\alpha)$  and  $\mu_\beta = E(T_\beta)$ . Due to (2.6), some direct calculations result in the following expressions:

$$\begin{aligned} \mathbb{P}(P_{ASobel} < \delta|F(P_\alpha P_\beta) < 2\delta, H_A) &= \mathbb{P}\left(2\{1 - \Phi_{N(0,1)}(|T_{Sobel}|)\} < \delta|H_A\right) \tag{A.8} \\ &= \mathbb{P}(|T_{Sobel}| > N_{1-\delta/2}(0, 1)|H_A) \\ &= \int \int_{\{\frac{1}{x^2} + \frac{1}{y^2} < c_1(\delta)\}} \frac{1}{2\pi} \exp\left\{-\frac{(x - \mu_\alpha)^2}{2} - \frac{(y - \mu_\beta)^2}{2}\right\} dx dy, \end{aligned}$$

and

$$\begin{aligned} \mathbb{P}(P_{ASobel} < \delta|F(P_\alpha P_\beta) \geq 2\delta, H_A) &= \mathbb{P}\left(2\{1 - \Phi_{N(0,1/4)}(|T_{Sobel}|)\} < \delta|H_A\right) \tag{A.9} \\ &= \mathbb{P}(|T_{Sobel}| > N_{1-\delta/2}(0, 1/4)|H_A) \\ &= \int \int_{\{\frac{1}{x^2} + \frac{1}{y^2} < c_2(\delta)\}} \frac{1}{2\pi} \exp\left\{-\frac{(x - \mu_\alpha)^2}{2} - \frac{(y - \mu_\beta)^2}{2}\right\} dx dy, \end{aligned}$$

where  $c_1(\delta) = \{N_{1-\delta/2}(0, 1)\}^{-2}$  and  $c_2(\delta) = \{N_{1-\delta/2}(0, 1/4)\}^{-2}$ . It follows from (A.7), (A.8) and (A.9) that the power of ASobel test has the expression given in (2.10). This ends the proof.

**Proof of Theorem 2.** Under  $H_{00}$ , the size of AJS test towards (2.1) is determined by

$$\begin{aligned}
Size(AJS|H_{00}) &= \mathbb{P}(P_{AJS} < \delta|H_{00}) && (A.10) \\
&= \mathbb{P}(P_{AJS} < \delta, F(P_\alpha P_\beta) < 2\delta|H_{00}) + \mathbb{P}(P_{AJS} < \delta, F(P_\alpha P_\beta) \geq 2\delta|H_{00}) \\
&= \mathbb{P}(F(P_\alpha P_\beta) < 2\delta|H_{00})\mathbb{P}(P_{AJS} < \delta|F(P_\alpha P_\beta) < 2\delta, H_{00}) \\
&\quad + \mathbb{P}(F(P_\alpha P_\beta) \geq 2\delta|H_{00})\mathbb{P}(P_{AJS} < \delta|F(P_\alpha P_\beta) \geq 2\delta, H_{00}).
\end{aligned}$$

It follows from the definition of  $P_{AJS}$  given in (3.3) that

$$\begin{aligned}
\mathbb{P}(P_{AJS} < \delta|F(P_\alpha P_\beta) < 2\delta, H_{00}) &= \mathbb{P}(P_{JS} < \delta|H_{00}) && (A.11) \\
&= \mathbb{P}(P_\alpha < \delta|H_{00})\mathbb{P}(P_\beta < \delta|H_{00}) \\
&= \delta^2.
\end{aligned}$$

Here the last equality is due to the fact that  $P_\alpha$  and  $P_\beta$  follow from  $U(0, 1)$  under  $H_{00}$ . From (3.2), the distribution of  $P_{JS}^2$  is  $U(0, 1)$  under  $H_{00}$ . Therefore, we get

$$\begin{aligned}
\mathbb{P}(P_{AJS} < \delta|F(P_\alpha P_\beta) \geq 2\delta, H_{00}) &= \mathbb{P}(P_{JS}^2 < \delta|H_{00}) && (A.12) \\
&= \delta.
\end{aligned}$$

Under  $H_{00}$ , we know  $\mathbb{P}(F(P_\alpha P_\beta) < 2\delta|H_{00}) = 2\delta$  and  $\mathbb{P}(F(P_\alpha P_\beta) \geq 2\delta|H_{00}) = 1 - 2\delta$ . It follows from (A.10), (A.11) and (A.12) that  $Size(AJS|H_{00}) = 2\delta^3 - 2\delta^2 + \delta$ .

Under  $H_{10}$ , the size of AJS test is denoted as

$$\begin{aligned}
Size(AJS|H_{10}) &= \mathbb{P}(P_{AJS} < \delta|H_{10}) && (A.13) \\
&= \mathbb{P}(P_{AJS} < \delta, F(P_\alpha P_\beta) < 2\delta|H_{10}) + \mathbb{P}(P_{AJS} < \delta, F(P_\alpha P_\beta) \geq 2\delta|H_{10}) \\
&= \mathbb{P}(F(P_\alpha P_\beta) < 2\delta|H_{10})\mathbb{P}(P_{AJS} < \delta|F(P_\alpha P_\beta) < 2\delta, H_{10}) \\
&\quad + \mathbb{P}(F(P_\alpha P_\beta) \geq 2\delta|H_{10})\mathbb{P}(P_{AJS} < \delta|F(P_\alpha P_\beta) \geq 2\delta, H_{10}).
\end{aligned}$$

It is directly to derive that

$$\mathbb{P}(P_{AJS} < \delta|F(P_\alpha P_\beta) < 2\delta, H_{10}) = \mathbb{P}(P_{JS} < \delta|H_{10}) \quad (A.14)$$

$$\begin{aligned}
&= \mathbb{P}(P_\beta < \delta | H_{10}) \\
&= \delta,
\end{aligned}$$

and

$$\begin{aligned}
\mathbb{P}(P_{AJS} < \delta | F(P_\alpha P_\beta) \geq 2\delta, H_{10}) &= \mathbb{P}(P_{JS}^2 < \delta | H_{10}) \\
&= \mathbb{P}(P_\beta < \sqrt{\delta} | H_{10}) \\
&= \sqrt{\delta}.
\end{aligned} \tag{A.15}$$

In view of (A.13), (A.14) and (A.15), we have

$$\begin{aligned}
Size(AJS|H_{10}) &= \delta \mathbb{P}(F(P_\alpha P_\beta) < 2\delta | H_{10}) + \sqrt{\delta} \mathbb{P}(F(P_\alpha P_\beta) \geq 2\delta | H_{10}) \\
&= \delta + \Delta_{AJS|H_{10}},
\end{aligned}$$

where  $\Delta_{AJS|H_{10}} = (\sqrt{\delta} - \delta) \mathbb{P}(F(P_\alpha P_\beta) \geq 2\delta | H_{10})$ . In a similar way, we obtain the size of AJS test under  $H_{01}$  is  $Size(AJS|H_{01}) = \delta + \Delta_{AJS|H_{01}}$ , where  $\Delta_{AJS|H_{01}} = (\sqrt{\delta} - \delta) \mathbb{P}(F(P_\alpha P_\beta) \geq 2\delta | H_{01})$ .

Finally, under  $H_A$  the power of AJS test is written as

$$\begin{aligned}
Power(AJS) &= \mathbb{P}(P_{AJS} < \delta | H_A) \\
&= \mathbb{P}(P_{AJS} < \delta, F(P_\alpha P_\beta) < 2\delta | H_A) + \mathbb{P}(P_{AJS} < \delta, F(P_\alpha P_\beta) \geq 2\delta | H_A) \\
&= \mathbb{P}(F(P_\alpha P_\beta) < 2\delta | H_A) \mathbb{P}(P_{AJS} < \delta | F(P_\alpha P_\beta) < 2\delta, H_A) \\
&\quad + \mathbb{P}(F(P_\alpha P_\beta) \geq 2\delta | H_A) \mathbb{P}(P_{AJS} < \delta | F(P_\alpha P_\beta) \geq 2\delta, H_A).
\end{aligned} \tag{A.16}$$

Under  $H_A$ , it is straightforward to deduce that

$$\begin{aligned}
\mathbb{P}(P_\alpha < \delta | H_A) &= \mathbb{P}(2\{1 - \Phi_{N(0,1)}(|T_\alpha|)\} < \delta | H_A) \\
&= \mathbb{P}(|T_\alpha| > N_{1-\alpha/2}(0, 1) | H_A) \\
&= \Phi_{N(0,1)}(\mu_\alpha - N_{1-\delta/2}(0, 1)) + \Phi_{N(0,1)}(-\mu_\alpha - N_{1-\delta/2}(0, 1)),
\end{aligned}$$

and

$$\mathbb{P}(P_\beta < \delta | H_A) = \Phi_{N(0,1)}(\mu_\beta - N_{1-\delta/2}(0, 1)) + \Phi_{N(0,1)}(-\mu_\beta - N_{1-\delta/2}(0, 1)).$$

Therefore,

$$\begin{aligned}
Power(AJS|F(P_\alpha P_\beta) < 2\delta) &\equiv \mathbb{P}(P_{AJS} < \delta | F(P_\alpha P_\beta) < 2\delta, H_A) & (A.17) \\
&= \mathbb{P}(P_\alpha < \delta | H_A) \mathbb{P}(P_\beta < \delta | H_A) \\
&= [\Phi_{N(0,1)}(\mu_\alpha - N_{1-\delta/2}(0,1)) + \Phi_{N(0,1)}(-\mu_\alpha - N_{1-\delta/2}(0,1))] \\
&\quad \times [\Phi_{N(0,1)}(\mu_\beta - N_{1-\delta/2}(0,1)) + \Phi_{N(0,1)}(-\mu_\beta - N_{1-\delta/2}(0,1))],
\end{aligned}$$

and

$$\begin{aligned}
Power(AJS|F(P_\alpha P_\beta) \geq 2\delta) &\equiv \mathbb{P}(P_{AJS} < \delta | F(P_\alpha P_\beta) \geq 2\delta, H_A) & (A.18) \\
&= \mathbb{P}(P_\alpha < \sqrt{\delta} | H_A) \mathbb{P}(P_\beta < \sqrt{\delta} | H_A) \\
&= [\Phi_{N(0,1)}(\mu_\alpha - N_{1-\sqrt{\delta}/2}(0,1)) + \Phi_{N(0,1)}(-\mu_\alpha - N_{1-\sqrt{\delta}/2}(0,1))] \\
&\quad \times [\Phi_{N(0,1)}(\mu_\beta - N_{1-\sqrt{\delta}/2}(0,1)) + \Phi_{N(0,1)}(-\mu_\beta - N_{1-\sqrt{\delta}/2}(0,1))].
\end{aligned}$$

It follows from (A.16), (A.17) and (A.18) that the power of AJS given in (3.6) holds. This completes the proof.

**Proof of Theorem 3.** For the multiple testing problem given in (4.1), we deduce the FWER of our proposed ASobel method under the significance level  $\delta$ . By the definition of FWER, we get

$$\begin{aligned}
FWER(ASobel) &= \mathbb{P}\left(\bigcup_{k=1}^d \{P_{ASobel}^{(k)} < \delta/d\} \mid H_0^{(k)}, k = 1, \dots, d\right) \\
&\leq \sum_{k=1}^d \mathbb{P}\left(P_{ASobel}^{(k)} < \delta/d \mid H_0^{(k)}\right) \\
&= \sum_{k \in \Omega_{00}} \mathbb{P}\left(P_{ASobel}^{(k)} < \delta/d \mid H_{00}^{(k)}\right) + \sum_{k \in \Omega_{10}} \mathbb{P}\left(P_{ASobel}^{(k)} < \delta/d \mid H_{10}^{(k)}\right) + \sum_{k \in \Omega_{01}} \mathbb{P}\left(P_{ASobel}^{(k)} < \delta/d \mid H_{01}^{(k)}\right),
\end{aligned}$$

where  $\Omega_{00} = \{k : H_{00}^{(k)}, k = 1, \dots, d\}$ ,  $\Omega_{10} = \{k : H_{10}^{(k)}, k = 1, \dots, d\}$  and  $\Omega_{01} = \{k : H_{01}^{(k)}, k = 1, \dots, d\}$ . In view of the fact that

$$\sum_{k \in \Omega_{00}} \mathbb{P}\left(P_{ASobel}^{(k)} < \delta/d \mid H_{00}^{(k)}\right) = R_1 + R_2, \quad (A.19)$$

where

$$R_1 = \sum_{k \in \Omega_{00}} \mathbb{P}\left(P_{ASobel}^{(k)} < \delta/d, F(P_{\alpha_k} P_{\beta_k}) < 2\delta/d \mid H_{00}^{(k)}\right),$$

$$R_2 = \sum_{k \in \Omega_{00}} \mathbb{P} \left( P_{ASobel}^{(k)} < \delta/d, F(P_{\alpha_k} P_{\beta_k}) \geq 2\delta/d \mid H_{00}^{(k)} \right).$$

The term  $R_1$  satisfies the following expression:

$$\begin{aligned} R_1 &= \sum_{k \in \Omega_{00}} \mathbb{P} \left( F(P_{\alpha_k} P_{\beta_k}) < 2\delta/d \mid H_{00}^{(k)} \right) \mathbb{P} \left( P_{ASobel}^{(k)} < \delta/d \mid F(P_{\alpha_k} P_{\beta_k}) < 2\delta/d, H_{00}^{(k)} \right) \\ &= \sum_{k \in \Omega_{00}} \mathbb{P} \left( F(P_{\alpha_k} P_{\beta_k}) < 2\delta/d \mid H_{00}^{(k)} \right) \mathbb{P} \left( 2\{1 - \Phi_{N(0,1)}(|T_{Sobel}^{(k)}|)\} < \delta/d \mid H_{00}^{(k)} \right) \\ &= \sum_{k \in \Omega_{00}} \mathbb{P} \left( F(P_{\alpha_k} P_{\beta_k}) < 2\delta/d \mid H_{00}^{(k)} \right) \mathbb{P} \left( |T_{Sobel}^{(k)}| > N_{1-\delta/(2d)}(0, 1) \mid H_{00}^{(k)} \right) \\ &= |\Omega_{00}| \frac{4\delta}{d} [1 - \Phi_{N(0,1/4)}(N_{1-\delta/(2d)}(0, 1))]. \end{aligned} \quad (\text{A.20})$$

In addition,

$$\begin{aligned} R_2 &= \sum_{k \in \Omega_{00}} \mathbb{P} \left( F(P_{\alpha_k} P_{\beta_k}) \geq 2\delta/d \mid H_{00}^{(k)} \right) \mathbb{P} \left( P_{ASobel}^{(k)} < \delta/d \mid F(P_{\alpha_k} P_{\beta_k}) \geq 2\delta/d, H_{00}^{(k)} \right) \\ &= \sum_{k \in \Omega_{00}} \mathbb{P} \left( F(P_{\alpha_k} P_{\beta_k}) \geq 2\delta/d \mid H_{00}^{(k)} \right) \mathbb{P} \left( |T_{Sobel}^{(k)}| > N_{1-\delta/(2d)}(0, 1/4) \mid H_{00}^{(k)} \right) \\ &= |\Omega_{00}| \frac{\delta}{d} \left( 1 - \frac{2\delta}{d} \right). \end{aligned} \quad (\text{A.21})$$

Hence, it follows from (A.19), (A.20) and (A.21) that

$$\begin{aligned} \sum_{k \in \Omega_{00}} \mathbb{P} \left( P_{ASobel}^{(k)} < \delta/d \mid H_{00}^{(k)} \right) &= |\Omega_{00}| \frac{4\delta}{d} [1 - \Phi_{N(0,1/4)}(N_{1-\delta/(2d)}(0, 1))] + |\Omega_{00}| \frac{\delta}{d} \left( 1 - \frac{2\delta}{d} \right) \\ &< |\Omega_{00}| \frac{\delta}{d}, \end{aligned} \quad (\text{A.22})$$

where the last inequality is due to  $2 [1 - \Phi_{N(0,1/4)}(N_{1-\delta/(2d)}(0, 1))] < \delta/d$ .

Next, we focus on the upper bound of  $\sum_{k=1}^d \mathbb{P} \left( P_{ASobel}^{(k)} < \delta/d \mid H_{10}^{(k)} \right)$  to control the FWER. To be specific,

$$\sum_{k \in \Omega_{10}} \mathbb{P} \left( P_{ASobel}^{(k)} < \delta/d \mid H_{10}^{(k)} \right) = R_3 + R_4, \quad (\text{A.23})$$

where

$$\begin{aligned} R_3 &= \sum_{k \in \Omega_{10}} \mathbb{P} \left( P_{ASobel}^{(k)} < \delta/d, F(P_{\alpha_k} P_{\beta_k}) < 2\delta/d \mid H_{10}^{(k)} \right), \\ R_4 &= \sum_{k \in \Omega_{10}} \mathbb{P} \left( P_{ASobel}^{(k)} < \delta/d, F(P_{\alpha_k} P_{\beta_k}) \geq 2\delta/d \mid H_{10}^{(k)} \right). \end{aligned}$$

Some direct deductions lead to that

$$\begin{aligned}
R_3 &= \sum_{k \in \Omega_{10}} \mathbb{P} \left( F(P_{\alpha_k} P_{\beta_k}) < 2\delta/d \mid H_{10}^{(k)} \right) \mathbb{P} \left( P_{ASobel}^{(k)} < \delta/d \mid F(P_{\alpha_k} P_{\beta_k}) < 2\delta/d, H_{10}^{(k)} \right) \\
&= \sum_{k \in \Omega_{10}} \mathbb{P} \left( F(P_{\alpha_k} P_{\beta_k}) < 2\delta/d \mid H_{10}^{(k)} \right) \mathbb{P} \left( 2\{1 - \Phi_{N(0,1)}(|T_{Sobel}^{(k)}|)\} < \delta/d \mid H_{10}^{(k)} \right) \\
&= \sum_{k \in \Omega_{10}} \mathbb{P} \left( F(P_{\alpha_k} P_{\beta_k}) < 2\delta/d \mid H_{10}^{(k)} \right) \mathbb{P} \left( |T_{Sobel}^{(k)}| > N_{1-\delta/(2d)}(0, 1) \mid H_{10}^{(k)} \right) \\
&= \frac{\delta}{d} \sum_{k \in \Omega_{10}} \mathbb{P} \left( F(P_{\alpha_k} P_{\beta_k}) < 2\delta/d \mid H_{10}^{(k)} \right), \tag{A.24}
\end{aligned}$$

and

$$\begin{aligned}
R_4 &= \sum_{k \in \Omega_{10}} \mathbb{P} \left( F(P_{\alpha_k} P_{\beta_k}) \geq 2\delta/d \mid H_{10}^{(k)} \right) \mathbb{P} \left( P_{ASobel}^{(k)} < \delta/d \mid F(P_{\alpha_k} P_{\beta_k}) \geq 2\delta/d, H_{10}^{(k)} \right) \\
&= \sum_{k \in \Omega_{10}} \mathbb{P} \left( F(P_{\alpha_k} P_{\beta_k}) \geq 2\delta/d \mid H_{10}^{(k)} \right) \mathbb{P} \left( |T_{Sobel}^{(k)}| > N_{1-\delta/(2d)}(0, 1/4) \mid H_{10}^{(k)} \right) \\
&= \sum_{k \in \Omega_{10}} 2\mathbb{P} \left( F(P_{\alpha_k} P_{\beta_k}) \geq 2\delta/d \mid H_{10}^{(k)} \right) [1 - \Phi_{N(0,1)}(N_{1-\delta/(2d)}(0, 1/4))]. \tag{A.25}
\end{aligned}$$

Based on (A.23), (A.24) and (A.25), we have

$$\begin{aligned}
&\sum_{k \in \Omega_{10}} \mathbb{P} \left( P_{ASobel}^{(k)} < \delta/d \mid H_{10}^{(k)} \right) = \frac{\delta}{d} \sum_{k \in \Omega_{10}} \mathbb{P} \left( F(P_{\alpha_k} P_{\beta_k}) < 2\delta/d \mid H_{10}^{(k)} \right) \\
&\quad + \sum_{k \in \Omega_{10}} 2\mathbb{P} \left( F(P_{\alpha_k} P_{\beta_k}) \geq 2\delta/d \mid H_{10}^{(k)} \right) [1 - \Phi_{N(0,1)}(N_{1-\delta/(2d)}(0, 1/4))] \\
&= |\Omega_{10}| \frac{\delta}{d} + \Delta_{ASobel}, \tag{A.26}
\end{aligned}$$

where

$$\Delta_{ASobel} = \sum_{k \in \Omega_{10}} \mathbb{P} \left( F(P_{\alpha} P_{\beta}) \geq 2\delta/d \mid H_{10}^{(k)} \right) \{2 [1 - \Phi_{N(0,1)}(N_{1-\delta/(2d)}(0, 1/4))] - \delta/d\}.$$

Under  $H_{10}^{(k)}$ , the statistic  $F(P_{\alpha} P_{\beta})$  converges to zero in probability. Hence, it is demonstrated that  $\mathbb{P}(F(P_{\alpha} P_{\beta}) \geq 2\delta/d \mid H_{10}^{(k)})$  is asymptotically negligible. This together with the tininess of term  $\{2 [1 - \Phi_{N(0,1)}(N_{1-\delta/(2d)}(0, 1/4))] - \delta/d\}$  can ensure that  $\Delta_{ASobel}$  is also asymptotically negligible. i.e.,  $\sum_{k \in \Omega_{10}} \mathbb{P}(P_{ASobel}^{(k)} < \delta/d \mid H_{10}^{(k)}) \approx |\Omega_{10}| \delta/d$ . In a similar procedure, it can be demonstrated that  $\sum_{k \in \Omega_{01}} \mathbb{P}(P_{ASobel}^{(k)} < \delta/d \mid H_{01}^{(k)}) \approx |\Omega_{01}| \delta/d$ . Therefore, the asymptotic bound of ASobel's FWER is

$$FWER(ASobel) \leq |\Omega_{00}| \frac{\delta}{d} + |\Omega_{10}| \frac{\delta}{d} + |\Omega_{01}| \frac{\delta}{d}$$



$$= \delta,$$

where the last equality is due to  $|\Omega_{00}| + |\Omega_{10}| + |\Omega_{01}| = d$ . This completes the proof.

**Proof of Theorem 4.** Under the significance level  $\delta$ , the FWER of AJS test for (4.1) is given by

$$\begin{aligned} FWER(AJS) &= \mathbb{P} \left( \bigcup_{k=1}^d \{P_{AJS}^{(k)} < \delta/d\} \mid H_0^{(k)}, k = 1, \dots, d \right) \\ &\leq \sum_{k=1}^d \mathbb{P} \left( P_{AJS}^{(k)} < \delta/d \mid H_0^{(k)} \right) \\ &= \sum_{k \in \Omega_{00}} \mathbb{P} \left( P_{AJS}^{(k)} < \delta/d \mid H_{00}^{(k)} \right) + \sum_{k \in \Omega_{10}} \mathbb{P} \left( P_{AJS}^{(k)} < \delta/d \mid H_{10}^{(k)} \right) + \sum_{k \in \Omega_{01}} \mathbb{P} \left( P_{AJS}^{(k)} < \delta/d \mid H_{01}^{(k)} \right). \end{aligned}$$

Using a similar procedure as (A.19), (A.20) and (A.21), together with the definition of  $P_{AJS}^{(k)}$  given in (4.8), we can derive that

$$\begin{aligned} \sum_{k \in \Omega_{00}} \mathbb{P} \left( P_{AJS}^{(k)} < \delta/d \mid H_{00}^{(k)} \right) &= |\Omega_{00}| \frac{2\delta}{d} \left( \frac{\delta}{d} \right)^2 + |\Omega_{00}| \left( 1 - \frac{2\delta}{d} \right) \frac{\delta}{d} \\ &< |\Omega_{00}| \frac{\delta}{d}. \end{aligned} \tag{A.27}$$

Following (A.23), it is straightforward to deduce the following formulations:

$$\begin{aligned} \sum_{k \in \Omega_{10}} \mathbb{P} \left( P_{AJS}^{(k)} < \delta/d \mid H_{10}^{(k)} \right) &= \frac{\delta}{d} \left\{ \sum_{k \in \Omega_{10}} \mathbb{P} \left( F(P_{\alpha_k} P_{\beta_k}) < 2\delta/d \mid H_{10}^{(k)} \right) \right\} \\ &\quad + \sqrt{\frac{\delta}{d}} \left\{ \sum_{k \in \Omega_{10}} \mathbb{P} \left( F(P_{\alpha_k} P_{\beta_k}) \geq 2\delta/d \mid H_{10}^{(k)} \right) \right\} \\ &= |\Omega_{10}| \frac{\delta}{d} + \Delta_{AJS}, \end{aligned}$$

where

$$\Delta_{AJS} = \left( \sqrt{\frac{\delta}{d}} - \frac{\delta}{d} \right) \left\{ \sum_{k \in \Omega_{10}} \mathbb{P} \left( F(P_{\alpha_k} P_{\beta_k}) \geq 2\delta/d \mid H_{10}^{(k)} \right) \right\}.$$

Using the arguments for (A.26), it can be clarified that the remainder term  $\Delta_{AJS}$  is asymptotically negligible. That is to say,  $\sum_{k \in \Omega_{10}} \mathbb{P}(P_{AJS}^{(k)} < \delta/d \mid H_{10}^{(k)}) \approx |\Omega_{10}| \delta/d$ . Similarly, we

can derive that  $\sum_{k \in \Omega_{01}} \mathbb{P}(P_{AJS}^{(k)} < \delta/d \mid H_{01}^{(k)}) \approx |\Omega_{01}| \delta/d$ . Therefore, the asymptotic bound of FWER is expressed as

$$\begin{aligned} FWER(AJS) &\leq |\Omega_{00}| \frac{\delta}{d} + |\Omega_{10}| \frac{\delta}{d} + |\Omega_{01}| \frac{\delta}{d} \\ &= \delta. \end{aligned}$$

This ends the proof.

## References

- Baron, R. M. and Kenny, D. A. (1986). The moderator–mediator variable distinction in social psychological research: Conceptual, strategic, and statistical considerations. *Journal of Personality and Social Psychology* **51**, 6, 1173–1182.
- Cox, D. R. (1972). Regression models and life-tables (with discussions). *Journal of the Royal Statistical Society, Series B* **34**, 187–220.
- Dai, J. Y., Stanford, J. L., and LeBlanc, M. (2022). A multiple-testing procedure for high-dimensional mediation hypotheses. *Journal of the American Statistical Association* **117**, 198–213.
- Guo, X., Li, R., Liu, J., and Zeng, M. (2022). High-dimensional mediation analysis for selecting DNA methylation loci mediating childhood trauma and cortisol stress reactivity. *Journal of the American Statistical Association* **117**, 1110–1121.
- Houtepen, L. C., Vinkers, C. H., Carrillo-Roa, T., Hiemstra, M., and et al. (2016). Genome-wide dna methylation levels and altered cortisol stress reactivity following childhood trauma in humans. *Nature Communications* 7:10967.
- Huang, Y.-T. and Yang, H.-I. (2017). Causal mediation analysis of survival outcome with multiple mediators. *Epidemiology* **28**, 3, 370–378.
- Liu, Z., Shen, J., Barfield, R., Schwartz, J., Baccarelli, A. A., and Lin, X. (2022). Large-scale hypothesis testing for causal mediation effects with applications in genome-wide epigenetic studies. *Journal of the American Statistical Association* **117**, 67–81.

- Luo, C., Fa, B., Yan, Y., Wang, Y., Zhou, Y., Zhang, Y., and Yu, Z. (2020). High-dimensional mediation analysis in survival models. *PLOS Computational Biology* **16**, 4, e1007768.
- MacKinnon, D. P. (2008). *Introduction to Statistical Mediation Analysis*. New York: Taylor and Francis Group.
- MacKinnon, D. P., Fairchild, A. J., and Fritz, M. S. (2007). Mediation analysis. *Annual Review of Psychology* **58**, 593–614.
- MacKinnon, D. P., Lockwood, C. M., Hoffman, J. M., West, S. G., and Sheets, V. (2002). A comparison of methods to test mediation and other intervening variable effects. *Psychological Methods* **7**, 83–104.
- Mackinnon, D. P., Lockwood, C. M., and Williams, J. (2004). Confidence limits for the indirect effect: Distribution of the product and resampling methods. *Multivariate Behavioral Research* **39**, 99–128.
- Perera, C., Zhang, H., Zheng, Y., Hou, L., Qu, A., Zheng, C., Xie, K., and Liu, L. (2022). HIMA2: high-dimensional mediation analysis and its application in epigenome-wide dna methylation data. *BMC Bioinformatics* **23**, 296.
- Preacher, K. J. (2015). Advances in mediation analysis: A survey and synthesis of new developments. *Annual Review of Psychology* **66**, 825–852.
- Sampson, J. N., Boca, S. M., Moore, S. C., and Heller, R. (2018). FWER and FDR control when testing multiple mediators. *Bioinformatics* **34**, 2418–2424.
- Shen, E., Chou, C.-P., Pentz, M. A., and Berhane, K. (2014). Quantile mediation models: A comparison of methods for assessing mediation across the outcome distribution. *Multivariate Behavioral Research* **49**, 471–485.
- Sobel, M. E. (1982). Asymptotic confidence intervals for indirect effects in structural equation models. *Sociological Methodology* **13**, 290–312.
- Sohn, M. B. and Li, H. (2019). Compositional mediation analysis for microbiome studies. *The Annals of Applied Statistics* **13**, 1, 661–681.

- Sohn, M. B., Lu, J., and Li, H. (2022). A compositional mediation model for a binary outcome: Application to microbiome studies. *Bioinformatics* **38**, 16–21.
- Sun, R., Zhou, X., and Song, X. (2021). Bayesian causal mediation analysis with latent mediators and survival outcome. *Structural Equation Modeling* **28**, 778–790.
- Tian, P., Yao, M., Huang, T., and Liu, Z. (2022). CoxMKF: a knockoff filter for high-dimensional mediation analysis with a survival outcome in epigenetic studies. *Bioinformatics* **38**, 5229–5235.
- VanderWeele, T. J. (2011). Causal mediation analysis with survival data. *Epidemiology* **22**, 4, 582–585.
- VanderWeele, T. J. and Tchetgen, E. J. T. (2017). Mediation analysis with time varying exposures and mediators. *Journal of the Royal Statistical Society: Series B (Statistical Methodology)* **79**, 917–938.
- Vanderweele, T. J. and Vansteelandt, S. (2009). Conceptual issues concerning mediation, interventions and composition. *Statistics and Its Interface* **2**, 457–468.
- VanderWeele, T. J. and Vansteelandt, S. (2010). Odds ratios for mediation analysis for a dichotomous outcome. *American Journal of Epidemiology* **172**, 1339–1348.
- Wang, C., Hu, J., Blaser, M. J., and Li, H. (2020). Estimating and testing the microbial causal mediation effect with high-dimensional and compositional microbiome data. *Bioinformatics* **36**, 347–355.
- Wang, L. and Zhang, Z. (2011). Estimating and testing mediation effects with censored data. *Structural Equation Modeling* **18**, 18–34.
- Yu, Q. and Li, B. (2017). mma: an R package for mediation analysis with multiple mediators. *Journal of Open Research Software* **5**, p.11.
- Yue, Y. and Hu, Y.-J. (2022). A new approach to testing mediation of the microbiome at both the community and individual taxon levels. *Bioinformatics* **38**, 3173–3180.

- Zhang, H., Chen, J., Li, Z., and Liu, L. (2021a). Testing for mediation effect with application to human microbiome data. *Statistics in Biosciences* **13**, 313–328.
- Zhang, H., Hou, L., and Liu, L. (2022). A review of high-dimensional mediation analyses in DNA methylation studies. In Guan, Weihua (Ed.), *Epigenome-Wide Association Studies: Methods and Protocols* **2432**.
- Zhang, H., Zheng, Y., Hou, L., Zheng, C., and Liu, L. (2021b). Mediation analysis for survival data with high-dimensional mediators. *Bioinformatics* **37**, 3815–3821.
- Zhang, H., Zheng, Y., Zhang, Z., Gao, T., Joyce, B., Yoon, G., Zhang, W., Schwartz, J., Just, A., Colicino, E., Vokonas, P., Zhao, L., Lv, J., Baccarelli, A., Hou, L., and Liu, L. (2016). Estimating and testing high-dimensional mediation effects in epigenetic studies. *Bioinformatics* **32**, 20, 3150–3154.
- Zhang, Z. and Wang, L. (2013). Methods for mediation analysis with missing data. *Psychometrika* **78**, 154–184.
- Zhou, X. (2022). Semiparametric estimation for causal mediation analysis with multiple causally ordered mediators. *Journal of the Royal Statistical Society: Series B (Statistical Methodology)* **84**, 794–821.