

Design Booster: A Text-Guided Diffusion Model for Image Translation with Spatial Layout Preservation

Shiqi Sun* Shancheng Fang* Qian He Wei Liu

ByteDance Ltd, Beijing, China

sunshiqi.2333@bytedance.com fangshancheng.lh@bytedance.com heqian@bytedance.com
liuwei.jikun@bytedance.com




Figure 1. Style image translation and semantic image translation on real image. Our method can accomplish image translation of arbitrary style and semantics while keeping the layout unchanged. Meanwhile, the inference stage does not require any additional training. Image credit (input images): Unsplash.

Abstract

Diffusion models are able to generate photorealistic images in arbitrary scenes. However, when applying diffusion models to image translation, there exists a trade-off between maintaining spatial structure and high-quality content. Besides, existing methods are mainly based on test-time optimization or fine-tuning model for each input image, which are extremely time-consuming for practical applications. To address these issues, we propose a new approach for flexible image translation by learning a layout-aware image condition together with a text condition. Specifically, our method co-encodes images and text into a new domain during the training phase. In the inference stage, we can choose images/text or both as the conditions for each time step, which gives users more flexible control over layout and content. Experimental comparisons of our method with state-of-the-

art methods demonstrate our model performs best in both style image translation and semantic image translation and took the shortest time.

1. Introduction

Image translation tasks usually convert input images to a specific target domain, and require the generated target domain images and source domain images to be consistent in spatial layout [2, 15]. Most of the traditional image translation algorithms cannot make major changes to the global content, which makes them only able to complete the task of image translation in a limited range. The great success of diffusion models in image generation has enabled arbitrary text-based image translation [12, 30, 33, 35]. For example,

*Denotes equal contribution

the high controllability of the layout can not only inspire designers, but also help improve efficiency. However, the text-to-image mapping is one-to-many and the guidance of the text may conflict with the input image. For example, when we convert a real scene to an anime scene, a large deformation often occurs. The bigger the change to the original image, the more obvious the corresponding style will be. When the common layout of the guided text is quite different from the original layout of the input image, the current diffusion-based methods often cause significant changes to the spatial layout of the original image, even though some of these methods use the information of the input image as initialization before denoising [25]. This does not meet the requirements for image translation [20].

Recently, some general image editing methods have been proposed and are able to alleviate the above problems to a certain extent [11, 17, 20, 34, 41]. However, some of them require the introduction of clip-guided loss during inference to continuously optimize the generator [18, 20], while others require individual training or fine-tuning of the entire generative model for each input image [11, 17, 34, 41]. This is unfavorable for common users, and also time-consuming. Meanwhile, since most of them are not aimed at image translation tasks, their effect is weak in maintaining the spatial information of the input image.

To address the above issues, we propose a novel diffusion-based method, Design Booster, aims to better balance the trade-off between text description and the input image layout preservation when driving image translation with arbitrary text. Moreover, the proposed method avoids changing the model weights during inference or performing individual optimizations for each image. In addition, inspired by the Stable Diffusion model [33], we also adopt a similar approach to further improve the training speed and inference efficiency of the diffusion model. As a result, our method has an inference speed of seconds.

To achieve the above capabilities, we make two significant changes. Firstly, we introduce an encoder jointly trained with the diffusion model to extract the spatial information from the original input image. It is worth noting that we do not directly concatenate the image condition on the initialization noise of the diffusion model as related works [24, 33]. Considering the generality of the model, we did not use the semantic segmentation map of the input image or the object detection layout as the input of the model, because the identifiable categories are limited and the effect is difficult to guarantee. At the same time, we observe that simple concatenation causes the model to quickly overfit to the image condition during the training phase, making the text condition difficult to learn. Secondly, our model has two conditions (input image and text) during training, and both conditions have a certain percentage of dropout during the training phase. Benefiting from this, our model can

flexibly choose control conditions (only text, only images, or both text and images) at each time step in the denoising stage of the diffusion model, and thus can more flexibly control the final generated results. Considering that the early time step of the diffusion process is generating the layout, and the later is adding details, we uniformly only give the input image as a condition in the early time step. However, it is worth noting that different conditions can be adopted for each step here, which provides users with more flexible and controllable parameter choices for personalizing each image.

To sum up, the major contributions of the paper include:

- For the first time, we involve both text and image conditions in the training phase. We propose a novel network structure which enables text-guided image translation in the inference phase without any additional training burden.
- We propose an appropriate length ratio for text and image embeddings, which effectively balances the two's ability to control the effect of model generation.
- We also propose a flexible inference method: using different conditional inputs at different time steps (for example, if you need to maintain more structure, you can use the input as a condition for more time steps, and vice versa).
- Experimental results see powerful generalizability of our model. Our method performs well on both style image translation and semantic image translation tasks.

2. Related Work

2.1. Text-to-Image Synthesis

As language text naturally describes the intention of humans, a lot of progress has been made in text-to-image synthesis recently due to its significance. The early attempts achieve domain-specific generation by injecting text into generative adversarial nets (GAN) as a condition [21, 44, 45, 47]. After that a group of methods [7, 9, 31, 43] obtain impressive performance in arbitrary domains based on autoregressive transformer and VQ-VAE framework [8, 42]. More recently, the diffusion model [12, 37, 39] substantially improves the quality and diversity of text-to-image synthesis. Important progress such as DALL-E 2 [30], Imagen [35] and Stable Diffusion [33] are typically trained on large-scale data and can generate photo-realistic images. However, how to effectively leverage the powerful diffusion models for semantic and style manipulation has not been fully explored. Several recent advancements propose different strategies to facilitate diffusion-based image editing.

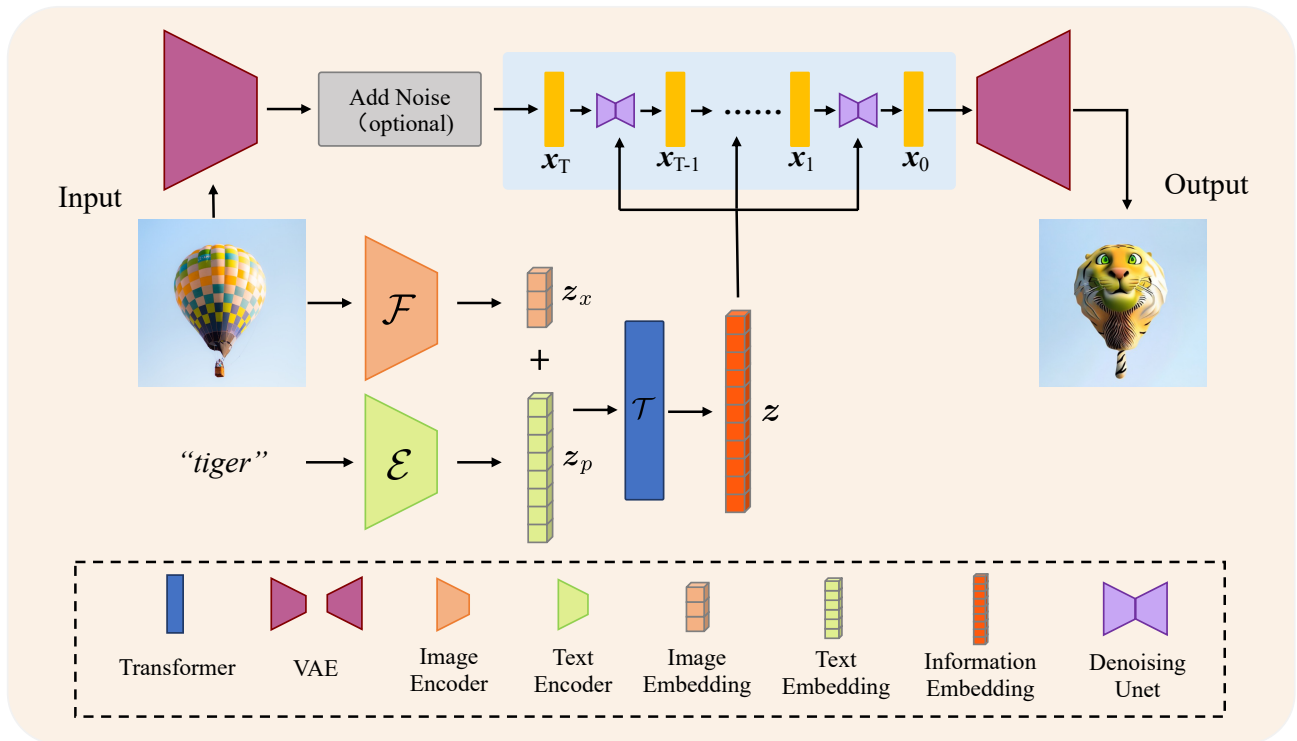


Figure 2. Overview of Design Booster. The structure consists of a frozen text encoder $\mathcal{E} : p \rightarrow z_p$ that maps prompt text into text feature, and a trainable image encoder $\mathcal{F} : \bar{x}_0 \rightarrow z_x$ which encodes a condition image into image feature. Then the concatenated feature is injected into a transformer $\mathcal{T} : \text{cat}(z_p, z_x) \rightarrow z$. Based on the joined condition z , models can be trained and images can be sampled thereby.

Textual Inversion [10] adapts a pretrained diffusion model to specific subject generation by learning a textual token, which can explicitly represents a concept (*i.e.*, content or style) and further recreates the concept through the text-to-image model. DreamBooth [34] fine-tunes the diffusion model and a rare token simultaneously to derive the details of a concept. Imagic [17] aligns image and text jointly using optimization and fine-tuning strategies. The above methods indeed show excellent manipulation ability meanwhile maintaining visual fidelity. However, lacking the consideration of spatial layout, these methods perform poorly in preserving content structure.

2.2. Text-Guided Image-to-Image Translation

Typical methods for image-to-image translation mainly focus on limited domains translation [2, 15, 46] or single-shot translation [3, 6, 22, 40]. Text-guided image translation provides the possibility for zero-shot image translation, in which the target content or style are specified by natural language rather than images. To achieve this goal, many methods utilize a multimodal model (*e.g.*, CLIP [28]) as a guidance model. StyleCLIP [27] proposes several schemes to manipulate images, which modifies the latent vectors of images in StyleGAN [16] based on latent optimization and latent encoding. DiffusionCLIP [18] first obtains the initial

noise by a deterministic DDIM process and then fine-tunes the model guided by CLIP loss. DiffuseIT [20] designs a denoising generation process that self-attention keys from ViT model are used to preserve image content, and meanwhile the CLIP loss is applied to guide style. FlexIT [4] projects text and image into a same multimodal embedding space, and then performs optimization based on different regularization terms. CLIPstyler [19] introduces a patch-wise CLIP loss to learn a StyleNet. A different roadmap is translating images based on pretrained text-to-image model. For example, StableDiffusion [32] applies SDEdit [25] for image translation, which first adds noise to images within specific steps, and then images are denoised to target domain. The above methods either suffer from unsatisfactory image quality, or struggle to preserve the layout of input images.

3. Proposed Method

3.1. Preliminaries

Denoising Diffusion Probabilistic Model (DDPM) [12] is a commonly used diffusion model, which consists of a forward diffusion process and a reverse diffusion process. Given an image x_0 in the training set, each step in the forward process gradually adds noise through a Markov chain, *i.e.*, $q(x_t|x_{t-1}) = \mathcal{N}(x_t; \sqrt{1-\beta_t}x_{t-1}, \beta_t\mathbf{I})$, where $\beta_t \in$




Figure 3. Semantic image translation on real images.

$(0, 1)$ is the variance of Gaussian noise. Correspondingly, we have latent vectors $\mathbf{x}_1, \dots, \mathbf{x}_T$ and the final state $\mathbf{x}_T \sim \mathcal{N}(0, \mathbf{I})$. Note that \mathbf{x}_t can be obtained directly from \mathbf{x}_0 as follows:

$$\mathbf{x}_t = \sqrt{\bar{\alpha}_t} \mathbf{x}_0 + \sqrt{1 - \bar{\alpha}_t} \epsilon, \quad (1)$$

where $\alpha_t = 1 - \beta_t$, $\bar{\alpha}_t = \prod_{s=1}^t \alpha_s$ and $\epsilon \sim \mathcal{N}(0, \mathbf{I})$. The reverse process is also a Gaussian Markov chain:

$$p_\theta(\mathbf{x}_{t-1} | \mathbf{x}_t) = \mathcal{N}(\mathbf{x}_{t-1}; \boldsymbol{\mu}_\theta(\mathbf{x}_t, t), \boldsymbol{\Sigma}_\theta(\mathbf{x}_t, t) \mathbf{I}). \quad (2)$$

In DDPM, $\boldsymbol{\mu}_\theta$ is indirectly parameterized by ϵ_θ , *i.e.*, $\boldsymbol{\mu}_\theta(\mathbf{x}_t, t) = \frac{1}{\sqrt{\alpha_t}} (\mathbf{x}_t - \frac{\beta_t}{\sqrt{1 - \bar{\alpha}_t}} \epsilon_\theta(\mathbf{x}_t, t))$. $\boldsymbol{\Sigma}_\theta$ can be set to time dependent constants [12] or learnable variables [26]. The conditional training of the parameterized neural network uses the following objective:

$$L_{\text{simple}} = \mathbb{E}_{\mathbf{x}_0, \epsilon, c} \left[\|\epsilon - \epsilon_\theta(\sqrt{\bar{\alpha}_t} \mathbf{x}_0 + \sqrt{1 - \bar{\alpha}_t} \epsilon, c)\|^2 \right], \quad (3)$$

where c is the condition, *e.g.*, class label, text description, *etc.*

Classifier-free guidance [13] is an effective technique which enables us to elegantly inject conditions into diffusion generation process. Specifically, $\epsilon_\theta(\mathbf{x}_t, c)$ is replaced by a corresponding guided version:

$$\tilde{\epsilon}_\theta(\mathbf{x}_t, c) = (1 + s) \cdot \epsilon_\theta(\mathbf{x}_t, c) - s \cdot \epsilon_\theta(\mathbf{x}_t), \quad (4)$$

where $\epsilon_\theta(\mathbf{x}_t)$ and $\epsilon_\theta(\mathbf{x}_t, c)$ are unconditional and conditional ϵ -predictions. s is guidance scale.

A feasible way to achieve image translation based on off-the-shelf diffusion models is SDEdit [25], which first encodes an initial condition image $\bar{\mathbf{x}}_0$ to $\bar{\mathbf{x}}_k$ according to Equation 1, where k is a hyperparameter. Then the denoising process starts at $\bar{\mathbf{x}}_k$ and the target distribution $p_\theta(\mathbf{x}_0)$ is obtained using Equation 2.

3.2. Multi-Condition Network

In order to obtain the target distribution $p_\theta(\mathbf{x}_0)$ conditioned together on prompt text p and initial image $\bar{\mathbf{x}}_0$, our first task is to effectively fuse the features in text domain and image domain. To achieve this goal, a plausible way is to concatenate the image condition with the diffusion noise directly. However, we empirically find this leads to serious overfitting of the model on image condition, which weakens the guiding role of text condition. To solve the above problem, we propose a novel network. The overview is depicted in Figure 2.

Generally, a pretrained text encoder play a vital role (*e.g.*, CLIP [28], T5 [29]) to text-to-image model, which can capture the complexity of arbitrary natural language. In this paper, CLIP is used as a frozen text encoder \mathcal{E} . Given the text condition p , the text feature is first obtained, *i.e.*, $z_p = \mathcal{E}(p)$. Then we define an image encoder \mathcal{F} , and thus the corresponding image feature is $z_x = \mathcal{F}(\bar{\mathbf{x}}_0)$. The image encoder \mathcal{F} aims to summarize the spatial information of image condition $\bar{\mathbf{x}}_0$ into a descriptive vector z_x , which



Figure 4. The qualitative comparison on semantic image translation. Design Booster can give consideration to both the generation quality and spatial preservation.

stays in the same embedding domain as the text feature z_p . Note that \mathcal{F} can be implemented by any neural networks that can process the images. A simple encoder that based on CNN is employed in order to enable fast training and inference, whose detailed architecture can be found in the Appendix. In addition, the concatenated embedding (z_p, z_x) is injected into a transformer modules \mathcal{T} , which further reduces the gap between the text and image domains: $z = \mathcal{T}(\text{cat}(z_p, z_x))$, where z is the final multi-condition embedding. Then the conditional reverse process is defined as: $p_\theta(x_{t-1}|x_t, z) = \mathcal{N}(x_{t-1}; \mu_\theta(x_t, t, z), \Sigma_\theta(x_t, t)I)$, and the training objective in Equation 3 is redefined as follows:

$$L_{\text{simple}} = \mathbb{E}_{x_0, \epsilon, z} [\|\epsilon - \epsilon_\theta(\sqrt{\alpha_t}x_0 + \sqrt{1 - \alpha_t}\epsilon, z)\|^2]. \quad (5)$$

As the conditional embedding z contains information of text and image, the entire model will be optimized in the direction driven by both the text and image conditions. Therefore, the generated results can preserve the layout information from image condition, which cannot be described by text condition.

3.3. Flexible Sampling with Multi-condition

With the condition z , our model can generate image associated with multi-condition. However, in some cases, it is expected to flexibly control the influence of image or text conditions, *e.g.*, flexibly enlarging or reducing the impact of image condition. Therefore, we propose a mechanism, combined with classifier-free technique [14], to solve the above problem.

During training stage, the text condition and image conditions dynamically drop out with probabilities of d_p, d_x (*e.g.*, dropping the text condition with probability d_p). During sampling stage, the denoising process can be denoted as Equation 2 with T steps. For each step, the desired conditions can be injected as necessary. To appropriately set the conditions for each step, we design a simple yet effective switch strategy for controlling conditions:

$$S = \{z_T, z_{T-1}, \dots, z_\sigma, \dots, z_2, z_1\}, \quad (6)$$




Figure 5. The qualitative comparison on style image translation. Design Booster can generate high-quality stylized results with the spatial layout preservation of the original image.

$$z_t = \begin{cases} \mathcal{T}(\text{cat}(z_p, z_x)), & \text{if } t \geq \sigma, \\ \mathcal{T}(\text{cat}(z_p, z_\phi)), & \text{otherwise,} \end{cases} \quad (7)$$

where t is the diffusion step. σ is a hyperparameter denoting the switch step. z_ϕ is a empty image embedding. This strategy is based on the fact that the denoising process always first generates the spatial layout of the image, and then determines the content and refines the details [1]. Therefore, the image condition is added at the beginning of the denoising process. The more steps the image conditions are added, the closer appearance the synthesized images are compared with the condition image. The steps that image conditions are added is determined by σ , and we discuss the effect of σ on the generated results in Section 4.6. With the proposed multi-condition strategy, the classifier-free guidance is redefined as follows:

$$\tilde{\epsilon}_\theta(x_t, z_t) = (1 + s) \cdot \epsilon_\theta(x_t, z_t) - s \cdot \epsilon_\theta(x_t), \quad (8)$$

where $z_t \in \mathcal{S}$. Therefore, we can control the final gener-

ated results through the multi-condition z_t within various strategy \mathcal{S} .

4. Experiments

The training details is described in Section 4.1. Some properties of our method are assessed in Section 4.2. The two main downstream tasks, style image translation and semantic image translation, are described in Section 4.4 and Section 4.5. Since there is no ground truth, it is a bit far-fetched to evaluate our method with quantitative metrics. In the Appendix, indicators of structural similarity are tentatively used to make a quantitative evaluation.

4.1. Training Details

We deploy our method on Stable Diffusion¹ [33]. The key configurations follow the official setting, including an autoencoder with a downsampling factor 8, a UNet with

¹<https://github.com/CompVis/stable-diffusion>

860M parameters and a CLIP [28] text encoder implemented by ViT-L/14. The image encoder \mathcal{F} is a lightweight network based on convolutional layers, which is detailed in the Appendix. The model is partially initialized from pretrained Stable Diffusion model to inherit the knowledge of text-to-image model. The whole model is trained on 512×512 images of Laion dataset [36], with text and image dropout probabilities of $d_p = 0.1$ and $d_x = 0.6$. The training batch size is set to 1024.

4.2. Analysis of Conditions

Each time step of our model can flexibly choose three conditions: 1) text only ($\sigma = 1$); 2) image only ($\sigma = T + 1$); 3) text and image. In order to explore the influence of these three conditions on the generated results, we visualize the generated results with only one condition at all time steps under different training durations in Figure 6.




Figure 6. Here are three types of conditions (text and image, only text and only image). Design Booster can learn the features of the image condition continuously.

It is shown that when only the image condition is used, the results will be more and more similar to the spatial layout of the input image, even the shape of a pumpkin is generated. Here, the incomplete reconstruction of details is exactly what we want to see, since a perfect reconstruction would result in reduced ability for text-guided detail editing. When we want to greatly modify the color information of the input, we can choose the early training weights, otherwise it is suitable for the longer training model. In this paper, for fair comparison, all results are generated with the model trained for 0.26M iterations. When only the text condition is used, the results are detailed, but the spatial layout is not consistent with the input image. It’s worth noting that, with text-only condition, we tested with the same random seed with DDIM [38] and the generated results during training are very similar. So the preloaded text-to-image knowledge is not weakened. Once both conditions are injected, the result is almost the same as input image.

4.3. Optional SDEdit

SDEdit [25] is a simple method for style image translation and semantic image translation, which is presented in Section 3.1. The *strength* in SDEdit is used to balance how

much the original image is preserved and how much the image is edited. On the one hand, the preservation of the original image information is not enough when the translation is strong. On the other hand, if the original image information is retained too much, the translation effect will not be obvious. Different from SDEdit, our method is more flexible which can inject the image condition in any steps during the denoising process. SDEdit is treated as an optional mechanism in our method. More effects of this mechanism will be discussed in Section 4.6.

4.4. Style Image Translation

In order to evaluate the performance of our model for style image translation, we conduct the comparisons with the state-of-art methods. DiffuseIT² [20], CLIPstyler³ [19], DreamBooth [34] and SDEdit [25] are selected as the baseline methods. We reference the open source codes for the first two methods, DiffuseIT and CLIPstyler.



Figure 7. Convert real images to painting style.

For fairness, DreamBooth and SDEdit are also implemented on pretrained Stable Diffusion. Experiments are carried out not only on common styles (e.g., Van Gogh), but also on the style transfer of materials, which are shown in Figure 5. The stylization quality of DreamBooth and SDEdit are the closest to our method, but neither of them can effectively preserve the spatial layout of the original image. More examples about the style transfer are given in Figure 7 and Figure 8.

4.5. Semantic Image Translation

Since Design Booster can be applied on semantic translation easily, we further explore the capability of our method on this task. The comparison experiments are conducted with CGD [5], DiffuseIT [20], DreamBooth [34] and

²<https://github.com/anon294384/diffuseit>

³<https://github.com/cyclomon/CLIPstyler>




Figure 8. Convert real images to styles of different materials.

SDEdit [25]. The configures of the comparison methods are the same as the above Section 4.4.

Figure 4 shows the generation quality of different methods. We can see that DreamBooth and SDEit can generate the same high quality results, but the spatial layout is deformed severely. The other two methods, CGD and DiffusionIT, have exactly opposite properties. Design Booster can preserve the spatial layout of the original image and generate high-quality results in line with text guidance. More results are shown in Figure 3.

4.6. Ablation

Analysis of σ . The conditions of the sampling process can be arbitrary in our method, but this can lead to complex permutation of conditions. So a simple and effective strategy, defined in Section 3.3, is proposed by controlling when to inject image conditions, where σ is the only parameter. In order to explore the effect of injecting image conditions at different times, the generated images are shown in Figure 9, with DDIM [38] 50 steps.




Figure 9. This shows the effect of different σ on the generated images. The smaller σ , the more image information will be added, and the result will be closer to the input image.

The generated images in Figure 9 indicate that injecting image conditions will make the generated results have similar appearance as the condition images, both in style image translation and semantic image translation. How-

ever, if too many image conditions are added (setting σ to a small value), the generated results will show many details of the original image and weaken the guiding role of the text. For example, when we want to turn a hot air balloon into fried chicken and set σ to 0, the result will generate with a lot of details from the hot air balloons instead of real fried chicken. Therefore, considering that in the semantic image translation task, the text is more likely to destroy the original layout of the image, and thus we choose a smaller σ . In this paper, σ is set to 25 for semantic image translation and 35 for style image translation. In practical applications, this parameter can be changed more flexibly, and even the image and text conditions can be used at intervals.

Strength in SDEdit. The text condition and image condition can be flexible adjusted by σ . In order to further enhance the correlation between the generated results and the image conditions, our method can be combined with SDEdit. So it is necessary to set a appropriate *strength*. The effect of different *strength* on the generated results is shown in Figure 10.




Figure 10. SDEdit is optional in our method. An appropriate *strength* will further improve the correlation with the input image without affecting the generated results

It demonstrates that the results are good enough without SDEdit, after combining, more details can be enhanced to be closer to the condition image. But if *strength* is too small, it will significantly weaken the translation ability. Therefore, our method can be combined with SDEdit (*strength* is set to 0.8) optionally.

5. Conclusion

We propose a diffusion model for image translation, named Design Booster. Design Booster is able to arbitrarily edit the style and semantics of images while preserving the input image layout as much as possible. At the same time, the proposed method does not require any additional training during inference. The comparison with existing methods verifies that our method has significant advantages in both effect and time performance.

Nevertheless, a limitation of our model is that our model has a slightly weaker ability to change color under strong layout-preserving parameters. It is recommended to use input image as a condition in fewer time steps when large changes in color are required.

6. Appendix

6.1. User Study

We conduct two user study on style and semantic image translation. For each task, three questions of different dimensions are designed to evaluate the method: 1) Do the results conform to the text condition (translation) 2) Do the results have the same spatial layout as the input image. 3) Are the results of high quality and realistic. 100 images are generated using 5 text conditions with all methods. We selected 50 images for every user and ask the above three questions. For each question, there are 3 options for each image, UNLIKELY(1 point), NORMAL(2 points) and LIKELY(3 points). And 20 users between the ages of 20 and 50 are recruited. Average scores are shown in Table 1 and Table 2, compared with other methods.

| Method | Translation | Layout | Quality | Avg.↑ |
|------------------|-------------|--------|---------|-------------|
| DiffuseIT [20] | 1.35 | 2.57 | 1.43 | 1.78 |
| CLIPstyler [19] | 1.82 | 2.63 | 1.52 | 1.99 |
| Dream Booth [34] | 2.27 | 1.57 | 2.28 | 2.04 |
| SDEdit [25] | 2.32 | 1.97 | 2.21 | 2.17 |
| Ours | 2.33 | 2.41 | 2.29 | 2.34 |

Table 1. Users study on style image translation.

| Method | Translation | Layout | Quality | Avg.↑ |
|------------------|-------------|--------|---------|-------------|
| CGD [5] | 1.39 | 2.47 | 1.58 | 1.81 |
| DiffuseIT [20] | 1.48 | 2.50 | 1.76 | 1.91 |
| Dream Booth [34] | 2.33 | 1.54 | 2.26 | 2.04 |
| SDEdit [25] | 2.49 | 2.02 | 2.36 | 2.29 |
| Ours | 2.47 | 2.43 | 2.37 | 2.42 |

Table 2. Users study on semantic image translation.

Our method has the highest average score for the three questions. It demonstrates that our method can accomplish image translation of arbitrary style and semantics while keeping the layout unchanged.

6.2. Knowledge of Pretrained Model

To save computing resources, we preload the weight from text-to-image model. When the image condition is null, our model can also be viewed as a text-to-image model. Therefore, a noticeable question is whether our method will weaken the generation ability of the pretrained

model. To quantify this problem, we measured the FID-30K of the trained pretrained model on COCO [23], as well as our model during training. The result is shown in Figure 11.

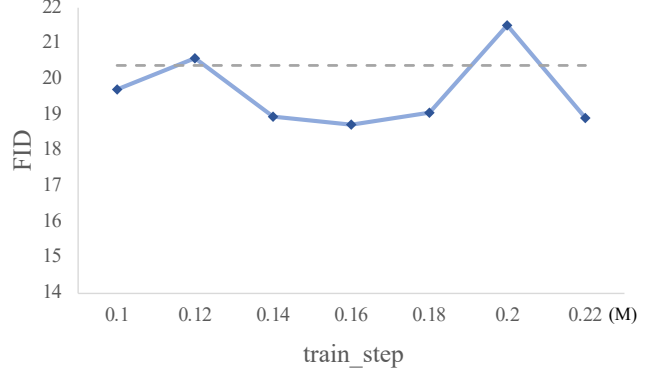


Figure 11. This figure shows the FID of our model during training. And the dashed line indicates the FID of the pretrained model

We are testing under the condition of *classifier-free guidance* = 7.5, with DDIM 50 steps. This is a more common setting, although it does not give the best FID. It can be seen from Figure 11 that the pretrained text-to-image capability has not been destroyed during the training process. And the FID value has been fluctuating around the FID value of the pretrained model during the training.

6.3. Structure of Modules

An image encoder and a transformer module are applied in our method. We design a simple image encoder for fast training and sampling, as shown in Figure 12 (left). It consists of 5 *Res_Block*, a *out_layer* and a *Linear*. In order to further reduce the consumption of computing resources, the latent code, which is obtained by downsampling the input image with VAE, is used as the input for image encoder in our experiments. The final image embedding dimension k_i can be controlled by the channels of *out_layer*. The transformer module, as shown in Figure 12 (right), has 6 layers, 8 attention heads, 768 embedding dimensions and 3072 hidden dimensions. And the learnable positional embedding is also used. The length of the input sequence is the sum of the length of the text embedding (k_t) and the length of the image embedding (k_i).

References

- [1] Jooyoung Choi, Jungbeom Lee, Chaehun Shin, Sungwon Kim, Hyunwoo Kim, and Sungroh Yoon. Perception prioritized training of diffusion models. In *Proceedings of the IEEE/CVF Conference on Computer Vision and Pattern Recognition*, pages 11472–11481, 2022. 6

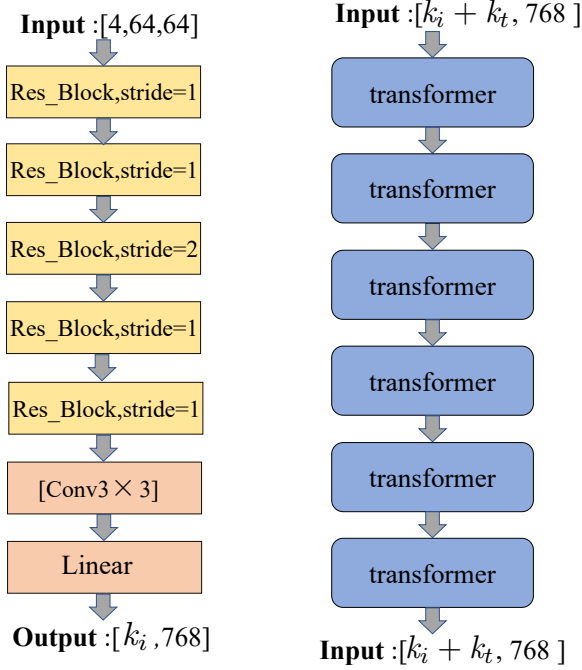


Figure 12. The structure of image encoder and transformer module.

- [2] Yunjey Choi, Minje Choi, Munyoung Kim, Jung-Woo Ha, Sunghun Kim, and Jaegul Choo. Stargan: Unified generative adversarial networks for multi-domain image-to-image translation. In *Proceedings of the IEEE conference on computer vision and pattern recognition*, pages 8789–8797, 2018. 1, 3
- [3] Tomer Cohen and Lior Wolf. Bidirectional one-shot unsupervised domain mapping. In *Proceedings of the IEEE/CVF International Conference on Computer Vision*, pages 1784–1792, 2019. 3
- [4] Guillaume Couairon, Asya Grechka, Jakob Verbeek, Holger Schwenk, and Matthieu Cord. Flexit: Towards flexible semantic image translation. In *Proceedings of the IEEE/CVF Conference on Computer Vision and Pattern Recognition*, pages 18270–18279, 2022. 3
- [5] Katherine Crowson. Clip-guided diffusion. 2022. 7, 9
- [6] Yingying Deng, Fan Tang, Weiming Dong, Chongyang Ma, Xingjia Pan, Lei Wang, and Changsheng Xu. Stytr2: Image style transfer with transformers. In *Proceedings of the IEEE/CVF Conference on Computer Vision and Pattern Recognition*, pages 11326–11336, 2022. 3
- [7] Ming Ding, Zhuoyi Yang, Wenyi Hong, Wendi Zheng, Chang Zhou, Da Yin, Junyang Lin, Xu Zou, Zhou Shao, Hongxia Yang, et al. Cogview: Mastering text-to-image generation via transformers. *Advances in Neural Information Processing Systems*, 34:19822–19835, 2021. 2
- [8] Patrick Esser, Robin Rombach, and Bjorn Ommer. Taming transformers for high-resolution image synthesis. In *Proceedings of the IEEE/CVF conference on computer vision and pattern recognition*, pages 12873–12883, 2021. 2
- [9] Oran Gafni, Adam Polyak, Oron Ashual, Shelly Sheynin, Devi Parikh, and Yaniv Taigman. Make-a-scene: Scene-based text-to-image generation with human priors. *arXiv preprint arXiv:2203.13131*, 2022. 2
- [10] Rinon Gal, Yuval Alaluf, Yuval Atzmon, Or Patashnik, Amit H Bermano, Gal Chechik, and Daniel Cohen-Or. An image is worth one word: Personalizing text-to-image generation using textual inversion. *arXiv preprint arXiv:2208.01618*, 2022. 3
- [11] Amir Hertz, Ron Mokady, Jay Tenenbaum, Kfir Aberman, Yael Pritch, and Daniel Cohen-Or. Prompt-to-prompt image editing with cross attention control. *arXiv preprint arXiv:2208.01626*, 2022. 2
- [12] Jonathan Ho, Ajay Jain, and Pieter Abbeel. Denoising diffusion probabilistic models. *Advances in Neural Information Processing Systems*, 33:6840–6851, 2020. 1, 2, 3, 4
- [13] Jonathan Ho and Tim Salimans. Classifier-free diffusion guidance. In *NeurIPS 2021 Workshop on Deep Generative Models and Downstream Applications*, 2021. 4
- [14] Jonathan Ho and Tim Salimans. Classifier-free diffusion guidance. *arXiv preprint arXiv:2207.12598*, 2022. 5
- [15] Phillip Isola, Jun-Yan Zhu, Tinghui Zhou, and Alexei A Efros. Image-to-image translation with conditional adversarial networks. In *Proceedings of the IEEE conference on computer vision and pattern recognition*, pages 1125–1134, 2017. 1, 3
- [16] Tero Karras, Samuli Laine, and Timo Aila. A style-based generator architecture for generative adversarial networks. In *Proceedings of the IEEE/CVF conference on computer vision and pattern recognition*, pages 4401–4410, 2019. 3
- [17] Bahjat Kawar, Shiran Zada, Oran Lang, Omer Tov, Huiwen Chang, Tali Dekel, Inbar Mosseri, and Michal Irani. Imagic: Text-based real image editing with diffusion models. *arXiv preprint arXiv:2210.09276*, 2022. 2, 3
- [18] Gwanghyun Kim, Taesung Kwon, and Jong Chul Ye. Diffusionclip: Text-guided diffusion models for robust image manipulation. In *Proceedings of the IEEE/CVF Conference on Computer Vision and Pattern Recognition*, pages 2426–2435, 2022. 2, 3
- [19] Gihyun Kwon and Jong Chul Ye. Clipstyler: Image style transfer with a single text condition. In *Proceedings of the IEEE/CVF Conference on Computer Vision and Pattern Recognition*, pages 18062–18071, 2022. 3, 7, 9
- [20] Gihyun Kwon and Jong Chul Ye. Diffusion-based image translation using disentangled style and content representation. *arXiv preprint arXiv:2209.15264*, 2022. 2, 3, 7, 9
- [21] Bowen Li, Xiaojuan Qi, Thomas Lukasiewicz, and Philip HS Torr. Manigan: Text-guided image manipulation. In *Proceedings of the IEEE/CVF Conference on Computer Vision and Pattern Recognition*, pages 7880–7889, 2020. 2
- [22] Jianxin Lin, Yingxue Pang, Yingce Xia, Zhibo Chen, and Jiebo Luo. Tuigan: Learning versatile image-to-image translation with two unpaired images. In *European Conference on Computer Vision*, pages 18–35. Springer, 2020. 3

- [23] Tsung-Yi Lin, Michael Maire, Serge Belongie, James Hays, Pietro Perona, Deva Ramanan, Piotr Dollár, and C Lawrence Zitnick. Microsoft coco: Common objects in context. In *European conference on computer vision*, pages 740–755. Springer, 2014. 9
- [24] Andreas Lugmayr, Martin Danelljan, Andres Romero, Fisher Yu, Radu Timofte, and Luc Van Gool. Repaint: Inpainting using denoising diffusion probabilistic models. In *Proceedings of the IEEE/CVF Conference on Computer Vision and Pattern Recognition*, pages 11461–11471, 2022. 2
- [25] Chenlin Meng, Yang Song, Jiaming Song, Jiajun Wu, Jun-Yan Zhu, and Stefano Ermon. Sdedit: Image synthesis and editing with stochastic differential equations. *arXiv preprint arXiv:2108.01073*, 2021. 2, 3, 4, 7, 8, 9
- [26] Alexander Quinn Nichol and Prafulla Dhariwal. Improved denoising diffusion probabilistic models. In *International Conference on Machine Learning*, pages 8162–8171. PMLR, 2021. 4
- [27] Or Patashnik, Zongze Wu, Eli Shechtman, Daniel Cohen-Or, and Dani Lischinski. Styleclip: Text-driven manipulation of stylegan imagery. In *Proceedings of the IEEE/CVF International Conference on Computer Vision*, pages 2085–2094, 2021. 3
- [28] Alec Radford, Jong Wook Kim, Chris Hallacy, Aditya Ramesh, Gabriel Goh, Sandhini Agarwal, Girish Sastry, Amanda Askell, Pamela Mishkin, Jack Clark, et al. Learning transferable visual models from natural language supervision. In *International Conference on Machine Learning*, pages 8748–8763. PMLR, 2021. 3, 4, 7
- [29] Colin Raffel, Noam Shazeer, Adam Roberts, Katherine Lee, Sharan Narang, Michael Matena, Yanqi Zhou, Wei Li, Peter J Liu, et al. Exploring the limits of transfer learning with a unified text-to-text transformer. *J. Mach. Learn. Res.*, 21(140):1–67, 2020. 4
- [30] Aditya Ramesh, Prafulla Dhariwal, Alex Nichol, Casey Chu, and Mark Chen. Hierarchical text-conditional image generation with clip latents. *arXiv preprint arXiv:2204.06125*, 2022. 1, 2
- [31] Aditya Ramesh, Mikhail Pavlov, Gabriel Goh, Scott Gray, Chelsea Voss, Alec Radford, Mark Chen, and Ilya Sutskever. Zero-shot text-to-image generation. In *International Conference on Machine Learning*, pages 8821–8831. PMLR, 2021. 2
- [32] Robin Rombach, Andreas Blattmann, Dominik Lorenz, Patrick Esser, and Björn Ommer. High-resolution image synthesis with latent diffusion models, 2021. 3
- [33] Robin Rombach, Andreas Blattmann, Dominik Lorenz, Patrick Esser, and Björn Ommer. High-resolution image synthesis with latent diffusion models. In *Proceedings of the IEEE/CVF Conference on Computer Vision and Pattern Recognition*, pages 10684–10695, 2022. 1, 2, 6
- [34] Nataniel Ruiz, Yuanzhen Li, Varun Jampani, Yael Pritch, Michael Rubinstein, and Kfir Aberman. Dreambooth: Fine tuning text-to-image diffusion models for subject-driven generation. *arXiv preprint arXiv:2208.12242*, 2022. 2, 3, 7, 9
- [35] Chitwan Saharia, William Chan, Saurabh Saxena, Lala Li, Jay Whang, Emily Denton, Seyed Kamyar Seyed Ghasemipour, Burcu Karagol Ayan, S Sara Mahdavi, Rapha Gontijo Lopes, et al. Photorealistic text-to-image diffusion models with deep language understanding. *arXiv preprint arXiv:2205.11487*, 2022. 1, 2
- [36] Christoph Schuhmann, Richard Vencu, Romain Beaumont, Robert Kaczmarczyk, Clayton Mullis, Aarush Katta, Theo Coombes, Jenia Jitsev, and Aran Komatsuzaki. Laion-400m: Open dataset of clip-filtered 400 million image-text pairs. *arXiv preprint arXiv:2111.02114*, 2021. 7
- [37] Jascha Sohl-Dickstein, Eric Weiss, Niru Maheswaranathan, and Surya Ganguli. Deep unsupervised learning using nonequilibrium thermodynamics. In *International Conference on Machine Learning*, pages 2256–2265. PMLR, 2015. 2
- [38] Jiaming Song, Chenlin Meng, and Stefano Ermon. Denoising diffusion implicit models. *arXiv preprint arXiv:2010.02502*, 2020. 7, 8
- [39] Yang Song, Jascha Sohl-Dickstein, Diederik P Kingma, Abhishek Kumar, Stefano Ermon, and Ben Poole. Score-based generative modeling through stochastic differential equations. In *International Conference on Learning Representations*, 2020. 2
- [40] Narek Tumanyan, Omer Bar-Tal, Shai Bagon, and Tali Dekel. Splicing vit features for semantic appearance transfer. In *Proceedings of the IEEE/CVF Conference on Computer Vision and Pattern Recognition*, pages 10748–10757, 2022. 3
- [41] Dani Valevski, Matan Kalman, Yossi Matias, and Yaniv Leviathan. Unitune: Text-driven image editing by fine tuning an image generation model on a single image. *arXiv preprint arXiv:2210.09477*, 2022. 2
- [42] Aaron Van Den Oord, Oriol Vinyals, et al. Neural discrete representation learning. *Advances in neural information processing systems*, 30, 2017. 2
- [43] Chenfei Wu, Jian Liang, Lei Ji, Fan Yang, Yuejian Fang, Daxin Jiang, and Nan Duan. Nüwa: Visual synthesis pre-training for neural visual world creation. In *European Conference on Computer Vision*, pages 720–736. Springer, 2022. 2
- [44] Tao Xu, Pengchuan Zhang, Qiuyuan Huang, Han Zhang, Zhe Gan, Xiaolei Huang, and Xiaodong He. Attngan: Fine-grained text to image generation with attentional generative adversarial networks. In *Proceedings of the IEEE conference on computer vision and pattern recognition*, pages 1316–1324, 2018. 2
- [45] Han Zhang, Tao Xu, Hongsheng Li, Shaoting Zhang, Xiao-gang Wang, Xiaolei Huang, and Dimitris N Metaxas. Stackgan: Text to photo-realistic image synthesis with stacked generative adversarial networks. In *Proceedings of the IEEE international conference on computer vision*, pages 5907–5915, 2017. 2
- [46] Jun-Yan Zhu, Taesung Park, Phillip Isola, and Alexei A Efros. Unpaired image-to-image translation using cycle-consistent adversarial networks. In *Proceedings of the IEEE international conference on computer vision*, pages 2223–2232, 2017. 3
- [47] Minfeng Zhu, Pingbo Pan, Wei Chen, and Yi Yang. Dm-gan: Dynamic memory generative adversarial networks for text-

to-image synthesis. In *Proceedings of the IEEE/CVF conference on computer vision and pattern recognition*, pages 5802–5810, 2019. 2