

How to predict critical state: Invariance of Lyapunov exponent in dual spaces

Tong Liu^{1,*} and Xu Xia^{2,†}

¹Department of Applied Physics, School of Science, Nanjing University of Posts and Telecommunications, Nanjing 210003, China

²Academy of Mathematics and System Sciences, Chinese Academy of Sciences, Beijing 100190, China

(Dated: February 7, 2023)

The critical state in disordered systems, a fascinating and subtle eigenstate, has attracted a lot of research interest. However, the nature of the critical state is difficult to describe quantitatively. Most of the studies focus on numerical verification, and cannot predict the system in which the critical state exists. In this work, we propose an explicit and universal criterion that for the critical state Lyapunov exponent should be 0 simultaneously in dual spaces, namely Lyapunov exponent remains invariant under Fourier transform. With this criterion, we exactly predict a specific system hosting a large number of critical states for the first time. Then, we perform numerical verification of the theoretical prediction, and display the self-similarity and scale invariance of the critical state. Finally, we conjecture that there exist some kind of connection between the invariance of the Lyapunov exponent and conformal invariance.

Introduction. Since the concept of Anderson localization [1] was proposed, the quantum disordered system has attracted more and more attention from the academic community, and many landmark achievements have been obtained [2, 3]. When impurities are randomly added to a good conductor, Bloch state or extended state in the conductor will change into localized state with the increase of the average concentration of impurities. In clear physical language, for a three-dimensional tight-binding model with short-range hopping and random on-site potential, there exists a critical energy separating extended state and localized state, which is dubbed mobility edge [4]. Then, many rigorous mathematical methods were developed to quantitatively analyze Anderson localization phenomenon [5]. An example is to use the transfer matrix method to solve the Lyapunov exponent of one-dimensional Anderson model [6]. Its advantage is that the one-dimensional problem is more likely to be solved analytically.

The essence of this method is to write the recurrence relationship of the amplitude of lattice points in the form of matrix, then calculate the average exponential divergence rate between adjacent lattice points [7]. For intuitive explanation, Lyapunov exponent γ can be rewritten as the form of $\exp(-\gamma)$, the latter indicates the divergence degree between lattice points of wave function. In real space or position space, for an extended state, under the thermodynamic limit, the amplitude between its neighboring lattice points should be equal, so γ should be 0; whereas for a localized state, the amplitude between its neighboring lattice points should be exponential decay, so γ should be greater than 0. In this way, we can use the Lyapunov exponent to explicitly define the state, namely, the extended state corresponds to $\gamma = 0$, localized state corresponds to $\gamma > 0$.

However, in the quantum disordered system, there is a rare but important state, namely the critical state, which is rare because it generally only appears at the phase transition point [8], such as the eigenstate at the mobility edge. The critical state is neither an extended state nor a localized state, it is generally believed that this state has a self-similar structure [5]. In the language of multifractal theory [9], the mini-

mum scaling index of the extended state should tend to 1, that of the localized state should tend to 0, and that of the critical state should be between 0 and 1. However, the disadvantage of this method is obvious. Multifractal theory requires that the system should be numerically diagonalized firstly, then using numerically obtained eigenstates to calculate the minimum scaling index. We cannot predict the nature of the eigenstate without numerically obtained eigenstates. That is to say, multifractal theory does not predict, but confirms, the critical state.

The process of calculating the Lyapunov exponent does not need detailed information about the eigenstates, and can be directly solved by giving the Hamiltonian [10]. As long as we know the Lyapunov exponent of the system, we can predict the properties of the eigenstates. For the famous Aubry-André model [11], the Lyapunov exponent of which is $\gamma = \max\{0, \ln(V/2)\}$ in position space, $\gamma_m = \max\{0, \ln(2/V)\}$ in momentum space, V is the strength of quasiperiodic potential. We can accurately predict when $0 < V < 2$, $\gamma = 0$, the eigenstate in position space is extended; while $V > 2$, $\gamma > 0$, the eigenstate is localized. Subtly, when $V = 2$ (the phase transition point), the eigenstate is the critical state, and γ is also equal to 0. Consequently, the Lyapunov exponent cannot distinguish the extended state from the critical state, the predicted method is invalid.

To fill this academic hole, we give a criterion to predict the critical state of the system. Inspired by Aubry-André model, for extended state, we have $\gamma = 0$ and $\gamma_m > 0$; for localized state, we have $\gamma > 0$ and $\gamma_m = 0$. Significantly, $\gamma = \gamma_m = 0$ in both position and momentum space for critical state. This indicates that to explore the critical state, we need to calculate the Lyapunov exponent of the system in both position space and momentum space, and meet the condition of $\gamma = \gamma_m = 0$. If this condition is really a criterion, the following questions still exist: is this criterion universally applicable? Or is it applicable to the general critical state, not limited to that at the phase transition point? In this work, we introduce an exactly solvable model hosting critical states in a wide range of parameters, and accurately predict the scope of the existence of critical states through $\gamma = \gamma_m = 0$, hence demonstrate the

validity of the criterion.

Model and prediction. The difference equation of the model we consider is written as,

$$E\psi_n = \psi_{n+1} + \psi_{n-1} + Vi \tan(2\pi\alpha n + \theta)\psi_n, \quad (1)$$

where V is the complex potential strength, E is the eigenvalue of systems, and ψ_n is the amplitude of wave function at the n th lattice. We choose to unitize the nearest-neighbor hopping amplitude and a typical choice for irrational parameter is $\alpha = (\sqrt{5} - 1)/2$.

The Lyapunov exponent γ can be calculated by taking the product of the transfer matrix $T(\theta)$, namely multiplying the transfer matrix n times consecutively, correspondingly, we get $\gamma = \lim_{n \rightarrow \infty} \ln ||T_n(\theta)||/n$. Utilizing Avila's global theory [12], we can get the explicit expression of LE, see detailed calculation in Supplemental Material [13],

$$\gamma(E) = \max\left\{ \operatorname{arcosh} \frac{|E+V+2| + |E+V-2|}{4}, \operatorname{arcosh} \frac{|E-V+2| + |E-V-2|}{4} \right\}. \quad (2)$$

Firstly, we make $\gamma(E) = 0$, and obtain the corresponding eigenvalues $E \in [V-2, 2-V]$. Secondly, we make $\gamma(E) > 0$, and obtain E belongs to the region $E \in \{iy \mid y \in \mathbb{R}^*\}$ when $V \leq 2$, $E \in \{iy \mid y \in \mathbb{R}\}$ when $V > 2$. This means that when the eigenvalue is a pure imaginary number, its eigenstate is a localized state in the position space. while the eigenvalue belongs to $[V-2, 2-V]$, we have $\gamma = 0$, however, it cannot be concluded that the eigenstate is an extended state or a critical state.

In order to verify our proposed criteria, the next step is to calculate the Lyapunov exponent γ_m in momentum space. Firstly, we introduce the Fourier transformation,

$$f_k = \frac{1}{\sqrt{L}} \sum_{n=1}^L e^{i2\pi\alpha kn} \psi_n$$

thus the dual equation of Eq. (1) in momentum space is written as

$$f_{k+1} = \frac{-2 \cos[2\pi(k-1)\alpha] + V + E}{2 \cos[2\pi(k+1)\alpha] + V - E} f_{k-1}. \quad (3)$$

An explicit wave function solution can be written as

$$f_k \propto \begin{cases} 0, & k = 0, \pm 2, \pm 4 \dots, \\ 0, & k = 2j+1 < k_0, \\ 1, & k = 2j+1 = k_0, \\ \frac{g_k^{(1)}}{g_k^{(2)}} f_{k-2}, & k = 2j+1 > k_0, \end{cases}$$

By Sarnak's method [14], the localization properties can be derived by computing the Lyapunov exponent,

$$\gamma_m(E) = \lim_{k \rightarrow \infty} \frac{1}{k - k_0} \ln \left| \frac{f_k}{f_{k_0}} \right| = \int \ln g^{(1)} - \ln g^{(2)} d\theta, \quad (4)$$

where $g^{(1)} = |-2 \cos(2\pi\theta) + V + E|$, $g^{(2)} = |2 \cos(2\pi\theta) + V - E|$.

For eigenvalues that are pure imaginary numbers $E = iy$, we have the identity

$$\int \ln |-2 \cos(2\pi\theta) + V + iy| d\theta = \int \ln |2 \cos(2\pi\theta) + V - iy| d\theta,$$

hence, the Lyapunov exponent $\gamma_m = 0$. This indicates the associated state with $E = iy$ is extended state in momentum space, which is exactly corresponding to the localized state in position space.

For eigenvalues that are real numbers, we have

$$\int \ln |g^{(1)}| d\theta = \begin{cases} -\ln 2, & g^{(1)} = 0 \text{ for some } \theta, \\ \ln \left| \frac{|E+V| + \sqrt{(E+V)^2 - 4}}{4} \right|, & g^{(1)} \neq 0, \end{cases} \quad (5)$$

and

$$\int \ln |g^{(2)}| d\theta = \begin{cases} -\ln 2, & g^{(2)} = 0 \text{ for some } \theta, \\ \ln \left| \frac{|E-V| + \sqrt{(E-V)^2 - 4}}{4} \right|, & g^{(2)} \neq 0. \end{cases} \quad (6)$$

According to Eq. (5) and Eq. (6), when the eigenvalues $E \in [V-2, 2-V]$, we have the identity

$$\int \ln |g^{(1)}| d\theta = \int \ln |g^{(2)}| d\theta,$$

see detailed calculation in Supplemental Material [13]. Hence, when $V-2 \leq E \leq 2-V$, γ_m is also equal to 0, which is very similar to the result that the eigenvalues are pure imaginary numbers. The difference is that the latter have $\gamma > 0$ in position space and $\gamma_m = 0$ in momentum space; whereas the eigenstates with $E \in [V-2, 2-V]$ have $\gamma = \gamma_m = 0$.

Consequently, we can predict that different from the common models, that is, the critical state only exists at the phase transition point, for the model of Eq. (1), critical states exist in a wide range of the parameters $0 < V \leq 2$, due to $V-2 \leq E \leq 2-V$ indicating $0 < V \leq 2$. In this way, we realized the prediction of a specific system hosting a large number of critical states for the first time.

Numerical verification and Self-similarity. To support the analytical results given in the previous section, we perform numerical calculations and analyze the critical nature of the eigenstate. We numerically diagonalize the model Hamiltonian (1) in a large size, and get the eigenvalue and the associated wave function. To verify the critical state, we should illustrate the distinctive feature of the corresponding state, namely self-similarity.

Mathematically, a self-similar construction is exactly or approximately similar to a part of itself. Self-similarity is a typical property of the fractal [15, 16]. Many physical objects in nature, such as capillary distribution and leaf veins, are statistically self-similar: parts of them show the same statistical properties as the whole. Scale invariance is an exact form of self-similarity where at a certain amplitude there is a smaller

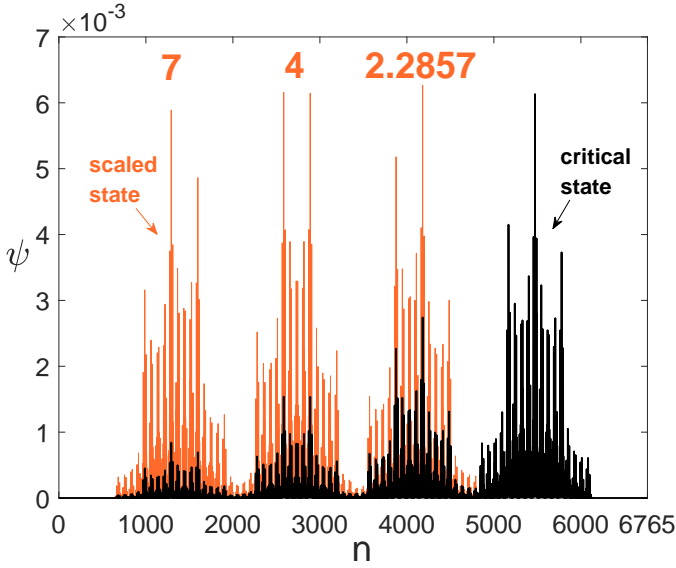


Figure 1. (Color online) The black curve represents wave function of $E = -1$ obtained from Eq. (1) with the parameter $V = 1$. The red curves represent three wave function peaks after magnifying. Starting with the smallest peak, the scaled multiples are 7, 4 and 2.2857 in turn. It clearly shows that the scaled three smaller peaks are very similar to the largest peak. The total number of sites is set to be $L = 6765$.

part that is similar to the closed larger part. For instance, after scaling transformation, a side of the Koch snowflake is scale-invariant, which can be continuously expanded by a certain multiple, whereas its shape looks unchanged. Scaling transformation refers to the contraction-expansion variations of a certain region of the space or the time. When the physical quantity of the system before and after the scaling transformation meets a certain magnification, the system has scale invariance [17, 18].

Hence, the critical state should display the scale variance as expected. As shown in Fig. 1, the black curve is the original eigenstate of the system, it has four wave-function peaks of different amplitudes. This state is not a localized state, but it does not look like an extended state, because the peaks of the extended state should be equal. When we magnify three smaller peaks by 7, 4 and 2.2857 times successively, namely the red curve, they become very similar to the largest peak. More importantly, we found that $7/4 \approx 4/2.2857 \approx 1.75$, which indicates that three smaller peaks can be expanded to the largest one by a certain multiple 1.75. This clearly shows that wave function of the system has scale invariance and is self-similar, hence this state is definitely a critical state. We also calculate the eigenstates corresponding to different energy levels and different sizes, and all numerical results are critical states as expected, see detailed calculation in Supplemental Material [13].

Related to conformal invariance. Although the invariance of Lyapunov exponent of critical state is a new perspective, it is meaningful to explore the essential theory of this invari-

ance, and we conjecture that it should be related to conformal invariance.

In mathematics, conformal transformation is a kind of mapping that keeps the local angle unchanged [19]. Such operations include translation, rotation and scaling transformation. The conformal transformation no longer considers the metric unchanged under the symmetry transformation, but only differs by one function before and after the transformation. This viewpoint is a very important theoretical tool for understanding and studying critical phenomena, and has a wide range of applications in statistical physics [20, 21].

Due to the divergence of correlation length, it is generally agreed that the system has the scale invariance at the critical point of phase transition. This makes many thermodynamic properties of the system independent of lattice constants and specific interaction details, and shows important universality. More essentially, conformal transformation is a generalization of scaling transformation, any theory with scale invariance has conformal invariance [22].

With regard to quantum disordered systems, critical states are the scale invariance of wave functions, which indicates that the invariance of Lyapunov exponent under Fourier transform has a closed relation with conformal invariance. This is likely to be a new application scenario of conformal invariance theory, which can describe the universal properties of quantum disordered systems near the critical point or within the critical interval. However, it is difficult to exactly explain the relation between the two. In future research, we will go deep into these two invariances.

Conclusion. In this work, we propose a criterion to predict and identify the existence of the critical state in a system, that is, the Lyapunov exponent of the eigenstate should be 0 in both position space and momentum space. To illustrate the universality of this criterion, we introduce an exactly solvable model, predict and then verify the existence of a large number of critical states and the occurring range of the potential strength. This demonstrates that the criterion is universally applicable, not limited to the critical state at the phase transition point. Our findings provide an explicit description of the characteristics of the critical state, and have a positive directional significance for exploring the critical state of unknown systems.

This work was supported by the Natural Science Foundation of Jiangsu Province (Grant No. BK20200737), NUPTSF (Grants No. NY220090 and No. NY220208), the Innovation Research Project of Jiangsu Province (Grant No. JSS-CBS20210521), and China Postdoctoral Science Foundation (Grant No. 2022M721693).

* t6tong@njupt.edu.cn

† xiaxu14@mails.ucas.ac.cn

[1] P. W. Anderson, Absence of diffusion in certain random lattices, Phys. Rev. **109**, 1492 (1958).

- [2] E. Abrahams, P. W. Anderson, D. C. Licciardello, and T. V. Ramakrishnan, Scaling theory of localization: Absence of quantum diffusion in two dimensions, *Phys. Rev. Lett.* **42**, 673 (1979).
- [3] L. Fleishman and D. C. Licciardello, Fluctuations and localization in one dimension, *J. Phys. C* **10**, L125 (1977).
- [4] N. Mott, The mobility edge since 1967, *J. Phys. C* **20**, 3075 (1987).
- [5] A. Lagendijk, B. van Tiggelen, and D. S. Wiersma, Fifty years of Anderson localization, *Phys. Today* **62**, 24 (2009).
- [6] T. Brandes and S. Kettemann, *The Anderson Transition and its Ramifications — Localisation, Quantum Interference, and Interactions*. (Springer, Berlin, 2003).
- [7] C. M. Soukoulis and E. N. Economou, Localization in One-Dimensional Lattices in the Presence of Incommensurate Potentials, *Phys. Rev. Lett.* **48**, 1043 (1982).
- [8] J. B. Sokoloff, Unusual band structure, wave functions and electrical conductance in crystals with incommensurate periodic potentials, *Phys. Rep.* **126**, 189 (1985).
- [9] H. Hiramoto and M. Kohmoto, Scaling analysis of quasiperiodic systems: Generalized Harper model, *Phys. Rev. B* **40**, 8225 (1989).
- [10] A. Avila, J. You, Q. Zhou, Sharp phase transitions for the almost Mathieu operator, *Duke. Math. J.* **14**, 166 (2017).
- [11] S. Aubry and G. André, Analyticity breaking and Anderson localization in incommensurate lattices, *Ann. Israel Phys. Soc.* **3**(133), 18 (1980).
- [12] A. Avila, Global theory of one-frequency Schrödinger operators, *Acta. Math.* **1**, 215, (2015).
- [13] See Supplemental Material for details of (i) Derivation of Lyapunov exponent γ in position space, (ii) Derivation of Lyapunov exponent γ_m in momentum space, (iii) More numerical verification.
- [14] P. Sarnak, Spectral behavior of quasi periodic potentials, *Commun. Math. Phys.* **84**, 377 (1982).
- [15] K. Amin, R. Nagarajan, R. Pandit, and A. Bid, Multifractal Conductance Fluctuations in High-Mobility Graphene in the Integer Quantum Hall Regime, *Phys. Rev. Lett.* **129**, 186802 (2022).
- [16] X. Deng, S. Ray, S. Sinha, G. V. Shlyapnikov, and L. Santos, One-Dimensional Quasicrystals with Power-Law Hopping, *Phys. Rev. Lett.* **123**, 025301 (2019).
- [17] H. Yao, A. Khoudli, L. Bresque, and L. Sanchez-Palencia, Critical Behavior and Fractality in Shallow One-Dimensional Quasiperiodic Potentials, *Phys. Rev. Lett.* **123**, 070405 (2019).
- [18] A. Wardak and P. Gong, Extended Anderson Criticality in Heavy-Tailed Neural Networks, *Phys. Rev. Lett.* **129**, 048103 (2022).
- [19] L. Boyle, M. Dickens, and F. Flicker, Conformal Quasicrystals and Holography, *Phys. Rev. X* **10**, 011009 (2020).
- [20] B. Delamotte, M. Tissier, and N. Wschebor, Scale invariance implies conformal invariance for the three-dimensional Ising model, *Phys. Rev. E* **93**, 012144 (2016).
- [21] J. Karcher, I. Gruzberg, and A. Mirlin, Generalized multifractality at metal-insulator transitions and in metallic phases of two-dimensional disordered systems, *Phys. Rev. B* **106**, 104202 (2022).
- [22] T. Fulton, F. Rohrlich, and L. Witten, Conformal Invariance in Physics, *Rev. Mod. Phys.* **34**, 442 (1962).

Supplementary Material

This Supplemental Material provides additional information for the main text. In Sec. S-1, we provide the details of calculating Lyapunov exponent in position space. In Sec. S-2, we provide the details of calculating Lyapunov exponent in momentum space. Finally, we give more numerical verification of critical state in Sec. S-3.

S-1. DERIVATION OF LYAPUNOV EXPONENT γ IN POSITION SPACE

The Lyapunov exponent γ can be calculated by taking the product of the transfer matrix $T(\theta)$, namely multiplying the transfer matrix n times consecutively, which is written as

$$T_n(\theta) = \prod_{l=0}^{n-1} T(2\pi\alpha l + \theta) = \prod_{l=0}^{n-1} \begin{pmatrix} E - Vi \tan(2\pi\alpha l + \theta) & -1 \\ 1 & 0 \end{pmatrix},$$

then the Lyapunov exponent is $\ln ||T_n(\theta)||/n$ as n tends to the infinite in the thermodynamic limit.

The method we use here to calculate the Lyapunov exponent is the complexified phase approach, specifically by continuing the imaginary part of the phase ϵ , we focus on the new Lyapunov exponent, that is

$$T_n(\theta + i\epsilon) = \prod_{l=0}^{n-1} T(2\pi\alpha l + \theta + i\epsilon),$$

correspondingly, we get $\gamma(\epsilon)$ is $\lim_{n \rightarrow \infty} \ln ||T_n(\theta + i\epsilon)||/n$.

Relying on Avila's global theory [1], if we can obtain the Lyapunov exponent $\gamma(\epsilon)$ when ϵ is sufficiently large, then we can trace back to the specific Lyapunov exponent $\gamma(0)$ when $\epsilon = 0$, namely the original Lyapunov exponent γ in position space.

Firstly, rewriting the transfer matrix

$$\begin{aligned} T(\theta) &= \begin{pmatrix} E - Vi \tan(2\pi\alpha l + \theta) & -1 \\ 1 & 0 \end{pmatrix} \\ &= \sec(2\pi\alpha l + \theta) B(\theta) \end{aligned} \quad (S1)$$

where

$$B(\theta) = \begin{pmatrix} E \cos(2\pi\alpha l + \theta) - Vi \sin(2\pi\alpha l + \theta) & -\cos(2\pi\alpha l + \theta) \\ \cos(2\pi\alpha l + \theta) & 0 \end{pmatrix} \quad (S2)$$

then, $\gamma(\epsilon)$ can be expressed as

$$\begin{aligned} \gamma_\epsilon(E) &= \lim_{n \rightarrow \infty} \ln ||T_n(\theta + i\epsilon)||/n \\ &= \lim_{n \rightarrow \infty} \frac{1}{n} \int \ln |B_n(\theta + i\epsilon)| d\theta + \int \ln |\sec(\theta + i\epsilon)| d\theta. \\ &= \gamma_\epsilon^B(E) + \ln(2) - 2\pi\epsilon, \end{aligned} \quad (S3)$$

where

$$\begin{aligned} \gamma_\epsilon^B(E) &= \lim_{n \rightarrow \infty} \frac{1}{n} \int \ln |B_n(\theta + i\epsilon)| d\theta, \\ B_n(\theta + i\epsilon) &= \prod_{l=0}^{n-1} B(2\pi\alpha l + \theta + i\epsilon). \end{aligned}$$

When ϵ tends to $+\infty$, a direct calculating result of $B(\theta + i\epsilon)$ is

$$B(\theta + i\epsilon) = -\frac{1}{2} e^{2\pi\epsilon} e^{i2\pi(\theta+\alpha)} \begin{pmatrix} E - V & -1 \\ 1 & 0 \end{pmatrix} + o(1). \quad (S4)$$

Thus we get $\gamma^{+B}_\epsilon(E) = 2\pi\epsilon + \ln \left| \frac{\sqrt{(E-V)^2 \pm 4}}{2} \right| - \ln(2) + o(1)$. As a function of ϵ , $\gamma_\epsilon^B(E)$ is a convex, piecewise linear function whose slope is an integer multiplied by 2π , hence it is concluded that when ϵ tends to infinity, we obtain $\gamma^{+B}_\epsilon(E) = 2\pi\epsilon + \ln \left| \frac{\sqrt{(E-V)^2 \pm 4}}{2} \right| - \ln(2)$. And according to the equation(S3), it leads that when ϵ is the very large positive number, $\gamma^+_\epsilon(E) = \gamma^{+B}_\epsilon(E) + \ln(2) - 2\pi\epsilon = \ln \left| \frac{\sqrt{(E-V)^2 \pm 4}}{2} \right|$.

When ϵ tends to $-\infty$, a direct calculating result of $B(\theta + i\epsilon)$ is

$$B(\theta + i\epsilon) = -\frac{1}{2} e^{2\pi\epsilon} e^{i2\pi(\theta+\alpha)} \begin{pmatrix} E+V & -1 \\ 1 & 0 \end{pmatrix} + o(1). \quad (S5)$$

Thus we get $\gamma^{-B}_\epsilon(E) = 2\pi\epsilon + \ln \left| \frac{\sqrt{(E+V)^2 \pm 4}}{2} \right| - \ln(2) + o(1)$. As a function of ϵ , $\gamma_\epsilon^B(E)$ is a convex, piecewise linear function whose slope is an integer multiplied by 2π , hence it is concluded that when ϵ tends to infinity, we obtain $\gamma^{-B}_\epsilon(E) = 2\pi\epsilon + \ln \left| \frac{\sqrt{(E+V)^2 \pm 4}}{2} \right| - \ln(2)$. And according to equation(S3), it leads that when ϵ is the very large negative number, $\gamma^-_\epsilon(E) = \gamma^{-B}_\epsilon(E) + \ln(2) - 2\pi\epsilon = \ln \left| \frac{\sqrt{(E+V)^2 \pm 4}}{2} \right|$.

Since γ_ϵ is a convex function in two semilinear $(0, +\infty)$ and $(-\infty, 0)$, it is linear in the cross section and the slope is an integer multiplied by the 2π integer, Lyapunov exponent is

$$\gamma_\epsilon(E) = \begin{cases} \gamma_\epsilon^+(E) & \epsilon > 0, \\ \gamma_\epsilon^+(E) + 2\epsilon & \frac{\gamma_\epsilon^-(E) - \gamma_\epsilon^+(E)}{2} < \epsilon < 0, \\ \gamma_\epsilon^-(E) & \epsilon < \frac{\gamma_\epsilon^-(E) - \gamma_\epsilon^+(E)}{2}, \end{cases}$$

the relationship between the left and right limit conditions is $\gamma_\epsilon^+(E) > \gamma_\epsilon^-(E)$ for any given value of ϵ .

Similarly, if the large and small relationship between the left and right limits is $\gamma_\epsilon^+(E) < \gamma_\epsilon^-(E)$, the Lyapunov exponent is

$$\text{then } \gamma_\epsilon(E) = \begin{cases} \gamma_\epsilon^-(E) & \epsilon < 0, \\ \gamma_\epsilon^-(E) - 2\epsilon & 0 < \epsilon < \frac{\gamma_\epsilon^-(E) - \gamma_\epsilon^+(E)}{2}, \\ \gamma_\epsilon^+(E) & \epsilon > \frac{\gamma_\epsilon^-(E) - \gamma_\epsilon^+(E)}{2}. \end{cases}$$

Summarizing the above conclusions, the Lyapunov exponent in position space is $\gamma = \max\{\gamma_\epsilon^+(E), \gamma_\epsilon^-(E)\}$, which is

$$\gamma(E) = \max \left\{ \text{arcosh} \frac{|E+V+2|+|E+V-2|}{4}, \text{arcosh} \frac{|E-V+2|+|E-V-2|}{4} \right\}. \quad (S6)$$

S-2. DERIVATION OF LYAPUNOV EXPONENT γ_m IN MOMENTUM SPACE

Under Fourier transform in the main text, Hamiltonian of the system in momentum space has been obtained, and it has given the expression of Lyapunov exponent as

$$\gamma_m(E) = \lim_{k \rightarrow \infty} \frac{1}{k - k_0} \ln \left| \frac{f_k}{f_{k_0}} \right| = \int \ln g^{(1)} - \ln g^{(2)} d\theta,$$

where $g^{(1)} = |-2 \cos(2\pi\theta) + V + E|$, $g^{(2)} = |2 \cos(2\pi\theta) + V - E|$.

First, we give the details of obtaining this expression. Relying on Jensen's formula [2], our calculation supposes that f is an analytic function, a_1, a_2, \dots, a_n are the zeros of f in the interior of the unit disc of the complex plane, and $f(0) \neq 0$. Then, we have the following equality

$$\ln |f(0)| = \sum_{k=1}^n \ln(|a_k|) + \frac{1}{2\pi} \int_0^{2\pi} \ln |f(e^{i\theta})| d\theta. \quad (S7)$$

Hence the first term of γ_m can be written as

$$\begin{aligned}
\int_0^1 \ln g^{(1)} d\theta &= \int_0^1 \ln |-2 \cos(2\pi\theta) + V + E| d\theta \\
&= \int_0^1 \ln |-e^{i2\pi\theta} - e^{-i2\pi\theta} + V + E| d\theta \\
&= \frac{1}{2\pi} \int_0^{2\pi} \ln |e^{i2\theta} + 1 - (V + E)e^{i\theta}| d\theta.
\end{aligned} \tag{S8}$$

Applying Jensen's formula [2], we only need to focus on the roots of the equation (let $x = e^\theta$) in the unit disc.

$$x^2 + 1 - (V + E)x = 0.$$

After some mathematical calculations, we obtain

$$\begin{cases} \text{when } |V + E| < 2, \int_0^1 \ln g^{(1)} d\theta = 0, \\ \text{when } |V + E| > 2, \int_0^1 \ln g^{(1)} d\theta = \ln \frac{|E+V| + \sqrt{(E+V)^2 - 4}}{2}. \end{cases} \tag{S9}$$

Under the similar process, with regard to the second term of γ_m , we also obtain

$$\begin{cases} \text{when } |V - E| < 2, \int_0^1 \ln g^{(2)} d\theta = 0, \\ \text{when } |V - E| > 2, \int_0^1 \ln g^{(2)} d\theta = \ln \frac{|E-V| + \sqrt{(E-V)^2 - 4}}{2}. \end{cases} \tag{S10}$$

Interesting, when both $|V + E| < 2$ and $|V - E| < 2$ hold, we have

$$\gamma_m(E) = \int \ln g^{(1)} - \ln g^{(2)} d\theta = 0. \tag{S11}$$

When both $|V + E| < 2$ and $|V - E| > 2$ hold, then

$$\gamma_m(E) = \int \ln g^{(1)} - \ln g^{(2)} d\theta = 0 - \ln \frac{|E - V| + \sqrt{(E - V)^2 - 4}}{2} < 0. \tag{S12}$$

When both $|V + E| > 2$ and $|V - E| < 2$ hold, then

$$\gamma_m(E) = \int \ln g^{(1)} - \ln g^{(2)} d\theta = \ln \frac{|E + V| + \sqrt{(E + V)^2 - 4}}{2} - 0 > 0. \tag{S13}$$

When both $|V + E| > 2$ and $|V - E| > 2$ hold, then

$$\gamma_m(E) = \int \ln g^{(1)} - \ln g^{(2)} d\theta = \ln \frac{|E + V| + \sqrt{(E + V)^2 - 4}}{2} - \ln \frac{|E - V| + \sqrt{(E - V)^2 - 4}}{2} \neq 0. \tag{S14}$$

To sum up the above calculations, only when both $|V + E| < 2$ and $|V - E| < 2$ hold, namely the eigenvalues $E \in [V - 2, 2 - V]$, γ_m is equal to 0.

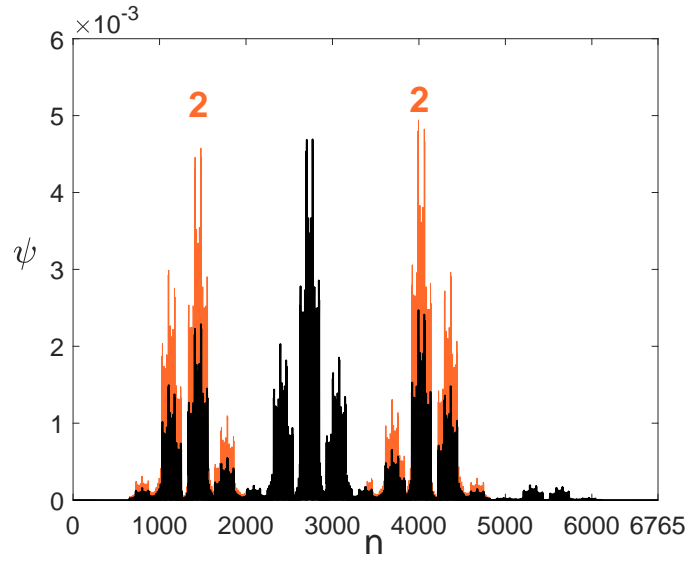


Figure S1. (Color online) The black curve represents wave function of $E = 0.5$ with the parameter $V = 1$. The red curves represent three wave function peaks after magnifying. It clearly shows that the scaled two smaller peaks are very similar to the largest peak after twice magnification. The total number of sites is set to be $L = 6765$.

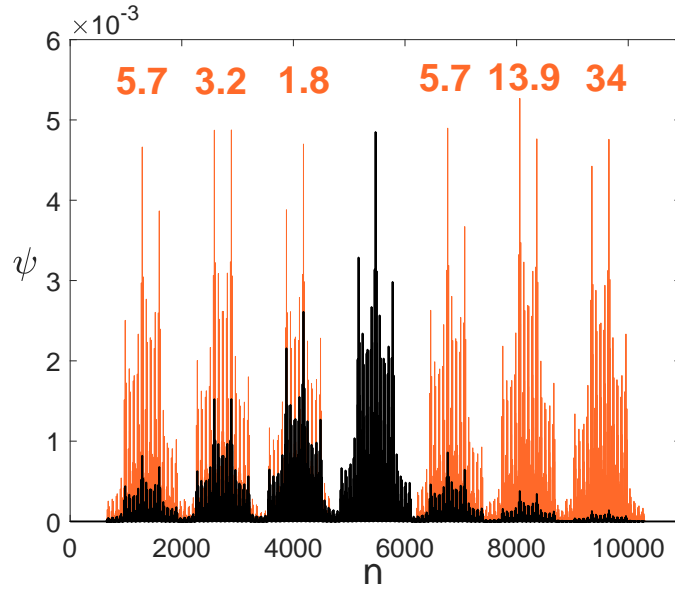


Figure S2. (Color online) The black curve represents wave function of $E = -1$ with the parameter $V = 1$. The red curves represent three wave function peaks after magnifying. The scaled multiples of three left small peaks are 5.7, 3.2 and 1.8 in turn; the scaled multiples of three right small peaks are 5.7, 13.9 and 34 in turn. The total number of sites is set to be $L = 10946$.

S-3. MORE NUMERICAL VERIFICATION

In this section, we provide more numerical validation to strengthen the credibility of our theoretical prediction. We have calculated the wave functions of different energy levels at the same size, and the same energy level at different sizes. The numerical results are as expected, and the corresponding eigenstates display self-similarity. As shown in Fig. S1 and Fig. S2, it clearly illustrates that the scaled smaller peaks are very similar to the largest peak. More interesting, in Fig. S2, three left small peaks satisfy the scale invariance with a certain multiple $5.7/3.2 \approx 3.2/1.8 \approx 1.78$; whereas three right small peaks satisfy the scale invariance with a certain multiple $13.9/5.7 \approx 34/13.9 \approx 2.44$. The different scaling factors indicate that there is more than one fractal structure in the wave function, which exactly corresponds to the multifractal theory in the introduction.

* t6tong@njupt.edu.cn

† xiaxu14@mailsucas.ac.cn

[1] A. Avila, Global theory of one-frequency Schrödinger operators, *Acta. Math.* **1**, 215, (2015).

[2] J. Jensen, Sur un nouvel et important théorème de la théorie des fonctions, *Acta Mathematica* **1**, 22, (1899).