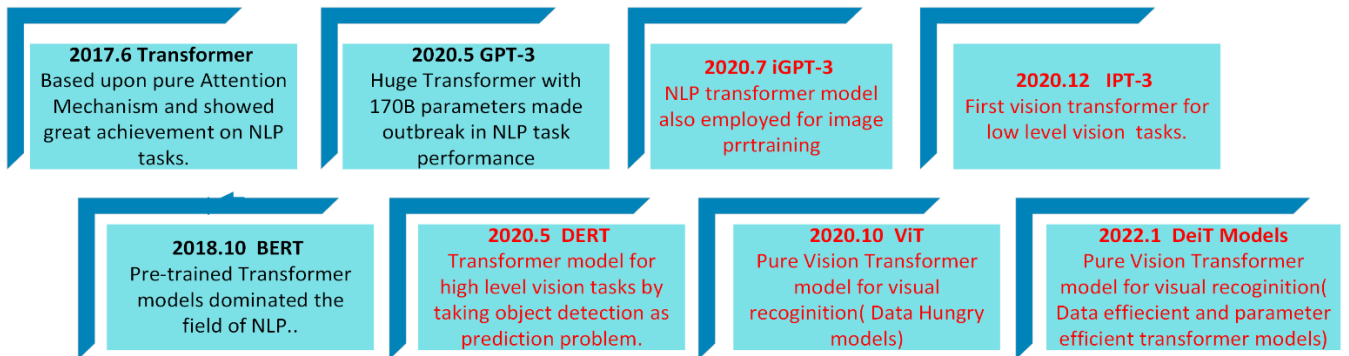


# Knowledge Distillation in Vision Transformers: A Critical Review

Gousia Habib, Tausifa Jan Saleem, Brejesh Lall  
Department of Electrical Engineering, Indian Institute of Technology Delhi, India  
gousiya.cstaff@iitd.ac.in, tausifa.cstaff@iitd.ac.in, Brejesh.lall@iitd.ac.in



Transformer Milestones with red marked as Vision Transformers and others NLP.

**Abstract:** In Natural Language Processing (NLP), Transformers have already revolutionized the field by utilizing an attention-based encoder-decoder model. Recently, some pioneering works have employed Transformer-like architectures in Computer Vision (CV) and they have reported outstanding performance of these architectures in tasks such as image classification, object detection, and semantic segmentation. Vision Transformers (ViTs) have demonstrated impressive performance improvements over Convolutional Neural Networks (CNNs) due to their competitive modelling capabilities. However, these architectures demand massive computational resources which makes these models difficult to be deployed in the resource-constrained applications. Many solutions have been developed to combat this issue, such as compressive transformers and compression functions such as dilated convolution, min-max pooling, 1D convolution, etc. Model compression has recently attracted considerable research attention as a potential remedy. A number of model compression methods have been proposed in the literature such as weight quantization, weight multiplexing, pruning and Knowledge Distillation (KD). However, techniques like weight quantization, pruning and weight multiplexing typically involve complex pipelines for performing the compression. KD has been found to be a simple and much effective model compression technique that allows a relatively simple model to perform tasks almost as accurately as a complex model. This paper discusses various approaches based upon KD for effective compression of ViT models. The paper elucidates the role played by KD in reducing the computational and memory requirements of these models. The paper also presents the various challenges faced by ViTs that are yet to be resolved.

**Keywords:** Computer Vision, Vision Transformers, NLP, Flops, Knowledge distillation, Manifold KD.

## 1) Introduction

Deep neural networks (DNNs) are an integral part of today's artificial intelligence systems (AI). Different types of networks have been associated with different types of tasks. For instance, Classical neural networks, such as multi-layer perception (MLP) and fully connected (FC), use multiple linear layers with nonlinear activation stacked together. The convolutional neural networks (CNNs) employ convolutional layers and pooling layers to process shift-invariant data such as images. Similarly, recurrent neural networks (RNNs) use recurrent cells to process sequential or time series data. Transformers are new types of neural networks. It relies mainly on the self-

attention mechanism to extract intrinsic features and is highly promising for use in artificial intelligence. Transformer model architectures have gained immense attention in recent years thanks to their effectiveness across a wide range of domains, including language and vision. Transformers, for example, are a key component of today's deep learning stacks in natural language processing. Transformer models variants and the recent surge in research and practice may make it difficult for researchers and practitioners to keep up with the pace of innovation. In just the last six months, nearly a dozen new memory efficient lightweight-focused models have been proposed. In light of this, it is quite timely and beneficial for the community to survey the existing literature. One of the key characteristics of Transformer models is their self-attention mechanism. The whole mechanism can be interpreted as graph like inductive bias interconnecting all tokens in a sequential manner through relevance-based pooling. Self-attention is well known for its quadratic time and memory complexity, which hinders model scalability in a variety of settings. Recently, this problem has been addressed by an overwhelming number of model variants. Our term for this class of models will be “efficient Transformers.

Different approaches can be taken to interpret a model's efficiency. The model's memory footprint might be of importance when the accelerator on which it runs has limited memory. It is also important to consider computational costs, such as FLOPs, when analysing the efficiency of a system, both when training and making inferences. It is often necessary to operate models within a very constrained computational budget for on-device applications. In this survey, we discuss both the memory and computational efficiency of Transformers. The performance of such models when applied Knowledge Distillation (KD) as a compression technique is particularly, we are interested in. The entire paper is divided into three main sections; the first part presents a generic framework and introduction to the ViTs. The second part discusses the major challenges faced by ViTs in the CV field. Finally, the paper concludes with a comparative analysis of various compression methods implemented for ViTs to make them resource-efficient in terms of computational and memory requirements.

## **2) Overview of Vision Transformers (ViT)**

Transformers are dominant sequence transduction models and include encoder and decoder neural networks based on recurrent or convolutional neural networks. In addition, the best models incorporate an attention mechanism to connect the encoder and decoder. With attention mechanisms, dependencies can be modelled without considering their distance from the inputs and outputs of a task. In computing a representation, self-attention, also known as intra-attention, is used to relate different positions of an individual sequence. Various tasks have been successfully accomplished with self-attention, including comprehending reading, abstract summarizing, encoding text, and learning task-independent sentence representations. In the Transformer, inputs and outputs are represented exclusively through self-attention without relying on sequence-aligned RNNs or convolutions.

Recurrent neural networks (RNN) can analyse prior inputs to forecast the potential word that will come next. However, as a story gets longer, it becomes more challenging to understand the context because of RNN's curse of the limited window of reference, which leads to the Vanishing Gradient problem. While gated recurrence units (GRUs) and long-short recurrence units (LSTMs) can still achieve longer-term memory, they are not as effective as RNNs. In addition, RNNs take a long time to train and do not take advantage of modern graphics processing units (GPUs) designed for parallel computation. However, training LSTMs is even slower. On the other hand, the attention mechanism has an infinite window to reference from, allowing it to consider the story's context. Due to their parallel processing capabilities, Transformers are faster regarding Training. Transformers are revolutionizing natural language processing models (NLP). As a result of these amazing models, multiple NLP records are being broken, and state-of-the-art is being pushed forward.

The Transformer utilizes self-attention exclusively to compute representations of its inputs and outputs without using sequence-aligned RNNs or convolutions. Vanilla Transformer is a great model for overcoming the shortcomings of RNN models, but it still has two flaws Limited Context Dependency and Context Fragmentation [1]. Transformer XL is an extension of the Transformer (it is extra-long). This Transformer extends the vanilla Transformer with a recurrence mechanism and relative positional encoding. For Transformer-XL, rather than computing the hidden state for each segment from scratch, it uses the hidden state from previously learned segments. In addition to solving the issues introduced in the vanilla transformer model, the model also overcomes the problem of long-term dependency. Keeping all these hidden states increases the computation and storage costs associated with attending each time step which is one of the major drawbacks of these revolutionary NLP models.

The simplicity and generalizability of transformer models have not made them a defacto standard in the NLP domain only. But transformers are also becoming popular in computer vision. Vision models based on Generative Adversarial Learning (GAN) models have been highly successful. But These models are usually built for highly specialized tasks. These models must be rebuilt or retrained whenever new tasks are introduced. In light of this, general-purpose learning models are becoming increasingly popular. Vision Transformer (ViT) is one example of such a model. Transformers originated from Natural Language Processing (NLP) applications [1], which aim to understand the text and draw meaningful conclusions. ViT is the application of Transformer in the image domain with only a few implementation modifications to accommodate the different data types. In particular, ViTs use different methods for tokenization and embedding. Despite this, the generic architecture remains the same. The input image is divided into image patches called visual tokens or tokens. With the encoded vector, the position of a patch in the image is embedded and fed into the transformer encoder network, which is essentially the same one that processes text input.

The generic methodology of the vision transformers is given in figure 1: ViTs apply to nearly all aspects of vision because of their generic nature. A few examples of this are image classification [2], image-to-text/text-to-image generation [3], visual reasoning [4], association learning [5], and multi-modal learning [6]. Compared to state-of-the-art Convolutional Neural Networks (CNNs), the ViTs exhibit better performance over multiple benchmarks because of their competitive modelling capabilities. ViTs outperform the CNNs while requiring fewer computational resources for pretraining. When trained on enough data, ViT can surpass the performance of a similar state-of-the-art CNN using 4x fewer computational resources. Unlike CNN, self-attention in ViT enables the global embedding of information across the entire image. The model also learns how to encode the relative location of image patches to reconstruct the image's structure from training data. Vision transformer models are influenced by hyperparameters such as the optimizer, the network depth, and the parameters specific to the dataset.

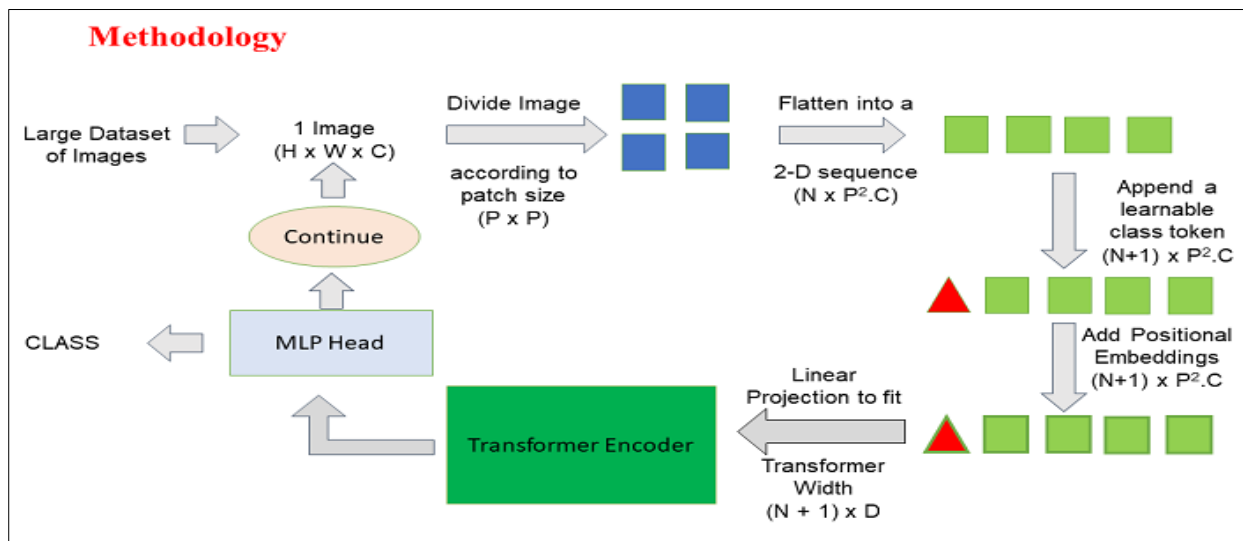


Figure 1. Generic working illustration of ViT

## 2.1) Open Research Challenges

The major challenges by ViT are summarized in the following proceeding subsections as:

### i) Positional Encoding

The Transformer model is permutation equivariant. Position and segment embeddings are usually added to provide order and type information about the input tokens. Several works have explored how positions can be included in Transformers [6],[7],[8]. Relative position encodings are noted as being superior to absolute position encodings in many of [6],[7], and [8] studies. However, it is unclear what causes this difference. The authors in the paper [9] showed that Transformers with absolute position encodings are universal approximators of all sequence-to-sequence functions. This [9] demonstrates that absolute position encodings can capture positional information. Therefore, why do relative position encodings perform better than absolute position encodings? Therefore, the benefits and drawbacks of different position encoding methods need to be systematically studied and understood. It was hypothesized in [10] that the cross-correlation between word and position embeddings during attention

computation might result in poor performance from absolute position encodings. Although cross terms are present in some relative position encoding methods [11],[12], these methods perform better than the other position encoding schemes. Various techniques are available for positional encoding. Simple example is given as:

$$PE_{(ps,j)} = \begin{cases} \sin(ps \cdot w_k) & \text{if } j=2k \\ \cos(ps \cdot w_k) & \text{if } j=2k+1 \end{cases} \quad (1)$$

$$\text{where, } w_k = \left( \frac{1}{1000} \right)^{\frac{2k}{l}}, k=1, 2, \dots, \frac{l}{2} \quad (2)$$

ps and l are the position and the length of the vector, respectively, and j is the index of each element within vector. Furthermore, a 2D interpolation complements pre-trained positional encoding to keep the patches in the same order even when the feeding images have arbitrary resolutions.

## ii) Weaker Inductive Bias

While ViTs are excellent replacements for CNNs, one constraint that makes their application rather challenging is the requirement for large datasets. ViTs lack inductive biases inherent in CNNs, such as translation equivariance, which makes their generalization ability poor when trained on insufficient data. In the case of larger datasets, the situation changes such as Google Inhouse Large (JFT-300) containing 14M-300M images. The latter makes ViTs highly reliable on advanced data augmentation techniques such as RandAug [13], Cut-Mix [14], Mix-up [15] etc. It has been found that CNNs can learn even if there is a relatively small amount of data, mainly due to their intrinsic inductive biases. In other words, inductive biases help the models learn faster and generalize better. Although convolutional architectures remain dominant in CV [16-18], there is still increased interest in their exploration and application.

In the wake of NLP success, several researchers conjugated and married CNNs with a self-attention mechanism [19,20]. In some research works, such as [21,22], authors replaced convolutions entirely with the self-attention mechanism. Despite their theoretical efficiency, these models must be successfully scaled on modern hardware accelerators, which leads to a suboptimal solution. Therefore, classic ResNetlike architectures are still the gold standard in large-scale image recognition [23,24]. Alexey Dosovitskiy et al. [25] stated that although Transformers are a defacto standard in NLP, their application remains limited in vision tasks. In this paper, authors applied a standard Transformer architecture directly to images while minimizing modifications. They split an image into patches and then provided the linear embeddings of these patches as inputs to the Transformer. These patches acted as tokens, similar to the tokens in NLP. They trained the model in a supervised manner on image classification tasks using medium-sized datasets such as ImageNet [26], Cifar-100[27] and VTAB [28].

The models achieved a reasonable accuracy, although a few percentages points below ResNets. Authors observed that Training on large datasets trumps inductive bias. The authors concluded that ViTs could achieve excellent results when pre-trained on upstream tasks before being transferred to a downstream task. In multiple image recognition benchmarks, ViTs perform similarly to the state-of-the-art or even beat it in some situations when pre-trained on large ImageNet-21k and JFT-300M datasets. Specifically, the best model achieves 88.55% accuracy on ImageNet, 90.72% on ImageNet-Real, 94.55% on CIFAR-100, and 77.63% on VTAB. The proposed model in the paper [19] is similar to the model given by Cordonnier et al. [29], in which the patches of small size  $2 \times 2$  is extracted from an input image, and the full self-attention mechanism is applied for the classification task.

In contrast to the model proposed by Cordonnier et al. [29], Alexey Dosovitskiy et al. [25] demonstrated that large-scale pretraining could make ViTs competitive with (or even better than) state-of-the-art CNNs. Cordonnier et al. [29] used a small patch size of  $2 \times 2$  pixels, making their model apply only to small-resolution images.

In contrast, Alexey Dosovitskiy [25] used the patch size of  $14 \times 14$  and  $16 \times 16$  and, hence, could handle the medium-resolution images. Chen et al. [30] proposed the image GPT (iGPT) model. In this method, Transformers are applied to the pixels in an image after the resolution and color space of the image have been reduced, rather than using the patches directly. The model was trained as an unsupervised generative model and then probed linearly to achieve a maximum classification accuracy of 72% on ImageNet. Alexey Dosovitskiy et al. [25] faced a major challenge while finetuning the proposed model for high-resolution images. To overcome the challenge, instead of using pre-trained prediction heads, they added  $D \times K$  zero-initialized feedforward layers (K indicates how many classes are in the downstream task, and D indicates how deep the model is).

Touvron et al. [31] and Kolesnikov et al. [32] suggested that it is more advantageous to finetune at a higher resolution than to pretrain the model from scratch. They observed that feeding the inputs of higher resolution to the proposed model (keeping the patch size the same) leads to larger effective sequence lengths. Although, ViTs support sequences up to arbitrary length (within memory constraints), pre-trained embeddings may no longer be useful in this case. As a result, Touvron et al. [31] and Kolesnikov et al. [32] performed 2D interpolation using the original image location of the pre-trained position embeddings. As far as the ViTs are concerned, manual bias injection only occurs during resolution adjustment and patch extraction. The architecture proposed by Alexey Dosovitskiy et al. [25] is given in figure 2:

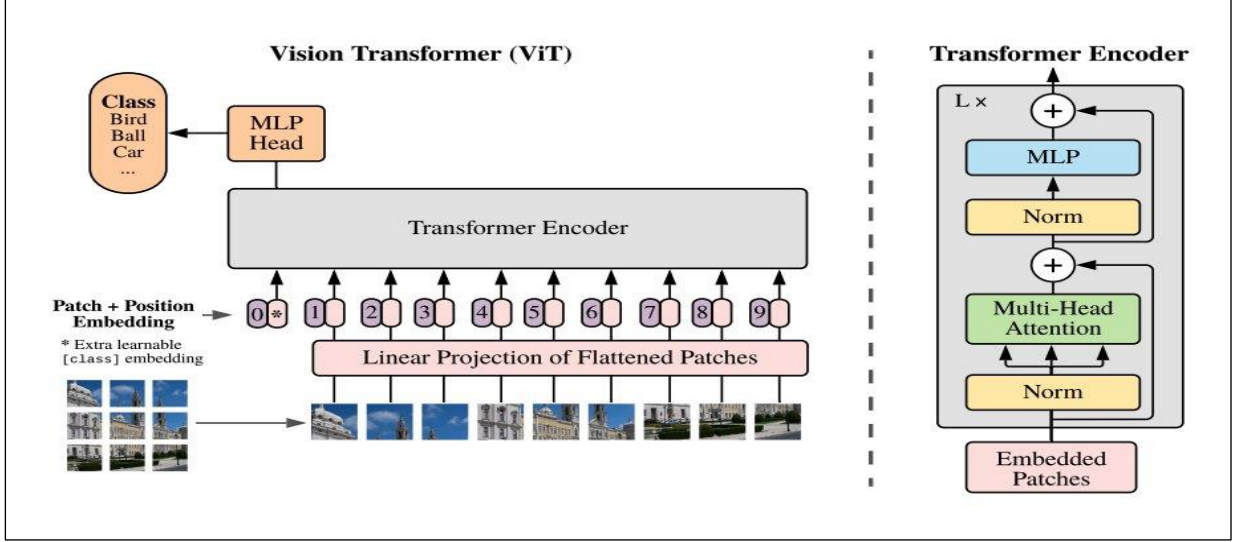


Figure 2. The generic architecture of ViT

### iii) Quadratic Complexity of Attention Mechanism

As with NLP transformers, ViT scales dot-product attention in a similar manner as the general attention mechanism. In order to compute a scaled dot product attention for each query,  $q$ , the scaled dot-product attention first computes a dot product with all the keys,  $k$ . This is followed by a softmax function which divides each result by the number of keys,  $\sqrt{d_k}$ . In this way, the weights used to scale the values are obtained,  $v$ . This allows scaled dot-product attention to be applied efficiently to the entire pool of queries at once. Following are the inputs to the attention function:  $Q$ ,  $K$ , and  $V$ .

$$\text{Self - Attention}(Q, K, V) = \text{Softmax}\left(\frac{QK^T}{\sqrt{d_k}}\right) \quad (3)$$

With multi-head attention, query, key, and value projections are linearly projected  $h$  times, using different learned projections each time. This  $h$  projections are then applied simultaneously with the single attention mechanism, resulting in  $h$  outputs that are then combined and projected again to produce a final result. Multi-head attention models are capable of simultaneously attending to information from multiple representation subspaces. In the case of a single attention head, averaging prevents this from happening. The general equation for the MHSA is given as:

$$\left. \begin{aligned} \text{MHSA}(Q, K, V) &= \text{Concat}(\text{head}_1, L, \text{head}_h) W^O \\ \text{where } \text{head} &= \text{Attention}(QW_i^Q, KW_i^K, VW_i^V) \end{aligned} \right\} \quad (4)$$

Parameter matrices as  $W_i^Q \in \mathbb{R}^{d_{\text{model}} \times d_k}$ ,  $W_i^K \in \mathbb{R}^{d_{\text{model}} \times d_k}$  and  $W_i^V \in \mathbb{R}^{d_{\text{model}} \times d_v}$  are actually the linear projections of  $Q$ ,  $K$  and  $V$  with  $W^O \in \mathbb{R}^{h d_v \times d_{\text{model}}}$  is the initial trainable matrix jointly trained with model. The attention mechanism of ViT has quadratic complexity requiring  $O(n^2)$  memory and compute capability, which



makes these models possess billions of parameters and are, therefore, both resource-intensive and computationally complex. Demanding huge resources makes these models difficult to deploy on the resource constraint devices with strict latency requirements, which requires immediate research attention and motivates us to review the techniques for effective compression of the transformers without compromising the performance. The paper's main aim is to explore the recent techniques for the compression of ViTs. In this study, memory efficiency is not the primary objective, but a balance between computational efficiency, simplicity, and memory requirements is sought. As far as I am aware, this is the first paper assembling all the recent works related to ViT compression using Knowledge distillation approaches.

### 3) Preliminaries: KD

Many solutions have been developed to combat the issues, such as compressive transformers and implementing compression functions such as dilated convolution, min-max pooling 1D convolution, etc. Model compression has recently attracted considerable research attention as a potential remedy. Large NLP models can be fitted on resource-constrained devices using extreme compression methods, particularly ultra-low bit precision (binary/ternary) quantization [33]. Innovative compression pipelines typically involve multiple stages of costly knowledge distillation along with several hyperparameter tunings for such aggressive compression schemes. In addition, they rarely focus on smaller transformer models that have already been heavily compressed by knowledge distillation and need a systematic study to support their conclusions. As a result of Knowledge Distillation, a smaller model (known as the student) can be trained using the outputs (from various intermediate functional components) of a larger model (known as the teacher). There are times when information is provided through an intermediary model (commonly known as a teaching assistant) [34],[35]. A knowledge distillation consists of three major components: knowledge, distilling algorithm, and teacher-student architecture. Framework for knowledge-sharing between teachers and students. The framework for knowledge-sharing between teachers and students is given in figure.1, which gives an overview of the knowledge distillation process and its relationship with the adjacent sections. The illustration of all the segments can be best understood from figure 3 given as:

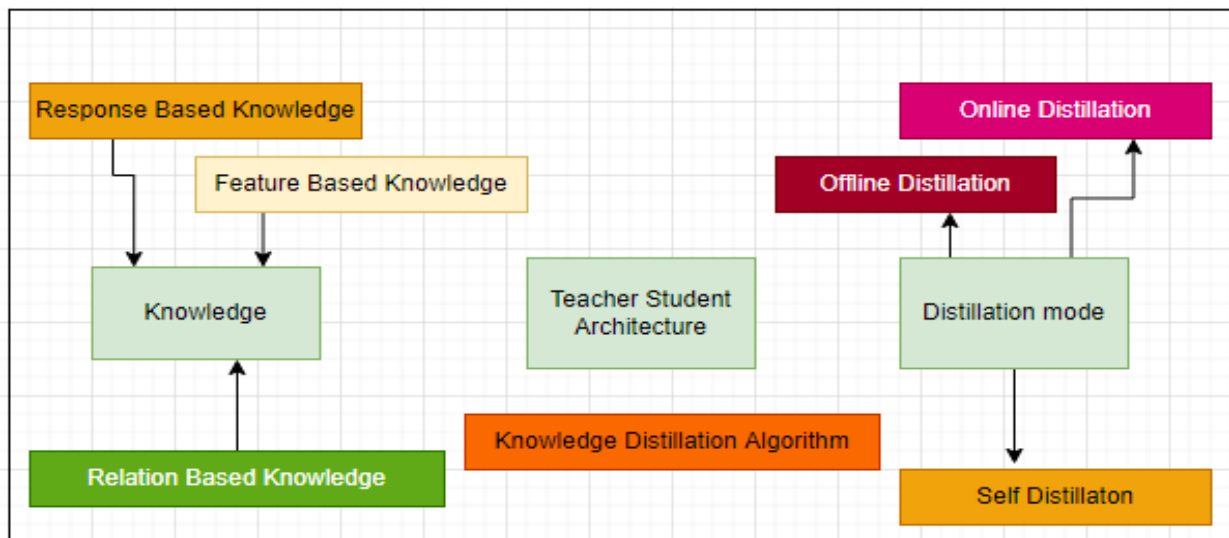


Figure.3 Universal Knowledge Distillation frame.

It is inferred from the above discussion that ViTs need better generalization when the amount of data used in training is insufficient. Enormous training images must be used to achieve excellent performance. Therefore, a data-efficient transformer solution is urgently needed. Training on small datasets with ViT increases dependence on regularization or data augmentation techniques. If trained on massive datasets, ViTs can achieve competitive performance despite lacking intrinsic properties of convolutions. However, due to the stacking of self-attention modules on multiple heads, ViTs remain prohibitively expensive. ViT compression has only recently come into existence, and the prior works mainly focus on a few aspects, in contrast to the extensive literature and remarkable success of CNN compression.

This paper contains more than eighty research papers exploring the research works about ViT compression. Among the most popular methods for ViT compression to reduce the computational cost is Knowledge Distillation (KD) [36], which enables effective transfer of dark knowledge between a large teacher model and a smaller student network. According to Gou et al. [37], there are three types of knowledge to be distilled (see Figure. 3 a-c): response-based knowledge [38], [39], [40], feature-based knowledge [41],[42], and relation-based knowledge [43], [44], [45]. Response-based and feature-based knowledge distillation uses the output from one specific layer of the teacher model (the last or intermediate layer, respectively). Still, relation-based distillation uses the output from more than one layer simultaneously. There is a predominant focus on CNN-to-CNN transfer in these paradigms [38], [39], [41]. Still, they need to sufficiently cover KD from transformer-specific intermediate blocks, such as patch embeddings, resulting in less satisfactory results. Given the high computational costs of ViTs and the extensive pretraining they require, the question arises: could lightweight models be created using different KD methods?

To answer this question or to achieve our goal, we discussed various solutions that help us to distil the knowledge from the heavy teacher model to the lightweight student model under various distillation schemes. While lighter than the teacher model, the student model has the same expressive power as the teacher model with significantly fewer parameters. KD in computer vision is divided into three main categories according to Guo et al. [37] response-based knowledge, relation-based knowledge and feature-based knowledge distillation method. The representation of the different types of knowledge distillation methods is given in [37] figure 4:

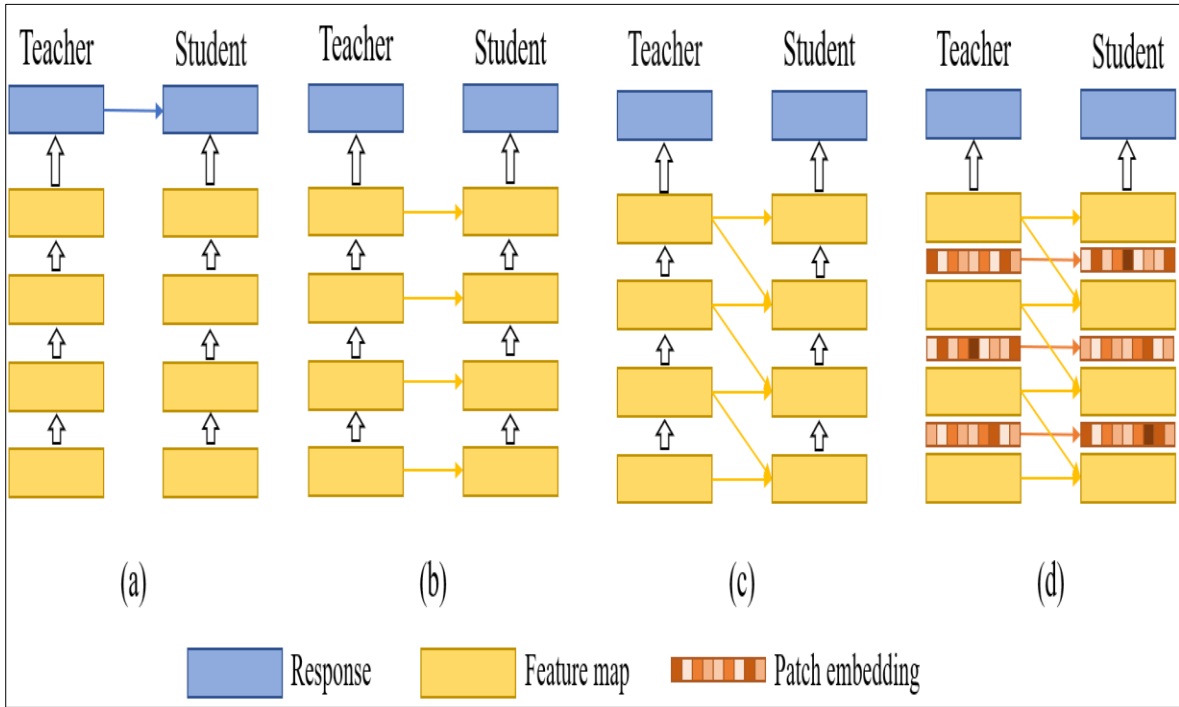


Figure. 4: (a)-(c)Response based KD, Feature-based KD, and Relation-based KD (d) patch embedding KD.

The various important loss functions used for distilling the dark knowledge from larger teacher network to lighter student network is given as in 3.1 section:

### 3.1) Loss functions and theoretically Investigating the role of temperature $\mathcal{U}$ softening hyperparameter

**Kullback-Leibler divergence (KL Divergence):** An explanation of how probability distributions differ from one another. Using Bayesian theory, we want to estimate some true distribution  $P(X)$  using an approximate distribution  $Q(X)$ . A KL divergence is calculated as the difference between an approximate distribution  $Q$  and a true

distribution  $P$ . In mathematics, consider two probability distributions on some space  $X$ ,  $P$  and  $Q$ . KL Divergence from  $Q$  to  $P$  can be written as  $D_{kl}(P||Q)$

$$D_{kl}(P||Q) = E_x : P \left[ \log \frac{P(X)}{Q(X)} \right] \quad (5)$$

We would like to point out a few immediate observations about this definition. KL Divergence is not symmetrical i, e  $D_{kl}(P||Q) \neq D_{kl}(Q||P)$ . Therefore, it cannot be considered a distance metric. KL Divergence takes values in the interval defined as  $[0, \infty)$  in case when  $P$  and  $Q$  are same distributions. For finiteness of KL Divergence, it is essential for the support of  $P$  needs to be contained in the support of  $Q$ .

For a network  $F$ , the  $j$ -th value of the softened probability vector with a temperature scaling hyperparameter  $\nu$  is

given by  $p_j^F(\nu) = \frac{\exp(w_j^F/\nu)}{\sum_j \exp(w_j^F/\nu)}$ , where  $w_j^F$  is the  $j$ -th value of the logit vector  $w^F$  for a sample  $y$ , than for

the student network the loss function  $\Lambda$  is convex combination of cross-entropy loss  $\Lambda_{ce}$  Kullback Lieber divergence loss  $\Lambda_{kl}$  that is

$$\Lambda = \lambda_1 \Lambda_{ce}(p^s(1), y) + \lambda_2 \Lambda_{kl}(p^s(\nu), p^t(\nu)) \quad (6) \quad \text{with } \lambda_1 + \lambda_2 = 1$$

Where,

$$\Lambda_{ce}(p^s(1), y) = \sum_j -y_j \log p_j^s(1)$$

$$\Lambda_{kl}(p^s(\nu), p^t(\nu)) = \nu^2 \sum_j p_j^t(\nu) \log \left( \frac{p_j^t(\nu)}{p_j^s(\nu)} \right)$$

Note that here  $s$  represents the student network,  $t$  represents the teacher network,  $y$  indicates one-hot label vector of a sample  $x$  and  $\lambda_1, \lambda_2$  are the parameters.

In [91] it was shown for a given single sample  $x$ , the gradient of  $\Lambda_{kl}$  with respect to  $w_j^s$  is given by

$$\frac{\partial \Lambda_{kl}}{\partial w_j^s} = \nu (p_j^s(\nu) - p_j^t(\nu)) \quad (7)$$

**Mean Square Error (MSE):** For large value of  $\nu \rightarrow \infty$ , the term  $w_j^s/\nu$  becomes quite small, hence  $\exp(w_j^F/\nu) \approx 1 + w_j^F/\nu$ , so the gradient can be written as

$$\frac{\partial \Lambda_{kl}}{\partial w_j^s} = \nu \left( \frac{1 + w_j^s/\nu}{K + \sum_j w_j^s/\nu} - \frac{1 + w_j^t/\nu}{K + \sum_j w_j^t/\nu} \right) \quad (8)$$

Assuming zero-mean teacher and student logit, that is  $\sum_j w_j^s = 0$  and  $\sum_j w_j^t = 0$  than  $\frac{\partial \Lambda_{kl}}{\partial w_j^s} = \frac{1}{K} (w_j^s - w_j^t)$ .

This implies that minimizing  $\Lambda_{kl}$  is equivalent to minimizing the mean squared error  $\Lambda_{mse}$ , that is,  $\|w^s - w^t\|_2^2$ , under a sufficiently large value temperature when  $\nu$  tends to infinity and the zero-mean logit assumption for both the teacher and the student.



**Cosine Similarity Loss:** The cosine similarity loss between two vectors is defined mathematically as the product of the Euclidean norm or magnitude of each vector divided by its dot product. Where Similarity is given as:

$$\text{cosine similarity} = \cos(\theta) = \frac{x \cdot y}{\|x\| \|y\|} \quad (9)$$

**Cross-Entropy Loss:** Calculates how closely the predicted value is to the actual value using cross-entropy. Mathematically the loss term is given as:

$$\text{loss}(a,b) = - \sum a \log b \quad (10)$$

#### 4) Different KD approaches for effective ViT compression

This section discusses the various solutions for aggressive compression of ViTs using different knowledge distillation approaches. Knowledge Distillation (KD) effectively improves the performance of lightweight student networks because teachers can directly impart domain knowledge to students. A large model when pre-trained on large size datasets is often found to achieve better results than a small model, as small models are susceptible to saturation (or underfitting) when their data scale is increased [46]. A heavy, powerful model can serve as a teacher for small models by distilling large-scale pretraining data. In the meantime, the distilled small models can be easily applied to downstream tasks since they have learned much about generalizing from both the large and large-scale pretraining datasets. The following presents some of the solutions proposed in the literature to deploy ViTs in resource-constrained environments using the KD approach.

##### 4.1) Target aware Transformer

One of the novel solutions proposed by the authors [46] stated that in most previous studies, representational features are regressed from the teacher to the student as a one-to-one spatial match. However, because of the architectural differences, researchers need to pay more attention to this. A spatial location can have different semantic information depending on its location. As a result, the one-to-one distillation approach is undermined greatly. The authors in [46] accomplished this by proposing a novel one-to-all spatial matching knowledge distillation method through Target aware Transformer (TaT). A TaT allows every pixel of the teacher feature to be transformed into all spatial locations of the student feature, given its similarity. In their proposed method, the teacher's features were distilled into all student features using a parametric correlation, i.e., the distillation loss is a weighted summation of all student features. Using a transformer structure, they reconstructed each student feature component and aligned it with the target teacher feature. As a result, the proposed method was named TaT. One of the critical challenges faced by the proposed method was that it was likely to become intractable in the case of large feature maps since it calculated correlations between feature spatial locations. To overcome this, the authors extended the pipeline in a hierarchical two-step manner given as:

- 1) The feature maps were split into several patches, and within each patch, distillation was performed one-to-all rather than using correlation across all spatial locations.
  - 2) They averaged the features within a patch into a single vector to distil the knowledge.
- For feature alignment, TaT was used to transform the teacher, and student model features into similar feature spaces.

**Knowledge distillation approach:** Patch group distillation and Anchor point distillation with the Kull back divergence (KLD) loss function.

An illustration of the proposed methodology [46] is given in figure 5 and figure 6.

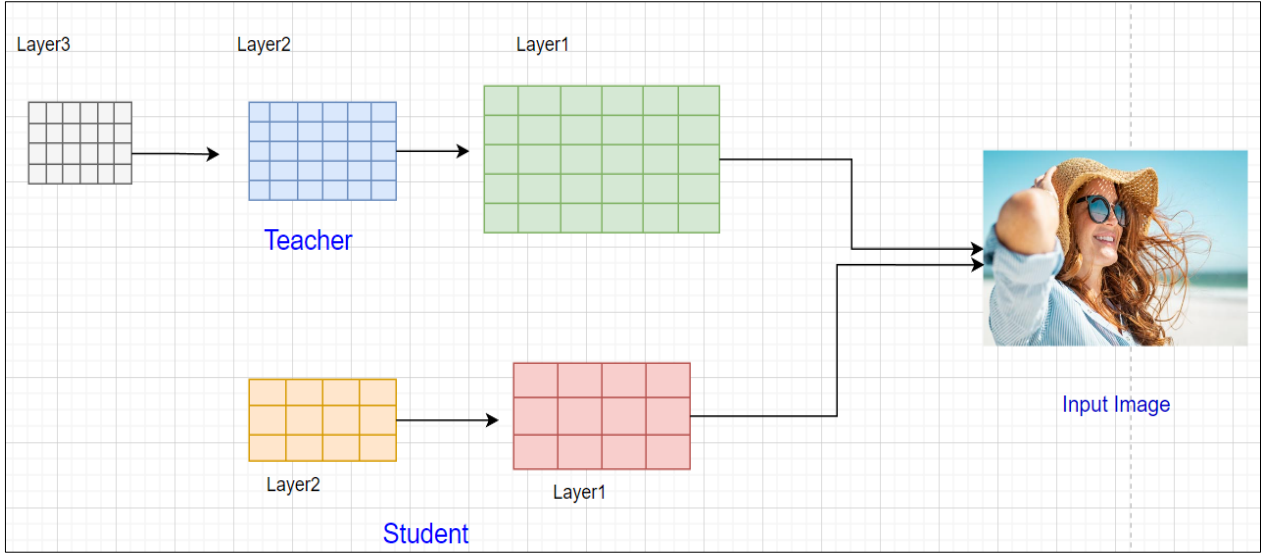


Figure 5 a) Compression of receptive fields

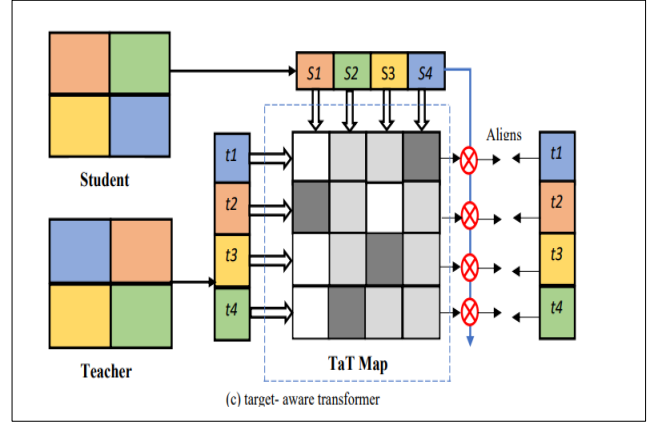
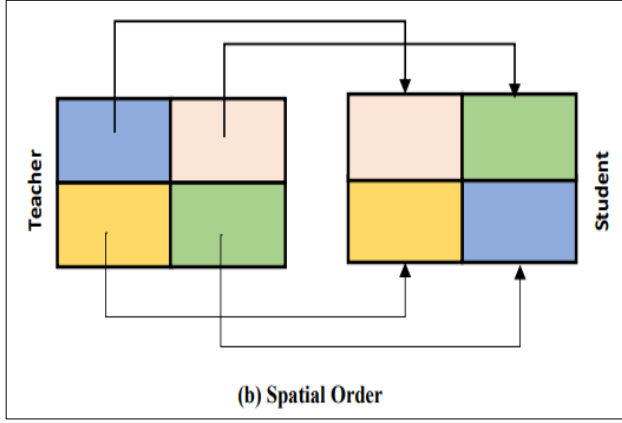


Figure 5. b) Illustration of semantic mismatch spatial order c) target aware Transformer.

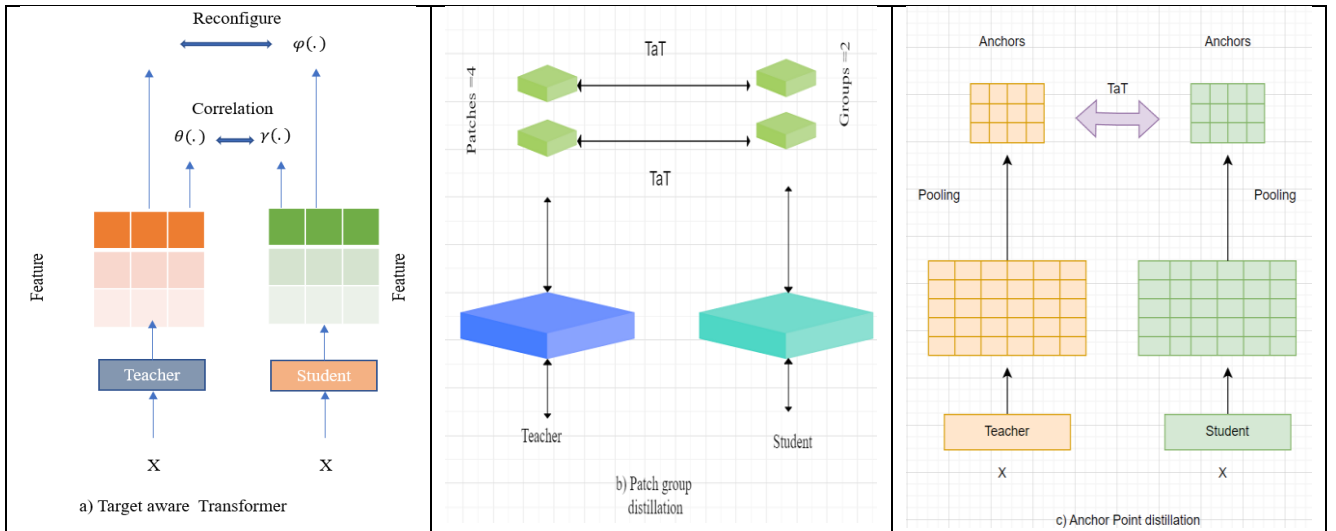


Figure 6. Proposed Framework a) **The Target-aware Transformer** is based on the teacher and student features. To minimize the L2 loss with the teacher feature, the transformation map Corr. is computed and applied to the student feature b) **The patch-group distillation** in order to distill, slices of student and teacher features need to be arranged into groups. Adding patches to groups incorporates spatial correlation between the patches beyond patches itself.s(c) **Anchor-point Distillation** using average pooling, Authors [46] extracted the anchor within a local area of the given feature map, forming a smaller feature map. Distillation was performed on the anchor-point features generated.

### Key observations

- A student transformer can acquire more information by acquiring information from the intermediate layers in addition to logits.
- In [46], distillation was applied to the last layer of the backbone network, i.e, from the logits of the network.
- Some works have explored multi-layer distillation, so it would be interesting to see how effective it is when multiple layers are involved.

### 4.2) Fine-Grain Manifold Distillation Method

Another novel solution was given by the group of authors Zhiwei Hao [47], targeted learning via Fine-Grained Manifold Distillation. In manifold learning, dimensionality is reduced nonlinearly. It constructed low-dimensional features by learning a smooth manifold embedded in the original feature space. KD has recently introduced the concept of manifold learning. Through these methods [47], students learn how to preserve relationships among samples taught by their teachers. These primary attempts are coarse and can be further improved since patches instead of images are the basic input elements for ViTs. The proposed method decouples a manifold relation map into three parts using the orthogonal decomposition of matrices. There are three parts to the relation map, an intra-image relationship map, an inter-image relationship map, and a randomly sampled relationship map. For example, in the paper [47], a manifold relation map is calculated across each group of patches containing the same colour, as shown in figure 7.

**Knowledge distillation approach:** Manifold distillation loss (MD Loss) is used, which is a combination of intra-image patch level distillation loss +inter image patch level distillation losses+random sampled patch level manifold distillation loss together with original Knowledge distillation loss function. Manifold distillation loss is computed to map the teacher and student model features. Figure 7 illustrates the image level and patch level manifold as follows:

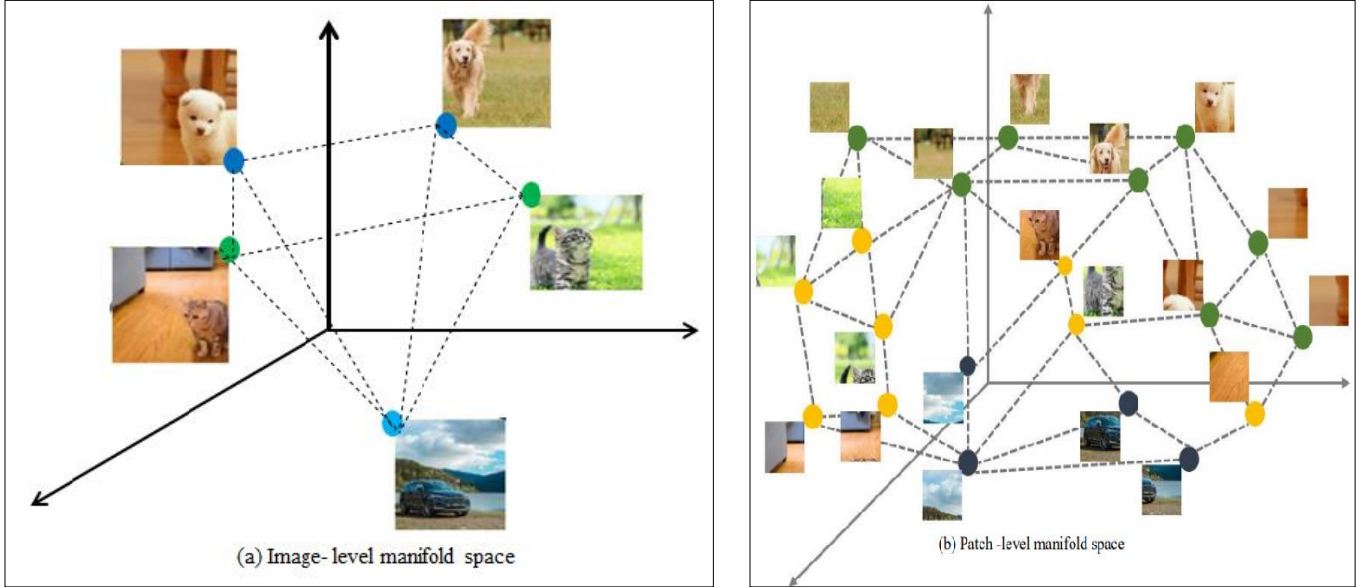


Figure 7. Comparison between (a) image-level and (b) patch-level manifold spaces. Knowledge transfer is facilitated by patch-level manifold spaces containing fine-grained information.

The general architecture of the proposed method for manifold distillation is given in figure 8:

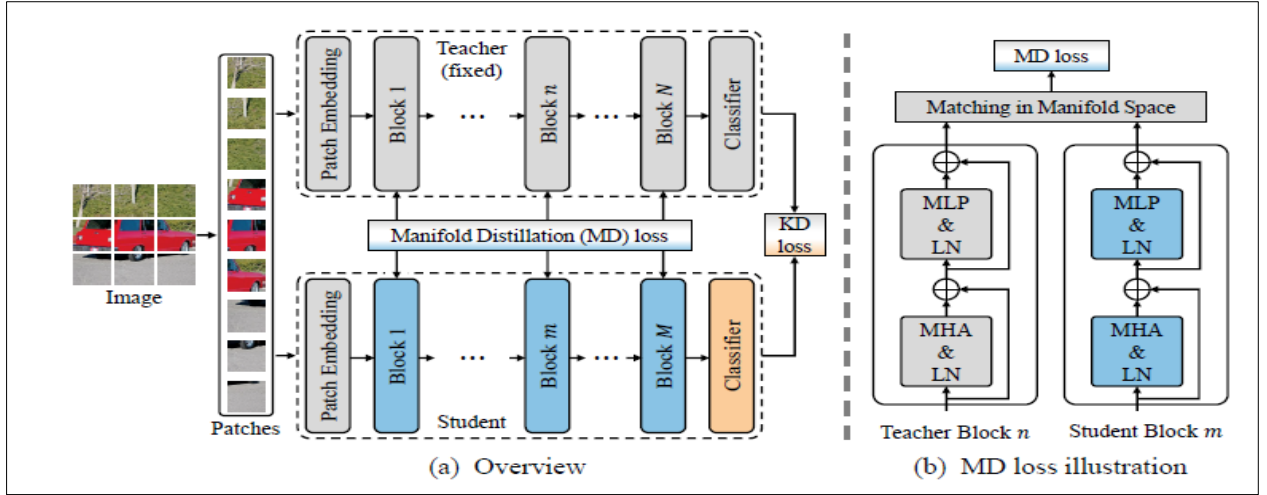


Figure 8. This method involves the fine-grained distillation of manifolds. a). As a method of transferring knowledge from one teacher to another, the manifold distillation loss is used in conjunction with the original KD loss) The manifold distillation loss is computed by matching feature relationships between each pair of selected teacher-student layers in manifold space.

#### Key observations:

- A manifold space mapping student and teacher features are used, and the mapping loss is decoupled into three terms to reduce computational complexity.
- Decoupling significantly reduces computation and memory space, but the computing and storing overhead is too high if the patch size is too small.
- The patch number  $N$  in the Swin transform is 3136 for an input size of  $224 \times 224$ . Using such a large patch number significantly increases the computational complexity and memory space requirement of the intra-image manifold loss  $\text{Lintra}$ .

#### 4.3) Cross Inductive Bias Distillation (Coadvice)

Sucheng et al. [48] proposed another novel solution named Cross Inductive Bias Distillation (Coadvice). The authors in the paper [48] stated that teacher accuracy is not the dominant factor in student accuracy, but inductive teacher bias is. Co-advising the student transformer can be done well with a lightweight teacher with a different architectural inductive bias providing outstanding results. As a result, teachers with different inductive biases possess diverse knowledge despite being trained on the same dataset, and models with different inductive biases tend to focus on diverse patterns. During distillation, the student gained a more accurate and comprehensive understanding of the data and compounds because of distilled diverse knowledge by the multi-teacher network. A token inductive bias alignment was also proposed to align the inductive bias of the token with its target teacher model. Proposed vision transformers (CiT) in [48] outperformed all existing ViTs using only lightweight teachers with cross-inductive bias distillation methods.

##### Key observation points

- According to the study, teachers' intrinsic inductive bias matters more than their teacher accuracy.
- CNN and INNs have inductive biases, which lead to complementary patterns, whereas vision transformers with fewer inductive biases can inherit information from both architectures.
- Students who are given multiple teachers with different inductive biases are more likely to learn a variety of knowledge when those teachers have different inductive biases.
- Knowledge distillation makes student transformers perform similarly to various inductive bias teachers compared to introducing inductive bias into the Transformer.
- A cross-inductive bias vision transformer (CiT) was developed in this study that outperformed all existing vision transformers of the same architecture. The super lightweight teachers used in this study had only 20% and 50% of the DeiT-Ti and DeiT-S parameters, respectively.

**Knowledge distillation approach:** Convolution +involution inductive bias knowledge distillation approach.

**Loss function:** Kull back divergence loss function + Cross entropy loss function. The overall architecture of the proposed method is best illustrated by the figure 9 given:

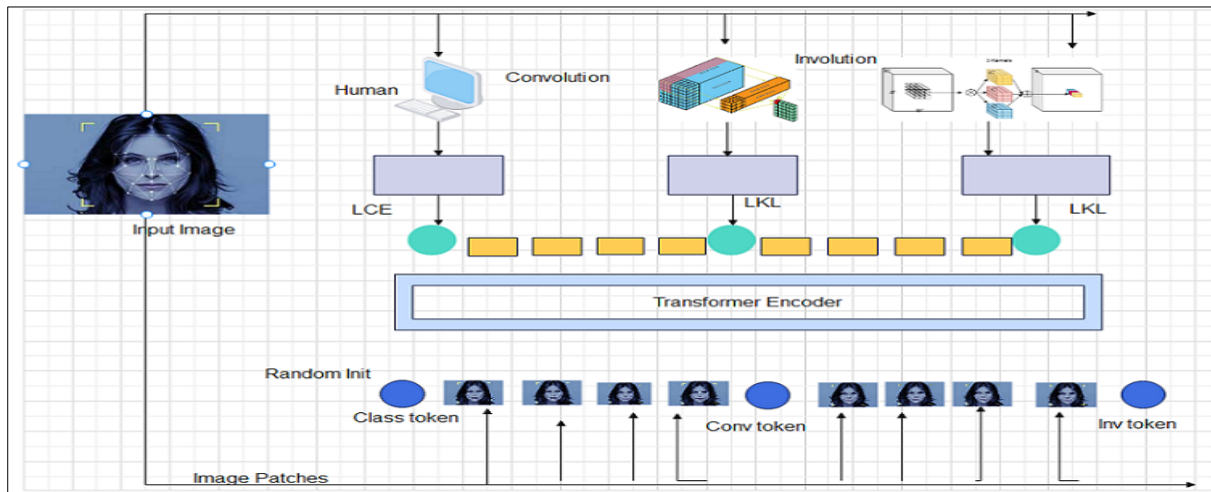


Figure 9. Cross Inductive bias knowledge distillation framework. a) Taking an image as input, the human, convolution, and involution models will give three similar but slightly different distributions to describe the class of images. Compared to the ViT model, the CiT model has two additional tokens (i.e., convo and into tokens) from the convolution and involution teacher.

#### 4.4) Tiny-ViT

Kan Wu et al. [49] proposed a different solution known as Tiny-ViT compared to the previously mentioned methods focused most of the time on finetuning distillation. They observed that small pre-trained models could benefit from knowledge transferred from large to small pre-trained models using massive pretraining data. In particular, the authors employed distillation during pretraining to transfer knowledge. It is possible to save memory and computation overhead by sparsifying and storing logits in advance for large teacher models. A large pre-trained model with computation and parameter constraints is automatically scaled down to produce tiny student transformers. Extensive experiments have demonstrated the effectiveness of TinyViT. It achieved top-1 Accuracy of 84.8% using only 21M parameters, comparable to Swin-B without using as many parameters as Swin-B. TinyViT also achieved 86.5% accuracy with increased image resolutions, slightly exceeding Swin-L's Accuracy with only 11% parameters.

The proposed work in the paper [49] focused on pretraining distillation, making small models more capable of learning from larger models and transferring those skills to downstream tasks.

The critical challenge of pretraining distillation methods is that huge computing resources are wasted in passing training data through large teacher models instead of training a small target group. The distillation method is inefficient and expensive. A large-scale teacher may also consume a large amount of GPU memory, slowing training speeds for target students.

The authors proposed a framework [49] that allows fast pretraining distillation to solve this problem. Teachers' predictions and data augmentations are stored in advance by the authors. As a result, Training simplifies the distillation procedure by reusing stored information, so the large teacher model does not require as much memory and computation. Authors were required only to recover the augmentation information and teacher prediction from stored files and optimize the cross-entropy objective function for student model distillation.

#### Key observations

- Because authors only used the soft labels generated by teacher models for Training, the proposed framework is label-free, i.e., without the need for ground-truth labels.
- Therefore, it can utilize a wide range of off-the-shelf web data without labels for large-scale pretraining.
- In practice, such a strategy is feasible since soft labels carry enough discriminative information for classification, including category relations, and are accurate enough to be used.
- However, distillation with ground truth would result in slight performance degradation.



**Knowledge distillation approach:** Distillation from stored sparse soft logits and pre-stored data augmentation information.

**KD loss function: Cross entropy loss function:** Generic architecture of the proposed method is given in figure 10 as follows:

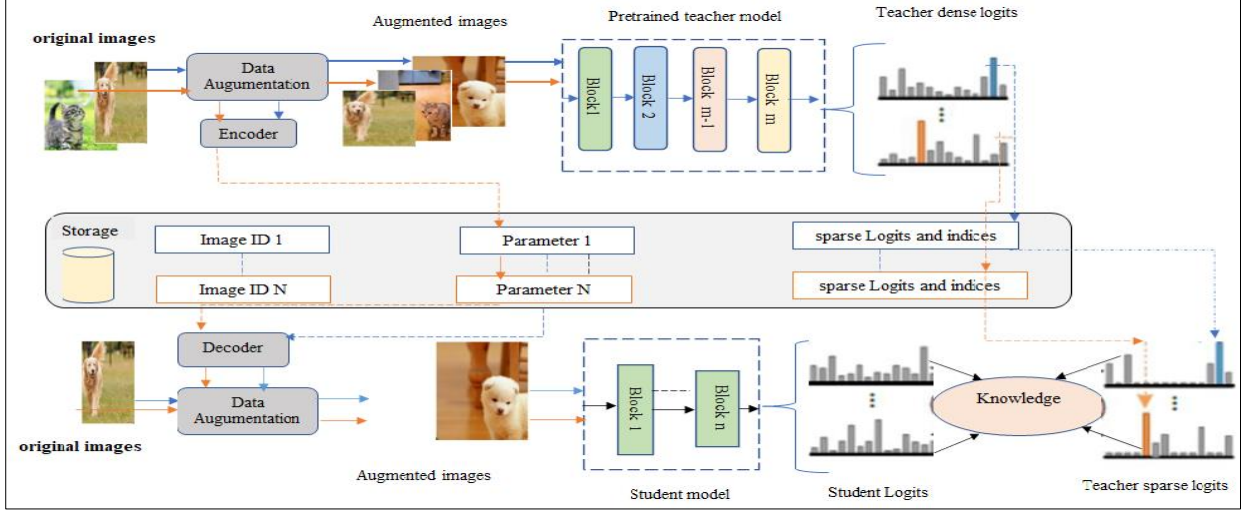


Figure 10. Pretraining distillation framework for fast Training **Top:** branches for saving teacher logits are shown at the top. Sparsified teacher logits and encoded data augmentation are saved. **Middle:** A disk is used to store information in the middle. **Bottom:** The branch for training students is at the bottom. The decoder distilled the teacher logits into student outputs by reconstructing the data augmentation. It should be noted that each branch runs independently and asynchronously.

#### 4.5) Attention Probe-based Distillation Method

The author Jiahao Wang [50] suggested a novel solution known as the Attention-Probe based upon the consideration when the true distribution of data is not available due to ethical and legacy issues. Due to higher computational requirements, ViTs are incompatible with resource-constrained devices. Compressing them using the original training data might be possible, but privacy and transmission issues may prevent that. Many unlabelled data in the wild offered an alternative paradigm for compressing convolutional neural networks (CNNs). However, a similar paradigm for ViTs remains an open question due to the significant differences between CNNs and ViTs in model structure and computation mechanism. This paper aimed to compress ViTs using two stages of unlabelled data collected in the wild. The first step was to design a tool to select valuable data from the wild, an Attention Probe. The second step used the selected data to train a lightweight student transformer using a probe knowledge distillation algorithm, which maximized the similarity between the heavy teacher and lightweight student models in terms of both outputs and intermediate features. The attention probe is illustrated by the figure 11 given:

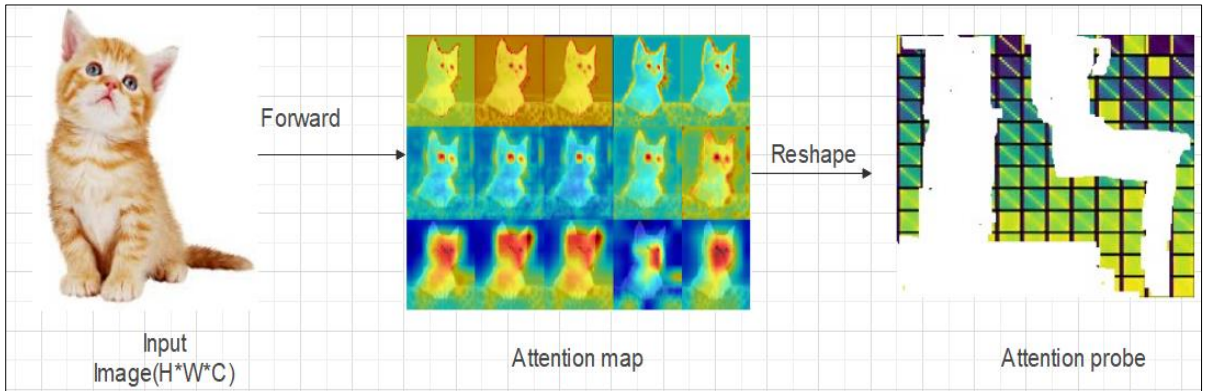


Figure 11. Attention probe calculation paradigm



Experiments on several benchmarks showed that the student transformer obtained by the proposed method was comparable to the baseline based on the original training data. The attention probe is defined as:

**Attention probe:** Our attention probe is a special section of the attention map based on random input  $x^U$  from the wild data.

$$P(X^U) = \Psi(A(X^U)[0; N+1]) \quad \dots\dots\dots(5)$$

Where  $P \in R^{H \times W}$ ,  $N = HW/P^2 = H \times W$ ,  $p$  is patch size, and  $\Psi$  the reshape operation converts  $R(1 \times N)$  to  $R(H \times W)$ . As a result of the self-attention mechanism, the forward propagation of the image first obtains the attention map, and then the last  $N$  elements of the first row are extracted and reshaped. Using the attention probe, they determined how much attention the model's [class] token pays to the other  $N$  patches. This way, it collected data from a large volume of unlabelled wild data.

From this study [50], it is straightforward to understand how the attention value works. The recognition capacity for data near the original data distribution is improved with a teacher transformer trained on the original data. To perform the recognition task, the [class] token of the teacher determined which area of the input image should be emphasized. Therefore, the variance of values in an attention probe is often large and much lower than the variance in a uniform matrix SN. Conversely, the pretrained teacher's variance is lower and closer to SN when the sampled data come from the original distribution. Due to this limitation, many out-of-distribution jamming data cannot be collected.

**Knowledge distillation approach:** Probe distillation + Knowledge distillation.

**KD loss function:** Probe distillation function for distilling intermediate features and cross-entropy.

The generic architecture of the proposed methodology is given in figure 12 as:

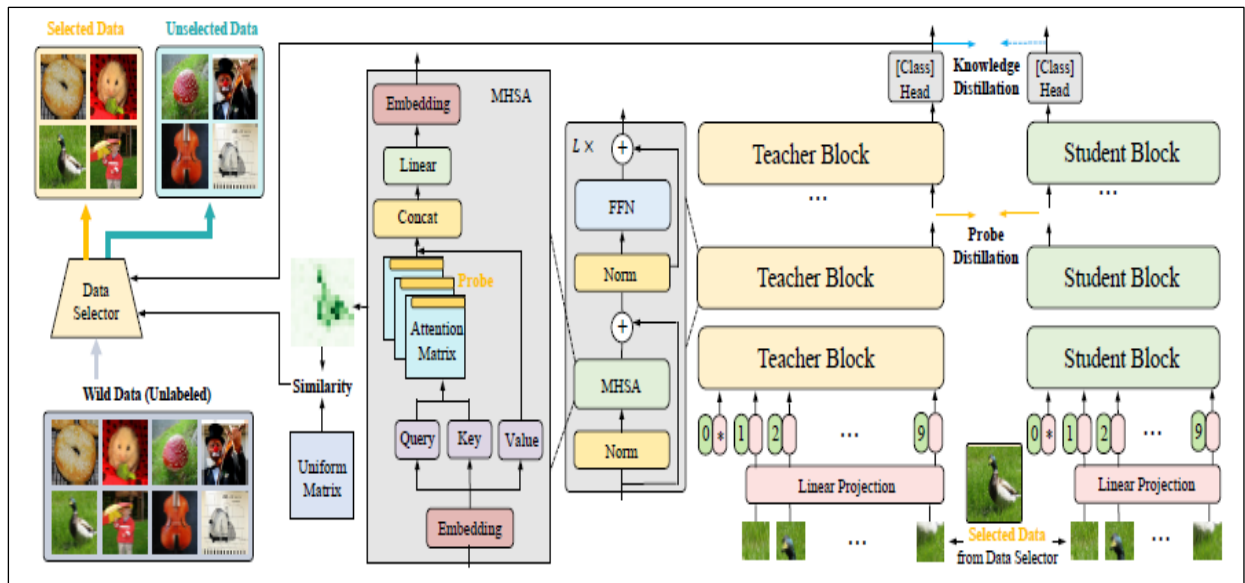


Figure 12. An illustration of how student vision transformers are learned in the wild. Using the output from the teacher network and attention probe, the data selector picked out useful data from the wild data and used it for the next distillation process. Probe distillation is used to extract information from the intermediate features of the heavy Transformer that has been pre-trained.

### Key observations

- Motivation in the data-free scenario is the lack of supervised information since the collected data is not labelled.
- This inevitably results in information loss and accuracy degradation due to the lack of cross entropy between student output and ground-truth labels.

- To compensate for the loss of supervised information, authors considered the intermediate information gained from pre-trained teacher transformers.
- In addition to outputs, the intermediate layers contain more embedding, enabling the student transformer to acquire more information.

#### 4.6) Data-Efficient Image Transformers Distillation via Attention

Touvron et al. [51] presented a novel technique named Training Data-Efficient Image Transformers Distillation via Attention. The authors proposed a teacher-student strategy based on distillation tokens specific to transformers. A distillation token ensures that the student learns from the teacher through attention, generally from a ConvoNet teacher. On ImageNet, the learned transformers perform competitively (85.2% top-1 accuracy) with state-of-the-art and similarly on other tasks. The distillation procedure consists of a distillation token that plays the same role as the class token, except that it aims to reproduce the label estimated by the teacher. As a result of attention, both tokens interact in the Transformer through this mechanism. By a considerable margin, this transformer-specific strategy is superior to vanilla distillation. In this way, the authors [51] showed that neural network models lacking convolutional layers could achieve comparable results against state-of-the-art on benchmark datasets such as ImageNet with no external data. They [51] also observed that in comparison to ResNet-50 and ResNet-18, their two novel models, DeiT-S and DeiT-Ti, achieved better performance with fewer computational requirements.

**Knowledge Distillation Approach:** Distillation through attention using a distillation token pre-learned from the ConvoNet teacher. True label and teacher prediction was used to finetune the model at a higher resolution.

**KD loss function:** Kull back divergence distillation loss function + Cross entropy distillation loss function. The distillation procedure is illustrated in figure 13.

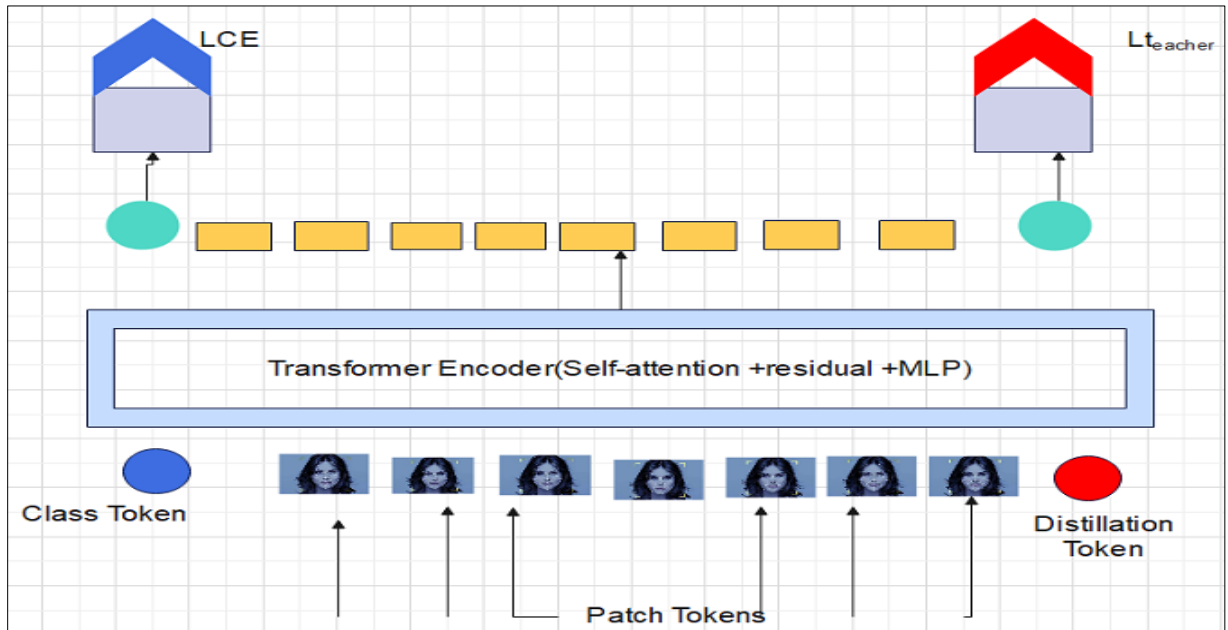


Figure 13. The distillation procedure depends upon the distillation Token. The distillation token interacts with the class and patch tokens as part of the self-attention layer. On the network's output, distillation tokens are employed the same way as class tokens, except that they aim to replicate the (hard) labels predicted by the network. Backpropagation allows the transformers to learn the classes and distillation tokens.

#### 4.7) Unified Visual Transformer Compression (UVC)

The authors, Shixinng Yu et al., in this article [52], presented a unified framework called Unified Visual Transformer Compression (UVC) that seamlessly integrated pruning, layer skipping, and knowledge distillation. Under a distillation loss, the Authors developed an end-to-end optimization framework aiming to jointly learn model weights, layer-wise pruning ratios, and skip configurations. Primitive-dual algorithms are then used to

solve the optimization problem. The authors in this paper [52] used the ImageNet dataset to test several ViT variants, including a DeiT and a T2T-ViT backbone, and their method consistently outperformed previous competitors. DeiT-Tiny's FLOPs were reduced to 50% of the original FLOPs without compromising Accuracy. Using this proposed unified framework, they aimed to prune each layer's head number and dimension simultaneously associated with the layer level skipping. According to our knowledge from this study, they do not extend the scope of the reduction to other dimensions, such as the number of input patches or the size of tokens. These parts can, however, also be easily bundled together using this unified framework.

**Knowledge Distillation Approach:** Unified Visual Compression (UVC) consists of Structured pruning Skip configuration + Knowledge distillation based upon the logits.

**KD loss function:** l2 norm distillation loss over KL divergence distillation loss function.

**Key observations:**

- Implementing only skip connection manipulation will cause high levels of instability. Due to the large architecture changes (adding or removing one whole block), the objective value fluctuates heavily during optimization.
- Furthermore, using only skip manipulation, the Accuracy is remarkably reduced, e.g., 4% on DeiT-Tiny.
- Pruning within a block-only method performs much better than skip manipulation due to its finer-grained operation.
- However, the method is still behind the proposed joint UVC method since the latter also removes block-level redundancy a priori, which has recently been widespread in finetuned transformers.

#### 4.8) Dear-KD Distillation Method

The authors Xiang Chen et al., in this study [53], considered the situation where true data distribution of data is not available, known as Dear-KD. The powerful modelling capacity of transformers with self-attention makes them ideal for computer vision applications. Despite this, the excellent performance of transformers relies heavily on enormous training images. It is, therefore, urgent to develop a data-efficient transformer solution. In this study [53], the Authors suggested an early knowledge distillation method.

The proposed framework, known as the Dear-KD framework, is designed to enhance the data efficiency required of transformers. Dear KD, as a two-stage framework, distilled the biases in stage I from the early intermediate layers of a CNN and gave the Transformer full rein by Training without distillation in second stage II. To further reduce the performance gap versus the full-data counterpart, the Authors [53] proposed a boundary-preserving intra-divergence loss based on Deep Inversion. They demonstrated the superiority of Dear-KD over its baselines and state-of-the-art methods on ImageNet, partial ImageNet, data-free settings, and other downstream tasks. Convolution in the early layers of the proposed network has been shown to enhance the performance significantly. Since local patterns (like texture) were captured well in the earlier layers of the model, it was, therefore, necessary to provide explicit feedback to the early transformer layers regarding inductive biases to improve data efficiency. However, when the Transformer reached its later phases, this guidance limited its ability to express itself fully. Therefore, the Transformer was given full rein in stage II to express its modelling capacity fully. They achieved state-of-the-art image classification performance with comparable or fewer computations using the full ImageNet. It was impressive to observe how Dear-KD outperformed the baseline transformer trained with all ImageNet data with only 50% of the data. Finally, the DeiT-Ti-based DearKD achieved 71.2% on ImageNet, which is only 1.0% lower than the full-ImageNet DearKD.

**Knowledge Distillation Approach:** Representational knowledge distillation (based upon intermediate features) + Response-based knowledge distillation. The Dear-KD is also explored in the extreme setting (data-free) where there is no access to real images called by the name DF-DeardKD. Compared with DearKD, DF-DeardKD consists of an extra image generation component based upon Deep Inversion [53] and Boundary preserving intra-divergence loss [53].

**KD loss function:** MSE distillation loss for hidden features+, Cross entropy loss for hard label distillation, and intra-divergence distillation loss function for the data-free environment.

**Key Observations**

- Due to the limited information stored in feature statistics, DF-DeardKD cannot handle human-related classes despite being able to generate high-quality images.

- Furthermore, generating many samples requires much time and computation as the study doesn't use real images.
- Training with generated samples still needs to be equivalent in performance to Training with real images.

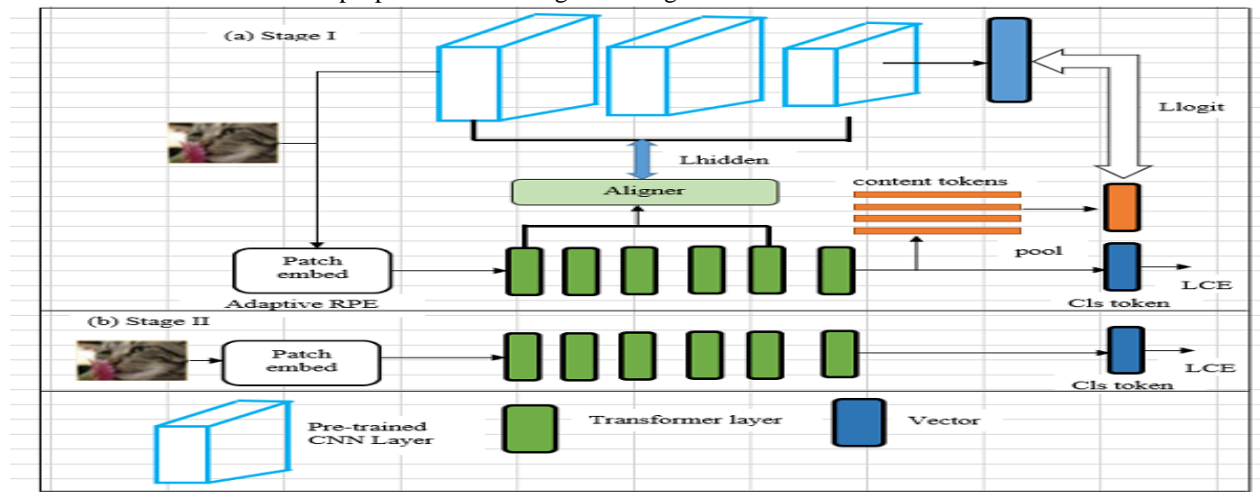


Figure 14 The framework of the proposed methodology. a). The convolutional inductive biases phase of knowledge distillation). Learning intrinsic biases from transformers.

The pipeline for the DF-DearKD is given in Figure 15 as follows:

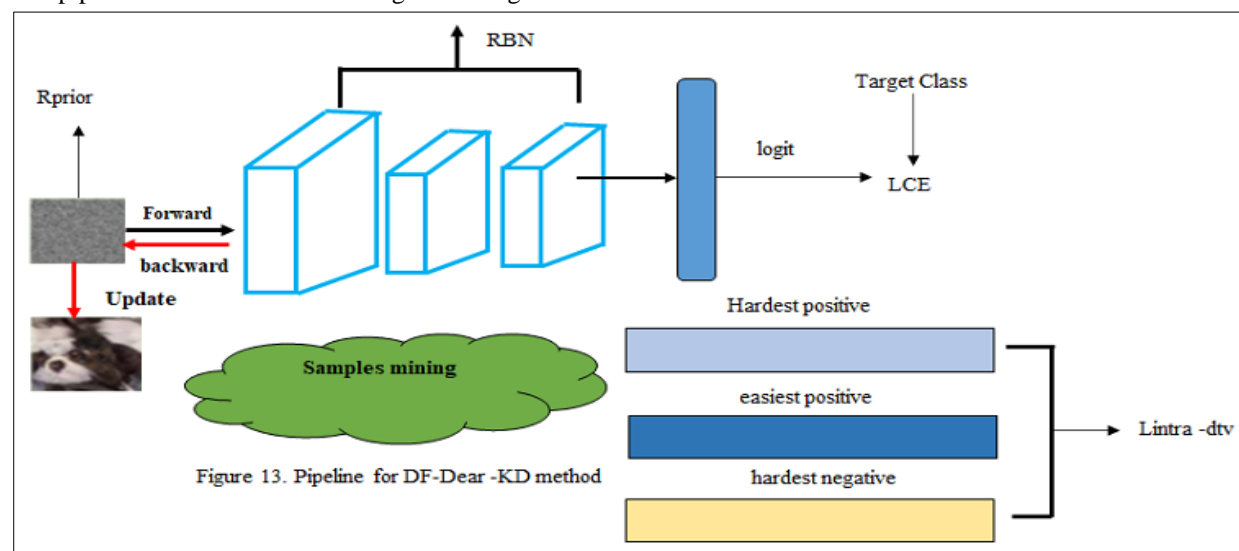


Figure 15. Pipeline for DF-Dear-KD method

#### 4.9) Cross Architecture Distillation Method

Most of the solutions discussed above considered homologous architectures for distillation purposes, which is only sometimes an optimal solution. Yufan Liu et al. [54] proposed cross-architecture knowledge distillation methods to combat heterogeneous architectures' gaps. Due to Transformer's superior performance and ability to understand global relations, Transformer has attracted great attention. A CNN can be used to distil complementary knowledge from Transformer for higher performance. In most knowledge distillation methods, homologous-architecture distillation is used, such as distilling knowledge from CNN to CNN. It may not be appropriate to use them in cross-architecture scenarios, like those between Transformer and CNN.

The purpose of the study [54] was to propose a novel method for distilling knowledge between cross-architectures. A significant increase in knowledge transferability existed when Transformer was used to transfer knowledge to a student CNN network. In a transformer teacher model, students learned local spatial features (from a CNN model) and complementary global features (from a CNN model). Two projectors were designed, one for partial cross-attention (PCA) and one for group-wise linear (GL). These two projectors aligned students' intermediate features into two different feature spaces, making it easier to distil knowledge rather than directly emulating a teacher's output. Using the PCA projector, the student feature was mapped to the teacher's Transformer attention space. A Transformer teacher used this projector to explain how global relationships work to students. To create a Transformer feature space, each student's feature is mapped to the Transformer feature space using GL projectors. Therefore, it helped to alleviate the differences between the ways the teacher and the student form feature.

Furthermore, the authors presented a robust multi-view training scheme to enhance the stability of the framework and robustness. Experimental results have shown that the proposed method performed better on large and small datasets than 14 state-of-the-art methods.

The paper [54] also proposed a robust adversarial cross-view training scheme to mitigate the instability caused by cross-architecture diversity. Samples representing multiple views are necessary for disrupting student networks. They constructed an adversarial discriminator that can be used to distinguish between teacher and disturbing student features. In comparison, teaching the student to confuse the discriminator. Students are capable of becoming more stable and robust after experiencing convergence.

**Knowledge Distillation Approach:** Cross architecture knowledge distillation approach from Transformer-CNN.

**Feature alignment:** Partially cross attention (PCA) projector and Groupwise Linear (GL) projector Promotes teacher features' transferability by aligning the student feature space.

**KD loss function:** GL loss function + PCA loss function + for multi-view generative adversarial training MVG loss function is calculated. Finally, the vanilla KD loss function is used for distillation.

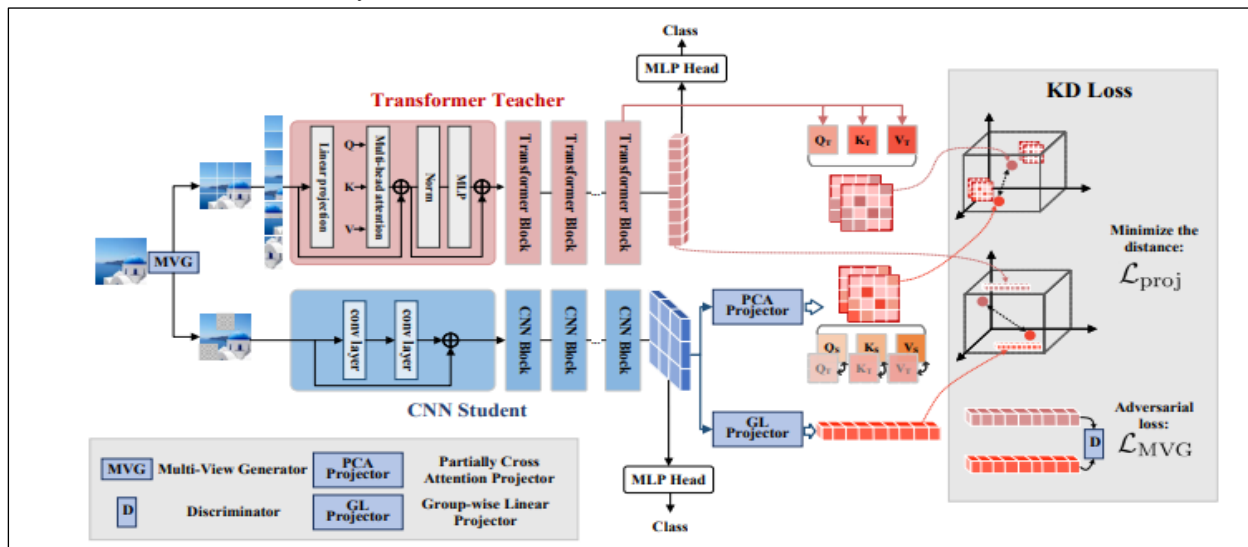


Figure 16. Cross-architecture knowledge distillation framework

### Key observations

- During the KD procedure, the two projectors gained better performance on ImageNet.
- As a result, PCA and GL projectors significantly improved the quality of CNN features, although they were removed during inference.
- There was a large increase in cosine similarity, even higher than in homologous architectures.
- Consequently, carefully designed KD methods can result in a higher knowledge transfer between the Transformer and CNN.

## 5) Comparative Analysis

After doing a comprehensive literature survey of various knowledge distillation methods in vision transformers, a summary of the methods is presented using different architectures for teachers and students under different knowledge distillation schemes in Table 1. Table 1 categorizes the different distillation methods under various distillation schemes and are clearly highlighted and colour coded in different colours. Also, in this section we would like to discuss various distillation loss functions using by above discussed methods and also mentioned in the table given below. The various loss functions used are discussed as:

Table 1. Comparative Analysis of Knowledge distillation methods in vision Transformers

S.no	Teacher→Student model	Knowledge distillation (KD) approach	KD loss function	Benchmark Data set	Top-1 Accuracy (%)	Total number of Flops	Flops remained (%)	Reference
					Baseline (72.2)	Baseline (1.3)	Baseline (100)	
1	DeiT→DeiT-Tiny (Vit-Vit)	Response-based KD+Skip-configuration +structured pruning (UVC)	L <sub>2</sub> norm as a distillation loss function	ImageNet-1k	71.8(-0.40)	0.69(G)	53.1	[56]
		Baseline without compression			72.2		100	
		Using only skip configuration			68.72		51.85	
		Structured pruning within the block			70.52		50.69	
		Without knowledge distillation			69.34		51.23	
		UVC			71.3		49.23	
	Diet→Diet Small	UVC			Baseline (79.8)	4.6	100	
	T2T→ViT	UVC			78.82(-0.98)	2.32	50.41	
					Baseline (81.5)	4.8	100	
	DeiT→DeiT base	UVC			78.9(-2.6)	2.11	44.0	
					Baseline (81.8)	17.6	100	
					80.57(-1.23)	8.0	45.50	
2	ResNet 110→ResNet 20	Target aware transformer (TaT) approach	Patch group distillation loss function +Anchor point distillation loss function and Cross entropy (CE)	Cifar-100	Baseline (74.31) 71.70	N/A	N/A	[57]
3	ResNet 101→ResNet 18	TaT	Patch Anchor +(CE)	Pascal VOC	Baseline (78.43) 75.76	N/A	N/A	[58] [59]
4.	ResNet-101→MobileNetV2	TaT	Patch Anchor +(CE)	Pascal VOC	Baseline (78.43) 73.85	N/A	N/A	[60]
5.	Cait-XXs24→DeiT-Tiny	Fine-grained manifold knowledge distillation method	Manifold distillation loss (intra image +inter image+ random sampled patch level distillation loss.	ImageNet-1k	Baseline (78.5) 75.5	N/A	N/A	[61]
4	Cait-S24→DeiT-Tiny	Manifold knowledge distillation method	Manifold distillation loss (intra image +inter image+ random sampled patch level distillation loss.	ImageNet-1k ImageNet1K	Baseline (83.4) 76.5	N/A	N/A	[62]



5.	<b>Swin-small → Swin - Tiny + Mask R-CNN</b>	Manifold knowledge distillation method	Manifold distillation loss (intra image +inter image+ random sampled patch level distillation loss.	COCO dataset	<b>Baseline (83.2)</b>  82.2	365(G)	272(G)	[63]
6.	<b>RegNetY- 16GF→DeiT</b>	Convolution distillation from strong Convnet teacher.	Kull-back divergence loss function	Image- Net100	<b>Baseline (82.9)</b>  82.2	<b>84M params</b>	<b>5.0M</b>	[64]
7.	<b>RegNetY- 600M(Conv) +RedNet26(i nv)→CiT-Ti</b>	Convolution +involution KD approach	The weighted sum of two Kull back divergence loss functions	Imagenet- 100	<b>Baseline (74.0(convo)+ 76.0(info))</b>  75.3	6M(Con v) 9M(inv params	<b>6.0(M)</b> params	[65]
8	<b>RegNetY- 4GF(Conv)+ RedNet- 101(inv)→Ci T-S</b>	Convolution +involution KD approach	The weighted sum of two Kull back divergence loss functions	Imagenet- 100	<b>Baseline (79.9 (convo)+ (79.0 (info))</b>  82.0	21M(Co nv) + 26M(inv ) params	<b>22(M)</b> params	[66]
9	<b>DeiT→DeiT small</b>  <b>DeiTX→ DeiT Tiny</b>	Attention Probe distillation with Response based knowledge distillation approach.	Probe distillation +Kull back divergence loss function	Original data distribution. MNIST CIFAR-10 CIFAR-100	  <b>99.04</b> <b>87.66</b> <b>67.38</b>	  1.06(G) 1.38(G) 1.38(G)	  118(M) 153(M) 153(M)	[67]
10	<b>DeiT→DeiT small</b>	Attention Probe distillation with Response based knowledge distillation approach.	Probe distillation +Kull back divergence loss function.	MOST (Unlabelled)	<b>Baseline (99.39)</b>  99.07	<b>1.06(G)</b>  <b>21.3(M)</b> <b>param</b>	<b>118(M)F lops</b>  <b>2.38(M)</b> <b>param</b>	[68], [69]
11	<b>DeiTX→ DeiT Tiny</b>	Attention Probe distillation with Response based knowledge distillation approach.	Probe distillation +Kull back divergence loss function.	CIFAR-100 (Unlabelled)	<b>Baseline (76.30)</b>  71.82	<b>1.38(G)</b> <b>21.3(M)</b>	<b>153(M)</b> <b>2.38(M)</b>	[70]
12	<b>DeiTX→ DeiT Tiny</b>	Attention Probe distillation with Response based knowledge distillation approach.	Probe distillation +Kull back divergence loss function	CIFAR-10 (Unlabelled)	<b>Baseline (96.65)</b>  93.95	<b>1.38(G)</b> <b>21.3(M)</b>	<b>153(M)</b> <b>2.38(M)</b>	[71]
13	<b>ResNet- 101→DeiT- Ti</b>	Data efficient early knowledge  distillation with convolutional inductive biases (MHCA)	Cross entropy response+ mean square.  distillation loss function	ImageNet	<b>Baseline (77.37)</b>  a) 72.2(train from scratch 74.6 (Distil on real images)  b) 62.7 (Distilled on generated images with Deep Inversion (DI))	<b>45(M)pa rams</b>  753 (through put)	<b>5(M)</b> params  2529(thr oughput)	[72]

					c) 70.1(ADI) d) 71.21(Distilled with DF-DearKD)			
14	<b>ResNet-101→DeiT-S</b>	Data efficient early knowledge distillation with convolutional inductive biases (MHCA)	Cross entropy response+ mean square distillation loss function.	ImageNet	<b>Baseline (77.37)</b> a) 79.8(train from scratch) 81.5 (Distil on real images) b) 66.3 (Distilled on generated images with Deep Inversion) (DI) c) 73.1(Distilled with Adaptive DI) d) 74.0(Distilled with DF-DearKD)	753 (throughput)	940.4	[73]
15	<b>DeiT-B→DeiT-S</b>	Distillation through attention (via distillation token from a strong Convnet classifier)	Kull back divergence +Cross entropy loss function	ImageNet	<b>Baseline (81.8)</b> 84.0	<b>86(M) params</b> 29.9(throughput)	22(M)params 940im/sec (throughput)	[74]
16	<b>DeiT-B→DeiT-Ti</b>	Distillation through attention (via distillation token from a strong Convnet classifier)	Kull back divergence +Cross entropy loss function	ImageNet	<b>Baseline (81.8)</b> 72.2	<b>86(M) params</b> 290.9(throughput)	5(M)params 2536im/sec(throughput)	[75]
17	<b>Vit-L→TinyViT</b>	Pretraining distillation based upon saved sparse logits	Cross entropy distillation loss function	ImageNet	<b>Baseline (84.8)</b> 83.2	<b>(85.5M) params</b>	11(M)params	[76]
18	<b>Swin-L→Swin-T</b>	Pretraining distillation based upon saved sparse logits	Cross entropy distillation loss function	ImageNet	<b>Baseline (84.2)</b> 81.2	<b>84.4(M) params</b>	28(M)params	[77]
19	<b>BEiT-L→Vit-Tiny</b>	Pretraining distillation based upon saved sparse logits	Cross entropy distillation loss function	ImageNet	<b>Baseline (84.1)</b> 83.2	<b>84.4(M) params</b>	11(M)params	[78]
20	<b>ViT-B→ResNet-50</b>	Cross-architecture knowledge distillation approach	Partially cross attention +Group-wise projector Multiview generator loss functions.	ImageNet	<b>Baseline (82.7)</b> 78.34	<b>55.4(G)</b>	4.1(G)	[79]
21	<b>Swin-L→ResNet50</b>	Cross-architecture knowledge	Partially cross attention +Group-	ImageNet	<b>Baseline (87.32)</b>	<b>103.9(G)</b>	4.1(G)	[80]

		distillation approach	wise projector Multiview generator functions.	linear loss		78.96			
22	<b>ViT-B→ResNet-50</b>	Cross-architecture knowledge distillation approach	Partially attention-wise projector Multiview generator functions.	cross +Group-linear loss	CIFAR-100	<b>Baseline (90.2)</b> 87.39	<b>55.4(G)</b>	4.1(G)	[81]
23	<b>Swin-L→ResNet50</b>	Cross-architecture knowledge distillation approach	Partially attention-wise projector Multiview generator functions.	cross +Group-linear loss	CIFAR-100	<b>Baseline (87.32)</b> 76.28	<b>103.9(G)</b>	4.1(G)	[82]
24	<b>Swin-L→MobileNetV2</b>	Cross-architecture knowledge distillation approach	Partially attention-wise projector Multiview generator functions.	cross +Group-linear loss	ImageNet	<b>Baseline (84.20)</b> 69.76	<b>103.9(G)</b>	0.3(G)	[83]
25	<b>ViT-L→ResNet18</b>	Cross-architecture knowledge distillation approach	Partially attention-wise projector Multiview generator functions.	cross +Group-linear loss	ImageNet	<b>Baseline (93.78)</b> 87.32	<b>103.9(G)</b>	1.9(G)	[84]
26	<b>ViT-L→EfficientNetB0</b>	Cross-architecture knowledge distillation approach	Partially attention-wise projector Multiview generator functions.	cross +Group-linear loss	ImageNet	<b>Baseline (84.20)</b> 77.66	<b>190.7(G)</b>	1.6(G)	[85]
27	<b>DeiT-B→MobileNetV2</b>	Cross-architecture knowledge distillation approach	Partially attention-wise projector Multiview generator functions.	cross +Group-linear loss	ImageNet	<b>Baseline (83.12)</b> 71.88	<b>55.4(G)</b>	0.3(G)	[86]
28	<b>DeiT→EfficientNetB0</b>	Cross-architecture knowledge distillation approach	Partially attention-wise projector Multiview generator functions.	cross +Group-linear loss	ImageNet	<b>Baseline (83.12)</b> 77.69	<b>55.4(G)</b>	1.6(G)	[87]
29	<b>Swin-B→Resnet18</b>	Cross-architecture knowledge	Partially attention-wise	cross +Group-linear	ImageNet	<b>Baseline (86.38)</b> 69.76	<b>15.4(G)</b>	1.9(G)	[88]

		distillation approach	projector Multiview generator functions. loss					
30	<b>Swin-B→MobileNetV2</b>	Cross-architecture knowledge distillation approach	Partially cross attention +Group-wise linear projector Multiview generator functions. loss	ImageNet	<b>Baseline (86.38)</b> 71.88	<b>15.4(G)</b>	<b>0.3(G)</b>	<b>[89], [90]</b>

It is clear from the above comparative analysis table comparing different KD methods in ViTs. All the methods performed well, significantly reducing the number of parameters and FLOPS. After doing the comprehensive study, it was observed that there was not a significant drop in the performance while achieving a good compression ratio in ViTs using above discussed KD methods. Among all the KD methods discussed, pretraining distillation outperformed all in terms of parameter reduction and achieved a better accuracy rate than other finetuned distillation methods. Tiny Vit achieved 82.1% accuracy, being lighter than the baseline Vit model with only 28M parameters and a negligible accuracy drop of only 1% from the baseline model. Cross-architecture distillation with co-advice and attention-based distillation methods also performed well compared to other state-of-the-art techniques.

## 6) Conclusion and Limitations of the Study

ViTs have gained considerable attention since they demonstrated their effectiveness in CV tasks and undercut CNNs' dominance in the CV domain. The ViTs have achieved significant progress in multiple benchmarks and obtained promising results comparable to or even better than the State-of-the-art CNN methods. Some key technologies for ViTs still need to be improved to deal with complex challenges faced by ViT in CV tasks. One of the strengths of ViT models is their ability to scale to high parametric complexity. However, this remarkable property allows the training of extremely large models but incurs high training and inference costs. These models require huge computational resources, which are expensive, and come up with a huge price. Furthermore, real-world applications of these large-scale models require aggressive compression. This paper discussed ViT in detail and the open challenges faced by ViT in CV tasks. Also, the paper provided a deep insight into ViT compression using KD to make these large-scale models computation and resource-efficient.

## 7) Future directions

Following presents the future directions pertaining to KD in ViTs;

- It is true that self-attention allows us to model full-image contextual information, but it is associated with a high memory and computation cost. To capture local and global contextual pixel information, the attention mechanism comes up with huge time complexity of  $O(N^2)$ , where  $N$  represents several input features maps. A criss-cross attention module and knowledge distillation must be employed to generate a sparse attention map on the cross path to reduce this computational burden. It uses 11 times less GPU memory than non-local blocks and has a complexity of  $O(2\sqrt{N})$ .
- As a stand-alone computational primitive, it offers competitive results, but when combined with convolutional neural networks, it yields the best results. Attention augmentation can be explored and used, leading to systematic performance gains for image classification and object detection across different architectures.
- It remains an unsolved problem to visualize and interpret Transformers, requiring methods for obtaining spatially precise activation-specific visualizations. As progress is made in this direction, the Transformer models can be better understood, as can diagnose erroneous behaviours and biases in the decision-making process. It can also facilitate the design of novel architectures that will allow us to avoid biases.

- In the case of large feature maps, above discussed methods are likely to become intractable since these methods calculate correlations between feature spatial locations. So, remains an open challenge to combat when finetuning at higher resolutions.
- From the above study, there are three main reasons scaling up performs better: (a) large models (with more parameters) can benefit from more training data, and smaller models plateau quickly. They can't benefit from more training samples. Therefore, large-scale models can further improve their representation learning abilities.
- The recent transformer model known as Restormer argues that if Transformer architecture is scaled up, it should be a broader or deeper design. While broad models can reduce computational time via parallelization, deeper architectures deliver better performance.
- Relative position encodings are noted as superior to absolute position encodings in many of the above-discussed studies. However, it is still being determined what causes this difference. Therefore, the benefits and drawbacks of different position encoding methods need to be systematically studied and understood.

## References

- [1] <https://neptune.ai/blog/comprehensive-guide-to-transformers>.
- [2] Tianlong Chen, Jonathan Frankle, Shiyu Chang, Sijia Liu, Yang Zhang, Zhangyang Wang, and Michael Carbin. 2020. The lottery ticket hypothesis for pre-trained BERT networks. arXiv preprint arXiv:2007.12223.
- [3] Yu Cheng, Duo Wang, Pan Zhou, and Tao Zhang. 2017. A survey of model compression and acceleration for deep neural networks. arXiv preprint arXiv:1710.09282.
- [4] Chen, W. C., Chang, C. C., & Lee, C. R. (2018, December). Knowledge distillation with feature maps for image classification. In Asian Conference on Computer Vision (pp. 200-215). Springer, Cham.
- [5] Alkhulaifi, A., Alsahli, F., & Ahmad, I. (2021). Knowledge distillation in deep learning and its applications. PeerJ Computer Science, 7, e474.
- [6] Peter Shaw, Jakob Uszkoreit, and Ashish Vaswani. 2018. Self-attention with relative position representations. In Proceedings of the 2018 Conference of the North American Chapter of the Association for Computational Linguistics: Human Language Technologies, Volume 2 (Short Papers), pages 464–468.
- [7] Yang, Z., Dai, Z., Yang, Y., Carbonell, J., Salakhutdinov, R. R., & Le, Q. V. (2019). Client: Generalized autoregressive pretraining for language understanding. Advances in neural information processing systems, 32.
- [8] Yun, C., Bhojanapalli, S., Rawat, A. S., Reddi, S. J., & Kumar, S. (2019). Are transformers universal approximators of sequence-to-sequence functions? arXiv preprint arXiv:1912.10077?
- [9] Wang, Y. A., & Chen, Y. N. (2020). What do position embeddings learn in an empirical study of pre-trained language model positional encoding? arXiv preprint arXiv:2010.04903.
- [10] Ganesh, P., Chen, Y., Lou, X., Khan, M. A., Yang, Y., Sajjad, H., ... & Winslett, M. (2021). Compressing large-scale transformer-based models: A case study on best. Transactions of the Association for Computational Linguistics, 9, 1061-1080.
- [11] Chen, P. C., Tsai, H., Bhojanapalli, S., Chung, H. W., Chang, Y. W., & Ferng, C. S. (2021, November). A Simple and Effective Positional Encoding for Transformers. In Proceedings of the 2021 Conference on Empirical Methods in Natural Language Processing (pp. 2974-2988).
- [12] Ke, G., He, D., & Liu, T. Y. (2020). Rethinking positional encoding in language pretraining. arXiv preprint arXiv:2006.15595.
- [13] An, J., Gregg, R. E., & Borhani, S. (2022, July). Effective Data Augmentation, Filters, and Automation Techniques for Automatic 12-Lead ECG Classification Using Deep Residual Neural Networks. In 2022 44th Annual International Conference of the IEEE Engineering in Medicine & Biology Society (EMBC) (pp. 1283-1287). IEEE.
- [14] Park, C., Yun, S., & Chun, S. (2022). A Unified Analysis of Mixed Sample Data Augmentation: A Loss Function Perspective. arXiv preprint arXiv:2208.09913.
- [15] Kwon, S., & Lee, Y. (2022). Explain the ability-based mix-up approach for text data augmentation. ACM Transactions on Knowledge Discovery from Data (TKDD).
- [16] LeCun, Y., Boser, B., Denker, J. S., Henderson, D., Howard, R. E., Hubbard, W., & Jackel, L. D. (1989). Backpropagation applied to handwritten zip code recognition. Neural Computation, 1(4), 541-551.
- [17] Krizhevsky, A., Sutskever, I., & Hinton, G. E. (2017). Imagenet classification with deep convolutional neural networks. Communications of the ACM, 60(6), 84-90.
- [18] He, K., Fan, H., Wu, Y., Xie, S., & Girshick, R. (2020). Momentum contrast for unsupervised visual representation learning. In Proceedings of the IEEE/CVF conference on computer vision and pattern recognition (pp. 9729-9738).
- [19] Zhao, L., Wang, L., Jia, Y., & Cui, Y. (2022). A lightweight deep neural network with higher Accuracy. Plos one, 17(8), e0271225.
- [20] Li, D., Ling, H., Kim, S. W., Kreis, K., Fidler, S., & Torralba, A. (2022). BigDatasetGAN: Synthesizing ImageNet with Pixel-wise Annotations. In Proceedings of the IEEE/CVF Conference on Computer Vision and Pattern Recognition (pp. 21330-21340).

- [21] Ullah, I., Carrion, D., Escalera, S., Guyon, I. M., Huisman, M., Mohr, F., ... & Vu, P. A. Meta-Album: Multi-domain Meta-Dataset for Few-Shot Image Classification.
- [22] Wang, X., Girshick, R., Gupta, A., & He, K. (2018). Non-local neural networks. In Proceedings of the IEEE conference on computer vision and pattern recognition (pp. 7794-7803).
- [23] Carion, N., Massa, F., Synnaeve, G., Usunier, N., Kirillov, A., & Zagoruyko, S. (2020, August). End-to-end object detection with transformers. In European conference on computer vision (pp. 213-229). Springer, Cham.
- [24] Vaswani, A., Ramachandran, P., Srinivas, A., Parmar, N., Hechtman, B., & Shlens, J. (2021). Scaling local self-attention for parameter-efficient visual backbones. In Proceedings of the IEEE/CVF Conference on Computer Vision and Pattern Recognition (pp. 12894-12904).
- [25] Dosovitskiy, A., Beyer, L., Kolesnikov, A., Weissenborn, D., Zhai, X., Unterthiner, T., ... & Houslsby, N. (2020). An image is worth 16x16 words: Transformers for image recognition at scale. arXiv preprint arXiv:2010.11929.
- [26] <https://www.image-net.org/>.
- [27] <https://www.cs.toronto.edu/~kriz/cifar.html>
- [28] [https://google-research.github.io/task\\_adaptation/](https://google-research.github.io/task_adaptation/).
- [29] Jean-Baptiste, C., Andreas, L., & Martin, J. (2020). On the relationship between self-attention and convolutional layers. Proc. ICLR, 1-18.
- [30] Chen, M., & Radford, A. (2020). Rewon Child, Jeffrey Wu, Heewoo Jun, David Luan, and Ilya Sutskever. Generative pretraining from pixels, 1, 2.
- [31] Touvron, H., Vedaldi, A., Douze, M., & Jégou, H. (2019). Fixing the train-test resolution discrepancy. Advances in neural information processing systems, 32.
- [32] Kolesnikov, A., Beyer, L., Zhai, X., Puigcerver, J., Yung, J., Gelly, S., & Houslsby, N. (2020, August). Big transfer (bit): General visual representation learning. In European conference on computer vision (pp. 491-507). Springer, Cham.
- [33] Young, S. I., Zhe, W., Taubman, D., & Girod, B. (2021). Transform quantization for CNN compression. IEEE Transactions on Pattern Analysis and Machine Intelligence, 44(9), 5700-5714.
- [34] Xu, K., Rui, L., Li, Y., & Gu, L. (2020, August). Feature normalized knowledge distillation for image classification. In European Conference on Computer Vision (pp. 664-680). Springer, Cham
- [35] Chen, W. C., Chang, C. C., & Lee, C. R. (2018, December). Knowledge distillation with feature maps for image classification. In Asian Conference on Computer Vision (pp. 200-215). Springer, Cham.
- [36] Gou, J., Yu, B., Maybank, S. J., & Tao, D. (2021). Knowledge distillation: A survey. International Journal of Computer Vision, 129(6), 1789-1819.
- [37] Liu, Y., Chen, K., Liu, C., Qin, Z., Luo, Z., & Wang, J. (2019). Structured knowledge distillation for semantic segmentation. In Proceedings of the IEEE/CVF Conference on Computer Vision and Pattern Recognition (pp. 2604-2613).
- [38] Shu, C., Liu, Y., Gao, J., Yan, Z., & Shen, C. (2021). Channel-wise knowledge distillation for dense prediction. In Proceedings of the IEEE/CVF International Conference on Computer Vision (pp. 5311-5320).
- [39] Hinton, G., Vinyals, O., & Dean, J. (2015). Distilling the knowledge in a neural network. arXiv preprint arXiv:1503.02531, 2(7).
- [40] Wang, Y., Zhou, W., Jiang, T., Bai, X., & Xu, Y. (2020, August). Intra-class feature variation distillation for semantic segmentation. In European Conference on Computer Vision (pp. 346-362). Springer, Cham.
- [41] Ji, D., Wang, H., Tao, M., Huang, J., Hua, X. S., & Lu, H. (2022). Structural and Statistical Texture Knowledge Distillation for Semantic Segmentation. In Proceedings of the IEEE/CVF Conference on Computer Vision and Pattern Recognition (pp. 16876-16885).
- [42] Chen, P., Liu, S., Zhao, H., & Jia, J. (2021). Distilling knowledge via knowledge review. In Proceedings of the IEEE/CVF Conference on Computer Vision and Pattern Recognition (pp. 5008-5017).
- [43] Feng, Y., Sun, X., Diao, W., Li, J., & Gao, X. (2021). Double similarity distillation for semantic image segmentation. IEEE Transactions on Image Processing, 30, 5363-5376.
- [44] An, S., Liao, Q., Lu, Z., & Xue, J. H. (2022). Efficient Semantic Segmentation via Self-Attention and Self-Distillation. IEEE Transactions on Intelligent Transportation Systems.
- [45] Liu, R., Yang, K., Liu, H., Zhang, J., Peng, K., & Stiefelhausen, R. (2022). Transformer-based Knowledge Distillation for Efficient Semantic Segmentation of Road-driving Scenes. arXiv preprint arXiv:2202.13393.
- [46] S., Xie, H., Wang, B., Yu, K., Chang, X., Liang, X., & Wang, G. (2022). Knowledge Distillation via the Target-aware Transformer. In Proceedings of the IEEE/CVF Conference on Computer Vision and Pattern Recognition (pp. 10915-10924).
- [47] Ni, Y., Koniusz, P., Hartley, R., & Nock, R. (2022). Manifold Learning Benefits GANs. In Proceedings of the IEEE/CVF Conference on Computer Vision and Pattern Recognition (pp. 11265-11274).
- [48] Ren, S., Gao, Z., Hua, T., Xue, Z., Tian, Y., He, S., & Zhao, H. (2022). Co-advise: Cross inductive bias distillation. In Proceedings of the IEEE/CVF Conference on Computer Vision and Pattern Recognition (pp. 16773-16782).
- [49] Wu, K., Zhang, J., Peng, H., Liu, M., Xiao, B., Fu, J., & Yuan, L. (2022). Tinyvit: Fast pretraining distillation for small vision transformers. arXiv preprint arXiv:2207.10666.
- [50] Wang, J., Cao, M., Shi, S., Wu, B., & Yang, Y. (2022, May). Attention Probe: Vision Transformer Distillation in the Wild. ICASSP 2022-2022 IEEE International Conference on Acoustics, Speech and Signal Processing (ICASSP) (pp. 2220-2224). IEEE.
- [51] Touvron, H., Cord, M., Douze, M., Massa, F., Sablayrolles, A., & Jégou, H. (2021, July). Training data-efficient image transformers & distillation through attention. In International Conference on Machine Learning (pp. 10347-10357). PMLR.



- [52] Yu, S., Chen, T., Shen, J., Yuan, H., Tan, J., Yang, S., ... & Wang, Z. (2022). Unified visual transformer compression. arXiv preprint arXiv:2203.08243.
- [53] Xiang, C., Qiong, C., Yujie, Z., Jing, Z., Shenghua, G., & Dacheng, T. (2022). Dear KD: Data-Efficient Early Knowledge Distillation for Vision Transformers. arXiv preprint arXiv:2204.12997
- [54] Liu, Y., Cao, J., Li, B., Hu, W., Ding, J., & Li, L. (2022). Cross-Architecture Knowledge Distillation. arXiv preprint arXiv:2207.05273.
- [55] Dai, Z., Liu, H., Le, Q. V., & Tan, M. (2021). Content: Marrying convolution and attention for all data sizes. *Advances in Neural Information Processing Systems*, 34, 3965-3977.
- [56] Xiao, T., Singh, M., Mintun, E., Darrell, T., Dollár, P., & Girshick, R. (2021). Early convolutions help transformers see better. *Advances in Neural Information Processing Systems*, 34, 30392-30400.
- [57] Zhan, C., Dai, Z., Soltanian, M. R., & Zhang, X. (2022). Stage-wise stochastic deep learning inversion framework for subsurface sedimentary structure identification. *Geophysical Research Letters*, 49(1), e2021GL095823.
- [58] Jia, D., Han, K., Wang, Y., Tang, Y., Guo, J., Zhang, C., & Tao, D. (2021). Efficient vision transformers via fine-grained manifold distillation. arXiv preprint arXiv:2107.01378.
- [59] López-Cifuentes, A., Escudero-Viñolo, M., Bescós, J., & San Miguel, J. C. (2022). Impact of a DCT-driven Loss in Attention-based Knowledge-Distillation for Scene Recognition. arXiv preprint arXiv:2205.01997.
- [60] Liang, J., Zhang, Y., Xue, J., & Hu, Y. (2022). Lightweight image super-resolution network using involution. *Machine Vision and Applications*, 33(5), 1-14.
- [61] Wang, C., Li, Z., & Shi, J. (2019). Lightweight image super-resolution with adaptive weighted learning network. arXiv preprint arXiv:1904.02358.
- [62] Wu, K., Zhang, J., Peng, H., Liu, M., Xiao, B., Fu, J., & Yuan, L. (2022). TinyViT: Fast Pretraining Distillation for Small Vision Transformers. arXiv preprint arXiv:2207.10666.
- [63] Ramirez, S. C., Oala, L., Torrentes-Barrena, J., Yang, S., Elizondo, D., Moemeni, A., ... & Lopez-Rubio, E. (2022). Dataset Similarity to Assess Semi-supervised Learning Under Distribution Mismatch Between the Labelled and Unlabelled Datasets. *IEEE Transactions on Artificial Intelligence*.
- [64] Touvron, H., Cord, M., Douze, M., Massa, F., Sablayrolles, A., & Jégou, H. (2021, July). Training data-efficient image transformers & distillation through attention. In *International Conference on Machine Learning* (pp. 10347-10357). PMLR
- [65] Pelosin, F., Jha, S., Torsello, A., Raducanu, B., & van de Weijer, J. (2022). Towards exemplar-free continual learning in vision transformers: an account of attention, functional and weight regularization. In *Proceedings of the IEEE/CVF Conference on Computer Vision and Pattern Recognition* (pp. 3820-3829).
- [66] Zhou, Y., Xiang, W., Li, C., Wang, B., Wei, X., Zhang, L., ... & Hua, X. (2022). SP-ViT: Learning 2D Spatial Priors for Vision Transformers. arXiv preprint arXiv:2206.07662.
- [67] Liu, Y., Cao, J., Li, B., Hu, W., Ding, J., & Li, L. (2022). Cross-Architecture Knowledge Distillation. arXiv preprint arXiv:2207.05273.
- [68] Huang, T., You, S., Wang, F., Qian, C., & Xu, C. (2022). Knowledge Distillation from A Stronger Teacher. arXiv preprint arXiv:2205.10536.
- [69] Paul, S., & Chen, P. Y. (2022, June). Vision transformers are robust learners. In *Proceedings of the AAAI Conference on Artificial Intelligence* (Vol. 36, No. 2, pp. 2071-2081).
- [70] Zhang, C., Zhang, M., Zhang, S., Jin, D., Zhou, Q., Cai, Z., ... & Liu, Z. (2022). Delving deep into the generalization of vision transformers under distribution shifts. In *Proceedings of the IEEE/CVF Conference on Computer Vision and Pattern Recognition* (pp. 7277-7286).
- [71] Koonce, B. (2021). Efficient Net. In *Convolutional neural networks with swift for TensorFlow* (pp. 109-123). Apress, Berkeley, CA.
- [72] Liu, Z., Hu, H., Lin, Y., Yao, Z., Xie, Z., Wei, Y., ... & Guo, B. (2022). Swin transformer v2: Scaling up capacity and resolution. In *Proceedings of the IEEE/CVF Conference on Computer Vision and Pattern Recognition* (pp. 12009-12019).
- [73] Nan, Y., Ju, J., Hua, Q., Zhang, H., & Wang, B. (2022). A-Mobile Net: An approach to facial expression recognition. *Alexandria Engineering Journal*, 61(6), 4435-4444.
- [74] Liu, Z., Wang, Y., Han, K., Zhang, W., Ma, S., & Gao, W. (2021). Post-training quantization for vision transformer. *Advances in Neural Information Processing Systems*, 34, 28092-28103.
- [75] Yuan, L., Chen, Y., Wang, T., Yu, W., Shi, Y., Jiang, Z. H., ... & Yan, S. (2021). Tokens-to-token vit: Training vision transformers from scratch on imagenet. In *Proceedings of the IEEE/CVF International Conference on Computer Vision* (pp. 558-567).
- [76] Xu, X., Feng, Z., Cao, C., Li, M., Wu, J., Wu, Z., ... & Ye, S. (2021). An improved swing transformer-based model for remote sensing object detection and instance segmentation. *Remote Sensing*, 13(23), 4779.
- [77] Chen, Z., Duan, Y., Wang, W., He, J., Lu, T., Dai, J., & Qiao, Y. (2022). Vision Transformer Adapter for Dense Predictions. arXiv preprint arXiv:2205.08534.
- [78] Neimark, D., Bar, O., Zohar, M., & Asselmann, D. (2021). Video transformer network. In *Proceedings of the IEEE/CVF International Conference on Computer Vision* (pp. 3163-3172).
- [79] Akiba, T., Suzuki, S., & Fukuda, K. (2017). Extremely large minibatch sgd: Training resnet-50 on imagenet in 15 minutes. arXiv preprint arXiv:1711.04325.
- [80] Xu, G., Liu, Z., Li, X., & Loy, C. C. (2020, August). Knowledge distillation meets self-supervision. In *European Conference on Computer Vision* (pp. 588-604). Springer, Cham.

- [81] Hofstätter, S., Althammer, S., Schröder, M., Sertkan, M., & Hanbury, A. (2020). Improving efficient neural ranking models with cross-architecture knowledge distillation. arXiv preprint arXiv:2010.02666.
- [82] Galke, L., Cuber, I., Meyer, C., Nölscher, H. F., Sonderecker, A., & Scherp, A. (2022, July). General Cross-Architecture Distillation of Pretrained Language Models into Matrix Embeddings. In 2022 International Joint Conference on Neural Networks (IJCNN) (pp. 1-10). IEEE.
- [83] Gao, L., Lan, X., Mi, H., Feng, D., Xu, K., & Peng, Y. (2019). Multi-structure-based collaborative online distillation. *Entropy*, 21(4), 357.
- [84] Bhujel, S., & Shakya, S. (2022). Rice Leaf Diseases Classification Using Discriminative Fine Tuning and CLR on EfficientNet. *Journal of Soft Computing Paradigm*, 4(3), 172-187.
- [85] Yuan, H., Cheng, J., Wu, Y., & Zeng, Z. (2022). Low-res Mobile Net: An efficient, lightweight network for low-resolution image classification in resource-constrained scenarios. *Multimedia Tools and Applications*, 1-18.
- [86] Wang, L., Yu, C., Salian, S., Kierat, S., Migacz, S., & Florea, A. F. (2022). GPUNet: Searching the Deployable Convolution Neural Networks for GPUs. arXiv preprint arXiv:2205.00841.
- [87] Yang, Y., Wang, L., Huang, M., Zhu, Q., & Wang, R. (2022). Polarization imaging-based bruise detection of nectarine by using ResNet-18 and ghost bottleneck. *Postharvest Biology and Technology*, 189, 111916.
- [88] Zhang, J., Peng, H., Wu, K., Liu, M., Xiao, B., Fu, J., & Yuan, L. MiniViT: Compressing Vision Transformers with Weight Multiplexing.
- [89] Zhang, J., Peng, H., Wu, K., Liu, M., Xiao, B., Fu, J., & Yuan, L. (2022). MiniViT: Compressing Vision Transformers with Weight Multiplexing. In *Proceedings of the IEEE/CVF Conference on Computer Vision and Pattern Recognition* (pp. 12145-12154).
- [90] Beyer, L., Zhai, X., Royer, A., Markeeva, L., Anil, R., & Kolesnikov, A. (2022). Knowledge distillation: A good teacher is patient and consistent. In *Proceedings of the IEEE/CVF Conference on Computer Vision and Pattern Recognition* (pp. 10925-10934).
- [91] Kim, T., Oh, J., Kim, N., Cho, S., & Yun, S. Y. (2021). Comparing Kullback-Leibler divergence and mean squared error loss in knowledge distillation. arXiv preprint arXiv:2105.08919.