

# FGSI: Distant Supervision for Relation Extraction method based on Fine-Grained Semantic Information

CHENG-HONG SUN, WEI-DONG JI\*, GUO-HUI ZHOU, HUI GUO, ZENG-XIANG YIN AND YU-QI YUE

*Department of Computer Science and Information Engineering  
Harbin Normal University  
Harbin, 150025, China*

*E-mail: sunchenghong1998@163.com, kingjwd@163.com, zhoughuohui@hrbnu.edu.cn, guohui\_hnu@163.com, yinzengxiang@163.com, yueyuqi980717@163.com*

The main purpose of relation extraction is to extract the semantic relationships between tagged pairs of entities in a sentence, which plays an important role in the semantic understanding of sentences and the construction of knowledge graphs. In this paper, we propose that the key semantic information within a sentence plays a key role in the relationship extraction of entities. We propose the hypothesis that the key semantic information inside the sentence plays a key role in entity relationship extraction. And based on this hypothesis, we split the sentence into three segments according to the location of the entity from the inside of the sentence, and find the fine-grained semantic features inside the sentence through the intra-sentence attention mechanism to reduce the interference of irrelevant noise information. The proposed relational extraction model can make full use of the available positive semantic information. The experimental results show that the proposed relation extraction model improves the accuracy-recall curves and P@N values compared with existing methods, which proves the effectiveness of this model.

**Keywords:** relation extraction, distant supervision, fine-grained semantic information, mechanism of attention, gating mechanism

## 1.INTRODUCTION

Relationship extraction aims to identify the relationships between pairs of entities in a plain text sentence to obtain structured knowledge information of the sentence, i.e. triadic information (entity A, relationship, entity B), which is an important research hotspot in natural language processing [1] and important preparation for building knowledge graphs [2]. Current machine learning methods are classified into unsupervised learning [3], supervised learning [4], semi-supervised learning [5], and remotely supervised learning [6], depending on whether the required training corpus is annotated or not. Although the supervised learning method of relation extraction has high accuracy and satisfactory overall performance of the model, it requires manual annotation of the dataset before the model training, which is costly in terms of human, material, and financial resources. With the continuous development of relation extraction techniques, Mintz [6] et al. proposed in 2009 the idea of remote supervision by automatically aligning a knowledge base with a corpus of this relationship. For example, if (Huawei, founder, Ren Zhengfei) is an instance of a triadic relation in Freebase, all sentences containing these two entities will be labeled as founder relations. However, the remotely supervised approach proposed by Mintz [6] has

shortcomings. In the relation extraction task, the strong assumptions proposed by them make the generated data sets suffer from mislabeling and noise interference during the actual model training process, which affects the model performance.

Yang Suizhu [7] et al. proposed noise reduction means for relational models as one of the main research directions for remotely supervised relational extraction tasks. In recent years, scholars have proposed various solutions for sample noise reduction. Surdeanu et al [8] proposed to solve the noise labeling problem by using a multiple-instance learning strategy. Takamatsu et al [9] improved the overall performance of the relational extraction model by designing a generative model to determine the pattern of positive and negative samples, discarding the negative pattern samples, and retaining the positive pattern samples. Zeng et al [10], considering the limitations of traditional natural language processing tools, proposed the use of convolutional neural networks for relation extraction, using word vectors and word position vectors as inputs, and achieved better results than classical machine learning models. Nguyen et al [11] proposed to use multiple scales of windows to extract multidimensional features instead of ordinary lexical features, achieving better results than traditional convolutional neural network models. Zeng et al [12] designed a segmented convolutional neural network to extract sentence features and used multiple instances to eliminate the labeling problem of incorrect samples, reducing the impact of incorrect samples on the overall model performance. Yan Xu et al [13] first proposed to use Long Short-Term Memory (LSTM) for relationship extraction and extract key information by shortest dependency path, which can better extract sentence-level relationships. Yankai Lin et al [14] improved the selection of training sentences for each packet in the multi-instance learning by designing a packet-level attention mechanism to score all sentences in the packet and combined all sentence information in the packet for relationship extraction, which achieved better results than the baseline. Guoliang Ji et al [15] introduced entity description information and sentence-level attention mechanism for remotely supervised relation extraction, which further enriched entity information and reduced noise interference, and achieved better results than the previous baseline model. Peng Zhou et al [16] proposed the use of hierarchical selective attention for remotely supervised relation extraction, whose main idea is to first select relevant sentences by a coarse sentence-level attention mechanism, then construct sentence representations by word-level attention, and finally aggregate sentence representations as model inputs by a fine-sentence-level attention mechanism, and demonstrate the superiority of their model performance through experiments. Feng Jianzhou et al [17] proposed an improved attention mechanism for relation extraction, in which the model finds all positive instances that embody the relation of the same entity pair from the sentence level containing the same entity pair, and then constructs a combined sentence vector, making full use of the semantic information of the positive instances, and achieves better accuracy than the comparison model. Ye Yuxin et al [18] proposed the hypothesis that "the final sentence-aligned labels are noisy observations based on some unknown factors", and learned the probability of transferring real labels to noisy labels by learning automatically labeled data to perform relationship extraction, achieving better results than the mainstream baseline models. Although the sentence-level or packet-level attention mechanism can achieve the goal of obtaining positive corpus, it does not take into account the fine-grained semantic information inside the sentences. If the noise inside the positive corpus is too much, the corpus will be considered as a false

positive corpus after the attention calculation because of the low weight, which is disastrous for the remotely supervised dataset where there are already a lot of noisy utterances.

To accurately identify the relationship between two entities from a sentence, we need to focus on the semantic information within the sentence, and the components of a complete sentence usually include subject, predicate, object, gerund, etc. If a sentence can semantically express the relationship between two entities, then it must be related to the key semantic information in the sentence, and other information is regarded as irrelevant or interfering information. Liu et al [19] showed that in NYT-Freebase, a classical dataset of far-supervised relationship extraction, nearly 99.4% of the sentences contained a large number of noisy words.

This paper proposes a Fine-Grained Semantic Information Piecewise Convolutional Neural Networks (FGSI-PCNN) model for remotely supervised relation extraction based on fine-grained semantic information. The main contributions of this model are reflected in the following points.(1) A new intra-sentence attention mechanism is proposed, which is different from the coarse-grained attention mechanism built at the sentence level or the packet level, for processing fine-grained semantic features within a sentence, highlighting key semantic information and not allowing irrelevant information as well as noisy information to participate in the composition of the sentence feature vector with the same weight.(2) After obtaining the sentence features highlighting fine-grained semantic information based on (1), use the packet-level attention mechanism to filter positive instances of training utterances through a threshold gate and discard noisy sentences, so as to better distinguish between positive and negative instances within all sentences containing the same entity pair, and construct a combined feature vector as training instances. (3) Designing comparative experiments to verify the performance advantages of the proposed relation extraction method in this paper.

## **2. CONVOLUTIONAL NEURAL NETWORK MODEL BASED ON FINE-GRAINED SEMANTIC INFORMATION**

In this paper, we propose a segmented convolutional neural network remote supervised relational extraction model (PCNN-FGSI) based on fine-grained semantic information. The whole model consists of four parts: a text embedding layer based on fine-grained semantic information, a single statement feature output layer, a multi-statement combination feature output layer, and a relational classification layer. The overall structure of the model is shown in Figure 1.

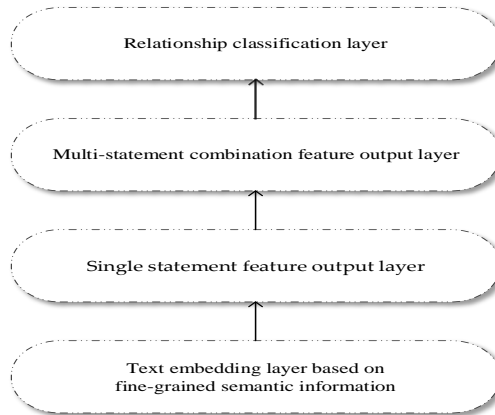


Fig. 1. The overall structure of the PCNN+FGSI model.

In the text embedding layer based on fine-grained semantic information, the whole utterance is divided into three parts by the location of two entities, and then the intra-sentence attention mechanism is used to increase the weight of the part where the key semantic information is located and decrease the weight of the part where the noisy information is located, and the semantic embedding representation with fine-grained semantic information is formed by recombination. When the semantic embedding representation with fine-grained semantic information is obtained, the single statement feature representation is formed through the encoding layer, and the packet-level attention mechanism in the multi-statement combination feature output layer is used to filter the positive instance information from the sentence feature representation containing the same entity pair, and the weights of each positive instance feature representation are obtained and the feature vector is reorganized. The reorganized feature vectors are fed into the relational classification layer to train the classifier, which results in better training of the model.

## 2.1 Text embedding layer based on fine-grained semantic information

The model relies on a neural network to perform the relationship extraction task, while the natural language text cannot be used directly by the neural network. Therefore, in order to perform the tasks related to natural language processing through neural networks, the natural language text must first be transformed into a real-valued vector representation. The model's fine-grained semantic information-based text embedding layer is used to embed natural language text in three steps: word embedding, intra-sentence attention mechanism, and positional embedding, which are described below. The structure of the text embedding layer based on fine-grained semantic information is shown in Figure 2. The training corpus is passed through the word embedding part to form the embedding representation, and after the in-sentence attention mechanism, the key semantic information part is given more weight, and then the positional embedding information is stitched together to form the embedded vector representation of the sentence.

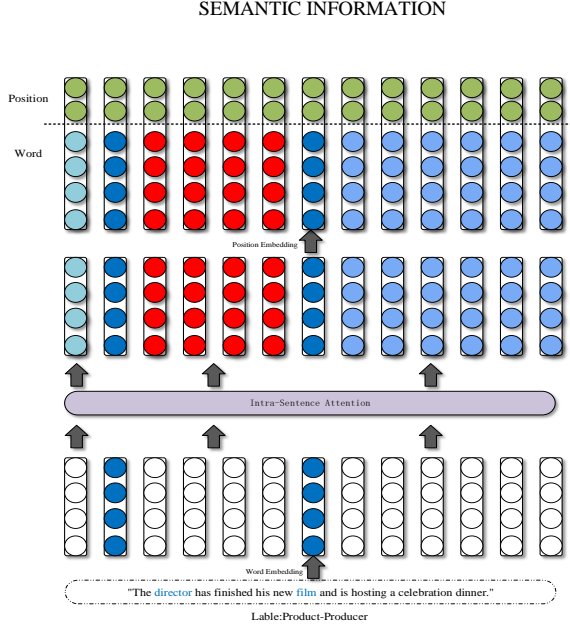


Fig. 2. Structure of the text embedding layer based on fine-grained semantic information.

### 2.1.1 WORD EMBEDDING

Word embedding works by transforming words into computable vectors, i.e. distributed representations of words, mapping each word in the text into a low-dimensional vector representation. The work of Socher et al [20] showed the effectiveness of word embedding work in many natural language processing tasks. In the direction of word embedding work, Bengio et al [21] and Mikolov et al [22] have proposed different methods for training word embedding. In the present model, we use the Stanford Glove pre-trained word vector representation.

Given a sentence,  $s = (w_1, w_2, w_3, e_1, w_4, \dots, w_l, e_2, w_{l+2}, \dots, w_m)$  each word is represented as a  $k_w$ -dimensional real-valued vector via a pre-trained word vector matrix  $E \in \mathbf{R}^{|\mathcal{V}| \times k_w}$ ,  $e_1$  and  $e_2$  represent the two entities, respectively,  $\mathcal{V}$  is the lexicon size (the number of words in the pre-trained corpus of word vectors) and  $m$  is the sentence length.

### 2.1.2 INTRA-SENTENTIAL ATTENTION MECHANISM

Suppose a sentence  $s = (w_1, w_2, w_3, e_1, w_4, \dots, w_l, e_2, w_{l+2}, \dots, w_m)$  containing the entity pair  $\langle e_1, e_2 \rangle$  and labeled with the relation  $r$ . After Section 2.1.1, the word embedding vector representation  $s'$  of the sentence can be obtained, i.e., the matrix  $W^{m \times k_w}$ , where  $m$  denotes the number of words in the sentence and  $k_w$  denotes the word embedding dimension. In this paper, the word embedding vector representation of a sentence is divided into three segments by the position of two entities  $\langle e_1, e_2 \rangle$  in the sentence, i.e.,  $s' = \{s'_1, s'_2, s'_3\}$ . In a sentence that expresses a semantic relationship between two entities within it, it must be related to key semantic information. After dividing the sentence into three parts by the position of the entities, different parts contribute differently to the model's ability to extract the correct entity relationship. For the model to better understand the key semantic information that expresses the different entity relations, different weights are set for these three parts to reflect the contribution of the part to the relation  $r$ . The formula for calculating the weight of each section is as follows :

$$\alpha_i = \frac{\exp(e_i)}{\sum_{k=1}^3 \exp(e_k)}, 1 \leq i \leq 3 \quad (1)$$

Where,  $e_i$  is the contribution of the  $i$ -th part of the sentence to the relationship label  $r$  after it is divided into three parts, and its calculation formula is as follows:

$$e_i = \frac{s'_i \bullet r'}{\|s'_i\| \times \|r'\|} \quad (2)$$

Where,  $s'_i$  represents the embedded vector representation of the  $i$ -th part of the sentence and  $r'$  represents the embedded vector representation of the relationship label  $r$  in the semantic space used in this model. After calculating the contribution of each part, the final embedding vector of the sentence is expressed as follows:

$$s' = \{s'_1 * \alpha_1, s'_2 * \alpha_2, s'_3 * \alpha_3\} \quad (3)$$

### 2.1.3 POSITION EMBEDDING

Zeng et al [10] experimentally demonstrated the importance of positional features in relation extraction tasks, and Feng Jianzhou et al [17] also argued that the word that is close to an entity is usually the key information when determining the relationship between entity pairs in a sentence. Therefore, in order to make the model better capture the structural information of the sentence, this paper introduces positional embedding in the embedding stage and uses positional features to record the relative distance of each word to two entities. An example of the relative distance is shown in Figure 3.




Fig. 3. Relative distance example.

The model finds the relative distance of each word to two entities and then maps these two relative distances to two  $k_p$  dimensional vectors of real values initialized at random.

For each utterance to be put into the model for training, the word embedding and location embedding are concatenated to obtain the sentence vector representation matrix  $X \in \mathbf{R}^{m \times k}$  for the utterance after passing through the embedding layer, where  $m$  denotes the sentence length and  $k$  is the dimension after stitching the word embedding vector and location embedding vector, i.e.,  $k = k_w + k_d \times 2$ .

## 2.2 Single statement feature output layer

Zeng et al [10] and G. Ji et al [15] have shown the effectiveness of the PCNN model for sentence-level feature extraction work. Therefore, in this paper, the PCNN structure is adopted as the single utterance feature output layer of this model, and the specific structure is shown in Figure 4 below. In Figure 4, when the model obtains the embedded representation of the sentence, this embedded vector representation is fed into the PCNN structure, and the feature vector representation of the sentence is obtained after convolution calculation and segmental maximum pooling calculation.

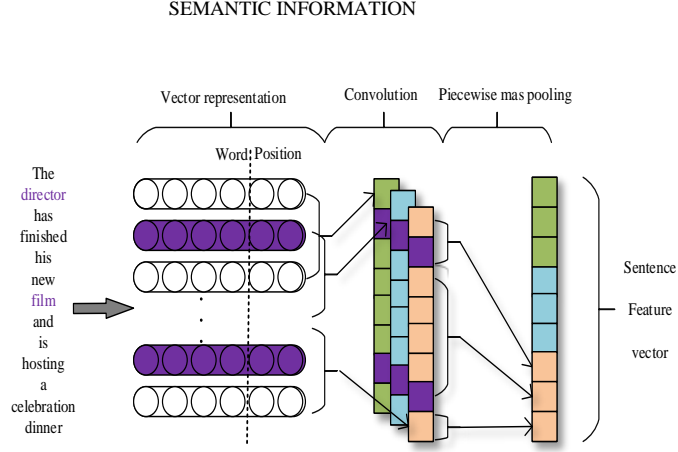


Fig. 4. PCNN structure diagram.

### 2.2.1 CONVOLUTION

To solve the problem of inconsistency in the length of the corpus, this paper adopts the method of sentence padding to align the length of the corpus, and the alignment criterion is the longest corpus in the sample of each round of batch. At the same time, there may be valid information in different positions of a sentence to determine the relationship between target entities. To obtain valid information in different positions, the model needs to predict the relationship classification of the entity by extracting different local features. In deep learning, convolution operations are often used to extract local features at different scales [23]. Dumoulin V [24] et al. conducted an in-depth study of convolution algorithms in deep learning.

The convolution calculation between the definition matrix  $A = (a_{ij})_{m \times n}$  and the matrix  $B = (b)_{m \times n}$  is shown in formula (4):

$$A \otimes B = \sum_{i=1}^m \sum_{j=1}^n a_{ij} b_{ij} \quad (4)$$

Definition  $s'' = \{b_1, b_2, \dots, b_{|s''|}\}$  is the embedded vector representation of the final input sentence obtained after the text embedding layer based on fine-grained semantic information, where  $b_i$  refers to the embedded vector representation of the  $i$ -th word in the sentence and  $b_i \in R^k$ . This article uses  $s''_{i:j}$  represents the horizontal connection matrix of the embedded sequence  $[b_i, b_{i+1}, \dots, b_j]$  in the sentence,  $w$  represents the length of the filter operator,  $W \in R^{w \times k}$  represents the weight matrix of the filter operator. The vector  $c \in R^{|s''|-w+1}$  is obtained by convolution between the filter operator and the embedded vector representation of the sentence. The calculation formula is shown in formula (5):

$$c_j = W \otimes s''_{(j-w+1):j} \quad (5)$$

Where  $1 \leq j \leq |s''| - w + 1$ . In the process of extracting features through convolution calculation, we also need to use different filter operators to extract the feature information of each position of the sentence instance. Therefore, using  $n$  different filter operators, there are  $n$  corresponding weight matrices  $\hat{W} = \{W_1, W_2, \dots, W_n\}$ . All convolution operations in the feature extraction process can be represented by formula (6):

$$c_{ij} = W_i \otimes s''_{(j-w+1):j} \quad (6)$$

Where,  $1 \leq i \leq n$  and  $1 \leq j \leq |s''| - w + 1$ , the feature vector  $C = \{c_1, c_2, \dots, c_n\}$  corresponding to each sentence obtained through convolution calculation.

### 2.2.2 PIECEWISE MAX-POOLING

This pooling approach discards a large amount of redundant information in the network and makes the entire network structure easier to optimize. However, the single maximum pooling operation also has the disadvantage that it often loses some details in the feature map. To solve this problem and to make the model more robust to changes in the location of important features, PCNN divides the sentence instance into three parts based on the location of two entities in a given sentence and performs a max-pooling operation on each part.

The feature vector  $c_i$  obtained by the convolution operation in 2.2.1 can be expressed as  $c_i = \{c_{i,1}, c_{i,2}, c_{i,3}\}$  after divided into three parts by the given entity pair. On the basis of this vector, the segmented maximum pooling operation is performed, that is  $p_{ij} = \max(c_{i,j})$ , where  $1 \leq i \leq n, j = 1, 2, 3$ . Then connect the calculated result vector to get  $p_i = [p_{i1}, p_{i2}, p_{i3}] (i = 1, 2, \dots, n)$ , where  $p \in R^{3n}$ , that is the eigenvector representation of each sentence is obtained after PCNN structure calculation.

### 2.3 Multi-statement combination feature output layer

In order to allow the model to automatically filter out noisy sentences that differ significantly from the labels in the remotely supervised relation extraction task, this layer uses a multi-instance learning strategy and an in-packet attention mechanism to discard all noisy sentences and combine the features of all positive instance sentences as the training positive examples for the final training classifier. The structure of this layer is shown in Figure 5. Each sentence feature vector representation in the packet and the relational query vector are computed with attention, the corresponding weights are obtained, and statements with weights lower than the hyperparameter  $\beta$  are filtered out through a threshold gate, and then the packet-level vector representation is formed according to the weights to participate in the training.

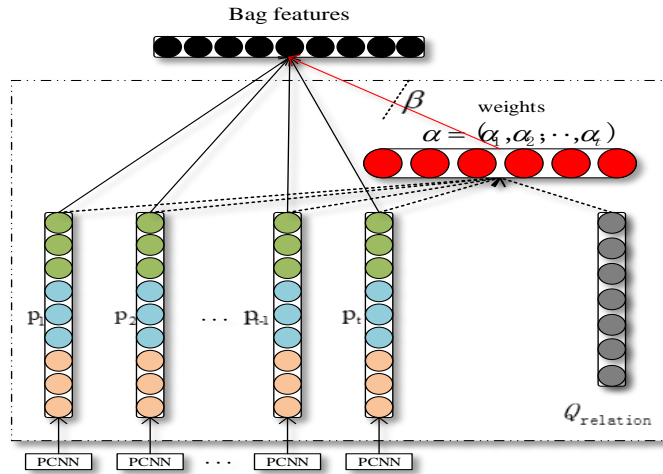


Fig. 5. Multi-statement combination feature output layer.

In this paper, all sentences containing a given entity pair  $\langle e_1, e_2 \rangle$  with relation label



$r$  are included in the set  $S$ . Suppose there are  $t$  sentences satisfying the requirement, then the set  $S$  can be expressed as  $S = \{s_1, s_2, s_3, \dots, s_t\}$ . After Section 2.2, the feature vector representation  $p$  of each utterance can be obtained, and the set of vectors  $P$  corresponding to the set of sentences  $S$  can be expressed as  $P = \{p_1, p_2, p_3, \dots, p_t\}$ . Due to the noise problem of remote supervision, each sentence in the set has a different degree of expression for the relation label  $r$ . Therefore, an in-packet attention mechanism is used to set a weight for each sentence that can express the relation label  $r$  by attention calculation. The weight of each sentence  $(\gamma_1, \gamma_2, \gamma_3, \dots, \gamma_n)$  participating in the composition of the packet-level vector representation after screening by a threshold gate is calculated as shown in equation (7):

$$\gamma_i = \frac{\exp(e_i)}{\sum_{k=1}^n \exp(e_k)}, 1 \leq i \leq n, e_i \geq \beta \quad (7)$$

where  $e_i$  is the degree of correlation between the  $i$ -th statement in the set  $S$  and the relation label  $r$ , which is calculated as shown in equation (8):

$$e_i = \frac{p_i \cdot Q_{relation}}{\|p_i\| \times Q_{relation}}, 1 \leq i \leq t \quad (8)$$

where  $p_i$  represents the feature vector of the  $i$ -th sentence in the set of sentences  $S$ , and  $Q_{relation}$  is the vector representation of the relation label  $r$  in the semantic space, representing the participation of the relation label  $r$  in the calculation of the weight of each sentence.

After intra-sentential attention calculation, each statement in the set  $S$  is given a weight of the expression relation label  $r$ . In this paper, we argue that different sentences in the same set have different degrees of attention to the expression relation label  $r$ , which can be reflected in the weights  $\gamma$  accordingly, so that positive instances score high on the weights  $\gamma$  and negative instances score low on the weights  $\gamma$ . Based on the above assumptions, by setting the hyper-parameter  $\beta$ , the vectors of statements with weights lower than  $\beta$  are filtered out when forming the combined feature vectors of multiple statements, thus avoiding noisy statements to participate in forming the combined feature vectors with lower weights. Suppose that after filtering out the noisy sentences,  $n$  sentences remain in the set  $S$ . The formula for generating the combined feature vector of this set is shown in equation (9):

$$g = \sum_{j=1}^n \gamma_j \cdot p_j, 1 \leq j \leq n, \gamma_j \geq \beta \quad (9)$$

## 2.4 Relationship classification layer

For the set  $S$  in Section 2.3, whose far-supervised relational labels are known, the linear and SoftMax layers are applied to the relational classification layer in this paper in order to be able to compute the probability distribution of the combined feature vectors of this set over the relational classification. Assuming that the combined feature vector of the  $i$ -th set  $S$  is  $g_i$ , the relational probability distribution obtained after the softmax layer of its combined feature vector is shown in equation (10):

$$P(r_i | g_i) = \text{soft max}(W_o g_i + b_o) \quad (10)$$

where,  $W_o \in R^{h \times 3n}$ ,  $h$  represents the number of pre-classified relations.

### 2.5. Model optimization

The model in this paper needs to optimize the parameters  $\theta = (E, D_{he1}, D_{te2}, W, W_o)$ , where  $E$  denotes the word vector,  $D_{he1}$  denotes the position vector of the relative distance of the word with respect to the head entity,  $D_{te2}$  denotes the position vector of the relative distance of the word with respect to the tail entity,  $W$  denotes the parameters involved in performing the convolution operation, and  $W_o$  denotes the parameters of the relational classification layer. The loss function of this model is defined as shown in equation (11):

$$J(\theta) = \sum_{i=1}^N \log p(r_i | g_i, \theta) \quad (11)$$

where,  $N$  represents the number of sentence sets,  $g_i$  represents the combined feature vector of the  $i$ -th sentence set.

In parameter updating, Li Ming et al [25] compared four common optimizers by performing parameter optimization on the handwritten digit recognition MNIST dataset and the FASHION dataset respectively, among which the *Adam* optimizer performed well. Therefore, the *Adam* optimizer is used as the parameter update optimizer for this model. The *Adam* optimizer combines the first-order momentum of SGD-M and the second-order momentum of RMSprop in an optimization algorithm that integrates the mean of the gradient and the variance of the gradient, and adds two correction terms to it, whose formulas are shown in equations (12)-(14):

$$m_t^1 = \frac{m_t}{1 - \beta_1^t} \quad (12)$$

$$v_t^2 = \frac{v_t}{1 - \beta_2^t} \quad (13)$$

$$\omega_{t+1} = \omega_t - lr \times \frac{m_t^1}{v_t^2} \quad (14)$$

where,  $m_t^1$  denotes the deviation of corrected first-order momentum,  $v_t^2$  denotes the deviation of corrected second-order momentum,  $\beta_1, \beta_2 \in [0, 1]$ ,  $lr$  denotes the learning rate.

## 3. EXPERIMENTATION AND EVALUATION

In order to demonstrate the effectiveness of the method proposed in this paper, several sets of comparative experiments are designed in this section to demonstrate the advantages of the method in this paper from different perspectives.

### 3.1 Data set and evaluation indicators

The NYT-10 dataset was published by Riedel et al [12] and many domestic and international scholars have based their experiments on this dataset when conducting research work on remote supervised relationship extraction [26, 27]. The dataset was generated

from relations in the New York Times corpus aligned to Freebase, with sentences taken from the 2005 to 2006 news corpus as the training set and sentences taken from the 2007 news corpus as the test set. This dataset contains 53 types of relationships, including the special relationship type "NA", which means that there is no relationship between two entities. In both the training and test sets, this particular relation type "NA" accounted for the largest proportion of the total training sentences. Among them, in the training set and the test set, the special relation type "NA" occupies the largest proportion in the total training sentences. We set the maximum length of statements in the data set as 256. Figure 4 shows the distribution of statement length in NYT-10 data set. It can be seen that the maximum length distribution of statements is concentrated around 30.

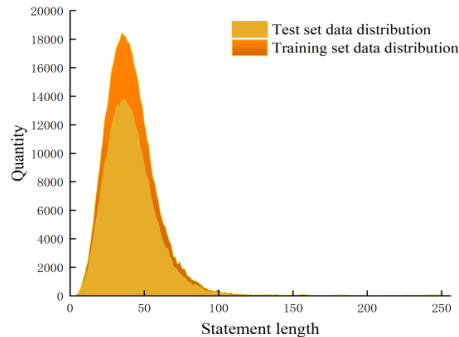


Fig. 6. Data distribution of NYT-10 dataset.

This experiment uses the held-out evaluation method to evaluate the performance of our proposed relational extraction model through the performance of  $PR(Precision - Recall)$  curves,  $P@N$ (Precision@Top N).

### 3.2 Parameter settings

we test the performance of the model on the test dataset by adjusting parameters such as the maximum length of the training statements, the polynomial decay learning rate, the hyperparameters and the batch size, and other parameters using the same parameters as Lin et al [14], Table 1 shows the main parameters used in the experiments of this paper.

**Table 1. PARAMETER SETTINGS.**

Description of parameters	settings
Convolution kernel size	3、4、5
Number of convolution kernels	200
Word vector dimension	200
Location vector dimension	5
Batch size	128
Dropout	0.5
Initial learning rate	1E-2
Minimum learning rate	1E-5

### 3.3 Comparative experimental results and analysis

In order to evaluate the method proposed in this paper on the NYT-10 dataset, several classical baseline methods were selected and compared by using a held-out evaluation, comparing the following baseline methods:

- (1) Mintz [6]: The idea of remote supervision was first introduced and combines the advantages of supervised and unsupervised information extraction.
- (2) MIML [8]: a multi-instance multi-label learning method proposed by Surdeanu.
- (3) PCNN+MAX [10]: Proposed by Zeng to select instances with maximum logistic regression values for training.
- (4) PCNN+MIL [10]: Proposed by Zeng, combining the advantages of multi-instance learning and the PCNN model.
- (5) PCNN+ATT [14]: An improved model based on the PCNN model with a sentence-level attention mechanism proposed by Lin et al.
- (6) APCNNS [15]: an extraction method combining PCNN and entity information proposed by Ji.
- (7) MultiR [28]: Proposed by Hoffmann et al, this model combines a sentence-level extraction model with a simple corpus-level component for aggregating individual facts.
- (8) BGWA [29]: Proposed by Jat S et al. and used for the relational extraction task using a word-level attention mechanism.
- (9) PCNN+RL [30]: Proposed by Jun Feng et al. to apply reinforcement learning to an instance selector to select high-quality sentences for training a relational classifier.

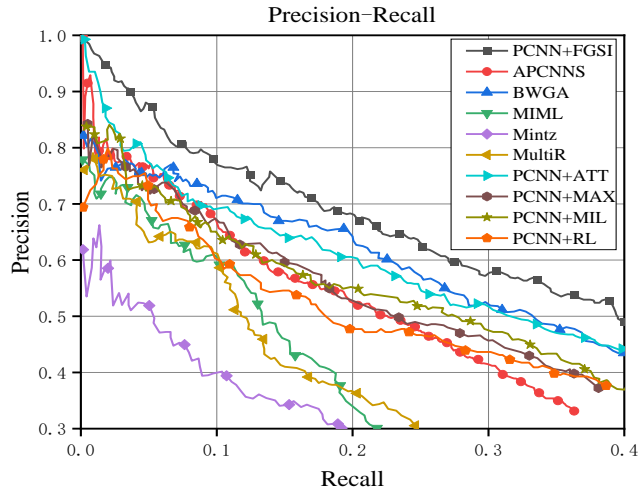


Fig. 7. Precision-Recall Curve.

From Figure 7, it can be seen that (1) traditional relationship extraction methods such as Mintz and MultiR, which are feature-based research methods, do not take into account the noise problem in the dataset, and although the relationship extraction task can be com-

pleted by extracting features, the experimental results are relatively poor due to the interference of too much noise, which also further illustrates the extraction of features from large-scale data through noise reduction importance; (2) In the models using sentence-level attention, it can be seen that the experimental results of PCNN+RL, PCNN+MAX and PCNN+MIL perform poorly compared to the PCNN+ATT model, which is because the PCNN+ATT model can make full use of the information provided by multi-instance utterances while also reducing the weight of noisy sentences by reducing the weight of noisy sentences, which in turn reduces the whole model training period negatively; (3) the APCNNS model, which provides additional entity information for relationship extraction, uses external knowledge to compensate for the noise interference and enriches the instance features, which is an improvement over the PCNN+RL model; (4) the PCNN+FGSI model proposed in this paper, compared with PCNN+ATT, avoids the involvement of noisy sentences through the threshold gate. The composition of the feature vector avoids the interference of noisy sentences. Compared with the BGWA model, the model proposed in this paper does not only focus on a certain word, but looks at segments composed of multiple words, and further reduces the internal noise of the sentence instances involved in training by judging the semantics of the segment and then amplifying the segment information of important semantics through intra-sentence attention, in the whole recall range, the PCNN+FGSI model all achieved the highest accuracy rate.

Table 2 is a table comparing the P@N values of the relationship extraction method proposed in this paper with the baseline model. From the table, it can be seen that the BGWA model has the slowest decline in accuracy among all the baseline models, and the PCNN+FGSI proposed in this paper, although the decline in accuracy is not as good as that of the BGWA model, performs the best in the range of indicators, with an average accuracy 8 percentage points higher than the average of the PCNN+ATT model, which also further validates the advantages of the method proposed in this paper.

**Table 2. P@N comparison table of PCNN+FGSI and baseline model.**

Methods	P@N(%)			
	100	200	300	mean
Mintz	54.0	50.5	45.3	49.9
MIML	70.9	62.8	60.9	64.9
MultiR	64.0	61.5	53.7	59.7
PCNN+MAX	73.3	70.3	65.3	69.6
PCNN+ATT	81.1	71.1	69.4	73.9
PCNN+MIL	74.3	71.7	66.1	70.7
PCNN+RL	74.8	68.2	61.9	68.3
APCNNS	76.3	74.2	69.4	73.3
BGWA	75.2	74.1	71.4	73.6
PCNN+FGSI	86.5	82.7	76.4	81.9

### 3.4 Ablation experiments

In order to investigate the role of text embedding layers with fine-grained semantic information in model experiments, this subsection designs ablation experiments, where the control group (CG) represents the model proposed in this paper (PCNN+FGSI) and the

experimental group (EG) uses a normal text embedding layer, and the PR curves for the experimental and control groups are plotted in Figure 8.

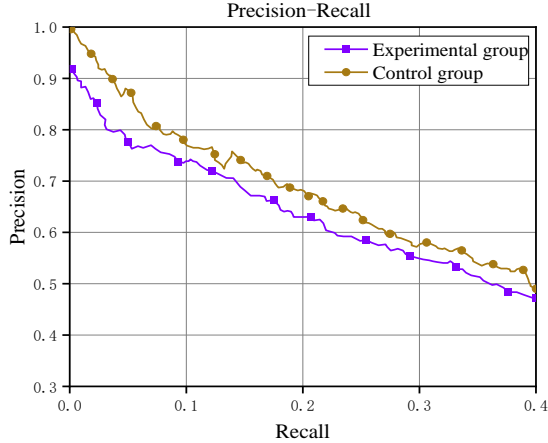


Fig. 8. PR curve of the control experimental group.

This is because the text embedding layer based on fine-grained semantic information can highlight the semantic information expressing entity relationships in the positive corpus, which enables the model to learn fine-grained semantic information expressing entity relationships, and thus better construct robust feature vectors.

This paper also uses P@N to compare the performance of the experimental group with that of the control group. As shown in Table 3.

**Table 3. P@N comparison table of experimental group and control group.**

Methods	P@N(%)			
	100	200	300	mean
EG	82.3	78.4	74.2	78.3
CG	86.5	82.7	76.4	81.9

As can be seen from Table 3, the performance of the experimental group using a common text embedding layer also decreased in the P@N (N=100/200/300) evaluation metric compared to the control group, which is consistent with the findings obtained through the PR curves, indicating that a text embedding layer based on fine-grained semantic information is helpful in improving the performance of the model.

## 4. CONCLUSIONS

This paper proposes a remotely supervised relationship extraction model based on fine-grained semantic information. In order to fully reduce the interference of noisy data in the remotely supervised dataset and make full use of the fine-grained semantic information in the training instance utterances, the model first starts from within the sentence, finds the fine-grained semantic information of positive instances in the utterance segment

that can reflect the label relationship, reduces the interference of irrelevant semantic information, and forms a single utterance. Then, the classifier is trained from within the same package by calculating the relevance of each utterance to the label, screening the positive instances through a threshold gate, and discarding all the noisy utterances to form a high-quality combined feature vector. Extensive experiments have demonstrated that the model proposed in this paper performs better than the baseline model in terms of metrics such as P@N values.

**Funding:** This research was funded by the National Natural Science Foundation of China, grant number 31971015 and funded by Natural Science Foundation of Heilongjiang Province in 2021 under, grant no LH2021F037.

## REFERENCES

1. Zhao Jing-sheng, Song Meng-xue, Gao Xiang. A review of the development and application of natural language processing [J]. Information Technology and Informatization, 2019(07):142-145.
2. Yang Yuji, Xu Bin, Hu Jiawei, Tong Meihan, Zhang Peng, Zheng Li. An Accurate and Efficient Domain Knowledge Graph Construction Method[J].Journal of Software,2018,29(10):2931-2947.DOI:10.13328/j.cnki.jos.005552.
3. Xi Liang, Wang Ruidong, Fan Haoyi, Zhang Fengbin. Unsupervised Deep Anomaly Detection Model Based on Sample Association Perception[J].Acta Sinica,2021,44(11):2317-2331.
4. Liang Liming, Liu Bowen, Yang Hailong, Shi Fei, Chen Xinjian. Supervised retinal vascular extraction based on multi-feature fusion[J].Acta Sinica,2018,41(11):2566-2580.
5. Ding Jiaman , Liu Nan , Zhou Shujie , Jia Lianyin , Li Runxin .Semi-supervised weak label classification method based on regularization[J].Journal of Computer,2022,45(01):69-81.
6. Mintz M, Bills S, Snow R, et al. Distant supervision for relation extraction without labeled data[C]// ACL 2009, Proceedings of the 47th Annual Meeting of the Association for Computational Linguistics and the 4th International Joint Conference on Natural Language Processing of the AFNLP, 2-7 August 2009, Singapore. Association for Computational Linguistics, 2009.
7. Yang Suizhu, Liu Yanxia, Zhang Kaiwen, Hong Yin, Huang Han.Review of Remote Supervision Relation Extraction[J].Journal of Computer,2021,44(08):1636-1660.
8. Surdeanu M, Tibshirani J, Nallapati R, et al. Multi-instance Multi-label Learning for Relation Extraction[C]// Joint Conference on Empirical Methods in Natural Language Processing & Computational Natural Language Learning. 2012.
9. Takamatsu S, Sato I, Nakagawa H. Reducing Wrong Labels in Distant Supervision for Relation Extraction[C]// Meeting of the Association for Computational Linguistics: Long Papers. 2012.
10. Zeng D, Liu K, Lai S, et al. Relation classification via convolutional deep neural network[C]// International Conference on Computational Linguistics. the 25th International Conference on Computational Linguistics, 2014.
11. Nguyen T H, Grishman R. Relation extraction: Perspective from convolutional neural networks[C]// Workshop on Vector Space Modeling for Natural Language Processing. 2015.

12. Zeng D , Kang L , Chen Y , et al. Distant Supervision for Relation Extraction via Piecewise Convolutional Neural Networks[C]// Conference on Empirical Methods in Natural Language Processing. 2015.
13. Xu Y , Mou L , Ge L , et al. Classifying relations via long short term memory networks along shortest dependency paths[J]. computer science, 2015.
14. Lin Y , Shen S , Liu Z , et al. Neural Relation Extraction with Selective Attention over Instances[C]// Proceedings of the 54th Annual Meeting of the Association for Computational Linguistics (Volume 1: Long Papers). 2016.
15. G. Ji, K. Liu, S. He, and J. Zhao, "Distant Supervision for Relation Extraction with Sentence-Level Attention and Entity Descriptions", *AAAI*, vol. 31, no. 1, Feb. 2017.
16. Peng, Zhou, Jiaming, et al. Distant supervision for relation extraction with hierarchical selective attention.[J]. *Neural networks : the official journal of the International Neural Network Society*, 2018.
17. Feng Jianzhou, Song Shasha, Wang Yuanzhuo, Liu Yakun, Wu Hongying, Gong Hao. Entity Relation Extraction Method Based on Improved Attention Mechanism [J]. *Journal of Electronics*, 2019,47(08):1692-1700.
18. Ye Yuxin, Xue Huan, Wang Lu, Ouyang Dantong. Relation extraction from far-supervised neural network based on noisy observations[J]. *Journal of Software*, 2020,31(04):1025-1038. DOI:10.13328/j.cnki.jos .005929.
19. Liu T , Wang K , Chang B , et al. A Soft-label Method for Noise-tolerant Distantly Supervised Relation Extraction[C]// Proceedings of the 2017 Conference on Empirical Methods in Natural Language Processing. 2017.
20. Socher R , Chen D , Manning C D , et al. Reasoning with neural tensor networks for knowledge base completion. Curran Associates Inc. 2013.
21. Bengio Y , Schwenk H , JS Senécal, et al. Neural Probabilistic Language Models[J]. 2006.
22. Mikolov T , Chen K , Corrado G , et al. Efficient Estimation of Word Representations in Vector Space[J]. *Computer Science*, 2013.
23. Collobert R , Weston J , Bottou L , et al. Natural Language Processing (almost) from Scratch[J]. *Journal of Machine Learning Research*, 2011, 12(1):2493-2537.
24. Dumoulin V , Visin F . A guide to convolution arithmetic for deep learning[J]. 2016.
25. Li Ming, Lai Guohong, Chang Yanming, Feng Zhiqiang. Performance Analysis of Different Optimizers in Deep Learning Algorithms [J]. *Information Technology and Informatization*, 2022(03):206-209.
26. Li Si-qi, Zhu Qing, Chen Yu-feng, et al. Relation extraction method of remote supervision integrating multi-head self-attention[J]. *Information Engineering*, 2021,7(06):45-57.
27. Xiangyu Lin, Tianyi Liu, Weijia Jia, and Zhiguo Gong. 2021. Distantly Supervised Relation Extraction using Multi-Layer Revision Network and Confidence-based Multi-Instance Learning. In *Proceedings of the 2021 Conference on Empirical Methods in Natural Language Processing*, pages 165–174, Online and Punta Cana, Dominican Republic. Association for Computational Linguistics.
28. Hoffmann R , Zhang C , Xiao L , et al. Knowledge-Based Weak Supervision for Information Extraction of Overlapping Relations[C]// Meeting of the Association for Computational Linguistics: Human Language Technologies. Association for Computational Linguistics, 2011.
29. Jat S , Khandelwal S , Talukdar P . Improving Distantly Supervised Relation Extraction using Word and Entity Based Attention[J]. 2018.



30. Feng J, Huang M, Li Z, et al. Reinforcement Learning for Relation Classification from Noisy Data. 2017.