

IoT Botnet Detection Using an Economic Deep Learning Model

Nelly Elsayed

School of Information Technology
University of Cincinnati
Ohio, United States
elsayeny@ucmail.uc.edu

Zag ElSayed

School of Information Technology
University of Cincinnati
Ohio, United States
elsayezs@ucmail.uc.edu

Magdy Bayoumi

Dept. of Electrical and Computer Engineering
University of Louisiana at Lafayette
Louisiana, United States
magdy.bayoumi@louisiana.edu

Abstract—The rapid progress in technology innovation usage and distribution has increased in the last decade. The rapid growth of the Internet of Things (IoT) systems worldwide has increased network security challenges created by malicious third parties. Thus, reliable intrusion detection and network forensics systems that consider security concerns and IoT systems limitations are essential to protect such systems. IoT botnet attacks are one of the significant threats to enterprises and individuals. Thus, this paper proposed an economic deep learning-based model for detecting IoT botnet attacks along with different types of attacks. The proposed model achieved higher accuracy than the state-of-the-art detection models using a smaller implementation budget and accelerating the training and detecting processes.

Index Terms—IoT botnet, botnet, deep learning, GRU, green AI

I. INTRODUCTION

The Internet of Things (IoT) is the network between physical devices and cyberspace, such as smart ring bells, smart light bulbs, surveillance cameras, thermostats, smart medical devices, and traffic control systems. It is the automation of all kinds of devices. IoT is also considered a communication system that is interconnected via wireless or wired communication technologies [1]. The main concept of the Internet of things first appeared in 1982 through the Carnegie Mellon University project that modified a Coca-Cola vending machine to be able to report the machine inventory and whether newly loaded drinks were cold or not [2]. This idea became the first ARPANET-connected appliance [2]. Then, in 1999, Kevin Ashton from Procter and Gamble Cooperation (P&G) coined the term "Internet of Things" to describe the system where the physical world connected to the Internet via ubiquitous sensors [3].

Regardless of the simple design of the IoT device, it contains a complex architecture, connection layers, and network components that transfer data and requires a robust security architecture design [57]. As the number of different types of applications and cloud-based systems involve IoT, the security threats on IoT inherently grow. Further, one of the most critical issues of the IoT systems has become security due to IoT hardware and software resource limitations [58]. Maintaining the security of IoT devices is crucial since IoT devices may

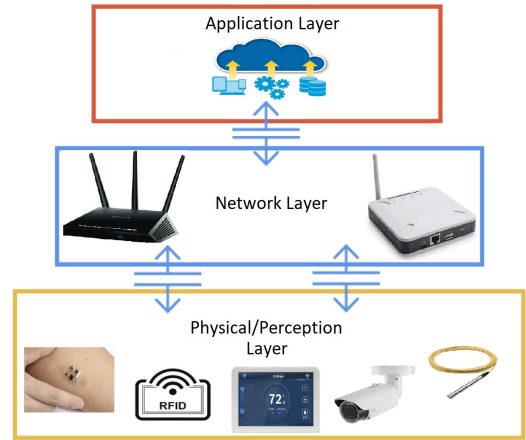


Fig. 1. The three layered architecture framework of the IoT security [4].

contain sensitive data such as a user's personal information, location, and activity.

Distributed Denial of Service Attack (DDoS) is one of the most common attacks on IoT devices [59]–[61]. Such attacks are primarily performed using different IoT botnets, a group of computers that have been infected by malware and come under the control of a malicious actor. Botnets can be designed to accomplish illegal or malicious tasks, including sending spam, stealing data, ransomware, fraudulently clicking on ads, or distributed denial-of-service (DDoS) attacks. Mirai, Omni, EmeryBot, Persirai, and Hide'n Seek are examples of such botnets [11], [61]. Network security monitoring and IoT botnet detection systems are crucial to prevent such malicious attacks [62]–[64]. Thus, in this paper, we address the IoT botnet detection systems and target the green AI implementation concept where the model implementation reduction maintaining the performance is one of the primary goals to reduce power usage [65].

In this paper, we proposed an economic deep learning based model for IoT botnet detection. The proposed model achieves a significant accuracy to detect IoT botnets using a significant smaller implementation budget compared to the state-of-the-

TABLE I
IoT BOTNETS AND THEIR ATTACK TYPES.

IoT Botnet	Attack Types	Exploit Types	Open Source	First Occured
Chuck Norris [5]	DDoS	SSH, Telnet	No	2009
PsyBot [6]	DDoS	SSH, Telnet	No	2009
Tsunami/Kaiten [7], [8]	DDoS	SSH, Telnet	No	2010
Aidra [9]	DDoS	Telnet	Yes	2012
Carana [10]	N/A	Telnet	No	2013
Bashlite/Gafgyt/Qbot [11]	DDoS	Telnet	Yes	2014
LightAidra [12]	DDoS	Telnet	Yes	2014
muBot [13]	DDoS	SSH, Injection	Yes	2014
Wifach [14]	Secure endpoint	Telnet	Yes	2014
XOR DDoS [15]	DDoS	SSH	No	2014
Amnesia [16]	DDoS	RCE	No	2016
Bashlite II [17]	DDoS	SSH, Telnet	No	2016
BillGates botnet [18]	DDoS	SSH	No	2016
Hajime [19]	Secure endpoint	Telnet, TR-069	No	2016
IRC Telnet [20]	DDoS	Telnet	No	2016
Lua Bot [21]	DDoS	N/A	No	2016
NyaDrop [22]	N/A	Telnet	No	2016
Mirai [8]	DDoS	Telnet	Yes	2016
Remaiten [23], [24]	DDoS	Telnet	No	2016
TheMoon [25]	Spying, MPAB-for-hire, PDoS	4 CVs	No	2016
BrickerBot [26], [27]	DDoS, PDoS endpoint	Telnet	No	2017
Persirai [28]	DDoS	UPnP BF	No	2017
Reaper [29], [30]	DoS	HTTP	No	2017
Satori [21], [31]	DDoS	Brutforce	Yes	2017
DoubleDoor [32]	N/A	password	No	2018
Hide and seek [33], [34]	Spying	Telnet, HTTP	No	2018
JenX [35]	DDoS, DDo-for-hire	TCP	Yes	2018
Masuta [36]	BF	DDoS, DDoS-for-hire	Yes	2018
Omni [37]	Cryptojacking	N/A	No	2018
Owari [38]	MPAB-for-hire	password	Yes	2018
Sora [39]	DDoS, MPAB-for-hire	Brutforce	No	2018
VPNFilter [40]	Apying, PDoS	14 CVEs	No	2018
Wicked [41]	DDoS	N/A	No	2018
Bashlite III [42]	DDoS, Cryptojacking	Telnet, UPnP	No	2019
Echobot [43]	DDoS	+50 RCE exploits	No	2019
Stealthworker [44]	Ransomware	SSH, Brutforce	No	2019
Dark Nexus [45]	DDoS	Telnet	No	2020
Fronton [46]	DDoS, Dosinformation	N/A	No	2020
Kaiji [47]	DDoS	SSH	No	2020
Mozi [48]	DDoS, Data Exfiltration, Payload execution	Telnet	No	2020
Ttint [49]	DDoS	zero-day	No	2020
Dark.IoT [50]	DDoS	zero-day, CVE	No	2021
Meris [51], [52]	DDoS	RouterOS	No	2021
EnemyBot [53]	DDoS	SSH, Telnet, Brutforce, RCE	Yes	2022
Zerobot [54]–[56]	DDoS	SSH, Telnet	No	2022

art models. The contribution of this paper can be summarized as follows:

- 1) We proposed an IoT botnet detection system that can classify the botnet attack category and sub category using deep learning.
- 2) The proposed model reduce the implemenration budget

by approximate 76% compared to the current state-of-the-art models in addition to increasing the detection performance. By reducing the implementation budget, the proposed model requires less training time and power to implement the proposed model, leading to green AI model implementation.

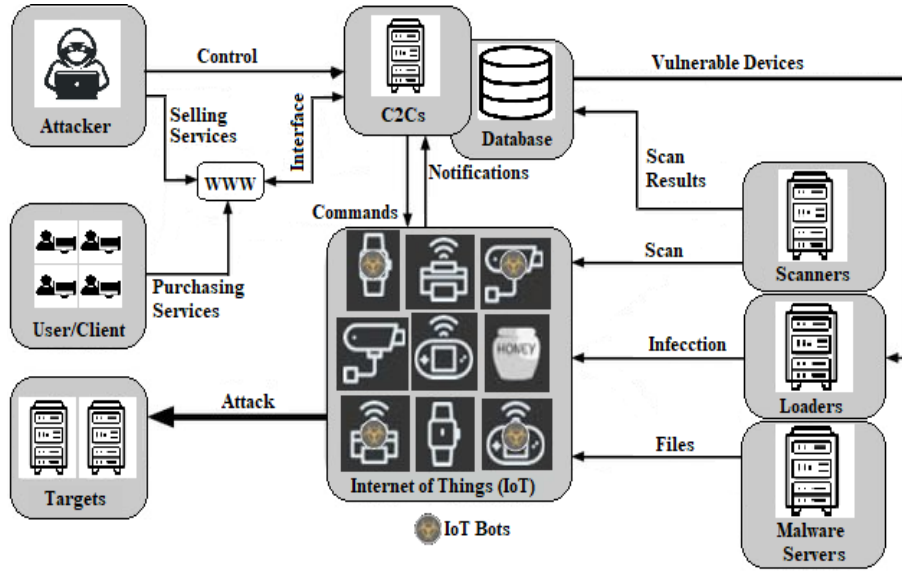


Fig. 2. A diagram of how the IoT botnet attack is performed.

This paper's structure is as follows: Section II describes the IoT architecture components. Section II-A describes the IoT botnets and the IoT botnet attacks threats. Section III describes the proposed model components and architecture. Finally, Section IV provides the experimental results and analysis of the proposed IoT botnet detection model.

II. IOT SECURITY LAYERS

The IoT security layered architecture consists of three layers: the physical/perception layer, the network layer, and the application layer. Figure 1 demonstrated the IoT security architecture layers. The perception layer contains the physical component of the IoT environment, including the sensors and different sensing devices. The network layer consists of the network devices, servers, and the smart things of the IoT. The application layer is responsible for providing the user with specific services via different applications [66].

A. Botnets

The IoT botnet consists of two primary components and an additional (optional) component. The first primary component is the Bot itself which can be an agent or an end zombie IoT device that performs the DDoS attacks on a command [67]. The second primary component is the command-and-control servers (C2Cs) that are used to control the bots. The four optional components are the scanners, the reporting server, the loaders, and the malware distribution server. The scanners are used for scanning vulnerable IoT devices. The reporting server scan reports or collects the results or scan reports from external scammers or IoT bots. The loaders first log on to the vulnerable IoT device and then start to instruct the vulnerable IoT device to download malware. The malware distribution server is the location where the malware code is stored so

TABLE II
THE PROPOSED MODEL SUMMARY.

Layer (type)	Output Shape	Param #
InputLayer	[(None, 16, 1)]	0
Conv1D	(None, 16, 128)	512
BatchNormalization	(None, 16, 128)	512
GRU	(None, 16, 10)	390
Activation	(None, 16, 128)	0
Flatten	(None, 160)	0
GlobalMaxPooling1D	(None, 128)	0
Concatenate	(None, 288)	0
dense (Dense)	(None, 10)	2890
dense_1 (Dense)	(None, 6)	66

that the loader navigates the infected IoT device to download it [67]. Figure 2 shows a diagram of how the IoT botnet attack is performed [68], [69].

There are several IoT botnet attacks that cause different types of cyber attacks, exploits, or both. Table I describes the IoT botnets from 2009 to 2023, including their attack types, the type of exploit they are performed, the year of the first infection, the source of infection, and whether it is open-source or not. The IoT botnets are ordered in the table from the oldest to the newest, followed by an alphabetical order for the botnets that have the same year of occurrence.

III. PROPOSED MODEL

In this paper, we proposed an economic system to detect IoT botnets using a deep learning model. Our proposed model reduces the implementation budget by approximately 79% compared to the state-of-the-art deep learning-based models for IoT botnet detection. Our proposed model used efficient,

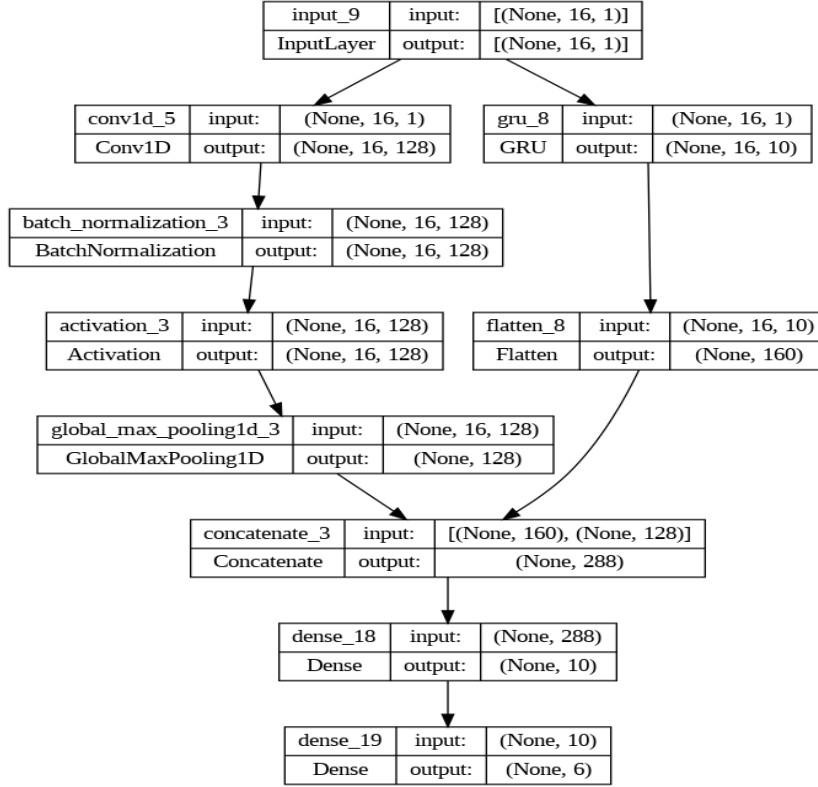


Fig. 3. The proposed model architecture diagram.

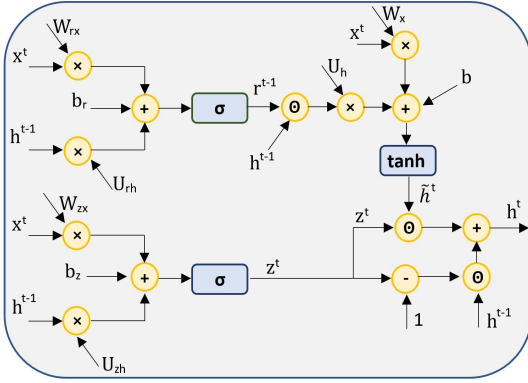


Fig. 4. The GRU architecture diagram showing the corresponding weights of each component.

low-cost implementation deep learning architecture, which is able to achieve efficiency and outperform the state-of-the-art. Therefore, the proposed model requires less implementation power leading to green AI system implementation.

The proposed model architecture is shown in Figure. 3. The proposed model concatenates the gated recurrent neural network capable of learning the temporal information in the data and the spatial information captured via the convolution neural network. Selecting the GRU over other recurrent archi-

ture based on the findings in [70] where combining the GRU with the CNN has higher accuracy results compared to combining the LSTM with CNN. Moreover, the GRU requires less time and implementation budget from software and hardware aspects as it has a smaller architecture than the LSTM [71], [72]. The GRU consist only of two gates: reset and update gates. At time t , the current output of the GRU, $h^{(t)}$ is calculated as follows:

$$z^{(t)} = \sigma(W_{zx}x^{(t)} + U_{zh}h^{(t-1)} + b_z) \quad (1)$$

$$r^{(t)} = \sigma(W_{rx}x^{(t)} + U_{rh}h^{(t-1)} + b_r) \quad (2)$$

$$\tilde{h}^{(t)} = \tanh(W_x x^{(t)} + U_h(r^{(t)} \odot h^{(t-1)}) + b) \quad (3)$$

$$h^{(t)} = (1 - z^{(t)}) \odot h^{(t-1)} + z^{(t)} \odot \tilde{h}^{(t)} \quad (4)$$

where $x^{(t)}$ is the input at time t and $h^{(t-1)}$ is the recurrent output at time $t-1$. $z^{(t)}$ and $r^{(t)}$ are the GRU update and reset gates. $\tilde{h}^{(t)}$ is the output candidate activation. The feedforward weights of the update gate, reset gate, and output candidate activation are W_{zx} , W_{rx} , and W_x , respectively. The recurrent weights of the update gate, reset gate, and output candidate activation are U_{hz} , U_{hr} , and U_h , respectively. The biases of the update gate, reset gate and the output candidate activation are b_z , b_r and b , respectively. The GRU architecture with weights and biases made explicit is shown in Figure 4. σ is the

sigmoid function (Eqn. 5) and \tanh is the hyperbolic tangent (Eqn. 6) [73].

$$f(x) = \sigma(x) = \frac{e^x}{e^x + 1} = \frac{1}{1 + e^{-x}}, \quad (5)$$

$$\tanh(x) = \frac{\sinh(x)}{\cosh(x)} = \frac{e^x - e^{-x}}{e^x + e^{-x}} = \frac{e^{2x} - 1}{e^{2x} + 1} \quad (6)$$

The convolutional layers within the CNN learn to extract the feature representations from the data without the requirement of data preprocessing stages. The global average pooling layer is a pooling operation that designed to replace fully connected layers in the convolutional neural networks [74]. We used the global average pooling layer [75] to interpret the classes and to reduce the number of trainable parameters compared to the fully connected layer without accuracy sacrifice. The concatenation layer concatenates the input from the GRU and the convolutional block. Thus, the total number of parameters of the proposed model is 4370, where 4114 parameters are trainable, and 256 are non-trainable parameters. Thus, the model achieves high detection accuracy using a low implementation budget compared to the current state-of-the-art models. The proposed model summary is shown in Table II, where each layer of the proposed model, its corresponding output shape, and the number of trainable parameters are provided.

TABLE III
THE PROPOSED MODEL OVERALL RESULTS AND STATISTICS.

Metrics	Value
Train accuracy	99.73%
Test Accuracy	99.25%
95% CI	(0.99239,0.99279)
F1-Score	0.9925
Kappa	0.98307
Hamming Loss	0.00741
RCI	0.9828
#Parameters	4370
Train time	25.21 (minutes)

IV. EXPERIMENTS AND RESULTS

A. Dataset

For our model design and testing, we used the UNSW 2018 IoT Botnet Dataset benchmark [76]. This data has been created using a realistic network environment in the Cyber Range Lab of UNSW Canberra. Thus, this dataset is sufficient to create IoT botnet detection models than the non-realistic network environment datasets. The dataset has been collected using a weather station, smart fridge, motion-activated lights, remote-activated garage door, and smart thermostat. The dataset has a binary categorization indicated by 0 as normal and 1 as an IoT botnet attack. In addition, It has subcategories that explicitly indicate the different types of attacks leading to six different subcategories where Class 0 indicates normal, Class (1) indicates DDoS TCP attack, Class (2) indicates DDoS

UDP attack, Class (3) indicates DoS HTTP attack, Class (4) indicates OS Fingr/t attack, and Class (5) indicates Data ex-filtration attack. The dataset's full description and details are provided in [76].

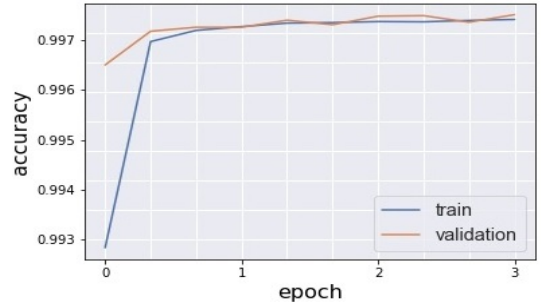


Fig. 5. The training versus validation accuracy over the epochs.

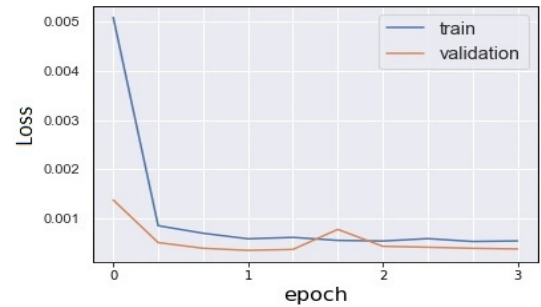


Fig. 6. The training versus validation loss over the epochs.

B. Experiment Parameters

The proposed IoT botnet detection model was implemented on Google Colab using Python 3.8, Tensorflow 2.9.2, Keras 2.9.0, and NumPy 1.21.6. In order to set a fair comparison between our model and the state-of-the-art models for IoT botnet detection [76]. The model was trained for four epochs, and the batch size was set to 10. The UNSW 2018 IoT Botnet Dataset benchmark has already been split into training, and testing datasets with sizes 2927524 and 731867 attributes, respectively. We split the training dataset to train and validation datasets with ratios of 90% and 10%, respectively. For the GRU, the number of unrollments was set to 10, and the weights were initialized using a Truncated Normal initializer. The 1D convolutional layer kernel size was set to three, and the weights were initialized using the he uniform initializer. We used the RMSProp optimization function to compile the model, and the loss was calculated using the categorical cross-entropy function. Figure 5 shows the training versus validation training accuracy over the epochs. Figure 6 shows the training versus validation training loss over the epochs.

Table III shows the proposed model's overall results and statistics including the training and testing accuracies, accuracy

TABLE IV
THE PROPOSED MODEL TESTING STAGE CLASSES STATISTICS.

	Class 0	Class 1	Class 2	Class 3	Class 4	Class 5
ACC(Accuracy)	0.99993	0.99984	0.99287	0.9928	0.99989	0.99985
AGF(Adjusted F-score)	0.99997	0.99983	0.68433	0.86309	0.94874	0.0
AGM(Adjusted geometric mean)	0.99991	0.99985	0.85544	0.92441	0.97189	0
AUC(Area under the ROC curve)	0.99993	0.99984	0.75543	0.86312	0.94542	0.5
AUCI(AUC value interpretation)	Excellent	Excellent	Good	Very Good	Excellent	Poor
ERR(Error rate)	7e-05	0.00016	0.00713	0.0072	0.00011	0.00015
F1-Score	0.99994	0.99982	0.41423	0.77933	0.91446	0.0
Precision	0.99989	0.99982	0.34615	0.83744	0.93933	None
False Negative	4	60	1734	3463	55	107
False Positive	4	57	3487	1806	29	0
True Positive	396568	318277	1846	9304	449	0
True Negative	335251	413473	724800	717294	731334	731760
Y(Youden index)	0.99986	0.99967	0.51085	0.72624	0.89083	0.0
dInd(Distance index)	0.00013	0.00023	0.48438	0.27126	0.10913	1.0
sInd(Similarity index)	0.99991	0.99983	0.65749	0.80819	0.92284	0.29289

macro, precision, recall, F1-Score, specificity. The F1-Score calculated by:

$$precision = \frac{TruePositive}{TruePositive + FalsePositive} \quad (7)$$

$$recall = \frac{TruePositive}{TruePositive + FalseNegative} \quad (8)$$

$$f1-score = 2 \times \frac{precision \times recall}{precision + recall} \quad (9)$$

where TP, FP, FN stand for true-positive, false-positive and false-negative, respectively. The kappa value [77], and the number of trainable parameters on the proposed model are shown in Table III. The kappa value is calculated using the formula:

$$\kappa = \frac{p_o - p_e}{1 - p_e} = 1 - \frac{1 - p_o}{1 - p_e} \quad (10)$$

where p_o is the observed positive recognition, and p_e is the expected positive recognition. Hamming loss defines the fraction of wrong labels to the total number of labels. In multi-class classification, the hamming loss is calculated using the hamming distance between the actual and predicted values.

Table IV shows the statistical analysis of the proposed model results over detecting each class (six classes) of the dataset subcategories.

Table V shows a comparison between the proposed model and the current state-of-the-art architectures for IoT botnet attack detection where N/A indicates that the particular information has not been provided by its authors. For fair gathering of the training time, we re-implement the models that have been clearly described by their authors on the same machine and environment that we have implemented our proposed mode. Our proposed economic model has exceeded the current models' accuracy. In addition, it has a significant reduction in the implementation budget. Moreover, it is faster in both training and testing aspects which is substantial for monitoring the IoT network traffic.

V. CONCLUSION

The Internet of Things cybersecurity challenges have increased rapidly due to the rapid growth of IoT systems and the lack of IoT-focused security tools. In this paper, we focused on designing an economic deep learning-based model to detect IoT botnet attacks along with different types of attacks. Our proposed model has exceeded the accuracy of state-of-the-art IoT botnet detection approaches using only 25% of the implementation budget. Thus, it reduces the implementation budget by approximately 75%. In addition, it exceeds the state-of-the-art accuracy in detecting the IoT botnet types that help to find a sufficient strategy to suppress the attack. Moreover, it accelerates the model training and testing time. Furthermore, it is simple to implement on both hardware and software. Due to the budget reduction, our proposed model reduces the required power for model implementation leading to a green AI implementation design.

REFERENCES

- [1] F. Hussain, R. Hussain, S. A. Hassan, and E. Hossain, "Machine learning in IoT security: Current solutions and future challenges," *IEEE Communications Surveys & Tutorials*, vol. 22, no. 3, pp. 1686–1721, 2020.
- [2] C. Machine, "The only coke machine on the internet," 2014.
- [3] K. Ashton *et al.*, "That 'internet of things' thing," *RFID journal*, vol. 22, no. 7, pp. 97–114, 2009.
- [4] S. W. Azumah, N. Elsayed, V. Adewopo, Z. S. Zaghoul, and C. Li, "A deep lstm based approach for intrusion detection iot devices network in smart home," in *2021 IEEE 7th World Forum on Internet of Things (WF-IoT)*, pp. 836–841, IEEE, 2021.
- [5] M. Janus, "Heads of the hydra. malware for network devices." <https://securelist.com/heads-of-the-hydra-malware-for-network-devices/36396/>. Accessed: 2022-12-15.
- [6] L. Ďurfina, J. Křoustek, and P. Zemek, "Psybot malware: A step-by-step decompilation case study," in *2013 20th Working Conference on Reverse Engineering (WCORE)*, pp. 449–456, IEEE, 2013.
- [7] M. blog, "Malwaremustdie! another story of unix trojan: Tsunami/kaiten.c (irc/bot) w/ flooder, backdoor at a hacked xbsd." <http://blog.malwaremustdie.org/2013/05/story-of-unix-trojan-tsunami-ircbot-w.html>. Accessed: 2022-12-15.

TABLE V
COMPARISON BETWEEN THE PROPOSED MODEL AND THE STATE-OF-THE-ART TRAINING IOT BOTNET ATTACK DETECTION MODELS.

Model	Technique	Dataset	#Parameters	Accuracy	Train Time (seconds)
Koroniotis et al. [78]	Association Rule Mining	UNSW 2015	N/A	86.45%	N/A
Koroniotis et al. [78]	Decision Tree	UNSW 2015	N/A	93.23%	N/A
Koroniotis et al. [78]	Naïve Bayes	UNSW 2015	N/A	72.73%	N/A
Zeeshan et al. [79]	LSTM-CNN	UNSW 2015	N/A	96.32%	N/A
Koroniotis et al. [78]	ANN	UNSW 2015	N/A	63.97%	N/A
Koroniotis et al. [76]	SVM-based	UNSW 2018	N/A	88.372%	1270
Koroniotis et al. [76]	RNN-CNN	UNSW 2018	14316	99740%	8035
Koroniotis et al. [76]	LSTM-CNN	UNSW 2018	14,676	99.7419%	10482
Our model	GRU-CNN	UNSW 2018	4370	99.753%	1592

- [8] G. Kambourakis, C. Kolias, and A. Stavrou, "The mirai botnet and the iot zombie armies," in *MILCOM 2017-2017 IEEE Military Communications Conference (MILCOM)*, pp. 267–272, IEEE, 2017.
- [9] B. Vignau, R. Khoury, and S. Hallé, "10 years of iot malware: A feature-based taxonomy," in *2019 IEEE 19th International Conference on Software Quality, Reliability and Security Companion (QRS-C)*, pp. 458–465, IEEE, 2019.
- [10] E. L. Malécot and D. Inoue, "The carna botnet through the lens of a network telescope," in *International Symposium on Foundations and Practice of Security*, pp. 426–441, Springer, 2013.
- [11] L. McNulty and V. G. Vassilakis, "Iot botnets: Characteristics, exploits, attack capabilities, and targets," in *2022 13th International Symposium on Communication Systems, Networks and Digital Signal Processing (CSNDSP)*, pp. 350–355, IEEE, 2022.
- [12] S. Coltellalese, F. Maria Maggi, A. Marrella, L. Massarelli, and L. Querzoni, "Triage of iot attacks through process mining," in *OTM Confederated International Conferences "On the Move to Meaningful Internet Systems"*, pp. 326–344, Springer, 2019.
- [13] D. Arivudainambi, V. K. KA, P. Visu, *et al.*, "Malware traffic classification using principal component analysis and artificial neural network for extreme surveillance," *Computer Communications*, vol. 147, pp. 50–57, 2019.
- [14] G. Ferronato, "Iot white worms: design and application," Master's thesis, University of Twente, 2020.
- [15] Z. Bederna and T. Szadeczyk, "Cyber espionage through botnets," *Security Journal*, vol. 33, no. 1, pp. 43–62, 2020.
- [16] A. O. Prokofiev, Y. S. Smirnova, and V. A. Surov, "A method to detect internet of things botnets," in *2018 IEEE Conference of Russian Young Researchers in Electrical and Electronic Engineering (EICon-Rus)*, pp. 105–108, IEEE, 2018.
- [17] T. Spring, K. Carpenter, and M. Mimoso, "Bashlite family of malware infects 1 million iot devices," *Threat Post*, 2016.
- [18] S. d. D. de Diego, "HoneyNet for analysing traffic and malware samples,"
- [19] S. Edwards and I. Profetis, "Hajime: Analysis of a decentralized internet worm for iot devices," *Rapidity Networks*, vol. 16, pp. 1–18, 2016.
- [20] W. S. Hamza, H. M. Ibrahim, M. A. Shyaa, and J. J. Stephan, "Iot botnet detection: Challenges and issues," *Test Engineering & Management*, vol. 83, pp. 15092–15097, 2020.
- [21] P. Geenens, "IoT botnet traits and techniques," *Botnets: Architectures, Countermeasures, and Challenges*, p. 101, 2019.
- [22] R. Matthews, "Analysis of system performance metrics towards the detection of cryptojacking in iot devices," 2021.
- [23] P. Paganini, "The linux remaiten malware is building a botnet of iot devices," 2016.
- [24] E. Cozzi, P.-A. Vervier, M. Dell'Amico, Y. Shen, L. Bilge, and D. Balzarotti, "The tangled genealogy of iot malware," in *Annual Computer Security Applications Conference*, pp. 1–16, 2020.
- [25] N. T. Profile, "Themoon botnet," <https://www.cyber.nj.gov/threat-center/threat-profiles/botnet-variants/themoon>, 2016.
- [26] C. Cimpanu, "Brickerbot author claims he bricked two million devices," *Bleeping Computer*, April, 2017.
- [27] M. Shobana and S. Rath, "Iot malware: An analysis of iot device hijacking," *Int. J. Sci. Res. Comput. Sci. Eng. Inf. Technol.*, vol. 5, pp. 2456–3307, 2018.
- [28] T. Yeh, D. Chiu, and K. Lu, "Persirai: New iot botnet targets ip cameras," *Trend Micro*, vol. 9, 2017.
- [29] S. Torabi, E. Bou-Harb, C. Assi, M. Galluscio, A. Boukhtouta, and M. Debbabi, "Inferring, characterizing, and investigating internet-scale malicious iot device activities: A network telescope perspective," in *2018 48th Annual IEEE/IFIP International Conference on Dependable Systems and Networks (DSN)*, pp. 562–573, IEEE, 2018.
- [30] D. G. Beralaluze, "Cybercrime in the iot era," 2019.
- [31] T. Micro, "Source code of iot botnet satori publicly released on pastebin," <https://www.trendmicro.com/vinfo/it/security/news/internet-of-things/source-code-of-iot-botnet-satori-publicly-released-on-pastebin>, 2016. Accessed: 2022-12-16.
- [32] N. T. Profile, "Double door," <https://www.cyber.nj.gov/threat-center/threat-profiles/botnet-variants/doubledoor>, 2018.
- [33] T. Armerding, "In an IoT-filled world, be alert in the wake of hide and seek," <https://www.synopsys.com/blogs/software-security/hide-and-seek-botnet-iot/>, 2018.
- [34] A. Şendriou and V. Diaconescu, "Hide'n'seek: an adaptive peer-to-peer IoT botnet," *architecture*, vol. 3, p. 5, 2018.
- [35] I. X.-F. Exchange, "Jenx botnet," <https://exchange.xforce.ibmcloud.com/collection/JenX-Botnet-c47476c5e6fafd7df487cecd1110a761>, 2018.
- [36] F. Pereira, T. Mitchell, and M. Botvinick, "Machine learning classifiers and fmri: a tutorial overview," *Neuroimage*, vol. 45, no. 1, pp. S199–S209, 2009.
- [37] M. J. Farooq and Q. Zhu, "Modeling, analysis, and mitigation of dynamic botnet formation in wireless IoT networks," *IEEE Transactions on Information Forensics and Security*, vol. 14, no. 9, pp. 2412–2426, 2019.
- [38] incibe cert, "Owari botnet control server uses default login credentials," <https://www.incibe-cert.es/en/early-warning/cybersecurity-highlights/owari-botnet-control-server-uses-default-login-credentials>, 2018.
- [39] nuspire, "Sora the IoT botnet king," <https://www.nuspire.com/blog/sora-the-iot-botnet-king/>, 2018.
- [40] N. T. Profile, "Vpnfilter," <https://www.cyber.nj.gov/threat-center/threat-profiles/botnet-variants/vpnfilter>, 2018.
- [41] C. D. McDermott, J. P. Isaacs, and A. V. Petrovski, "Evaluating awareness and perception of botnet activity within consumer internet-of-things (IoT) networks," in *Informatics*, vol. 6, p. 8, MDPI, 2019.
- [42] Y. Javed and N. Rajabi, "Multi-layer perceptron artificial neural network based IoT botnet traffic classification," in *Proceedings of the Future Technologies Conference*, pp. 973–984, Springer, 2019.
- [43] N. T. Profile, "Echobot," <https://www.cyber.nj.gov/threat-center/threat-profiles/botnet-variants/echobot>, 2019.
- [44] P. Paganini, "Stealthworker botnet targets windows and linux servers," <https://securityaffairs.com/104427/malware/stealthworker-botnet.html>, 2020.
- [45] N. Alert, "New dark nexus botnet targets IoT devices," <https://www.cyber.nj.gov/alerts-advisories/new-dark-nexus-botnet-targets-iot-devices>, 2020.
- [46] N. T. M. I. Company, "Fronton: A botnet for creation, command,

- and control of coordinated inauthentic behavior.” <https://www.nisos.com/blog/fronton-botnet-report/>, 2022.
- [47] L. O’Donnell, “New kaiji botnet targets IoT, Linux devices.” <https://threatpost.com/kaiji-botnet-iot-linux-devices/155463/>, 2020.
 - [48] D. Atch, G. Regev, and R. Bevington, “How to proactively defend against mozi IoT botnet.” <https://www.microsoft.com/en-us/security/blog/2021/08/19/how-to-proactively-defend-against-mozi-iot-botnet/>, 2021.
 - [49] C. Cimpanu, “New ttint IoT botnet caught exploiting two zero-days in tenda routers.” <https://www.zdnet.com/article/new-ttint-iot-botnet-caught-exploiting-two-zero-days-in-tenda-routers/>, 2020.
 - [50] R. T. Alerts, “Dark.IoT botnet.” <https://www.radware.com/security/threat-advisories-and-attack-reports/dark-iot-botnet/>, 2021.
 - [51] M. Dimitrova, “Meris botnet: A ddos plague of a new kind.” <https://sensorstechforum.com/meris-botnet/>, 2021.
 - [52] A. A. Najar and S. Manohar Naik, “Ddos attack detection using mlp and random forest algorithms,” *International Journal of Information Technology*, pp. 1–11, 2022.
 - [53] C. Osborne, “Enemybot: a new mirai, gafgyt hybrid botnet joins the scene.” <https://www.zdnet.com/article/enemybot-a-new-mirai-gafgyt-hybrid-botnet-joins-the-scene/>, 2022.
 - [54] B. Toulas, “New zerobot malware has 21 exploits for big-ip, zyxel, d-link devices.” <https://www.bleepingcomputer.com/news/security/new-zerobot-malware-has-21-exploits-for-big-ip-zyxel-d-link-devices/>. Accessed: 2022-12-15.
 - [55] R. Lakshmanan, “New go-based botnet exploiting exploiting dozens of iot vulnerabilities to expand its network.” <https://thehackernews.com/2022/12/new-go-based-zerobot-botnet-exploiting.html>. Accessed: 2022-12-15.
 - [56] C. Lin, “Zerobot – new go-based botnet campaign targets multiple vulnerabilities.” <https://www.fortinet.com/blog/threat-research/zerobot-new-go-based-botnet-campaign-targets-multiple-vulnerabilities>. Accessed: 2022-12-15.
 - [57] V. Hassija, V. Chamola, V. Saxena, D. Jain, P. Goyal, and B. Sikdar, “A survey on IoT security: application areas, security threats, and solution architectures,” *IEEE Access*, vol. 7, pp. 82721–82743, 2019.
 - [58] M. Sandell and U. Raza, “Application layer coding for IoT: Benefits, limitations, and implementation aspects,” *IEEE Systems Journal*, vol. 13, no. 1, pp. 554–561, 2018.
 - [59] M. Abomhara and G. M. Køien, “Cyber security and the internet of things: vulnerabilities, threats, intruders and attacks,” *Journal of Cyber Security and Mobility*, pp. 65–88, 2015.
 - [60] F. Meneghello, M. Calore, D. Zucchetto, M. Polese, and A. Zanella, “IoT: Internet of threats? a survey of practical security vulnerabilities in real IoT devices,” *IEEE Internet of Things Journal*, vol. 6, no. 5, pp. 8182–8201, 2019.
 - [61] C. Kolias, G. Kambourakis, A. Stavrou, and J. Voas, “Ddos in the iot: Mirai and other botnets,” *Computer*, vol. 50, no. 7, pp. 80–84, 2017.
 - [62] Z. S. Zaghloul, N. Elsayed, C. Li, and M. Bayoumi, “Green iot system architecture for applied autonomous network cybersecurity monitoring,” in *2021 IEEE 7th World Forum on Internet of Things (WF-IoT)*, pp. 628–632, IEEE, 2021.
 - [63] S. Soltan, P. Mittal, and H. V. Poor, “Blackiot: Iot botnet of high wattage devices can disrupt the power grid,” in *27th {USENIX} Security Symposium ({USENIX} Security 18)*, pp. 15–32, 2018.
 - [64] Z. ElSayed, N. Elsayed, C. Li, and M. Bayoumi, “Autonomous low power iot system architecture for cybersecurity monitoring,” *arXiv preprint arXiv:2106.00834*, 2021.
 - [65] R. Schwartz, J. Dodge, N. A. Smith, and O. Etzioni, “Green ai,” *Communications of the ACM*, vol. 63, no. 12, pp. 54–63, 2020.
 - [66] P. Sethi and S. R. Sarangi, “Internet of things: architectures, protocols, and applications,” *Journal of Electrical and Computer Engineering*, vol. 2017, 2017.
 - [67] K. Angrishi, “Turning internet of things (IoT) into internet of vulnerabilities (ioV): IoT botnets,” *arXiv preprint arXiv:1702.03681*, 2017.
 - [68] A. Marzano, D. Alexander, O. Fonseca, E. Fazzion, C. Hoepers, K. Steding-Jessen, M. H. Chaves, Í. Cunha, D. Guedes, and W. Meira, “The evolution of bashlite and mirai IoT botnets,” in *2018 IEEE Symposium on Computers and Communications (ISCC)*, pp. 00813–00818, IEEE, 2018.
 - [69] M. Al-Kasassbeh, M. A. Abbadi, and A. M. Al-Bustanji, “Lightgbm algorithm for malware detection,” in *Science and Information Conference*, pp. 391–403, Springer, 2020.
 - [70] N. Elsayed, A. S. Maida, and M. Bayoumi, “Deep gated recurrent and convolutional network hybrid model for univariate time series classification,” *arXiv preprint arXiv:1812.07683*, 2018.
 - [71] J. Chung, C. Gulcehre, K. Cho, and Y. Bengio, “Empirical evaluation of gated recurrent neural networks on sequence modeling,” *arXiv preprint arXiv:1412.3555*, 2014.
 - [72] Z. S. Zaghloul and N. Elsayed, “The fpga hardware implementation of the gated recurrent unit architecture,” in *SoutheastCon 2021*, pp. 1–5, IEEE, 2021.
 - [73] N. Elsayed, A. S. Maida, and M. Bayoumi, “Empirical activation function effects on unsupervised convolutional lstm learning,” in *2018 IEEE 30th International Conference on Tools with Artificial Intelligence (ICTAI)*, pp. 336–343, IEEE, 2018.
 - [74] M. Lin, Q. Chen, and S. Yan, “Network in network,” *arXiv preprint arXiv:1312.4400*, 2013.
 - [75] Y.-L. Boureau, J. Ponce, and Y. LeCun, “A theoretical analysis of feature pooling in visual recognition,” in *Proceedings of the 27th international conference on machine learning (ICML-10)*, pp. 111–118, 2010.
 - [76] N. Koroniotis, N. Moustafa, E. Sitnikova, and B. Turnbull, “Towards the development of realistic botnet dataset in the internet of things for network forensic analytics: Bot-iot dataset,” *Future Generation Computer Systems*, vol. 100, pp. 779–796, 2019.
 - [77] P. Czodrowski, “Count on kappa,” *Journal of computer-aided molecular design*, vol. 28, no. 11, pp. 1049–1055, 2014.
 - [78] N. Koroniotis, N. Moustafa, E. Sitnikova, and J. Slay, “Towards developing network forensic mechanism for botnet activities in the iot based on machine learning techniques,” in *Mobile Networks and Management: 9th International Conference, MONAMI 2017, Melbourne, Australia, December 13-15, 2017, Proceedings 9*, pp. 30–44, Springer, 2018.
 - [79] M. Zeeshan, Q. Riaz, M. A. Bilal, M. K. Shahzad, H. Jabeen, S. A. Haider, and A. Rahim, “Protocol-based deep intrusion detection for dos and ddos attacks using unsw-nb15 and bot-iot data-sets,” *IEEE Access*, vol. 10, pp. 2269–2283, 2021.