

# MAVERICK: An App-independent and Platform-agnostic Approach to Enforce Policies in IoT Systems at Runtime

M. Hammad Mazhar  
The University of Iowa

Li Li  
Syracuse University

Endadul Hoque  
Syracuse University

Omar Chowdhury  
Stony Brook University

## Abstract

Safety and security issues in programmable IoT systems are still a pressing problem. Many solutions have been proposed to curb unexpected behavior of automation apps installed on IoT platforms by enforcing safety and security policies at runtime. However, all prior work addresses a weaker version of the actual problem as they consider a simple threat model, which is far from the reality. Moreover, these solutions are heavily dependent on the installed apps and catered to specific IoT platforms, which can unfortunately result in inaccurate runtime enforcement of policies. In this paper, we address a stronger version of the problem by considering a realistic threat model, where (i) undesired cyber actions (e.g., lock()/unlock()) can come from not only automation platform backends (e.g., SmartThings) but also close-sourced third-party services (e.g., IFTTT), and (ii) physical actions (e.g., user interactions) on devices can move the IoT system to an unsafe state. We propose a runtime mechanism, dubbed Maverick, which employs an app-independent, platform-agnostic mediator to enforce policies against all undesired cyber actions and applies corrective-actions to bring the IoT system back to a safe state if it ever transitions to an unsafe state. To assist users for writing policies, Maverick is equipped with a policy language capable of expressing rich temporal invariants and an automated toolchain that includes a policy synthesizer and a policy analyzer. We implemented Maverick in a prototype and showed its efficacy in both physical and virtual testbeds where it incurred minimal overhead.

## 1 Introduction

The custom automation capability of Internet-of-Things (IoT) has contributed to its widespread popularity and soaring adoption in many sectors, including smart homes [22]. Numerous modern *programmable IoT platforms* (e.g., SmartThings, OpenHAB, IFTTT) offer a cost-effective automation platform to install user-specified customized applications (aka, *apps*), which in most cases require no explicit support from device

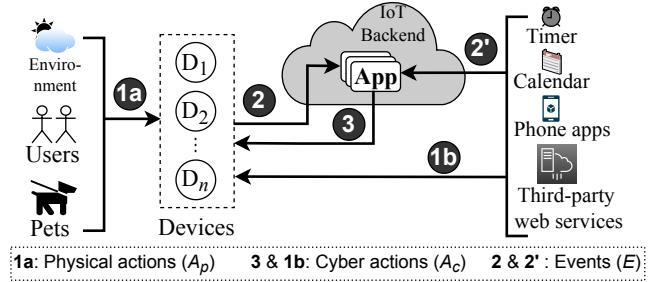


Figure 1: A modern programmable IoT system

(e.g., smart lock) manufactures. Despite tremendous innovation, safety and security concerns in programmable IoT systems are still a pressing issue [66]. One of the sources of this issue revolves around the automation itself. For instance, many apps can inconceivably interact with the installed devices leading to a disastrous outcome, which can compound as a chain-reaction in a smart home with multiple apps. Recently many solutions have been proposed to curb unexpected behavior of apps installed on IoT platforms [5, 12, 13, 16, 19, 23, 38, 69, 70]. One class of prior work hinges on the enforcement of safety and security policies at runtime [13, 19, 38, 69, 70] – the focus of this paper.

In the case of IoT systems, a policy expresses what aspects of the system must not be violated by the current global state of the system (aka, *system-state*, composed of the current internal state of each installed device). An *unsafe* state of the system is a system-state that violates at least one policy at runtime. When the system is in an unsafe state, its safety and security can be compromised, which can result in dire consequences. Any change in the system-state is due to a change in a device’s internal state, which is in turn due to an *action/command* executed on the device (e.g., lock/unlock). Additionally, any change in a device’s state results in an *event* (e.g., locked/unlocked) which can trigger the execution of one or more automation apps (2 in Figure 1).

Some actions can be undesired in the current system-state, because they can induce the system transition into an unsafe

state (e.g., unlocking the front door when nobody is at home). To ensure that the system obeys the given policies at runtime, one needs to prevent undesired actions from reaching the devices. Figure 1 shows the sources of undesired actions in a modern IoT system: *physical actions* ( $\mathcal{A}_p$ ) via user interactions or environmental changes (1a) and *cyber actions* ( $\mathcal{A}_c$ ) sent to devices embedded in network messages (3 and 1b).

To the best of our knowledge, all prior work [13, 19, 38, 69, 69] assume a weaker threat model that considers the apps installed in the IoT platform’s native backend (3 in Figure 1) as the only source of undesired actions. Technically, they all focus on solving whether the installed apps violate the given policies – a *weaker version of the actual problem*. These proposed solutions, as one can imagine, are heavily app-dependent (e.g., require source code) and thus platform-specific. Furthermore, they all safely assume 1a and 1b actions can never transition the system into an unsafe state, which is *unrealistic in practice*. As a result, if the system ever transitions into an unsafe state due to 1a or 1b, these solutions will either be stuck in a limbo [69, 70] or inaccurately enforce policies [13].<sup>1</sup>

App-dependency causes prior solutions to be ineffective in many situations. First, the way IoTGuard [13] and its variants [16, 72] depend on the installed apps can potentially lead them to operate on an out-of-sync system-state managed in their outsourced policy checker, and hence this will result in inaccurate enforcement of policies even if the IoT system is still in a safe state. Secondly, the source code of apps running in third-party services (e.g., IFTTT) is mostly unavailable, and thus prior solutions [12, 13, 19] that need to instrument apps’ source cannot be deployed. Finally, while a solution cannot prevent the system from transitioning to an unsafe state due to a physical action 1a (e.g., the user physically turned off the main water valve), a recovery from the unsafe state can be an option, which no prior work supports.

In this paper, we tackle the *stronger version of the actual problem* where we want to ensure that the deployed IoT system satisfies the user-specified policies at runtime, independent of the IoT backend apps and third party services. To do so, we first expand the threat model where the sources of undesired actions include all possible cyber and physical actions (1a, 1b, and 3 in Figure 1). With this threat model in mind, we *formally* define the stronger version of the problem as the *IoT System Safety Problem* (ISSP) for a general IoT system. ISSP demands a runtime mechanism that can ensure that (R1) a cyber action that can induce the IoT system transition into an unsafe state is prevented from reaching the target device, and (R2) if the system ever transitions into an unsafe state due to a physical action (or a change in the environment), the mechanism can take appropriate actions to bring the system back to a safe state.

We prove that the decision version of ISSP is *undecidable*

in general. However, it is possible to develop a sound solution for the ISSP decision problem under reasonable assumptions. As a solution to this problem, we propose a runtime approach, dubbed **MAVERICK**, that ensures both R1 and R2, while being independent of installed apps (running in the backend or as third-party services).

To ensure R1 while addressing the limited access to apps’ source code, a solution must be able to mediate all cyber actions (1b and 3). MAVERICK tackles this issue by employing a **platform-agnostic mediator** which mediates all communication between the apps and IoT devices (i.e., 2, 3, and 1b in Figure 1) and enforces user-specified policies at runtime. Unlike prior work, we deliberately design this mediator to operate as an individual component (much like a middle-box [10]) away from the platform’s app engine so that it is not at all dependent on the platform’s backend, third-party services, and the installed apps. The mediator is equipped with the necessary communication interfaces to technically act as a man-in-the-middle, but *trusted intermediary*, that intercepts all messages between IoT devices and its backend or third-party services. To be able to reliably enforce policies at runtime, the mediator also faithfully maintains a *shadow* system-state which is always in-sync with the backend.

For R2, MAVERICK introduces the concept of **corrective actions**. A corrective action is technically a cyber action to be sent to an IoT device. Whenever MAVERICK finds that the IoT system is in an unsafe state and violates a policy (say  $P$ ), MAVERICK applies a sequence of corrective actions carefully chosen for  $P$  so that the sequence of corrective actions can nudge the system toward a safe state that satisfies  $P$ .

Often policies for a modern IoT system cannot be enforced reliably without the knowledge of the execution history of the system that captures temporal ordering of events and actions. Some policies are also contingent on environment/system variables. Unlike prior work, we develop a *policy language* that can express conditions on temporal ordering of the past events/actions, rich attributes of the IoT devices and their relationships, and custom predicates on a set of system variables. MAVERICK expects the user to specify the desired policies in this language. For each policy, the user also specifies the corresponding corrective actions.

One can argue that asking users to write policy in a dedicated policy language (like ours) can indeed impede the adoption of MAVERICK in practice. To address this issue, we augment our policy language toolchain with two automated components for policy authoring: *invariant synthesizer* and *policy analyzer*. The invariant synthesizer aims to lift the burden of the user by generating invariants (i.e., fine-grained components of a policy) based on a user-provided set of positive and negative execution traces of the system such that the positive traces satisfy the invariants but the negative ones violate them. The policy analyzer checks the effectiveness of the set of corrective actions chosen by the user.

We implemented a prototype of MAVERICK on top of a

<sup>1</sup> An in-depth comparison with prior work is available in sections 3 and 9

Mosquito MQTT server [47], which communicates with different IoT platform backends and third-party services. On the other hand, for communicating with the IoT devices, our prototype leverages several open-source OpenHAB libraries implementing different protocol stacks to enable support for numerous WPAN technologies (e.g., Z-wave, ZigBee). The mediator of our prototype translates messages back and forth between the MQTT network and the WPAN (e.g., ZigBee) and enforces policies or applies corrective actions as required at runtime. We have empirically evaluated our prototype in both virtual and physical testbeds with system execution examples/scenarios drawn from an existing dataset [45]. Our evaluation reports that MAVERICK is highly effective while incurring minimal overhead on latency and throughput.

**Contributions.** This paper has the following contributions:

1. We introduce the IoT system safety problem (ISSP) which captures a realistic threat model. We show that the decision problem version of ISSP is undecidable in general; however, under reasonable assumptions it is possible to develop a sound algorithm for it.
2. We propose a runtime solution, dubbed MAVERICK, which can enforce policies against undesired cyber actions coming from different sources by employing a platform-agnostic trusted mediator and apply corrective actions to recover the IoT system if it is an unsafe state.
3. For assisting users write policies, we developed a policy language to capture temporal invariants and its necessary automated toolchain, including a policy/invariant synthesizer and a policy analyzer.
4. We implemented the features of MAVERICK and evaluated all its components on both virtual and physical testbeds using an existing dataset. Our evaluation shows that MAVERICK is effective and incurs a minimal overhead.

## 2 Preliminaries

We introduce the preliminaries of programmable IoT systems necessary to understand our technical contributions.

**IoT Devices.** *IoT devices* are the main component of an IoT system. The functionality of an IoT device can be roughly partitioned into two categories: *sensing* and *actuation*. The sensing capabilities of an IoT device allows it to discern one or more environmental events (e.g., change of temperature, presence) based on its on-board sensors. The actuation capabilities allow an IoT device to carry out some tasks based on some *cyber* actions ( $\mathcal{A}_c$ ) or *physical* actions ( $\mathcal{A}_p$ ) (e.g., sending an on command or switching on by pressing the physical switch). Note that, an IoT device may be equipped with multiple sensing and actuation functionality. Each device also maintains one or more states based on the sensing and actuation functionality present on the device. The value of the maintained state can be drawn from a continuous domain (e.g., temperature) or a discrete domain (e.g., whether a smart lock is locked or not). Roughly, an IoT device can be ab-

stractly viewed as a Mealy Machine, which takes one or more events (e.g., environmental change (1a), or a cyber/physical command (1a, 1b or 3)) as inputs, then changes its internal state according to its behavior, and finally generates an output event (2) confirming the state update after processing the input command (e.g., a smart door lock confirming the lock status being locked after receiving the input command lock\_door).

**IoT Hubs/Gateways.** Each IoT device also comes with communication capabilities. The implemented communication technology of the device depends on the manufacturer and ranges from WPAN technologies such as Z-Wave [73], ZigBee [21], Bluetooth/BLE [30], NFC [41], NB-IoT [58], and Wi-Fi to traditional wired LAN connection. In many cases IoT devices do not come with IP-enabled communication technologies, instead relying on an accompanying *manufacturer-specific hub/gateway* device to provide IP-based connectivity. Devices then use some WPAN technologies to connect to the accompanying gateway, which then provides the IP-based communication with the outside world. Manufacturer-specific gateways often support integration with different devices produced by the same manufacturer. They also facilitate the IoT devices under its control to communicate with the device-specific mobile application (aka, *companion app*) as well other types of gateways that are discussed below.

In addition to manufacturer-specific gateways, there are *third-party gateways* (e.g., OpenHAB, Samsung SmartThings, IFTTT). The IoT device manufacturers often provide integrations that allow the devices, possibly through the manufacturer-specific gateways, to communicate with these third-party gateways. These gateways often provide a uniform platform for remotely monitoring, controlling, and automating operations of devices belonging to different manufacturers in a single location. Some of these gateways can be placed locally in the same network (e.g., *local gateway* mode of OpenHAB) whereas others can be backed by cloud backends and are placed remotely (i.e., *cloud-backed, remote gateway* of Samsung SmartThings and IFTTT). Note that, *it is possible to set up an IoT system where all these types of hubs and gateways co-exist*. Figure B3 in the appendix provides an illustration of an IoT system incorporating these components.

**Programmable IoT System.** Abstractly, one can view an IoT system as a distributed system in which IoT devices and hubs/gateways can be considered as individual computational components. Many third-party (also, manufacturer-specific) gateways (e.g., IFTTT, Samsung SmartThings, OpenHAB) provide programming interfaces and abstractions that allow one to customize the operations of the system without having to worry about low-level implementation details (e.g., serialization of concurrent events, delivering messages reliably, underlying communication). When an IoT system is integrated with such platforms, it is called a *programmable IoT system*, as illustrated in Figure 1.

The main goal of a programmable IoT system is often to

provide automation to orchestrate the underlying IoT devices to perform a set of high-level, complex actions when certain conditions are fulfilled. As an example, automatically opening the curtains, starting to brew coffee, and starting the toaster when the user wakes up in the morning. The underlying automation unit of these automation services is an *automation application/app/rule*. At a high level, they can be viewed as (stateful) event-driven programs. At its simplest form, these automation apps take the form of a *trigger action rule* (i.e., if user wakes up, then switch on the coffee machine). However, there are other platforms that support full-fledged event-driven programs, with certain restrictions for ensuring secure execution of automation apps. These platforms execute the installed automation apps while maintaining isolation of the app data. When an event (e.g., the bed sensor sensing that the user woke up) is fed into the automation service, it feeds that event to all the automation apps that registered for the trigger event and then executes them. Any actions generated by the automation apps (e.g., giving the toaster and coffee machine the `switch_on` command) are then routed back to the appropriate IoT devices, possibly through other gateways. Listing 1 provides an example of such an automation routine.

```

1 rule "Morning Routine"
2   when
3     Item BedSensor received update OutOfBed
4   then
5     WindowBlinds.sendCommand(UP)
6     CoffeeMachine.sendCommand(Brew)
7     Toaster.sendCommand(Start)
8 end

```

Listing 1: An example trigger-action rule in OpenHAB

**Controllable and Uncontrollable Automation Services.** The automation services often can also be categorized into *controllable* and *uncontrollable* services. In the former, users have fine-grained control over how the install apps are executed. As an example, one can rewrite an app to include invariant checking hooks and install the rewritten app. Examples of such controllable automation services include OpenHAB and Samsung SmartThings. Uncontrollable automation services provide a limited programming interface and control over the execution of the apps. In those platforms (e.g., IFTTT, Zapier), users can only choose the trigger conditions and the corresponding commands to the IoT devices. Apps executing on those platforms cannot be equipped with custom invariant checking hooks and as a result are not amenable to the runtime approaches that try to regulate actions generated by these apps by instrumenting them [13, 38, 69, 70].

**App marketplaces.** Many platforms often also have community-driven automation app marketplace from which users can download and install apps. There are also other online resources where users voluntarily share their automation apps. None of these sources have any formal vetting process for apps’ correctness and security.

### 3 Motivation and Problem Statement

We now formally define the programmable IoT system safety problem (ISSP) along with its complexity. We start the section by discussing the threat model, a running example, and limitations of current work in solving the IoT safety problem in its entirety.

**Threat Model.** In our threat model, we consider users can install automation apps split across different (third-party) automation services. The source code for such apps may not be accessible or modifiable. Some apps may also be installed on services which communicate actions directly to devices via network messages. These apps can push the IoT system to transition to a state which violates some desired safety (e.g., leaving the oven on when the user is day), privacy (e.g., sharing user home or away status), or security properties (e.g., misusing the coarse-grained access control to leave the door open). However, we assume the IoT devices to behave faithfully when issued a command.

**Motivating example.** To demonstrate why existing work cannot solve the IoT safety problem fully, we use an example from existing work [13] with a slight deviation. Consider a programmable smart home with a water leakage sensor, a smart water system whose main valve can be switched off using a command, a smart sprinkler system [25], a temperature sensor, and a smoke sensor. Assume the user installed two apps, namely, *fire protection app* (FPA) and *water-leakage protection app* (WPA). The FPA switches on the smart sprinkler system when the smoke sensor senses smoke and the temperature is higher than some threshold suggesting potential fire. The WPA switches off the main water valve whenever the water leakage sensor senses flooding. In case of a fire, the smart sprinkler system will go off due to FPA. After some-time, however, the water leak sensor will sense flooding, and WPA will switch off the main water valve, causing no water to be sprayed by the sprinklers, letting the fire go on unchecked. The ideal response would have been to ignore the flooding and take care of the fire first. This can be done by preventing WPA from switching off the main water valve and thus help control the fire.

While prior work like Expat [70], Patriot [69] can take the ideal measure as long as they are equipped with appropriate policy, IoTGuard [13] will be unable to take the ideal measure even with the proper policy in place because of its policy enforcement mechanism based on a reachability analysis, which lacks the ability to handle app interactions through physical channels (e.g., water, air) [19]. One can find this counter-intuitive, but it is a fact which we also learned from an attempt to implement IoTGuard.<sup>2</sup>

Now we will extend our example to cover all types of cyber actions (③ and ⑪ in Figure 1). Suppose the user installed FPA in the smart home’s native IoT backend (e.g., OpenHAB) as shown in Listing A1 and installed WPA in an third-party

<sup>2</sup>The full implementation of IoTGuard [13] is not publicly available



F#	Feature	IoTGuard	ExPAT	PatIoT	ContextIoT	IoTSafe	MAVERICK
F1	Stronger threat model						✓
F2	Mediate cyber actions <b>3</b> in Figure 1	✓	✓	✓	✓	✓	✓
F3	Mediate cyber actions <b>1b</b> in Figure 1						✓
F4	Recover from unsafe state due to <b>1a</b> in Figure 1					⊖	✓
F5	Clear distinction between apps and policies		✓	✓			✓
F6	App-dependent core mechanism	✓			✓	✓	
F7	Require app instrumentation	✓	✓	✓	✓	✓	
F8	Out-of-sync state management	✓			✓	✓	
F9	Require user involvement during policy enforcement	✓			✓		

Table 1: Comparison of MAVERICK with IoTGuard [13], EXPAT [70], PatIoT [69], ContextIoT [38], and IoTSafe [19]. ✓ refers to the feature being supported/available/implemented whereas ⊖ refers to the feature being partially supported/implemented and an empty cell refers to the feature being not required/implemented/supported/applicable.

service (e.g., IFTTT) as in this app [37] (also shown in Figure A1), where the user does not access to the WPA’s actual source code.<sup>3</sup> While the cyber actions sent by FPA represents **3**, the cyber actions by WPA represents **1b**. No prior work [13, 19, 69, 70] can prevent WPA from switching off the main water valve, because of their inability to mediate cyber actions sent by WPA, running on a third-party service.<sup>4</sup> On the other hand, MAVERICK takes the ideal measure, because it is designed to mediate all cyber actions (**3** and **1b**) with the help of its platform-agnostic mediator, which is independent of any installed apps and deployed away from the underlying platform’s backend and third-party services.

Next we will incorporate some physical actions (**1a** in Figure 1) in our example. Assume the user has turned off the main water valve physically (may be for some maintenance purpose) and forgot to turn it back on; as a result, the system has moved to an unsafe state. In case of a fire, even if FPA turns on the sprinklers, no water will be sprayed because the main water valve is closed. No prior work [13, 19, 69, 70] can take any measure to recover the IoT system from this unsafe state. On the contrary, MAVERICK’s mechanism to deploy corrective actions can nudge the IoT system back to a safe state, for example, by sending a cyber action like `water_valve.On()`. Once the system moves back to a safe state where the water valve is open, the sprinklers will spray water when FPA turns them on.

**Inadequacy of prior work.** In Table 1, we outline how prior work (IoTGuard [13], Expat [70], Patriot [69], ContextIoT [38], IoTSafe [19]) closely related to MAVERICK are quite inadequate in terms of multiple perspectives, highly important to the IoT safety problem. In this section, we will only

<sup>3</sup>Installing automation apps in a third-party service is a reasonable assumption because devices often come with their companion phone apps which are used to set up such automation. But unlike FPA, WPA will be operated, controlled and monitored through the third-party’s own cloud-based backend.

<sup>4</sup>Contrary to popular belief, prior work like IoTGuard [13] and others [19, 69, 70] cannot actually mediate the cyber actions sent by IFTTT apps, because they rely on the instrumentation of apps’ source code to mediate actions and enforce policies, but unfortunately an IFTTT app’s source code is not available and thus cannot be instrumented.

concentrate on some key perspectives, and the rest will be covered later in the paper.

No prior work supports the stronger threat model (F1) that MAVERICK considers to address as outlined earlier. Unlike MAVERICK, all those existing works need to instrument apps’ source code (F7), which impedes their mediation of cyber actions **1b** sent by the apps running on third-party services (F3) where the access to an app’s source code is not allowed.

The core mechanism of many existing works are heavily dependent and fully driven by the installed apps (F6). For instance, IoTGuard and IoTSafe rely on app interactions to generate dynamic interaction graphs, a key component to be used in their policy enforcement step at runtime. Technically, these graphs record and manage a shadow copy of the system-state for their outsourced policy checker. But if a change in a device’s state (aka, an event) does not trigger any installed app, this event will never be recorded in the generated graph, resulting in a shadow system-state that is out-of-sync with the reality (F8). Hence, these works can inaccurately and unreliably enforce policies even if the IoT system is still a safe state.

Informally, automation apps dictate what actions will be taken if a specific set of events occurs, while policies represent what aspects of the system must not be violated where a violation can compromise the safety or security of the system. Barring Expat and Patriot, existing works (e.g., IoTGuard, IoT-Safe, ContextIoT) cannot establish a clear distinction between apps and policies (F5). Therefore, their implemented policy enforcement mechanisms become incomprehensible in many of their own test cases. However, it appears that some of IoT-Safe’s policies can *inadvertently* recover the system from an unsafe state caused by **1a** actions (F4). Further investigation reveals that those policies are much like apps deploying some cyber actions (akin to our corrective actions) rather than policies defining what must not be violated. Hence, in Table 1, we marked IoTSafe as ⊖ to denote that it supports the recovery feature partially. Sometimes IoTGuard’s policies are so much general that it involves the user (F9) to actively resolve a conflict during the policy enforcement, while ContextIoT always asks the user to make a decision when an app contemplates

an action of interest.

**IoT System Safety Problem (ISSP).** A given programmable IoT system  $I$  can be viewed as a state machine and can be expressed as a tuple  $\langle S, \mathcal{V}, \mathcal{D}, \mathcal{A}, \mathbb{P}, \mathcal{R} \rangle$ .  $\mathcal{V}$  is the (possibly, infinite) set of variables whose values can be drawn from the (possibly, infinite) set of constants  $\mathcal{D}$  while making sure the types of variables are respected (e.g., a variable of type real can be assigned only real values, not string constants).  $S$  is the (possibly, infinite) set of states where each of which  $s \in S$  maps all variables  $v \in \mathcal{V}$  to a value from  $\mathcal{D}$ . Suppose  $\mathcal{V} = \{\text{BedroomLightState}, \dots\}$  and  $\mathcal{D} = \{\text{lightON}, \text{lightOFF}, \dots\}$ , then a possible state  $s \in S$  could be  $s = [\text{BedroomLightState} \mapsto \text{lightON}, \dots]$ .  $\mathcal{A}$  is a finite set of high level commands that can be issued to the devices and can be decomposed into cyber commands (i.e.,  $\mathcal{A}_c$ ) to be issued by automation services and human commands to be issued by the human or environment (i.e.,  $\mathcal{A}_e$ ) where  $\mathcal{A} = \mathcal{A}_c \cup \mathcal{A}_e$ .  $\mathbb{P} : S \rightarrow \{\text{true}, \text{false}\} \times C$  is a function that takes a state and decides whether that state is safe or not. In case, the state is not safe, it also returns a sequence of *corrective actions*  $C \in C$ , each action in  $C$  is drawn from the set  $\mathcal{A}_c$ .  $\mathcal{R} \subseteq S \times \mathcal{A} \times S$  is the left-total transition relation, which given the current state  $s \in S$  and a contemplated action  $a \in \mathcal{A}$ , decides which state  $I$  moves to next. *The ISSP problem requires that  $I$  never moves to an unsafe state defined by a given policy  $\mathbb{P}$ , and even if it moves to an unsafe state, possibly due to an action in  $\mathcal{A}_e$ , then it eventually moves back to a safe state according to the given policy  $\mathbb{P}$ .* As we show below, the decision version of ISSP is undecidable.

**Theorem 1 (Decision ISSP)** *Given a programmable IoT system  $I = \langle S, \mathcal{V}, \mathcal{D}, \mathcal{A}, \mathbb{P}, \mathcal{R} \rangle$  where  $\mathbb{P} \in \mathbb{P}$  and an unsafe state  $s \in S$ , deciding whether  $I$  can be transitioned to a safe state  $s^* \in S$  according to  $\mathbb{P}$  is an undecidable problem.*

We show the undecidability result by reducing the Turing machine halting problem to the decision version of ISSP. The main idea is to encode the infinite tape of a Turing machine with variables in  $\mathcal{V}$ , the tape head of the Turing machine with a dedicated variable in  $\mathcal{V}$ , the initial state with  $s$ , alphabet with  $\mathcal{A}$ , and the Turing machine's transition relation inside the policy  $\mathbb{P}$ . A full proof may be found in Appendix C.

## 4 MAVERICK Overview

We now provide a design overview of MAVERICK, highlighting the characteristics of each component. As we have discussed in Section 2, it is possible to organize IoT devices, and different automation services and hubs into a variety of IoT system architectures. Needing to provide policy checking of these different IoT system architectures in an app- and platform-agnostic way is what makes designing MAVERICK challenging. The main design decision is where to place the MAVERICK's policy checker in an IoT system such that it has a full view of all the cyber actions (i.e., actions performed

by automation services) and state updates without requiring explicit support from the device manufacturers or automation service providers.

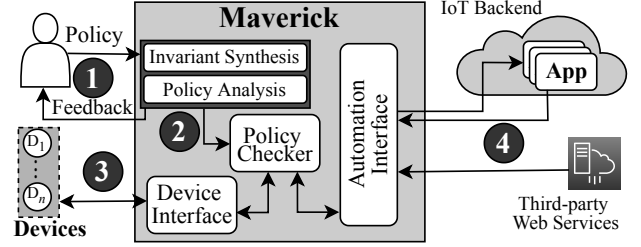


Figure 2: Overview of MAVERICK's design

We design MAVERICK as a man-in-the-middle, but trusted intermediary, illustrated in Figure 2. In its most general form, MAVERICK can be viewed as an amalgamation of the following three components: (a) *A local device interface* to which devices can connect using one of the supported communication protocols (e.g., ZigBee, Z-Wave, Bluetooth/BLE, Wi-Fi) and share status updates (aka, events). MAVERICK issues actions (predominantly, relaying the actions generated from the automation apps) to a connected device using this interface. (b) *An automation service interface* to which the automation services connect for issuing actions destined to the installed IoT devices. The same interface is used by MAVERICK to forward any events to the automation services. (c) *A policy checker*, which receives events from IoT devices and actions from the different services and checks for safety violation. In case of safety violation, it issues the relevant corrective actions. It has an internal timer, which periodically fires and triggers the policy/invariant checking.

**High-level Workflow.** Configuring MAVERICK begins with the user connecting all her IoT devices to the MAVERICK's local device interface and registering all the automation services (including, IoT platform backends and third-party services) using MAVERICK's automation service interface. Then the user writes the policies by interacting with its *invariant synthesizer* and *policy analyzer* (1). At this step, the user also receives feedback on the satisfiability of contemplated policies and finalizes the desired policies. The selected policies are then provided to the policy checker (2).

Whenever a device has a state update it forwards that to MAVERICK's device interface (3), which then forwards it to the policy checker. If the invariants are all satisfied, then this device update is forwarded to registered automation services. In case one or more invariants are violated, the policy checker uses the device interface to issue corrective actions. In case an automation service issues a command for a device through MAVERICK's automation service interface (4), the policy checker is consulted. In case all invariants are satisfied, the issued command is forwarded to the target device. Otherwise, the command is dropped and necessary corrective actions are taken.

**Supported devices.** Any device that can connect with a hub using Bluetooth/BLE, ZigBee, Z-wave, MQTT, and Wi-Fi should be supported by MAVERICK. The only caveat is that if a device directly connects to the automation service through an IP connection that is protected by SSL/TLS, then MAVERICK cannot support it. This is not very restrictive because most of the modern IoT devices support one of the communication protocols supported by MAVERICK making it general enough to be deployed in practice. In addition, any safety-violating commands issued through the SSL/TLS protected IP channel to a device can be reverted by the corrective actions whenever MAVERICK receives the state updates due to the said command. Connecting a device to the MAVERICK’s device interface does not require any modifications to the device, such as different firmware. The same goes for connecting different automation services to MAVERICK.

## 5 Policy Language and Authoring

We now describe the policy language and the associated tools we provide to help users write policies for MAVERICK. A policy in MAVERICK is not only used to define whether a given IoT system state is safe but also used to provide corrective actions that can help the system move towards a safe state if it were to transition to an unsafe state.

### 5.1 Policy Language and Policy Checking

A policy  $\mathcal{P} \in \mathbb{P}$  in MAVERICK is represented as a sequence of *policy rules*  $\wp_j$  where  $j \in \mathbb{N}$ . Each policy rule  $\wp_j$  is of the form  $\langle I_j : C_j \rangle$  in which  $I_j$  denotes the *invariant* that must always be maintained by the IoT system whereas  $C_j$  is the *sequence of corrective actions* that must be taken if  $I_j$  were to be violated. Any state  $s \in \mathcal{S}$  of the programmable IoT system  $I$  is considered *unsafe* if and only if it violates the following formula:  $\bigwedge_{0 \leq j < N} I_j$  (i.e., the given state  $s$  does not satisfy all the invariants of a given  $\mathcal{P}$ ).

The corrective actions component of a policy rule  $\wp_j$ ,  $C_j$ , is a sequence and has the form  $[a_0, a_1, a_2, \dots, a_{m-1}]$  in which each  $a_i \in \mathcal{A}_c$  is a command to an IoT device to change its state. The available commands  $a_i$  that can be used in the  $C_j$  component of a policy rule depends on the installed IoT devices. The abstract syntax of an invariant  $I_j$  of a policy rule  $\wp_j$  is given below.

$\langle \text{Invariant} \rangle \quad I ::= \text{If } \Phi \text{ Then } \Psi$   
 $\langle \text{IfCondition} \rangle \quad \Phi ::= p \mid \Phi_1 \text{ and } \Phi_2 \mid \text{not } \Phi \mid \text{true}$   
 $\langle \text{ThenCondition} \rangle \quad \Psi ::= \Phi \mid \Psi_1 \text{ since } \Psi_2 \mid \text{yesterday } \Psi$   
 $\langle \text{Predicate} \rangle \quad p ::= t_1 \boxplus t_2 \mid p_1 \text{ and } p_2 \mid \text{not } p \mid \text{true}$   
 $\langle \text{Term} \rangle \quad t ::= x \in \mathcal{V} \mid \langle \text{const.} \rangle \mid \text{func.}(t_1, \dots, t_n)$

Logically, an invariant  $I$  can be viewed as “ $\Phi \rightarrow \Psi$ ” in which “ $\rightarrow$ ” denotes logical implication (meaning, **If**  $\Phi$  is true

**Then**  $\Psi$  must be true). In an invariant  $I \equiv \text{If } \Phi \text{ Then } \Psi$ , the if-condition  $\Phi$  can be a predicate  $p$ , the constant true, or their logical combinations. In addition to the form of  $\Phi$ , the then-condition  $\Psi$  also allows standard past temporal operators (i.e., since and yesterday) found in linear temporal logic (LTL) [55]. One of the atomic components of the invariant language is a predicate  $p$ . A predicate can be a relational operator  $\boxplus$  (e.g.,  $\leq, \neq$ ) applied to a pair of terms or logical combinations of multiple predicates. A term is a variable  $x$  drawn from the set of variables  $\mathcal{V}$ , a constant (e.g., “ON”, 2, 84.9), or a function applied to one or more terms (e.g., RoomTemperature + 10).

**Example 1** A user wishes to devise a policy that ensures that their front door is locked whenever they are away from home. The invariant for this policy can be defined as

$I = \text{If AwayFromHome Then FrontDoorLocked}$

with predicates defined as:

AwayFromHome = (HomeMode.status == “Away”)

FrontDoorLocked = (FrontDoorLock.status == “locked”)

This invariant can be violated in two ways: (1) a command to “unlock” the door received from the automation system is allowed to reach the device or (2) the front door lock reports an “unlocked” status. For (1), the corrective action is to drop the “unlock” command and for (2), the front door is relocked by sending a “lock” command to it. This set of corrective actions is defined as:

$C = \{\text{drop\_command}(\text{“unlock”}), (\text{send\_command}, \text{“lock”})\}$

The resultant policy is defined as  $\mathcal{P} = \{ \langle I, C \rangle \}$

**Policy checking.** MAVERICK’s policy checker gets triggered by one of the following three conditions: (1) a downstream command is being sent to a device; (2) a device changed its state and a corresponding state update message is being sent upstream; (3) a global policy checker timer expired. In all cases, the policy checker checks each invariant for violation. For policy rule violation, the policy checker triggers the associated corrective actions. The corrective actions are, however, not regulated by the policy checker. The policy checking in condition (1), especially due to downstream commands sent from uncontrollable third-party automation services to the IoT devices, is what differentiates MAVERICK’s approach from another possible approach in which the policy checker is deployed in an automation service as a trigger-action rule. This is because MAVERICK can preemptively avoid the IoT system to transition into an unsafe state by denying the violating commands (i.e., through the special drop\_command corrective action) which the other approach cannot. The other approach is more reactive as it can only react after the contemplated command has been taken place, possibly causing an unsafe transition. The policy checking for condition (2) is

necessary for bringing the system to safe state in the case the system transitioned to an unsafe state due to a physical action or a command issued to the device through a channel that is unobservable by MAVERICK. Policy checking in condition (3) is necessary especially when it takes multiple iterations of corrective actions to navigate the system to a safe state.

MAVERICK's policy checker takes as input the current state, the execution history  $\sigma$ , and the policy  $\mathcal{P}$ , then it generates a sequence of corrective actions (possibly empty when all the invariants hold). In addition, for condition (1), it also allows the contemplated downstream command to reach the target device. If one carefully looks at the policy language, one can easily see the structure of each invariant to be a restricted, first-order linear temporal logic formula (i.e., no quantifiers). One can use standard techniques from the runtime verification literature [8] to check the invariant in an efficient way without having to store the whole execution history of the system.

## 5.2 Policy Authoring

We now discuss tools we have designed to help users to write policies in the above language. Before we discuss the details, we will first present the high-level policy authoring workflow.

**Policy Authoring Workflow.** The policy authoring workflow starts by the user identifying a set of scenarios that are undesirable (i.e., unsafe) for the IoT system to be in. For each such scenario, the authors generates one or more diverse, example system executions/*traces* in which the undesired state did not arise (i.e., *positive examples*). The users then generate a diverse set of example system execution where the undesired state occurred (i.e., *negative examples*). The user feeds those example traces into our *automatic invariant synthesizer*. The invariant synthesizer outputs a set of candidate invariants which satisfy each of the positive examples but reject each of the negative examples. The user chooses the appropriate invariant out of these candidates and selects the sequence of corrective actions. Once all the invariants and their corrective actions have been generated, they are fed into the *automatic policy analyzer*, which will check whether the policy has the desired effect. In case the policy achieves the desired behavior, then it is deployed. Otherwise, the policy authoring loop continues.

**Automatic Invariant Synthesis.** Our invariant synthesizer takes as input a set of positive examples, a set of negative examples, and a set of predicates to use in the invariant, then it tries to generate a set of candidate invariants that satisfy the each of the positive examples but violate each of the negative examples. The automatic invariant generation can be viewed as a restricted instance of the *language learning from the informant problem* [17]. For this, we enhanced an existing tool called SYSLITE [4]. The main modification of SYSLITE we needed was to ensure that the candidate invariants it generates strictly comply with our invariant language.

**Policy Analyses.** The policy analyzer takes as input a pol-

icy  $\mathcal{P} = [\wp_0, \wp_1, \dots, \wp_{n-1}]$  where each  $\wp_i$  has the form  $\langle I_i, C_i \rangle$ . It then helps the policy author check whether the policy has the intended behavior by performing the following two classes of analyses: (1) checking invariants; (2) checking the corrective actions.

For class 1 policy analyses, the policy analyzer performs the following consistency checks: (a) does each invariant  $I$  of the form  $\Phi \rightarrow \Psi$  at least designate one state as safe? (i.e., is the formula  $\Phi \rightarrow \Psi$  satisfiable?) (b) does each invariant  $I$  of the form  $\Phi \rightarrow \Psi$  at least designate one state as unsafe? (i.e., is the formula  $\neg(\Phi \rightarrow \Psi)$  satisfiable?) (c) do all invariants together at least designate one state as safe? (i.e., is the formula  $\bigwedge_{0 \leq i < n} I_i$  satisfiable?) (d) do all invariants together at least designate one state as unsafe? (i.e., is the formula  $\neg(\bigwedge_{0 \leq i < n} I_i)$  satisfiable?) Due to presence of temporal operators in  $\Psi$ , we reduce the satisfiability checking to a model checking problem where the model being checked is the most general one (i.e., the variable values are chosen non-deterministically) whereas the property is the formula being checked for satisfaction.

For class 2 policy analysis, the policy analyzer checks to see whether the corrective actions  $C_j$  of each invariant  $I_j$  can take the system to a safe state in case  $I_j$  gets violated in a state. Note that, this requires us to solve the decision version of the ISSP problem, which we showed as undecidable. We reduce the problem as a model checking problem whether we use the policy checker as the model whereas we leave the other actions (e.g., commands generated by automation services, human actions) as environment controlled. The guarantee this policy analysis provides is that there exists a path in which the system will end up in a safe state given the policy checker takes the necessary corrective actions. To make this problem tractable, we make the following assumptions: (i) the devices act faithfully; (ii) the communication is reliable; (iii) the number of devices are finite; (iv) the number of variables are finite; (v) at most one invariant violation at each state; (vi) there is only one incoming command from automation services or one state update from the device at any point in time.

## 6 MAVERICK Implementation

We develop a MAVERICK prototype by modifying an existing open source MQTT broker (Mosquitto [47]) to include the functionality described in Section 4. Mosquitto acts as the *automation service interface* and is responsible for consulting the policy checker whenever a command is received and forwarding commands and status updates from/to the local device interface. We utilize the MQTT protocol as it is widely supported by most automation systems such as OpenHAB, SmartThings and Home Assistant, with an MQTT server acting as a suitable, secure intermediary with platform-agnostic capabilities. Mosquitto is also relatively lightweight, making it suitable for deployment on lower resourced com-



puting resources such as Raspberry Pi [57], which we also use as our deployment base. The *policy checker* is integrated into Mosquitto, which parses the policies during configuration time, and evaluates them on-demand based on standard monitoring algorithms from the runtime verification community [8]. We utilize OpenHAB v3 [53] as the *local device interface* in our prototype with its support of low power wireless communications with IoT devices and its MQTT integration capabilities. More details on how OpenHAB exposes IoT device capabilities over MQTT can be found in the Appendix B. Alternative device interfaces such as Mozilla IoT [48] which can expose device capabilities over MQTT can also be used.

## 7 Evaluation

We now discuss our evaluation of MAVERICK, detailing the data we utilize for our evaluation, our experimental setup and research questions we answer.

### 7.1 Data

We utilize Helion [45] in order to evaluate MAVERICK under realistic settings. Helion utilizes *statistical language modeling* to learn patterns in home automation events to build a statistical language model which is then able to generate home automation event sequences that can be considered *natural* by human observers. Helion is capable of generating both benign (*up*) event sequences representing typical IoT system operation and malfunctioning (*down*) event sequences where the system is not behaving as expected. We utilize the dataset of IoT event sequences released by Manandhar *et al.* [45] which were used in their evaluation, focusing on Helion-generated sequences used to evaluate policy authoring assistance.

Helion event sequences consist of event *tokens* which follow the form  $\langle \text{device}, \text{capability}, \text{value} \rangle$ , representing an IoT device undertaking an action resulting in *value* based upon its specific *capability*. Depending upon the capability (e.g. sensor, actuator), an event can occur exclusively from the device side or can occur from either direction as a cyber/physical action. We ensure that Helion events are replayed from the relevant direction in our testbeds.

### 7.2 Experimental Setup

**Deployment:** Figure 3 illustrates our deployment architecture. We deploy our prototype on a Raspberry Pi 4 Model B [57] running the Linux-based Raspbian OS as a local *proxy* in the IoT environment, with all devices communicating to the programmable IoT platform through it. We use 2 automation platforms – OpenHAB and SmartThings – for our deployment. OpenHAB is running on a separate Raspberry Pi with a stable version (3.0.7), while we use a Samsung SmartThings Hub (STH-ETH-250) for the SmartThings platform running SmartThings V2. While SmartThings does not have built-in MQTT

support, we leverage a community-developed SmartApp [39] providing MQTT capabilities. For third-party services, we select IFTTT and integrate it with the SmartThings backend using the web interface. The proxy and the automation platform’s backend (for OpenHAB) or hub (for SmartThings) are connected to the same local (*i.e.*, home) network.

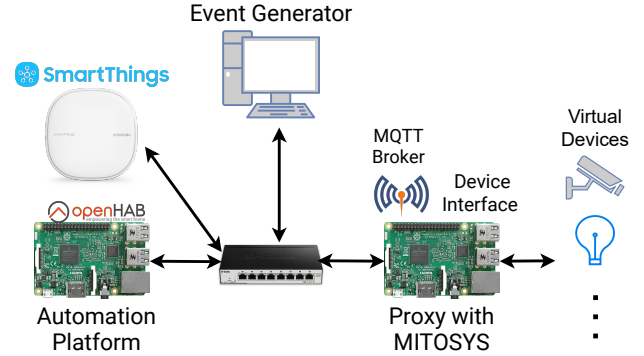


Figure 3: MAVERICK deployment over our testbed with automation platform, event generator and virtual IoT devices.

**Testbeds:** We prepare a virtual testbed using OpenHAB as the automation platform. We replicate Manandhar *et al.*’s [45] virtual testbed which defined 70 home IoT devices and their capabilities, including devices such as smart locks, switches, security systems and other devices. We replicate device behavior virtually through the device interface on our proxy, such as change in status through commands sent by the automation platform or through physical interactions using the OpenHAB REST API. This testbed allows us to virtually run event sequences generated by Helion and hence demonstrate the effectiveness of MAVERICK in realistic settings.

We also prepare a smaller proof-of-concept physical testbed for SmartThings to demonstrate the platform-agnostic capability of MAVERICK. This testbed includes only a smart lock, a smart outlet and a smart bulb. These devices were easily connected to MAVERICK, due to support provided by our OpenHAB-based device interface. We ensure that devices in our physical testbed do not connect to the SmartThings hub directly *i.e.* all device commands and status updates between SmartThings and devices are routed through MAVERICK. IFTTT is integrated with this testbed to evaluate MAVERICK’s ability to intercept commands sent by third-parties through the automation platform’s backend.

### 7.3 Research Questions

We evaluate two major capabilities of MAVERICK; (1) its capability to synthesize safety policies that match user expectations and (2) its effectiveness in enforcing such policies. To that end, our research questions are:

**RQ1:** *Can MAVERICK synthesize safety policies that match user expectations effectively?* Recall that MAVERICK synthesizes policies using positive and negative examples of event

ID	Invariant	Corrective Action(s)	Invariant Objective
*11	<b>If</b> User Away, on Vacation or Sleeping <b>Then</b> Door is Locked	(Drop Unlock Command), (Door Lock, unlock)	Security
*12	<b>If</b> User Away, on Vacation or Sleeping <b>Then</b> Gas Stove is off	(Drop Turn on Command), (Gas Stove, off)	Safety
13	<b>If</b> Fire Sprinkler is on <b>Then</b> Water Valve is on	(Drop Shut off Command), (Water Valve, open)	Safety
14	<b>If</b> User Away or on Vacation <b>Then</b> Induction Cooktop is off	(Drop Turn on Command), (Induction Cooktop, off)	Safety, Efficiency
*15	<b>If</b> User Away or on Vacation <b>Then</b> Coffee Maker is off	(Drop Turn on Command), (Coffee Maker, off)	Efficiency
16	<b>If</b> User Away or on Vacation Air Conditioner is off while Away or on Vacation	(Drop Turn on command), (Air Conditioner, off)	Efficiency
17	<b>If</b> Heater is on <b>Then</b> Air Conditioner is off	(Drop Turn on command)	Efficiency
18	<b>If</b> Air Conditioner is on <b>Then</b> Heater is off	(Drop Turn on command)	Efficiency

Table 2: Policy used in evaluation. Each invariant is derived from an issue identified by the researcher in Manadhar *et al.* [45]. Invariants marked with \* are used as ground truth to measure effectiveness of policy synthesis. Corrective actions are defined by authors when configuring MAVERICK for policy enforcement.

sequences. We evaluate this question by providing MAVERICK with two types of event sequences; (1) *natural* event sequences generated by Helion, representing a user providing past examples of positive and negative event sequences and (2) hand-crafted *synthetic* event sequences that only provide targeted positive and negative examples.

**RQ2:** *How effective is MAVERICK in enforcing user policies in IoT systems?* We replay event sequences generated by Helion on our virtual testbed after synthesizing policies and configuring MITOSYS with them. As part of their evaluation, Manadhar *et al.* [45] had a security expert analyze event sequences to identify safety issues and develop policies to mitigate them. We utilize the same event sequences to evaluate MAVERICK.

**RQ3:** *What are the performance characteristics of MAVERICK?* We measure MAVERICK’s performance by measuring its throughput rate, and also the latency it introduces as an intermediary between the automation system and IoT devices.

## 7.4 Evaluation Results

**RQ1:** We select a subset of traces from researcher-vetted *down* traces from the Helion dataset that were identified with the same problem to represent natural negative examples. For instance, the researcher identified in some traces that the smart door lock was left unlocked while the user was away or had left on vacation, leading to a security issue and recommending invariant I1 in Table 2 to safeguard against it. Natural positive examples were generated by providing Helion with the same histories used for the negative examples, but with Helion set to *up* mode. In contrast, synthetic positive and negative examples were hand-crafted with only the relevant events in sequence.

We identify three sequences of positive/negative examples for the invariants marked in Table 2, and construct the same number of synthetic event sequences. We then provide these sets to MAVERICK for policy synthesis, noting differences between the generated and intended invariants. We observe that *event sequence structure affects invariant structure*. Invariants generated via natural event sequences were more specific to the sequences compared to those generated via synthetic sequences. This is likely because natural event sequences are

Scenario	Event Sequence	Targeted Invariant
Security	Door Lock is left unlocked when user leaves.	I1
	Unlock Door Lock while user is away	
Safety	Turn on Gas Stove while user is away	I2
	Fire Sprinkler turns on while Water valve is closed	I3
Efficiency	Coffee Maker is turned on while user is on vacation	I5
	Turn on Heater while Air Conditioner is on	I8

Table 3: Scenario-specific event sequences selected for evaluation, with the invariant they target.

non-uniform and therefore provide a larger sample space to the policy synthesis algorithm to search through. For instance with natural negative sequences involving invariant I1, there were multiple events occurring between the event of the door lock unlocking and the user leaving the home, MAVERICK synthesized invariants that required the door lock to be locked  $n$  events before the user left, with different values of  $n$ . In contrast, with synthetic negative sequences where the door being unlocked and the user leaving had very little variance in distance, MAVERICK was able to derive a more generalizable invariant which only required the door to be locked *when* the user left.

The experiment leads us to believe that MAVERICK is able to synthesize better *candidate policies* when the user provides event sequences that precisely describe their positive and negative experiences while excluding other irrelevant events. We also observe that more diverse set of negative examples result in more generalizable invariants. While more natural event sequences may be easier to provide through identifying periods in the system’s execution history when the experiences occur, synthesizing policies using more variable event sequences is more difficult and can even lead to user confusion with the suggested policies.

**RQ2:** We select two types of sequences from the Helion dataset; (1) *scenario-specific* sequences that are marked with an unsafe sequence of events by the dataset, and (2) *longitudinal* sequences with longer event sequences generated using Helion. We initialize the virtual testbed before replaying any event sequence to ensure consistency.

### 7.4.1 Scenario-specific sequences

Scenario-specific sequences target the set of invariants synthesized in Table 2, with relevant events highlighted in Table 3. We use these sequences to evaluate the effectiveness of MAVERICK in enforcing safety policies when the IoT system attempts to transition into an unsafe state. We note MAVERICK’s behavior during each sequence replay to observe how it evaluates the IoT system state and reacts to unsafe states. We observe that MAVERICK *is effective at maintaining the IoT system in a safe state when commands from the automation system could lead the system to an unsafe state*. For instance, in the *safety* scenario the automation system sends a command to turn on the gas stove while the user is away. MAVERICK evaluates the effect of the command on the current state to derive the future state which is then evaluated with the configured policy for satisfaction. Since the resulting state does not satisfy invariant I2, MAVERICK undertakes the associated corrective action *i.e.* block the command to turn the gas stove. Hence MAVERICK maintains the IoT system in a safe state. We also observe that MAVERICK *is able to rectify the IoT system after it is found in an unsafe state*. For instance, a safety scenario event sequence shuts off a water valve after which the fire sprinkler turns on upon detecting smoke. Upon receiving the state update from the sprinkler device and updating its internal representation of system state, MAVERICK’s policy evaluation finds invariant I5 to be unsatisfied by the new state. Subsequently, MAVERICK generates a corrective action to open the water valve, allowing water to flow to the sprinkler and preventing an unsafe situation.

### 7.4.2 Longitudinal sequences

Longitudinal sequences are generated by providing short histories (3 events) to Helion and then having it predict subsequent events (100 predictions per sequence). We generate event sequences in both *up* and *down* flavors and replay them on our virtual testbed to evaluate MAVERICK in an in-the-wild setting with the invariants in Table 2 configured. As these sequences are run, we note the number of times MAVERICK undertakes corrective actions, and inspect the recorded state of the testbed before and after the corrective action for correctness. Table 4 presents the results of our longitudinal sequence runs. We note that across both sequence flavors, MAVERICK initiated corrective actions for 10-14% of events, depending upon the nature of the policy MAVERICK is configured with during the system’s operation as well as the events themselves. Inspection of these corrective actions revealed that most of them were generated due to violation of invariant I1, attempting to lock the door after the user left the home. In general, we note that across the longitudinal event sequences, MAVERICK maintains the IoT system in a safe state as defined by the user’s safety policy, allowing commands that do not result in a policy-defined unsafe state. As the user develops more comprehensive safety policies, we expect MAVERICK to act

Event Flavor	Events	Actions triggered	Correct Action Rate
<i>up (benign)</i>	500	10	100%
<i>down (malfunctioning)</i>	500	70	100%

Table 4: Results of running longitudinal sequences on the virtual testbed with MAVERICK configured.

upon unsafe commands and statuses more frequently.

**RQ3:** We measure performance overhead for MAVERICK in terms of *added one-way latency* and *message throughput*. We isolate MAVERICK’ and send MQTT messages through it under different sets of invariants installed. Invariants for this evaluation are written as the simplest form; checking if a particular value (as indicated by a MQTT topic) has been set. Therefore each invariant has an associated MQTT topic on which it applies. We use such invariants to limit the compounding factors introduced by more complex invariants in our measurements. We use the same topics to send messages over an unmodified version of the broker as baseline.

Figure 4a shows the average one way latency incurred by MAVERICK. We note that as invariants are increased, MAVERICK incurs more latency as it has to process more invariants. At 1000 invariants, MAVERICK incurs 5 milliseconds of extra latency, and the overall trend indicates that latency will increase linearly with invariant count. Figure 4b shows the average throughput of both MAVERICK and an unmodified MQTT broker, measured as messages per second processed by each. In general, we observe a decrease in MAVERICK’s throughput as the number of invariants are increased. MAVERICK also achieves much lower throughput as compared to the unmodified broker. Figure 4c illustrates this by deriving the *throughput reduction rate* caused by MAVERICK as invariants are increased, calculated as the ratio of the unmodified MQTT broker’s bandwidth over MAVERICK. With 100 invariants, MAVERICK incurs 5x throughput reduction, which increases to 42x at 1000 invariants.

Across our measurements, we see that MAVERICK incurs minimal *latency* overhead even at relatively high invariant counts. However, it does incur significant reduction in the message bandwidth, which may be of concern in deployments involving devices at an order of magnitude. In such situations, it may be prudent to deploy MAVERICK in a more localized fashion with subsets of local invariants instead of a globalized deployment. We also note that this is just a proof-of-concept implementation of MAVERICK and as such would likely benefit from more performance based optimizations.

## 8 Discussion

We now discuss limitations of our current implementation of MAVERICK and provide ideas for future improvements.

**Invariant Expressiveness:** Invariants in MAVERICK are ex-

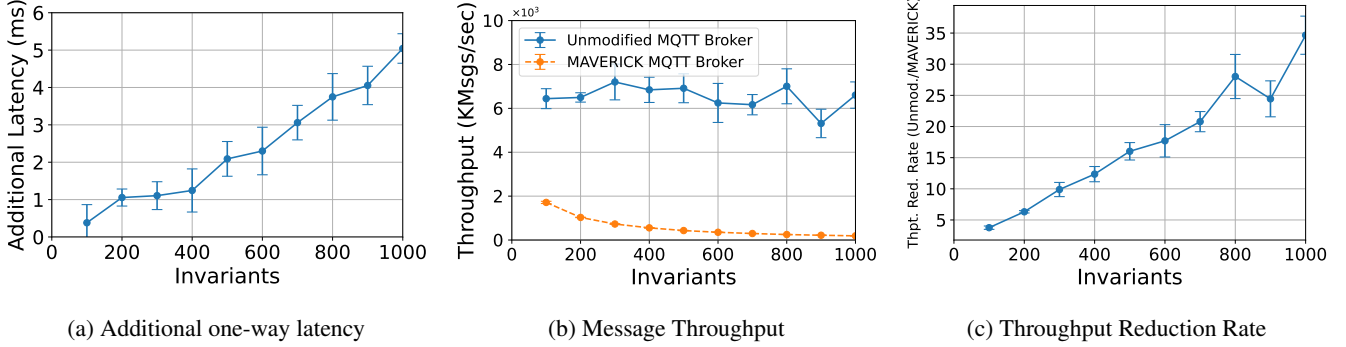


Figure 4: Throughput and latency characteristics of MAVERICK.

pressed in a form of first-order temporal logic. While it is capable of expressing *temporal invariants* in terms of past states, it is unable to express temporal invariants in terms of explicit time. For instance, an invariant of the form *if the user has been away for at least an hour, all security cameras must be turned on* cannot be expressed in MAVERICK currently. MAVERICK can be augmented to express and evaluate invariants expressed in a language similar to Metric-time Temporal Logic [6, 7], which allows the expression and evaluation of invariants with explicit time. Using a more expressive specification language, however, also would necessitate a separate study into how policies may be synthesized in such a language, as the sample space of possible valid policies would also increase with expressiveness. Also, the policy analysis would require one to consider an explicit wall clock, which tends to severely impede the scalability of the model checking approach. A completely new approach will be required for making the policy analysis scalable for such a language. Thus, we opt for a more usable policy language that is amenable to automated invariant synthesis and policy analysis.

**Usability:** In order for MAVERICK to be effective in solving the *safety* problem in the IoT ecosystem, it has to be usable by a typical user in IoT environments. For our implementation, this involves the following two steps: installing the MAVERICK trusted intermediary in the IoT environment, and configuring invariants and corrective actions. Installing the trusted intermediary involves setting up the proxy, and configuring devices and the automation system to connect to it, which is more complicated than the plug-and-play functionality which has been the core of IoT adoption. Future implementations of MAVERICK must be designed for ease of installation, using capabilities such as the [35] MQTT Discovery format which provides device auto-discovery and configuration.

Our implementation of MAVERICK requires configuration through writing invariants using the designed language. While appropriate for evaluating its effectiveness in protecting given IoT environments, its usability has not been evaluated. At its current form, users unfamiliar with the semantics of these languages are unlikely to be able to correctly write an effective policy. While we attempt to mitigate this problem by utilizing automated invariant synthesis and policy analysis techniques to assist the user in developing policies, these require the user

to express desired and undesired behavior through event sequences, which may be a complicated task for some users. To that end, improved means of policy generation from automatically generated event sequences and development of User Interfaces which are able to guide users through the policy synthesis process would be required to improve MAVERICK usability. To limit the scope of this paper, we primarily focus on the development of MAVERICK’s core technology and leave the evaluation of MAVERICK’s usability as future work.

**Time-delayed Event Handling:** MAVERICK currently assumes that the effect of commands and status updates is *instantaneous* i.e. when a command acts upon an IoT device, its effects are immediately propagated to all affected devices and properties of the environment. This however does not hold for many physical properties of the environment, such as temperature which change slowly over time to actions such as turning on an air conditioner or a heater i.e. they are *time-delayed* events. This can result in situations where MAVERICK constantly generates corrective commands as it detects invariants dependent on such properties to be unsatisfied, leading to higher resource and network utilization than necessary. Mechanisms for *waiting* for certain invariants to be reevaluated need to be introduced to prevent such behavior. Invariants which involve time-delayed events can be marked as such, and their re-evaluation after an initial “unsatisfied” evaluation can be delayed for a set period of time to allow the effects of their associated corrective actions to *converge*.

**Private channel.** MAVERICK cannot mediate actions that are directly issued to the devices through a private channel (e.g., TLS-protected channel) bypassing MAVERICK’s platform-agnostic mediator. However, MAVERICK’s corrective action mechanism can kick in if such an action causes the system to transition to an unsafe state.

## 9 Related Work

There is a substantial amount of prior work in IoT security that focuses on device security [20, 34, 36, 40, 51, 60, 65], communication and authentication protocols [5, 26, 28, 44, 61, 71, 74], and IoT platforms as well as automation apps [3, 11–14, 16, 18, 23, 33, 38, 42, 49, 56, 59, 64, 67, 69, 70, 75].



Some of them [12, 13, 16, 23, 38, 49, 64, 66, 69, 70, 75] aim to ensure that only policy compliant actions are allowed during the execution of a programmable IoT system. Among these efforts, while a majority of them prescribes static analyses of automation apps’ source code to identify non-compliant actions [12, 16, 23, 49, 64, 66, 75], only a handful of them advocate a runtime approach [13, 19, 38, 69, 70].

Static analysis based approaches [12, 16, 23, 49, 64, 66, 75] that try to identify violation of policies suffer from one or more of these limitations: (a) they are inherently prone to imprecision due to the underlying static (over- or under-approximation) analysis, (b) when a violation is observed during analysis, they do not necessarily prescribe any solution to the inexperienced user on how to mitigate the issue, (c) they can introduce false positives as many contextual information is not available during the analysis, and (d) any modification to the IoT environment (*e.g.*, adding/removing a device, editing an app) warrants a complete new analysis. On the contrary, MAVERICK proposes a runtime approach to ensure programmable IoT systems always execute as expected.

Runtime approaches [13, 19, 38, 69, 70] aim to dynamically enforce policies, but they have multiple shortcomings: (a) They are specialized for a particular IoT platform (*i.e.*, SmartThings or OpenHAB) and cannot readily be ported to other heterogeneous platforms; therefore they remain largely ineffective for other platforms. (b) They are deployed in the platform’s backend (to be precise, as *instrumented apps*). As a result, third-party cloud services (like IFTTT, Flow) that use the external web API to directly communicate with the IoT devices can potentially bypass these runtime approaches, because the instrumented automation apps are never executed. Therefore these approaches put the installed IoT devices at risk. (c) They all expect the IoT system to never end up in an unsafe state by any environmental interference. If the system transitions to an unsafe state ever, these solutions can no longer operate. (d) Some of the proposed policy languages are mostly rudimentary, often platform-specific, and barely useful to express rich policies, such as temporal invariants with custom predicates. MAVERICK addresses all the shortcomings mentioned above and emerges as a platform-agnostic approach to solve the safety problem in its entirety.

There has been work [43] to provide remedial actions when user expectations are violated. However, they involve analysis of applications to determine when conflicts may occur, and then suggest alternative actions/rules to the user to remove the conflict. Consequently, any new additions to the rules or the environment would necessitate a rerun of the analysis. MAVERICK does not rely on any analysis of applications/rules to determine if any conflicts exist. It only relies on user definition of expectations and defined corrective actions should those expectations be violated.

Run-time mediation of messages sent by IoT devices and automation systems [15] has focused on limiting the amount of data sent by IoT devices to prevent private info leakage.

Such work has employed similar methods as ours to mediate platform-device communication, by inserting a trusted intermediary that decides what is allowed to pass between the IoT device and platform. However, they seek to address the *privacy* problem in the IoT ecosystem which is orthogonal to our efforts. Furthermore, their approach requires analysis of apps/rules on the automation platform to ensure that any automation rules defined by the user are not affected by restriction of data from IoT devices.

Additionally, there have been efforts on forensics analysis [67, 68] and risk-based analysis [2, 18, 56], designing access control [29, 33, 42], repairing or synthesizing automation rules [75], addressing information leakage and privacy [11, 24, 62], inferring device behaviors for anomaly detection using machine learning-based network traffic/flow analysis [1, 9, 27, 31, 46, 50, 52, 54, 63, 76] and fuzzing smartphone companion apps for IoT [14, 59]. These efforts are orthogonal to the safety problem that MAVERICK addresses.

## 10 Conclusion

In this work, we identified and formalized the IoT System Safety Problem, which requires assurance of an operating IoT system to remain in a safe state. We also presented MAVERICK as a platform-agnostic intermediary between IoT devices and their associated automation platforms. MAVERICK provides users with the capability to ensure that deployed IoT devices maintain desired states which are deemed safe, by blocking commands from automation platforms that would move devices to unsafe states, or generate corrective actions if the devices move to unsafe states due physical interactions. Our proof-of-concept implementation of MAVERICK using a modified MQTT broker and OpenHAB and evaluation on virtual testbeds shows that it can be successfully deployed in IoT environments and maintain a safe environment state in real-time, using a policy/invariant language to encode user-defined invariants which describe the correct states for the environment. Furthermore, our performance evaluation of MAVERICK shows that while it may support lower message throughput than standard MQTT, it adds minimal latency overhead to individual messages under high amounts of invariants. The proof-of-concept implementation of MAVERICK also provides avenues of future work, such as improving expressiveness for invariants for more rich definitions, developing user-friendly interfaces and procedures for installing MAVERICK and defining invariants and also handling events which operate over a period of time.

## References

- [1] Abbas Acar, Hossein Fereidooni, Tigist Abera, Amit Kumar Sikder, Markus Miettinen, Hidayet Aksu, Mauro Conti, Ahmad-Reza Sadeghi, and Selcuk Uluagac. Peek

- a-boo: I see your smart home activities, even encrypted! In *Proceedings of the 13th ACM Conference on Security and Privacy in Wireless and Mobile Networks 2020 (WiSec '20)*, pages 207–218, 2020.
- [2] Noga Agmon, Asaf Shabtai, and Rami Puzis. Deployment optimization of IoT devices through attack graph analysis. In *Proceedings of the 12th Conference on Security and Privacy in Wireless and Mobile Networks*, pages 192–202, 2019.
  - [3] Omar Alrawi, Chaz Lever, Manos Antonakakis, and Fabian Monrose. SoK: Security evaluation of home-based iot deployments. In *2019 IEEE symposium on security and privacy (sp)*, pages 1362–1380. IEEE, 2019.
  - [4] M. Fareed Arif, Daniel Larraz, Mitziu Echeverria, Andrew Reynolds, Omar Chowdhury, and Cesare Tinelli. Syslite: Syntax-guided synthesis of pttl formulas from finite traces. In *2020 Formal Methods in Computer Aided Design (FMCAD)*, 2020.
  - [5] David Barrera, Ian Molloy, and Heqing Huang. Standardizing iot network security policy enforcement. In *Workshop on decentralized IoT security and standards (DISS)*, volume 2018, page 6, 2018.
  - [6] David Basin, Felix Klaedtke, Samuel Müller, and Birgit Pfitzmann. Runtime monitoring of metric first-order temporal properties. In *IARCS Annual Conference on Foundations of Software Technology and Theoretical Computer Science*. Schloss Dagstuhl-Leibniz-Zentrum für Informatik, 2008.
  - [7] David Basin, Felix Klaedtke, Samuel Müller, and Eugen Zălinescu. Monitoring metric first-order temporal properties. *Journal of the ACM (JACM)*, 62(2):1–45, 2015.
  - [8] David A Basin, Felix Klaedtke, and Eugen Zălinescu. The MonPoly monitoring tool. *RV-CuBES*, 3:19–28, 2017.
  - [9] Bruhadeshwar Bezawada, Maalvika Bachani, Jordan Peterson, Hossein Shirazi, Indrakshi Ray, and Indrajit Ray. Behavioral fingerprinting of iot devices. In *Proceedings of the 2018 workshop on attacks and solutions in hardware security*, pages 41–50, 2018.
  - [10] Brian Carpenter and Scott Brim. Middleboxes: Taxonomy and issues. Technical report, 2002.
  - [11] Z. Berkay Celik, Leonardo Babun, Amit Kumar Sikder, Hidayet Aksu, Gang Tan, Patrick McDaniel, and A. Selcuk Uluagac. Sensitive information tracking in commodity iot. In *27th USENIX Security Symposium (USENIX Security 18)*, 2018.
  - [12] Z Berkay Celik, Patrick McDaniel, and Gang Tan. Soteria: Automated IoT safety and security analysis. In *2018 USENIX Annual Technical Conference (USENIX ATC 18)*, pages 147–158, 2018.
  - [13] Z Berkay Celik, Gang Tan, and Patrick D McDaniel. Iotguard: Dynamic enforcement of security and safety policy in commodity iot. In *NDSS*, 2019.
  - [14] Jiongyi Chen, Wenrui Diao, Qingchuan Zhao, Chaoshun Zuo, Zhiqiang Lin, XiaoFeng Wang, Wing Cheong Lau, Menghan Sun, Ronghai Yang, and Kehuan Zhang. Iot-fuzzer: Discovering memory corruptions in iot through app-based fuzzing. In *NDSS*, 2018.
  - [15] Haotian Chi, Qiang Zeng, Xiaojiang Du, and Lannan Luo. Pfirewall: Semantics-aware customizable data flow control for smart home privacy protection. 2021.
  - [16] Haotian Chi, Qiang Zeng, Xiaojiang Du, and Jiaping Yu. Cross-app interference threats in smart homes: Categorization, detection and handling. In *2020 50th Annual IEEE/IFIP International Conference on Dependable Systems and Networks (DSN)*, pages 411–423. IEEE, 2020.
  - [17] Colin De la Higuera. *Grammatical inference: learning automata and grammars*. Cambridge University Press, 2010.
  - [18] Wenbo Ding and Hongxin Hu. On the safety of iot device physical interaction control. In *Proceedings of the 2018 ACM SIGSAC Conference on Computer and Communications Security*, pages 832–846, 2018.
  - [19] Wenbo Ding, Hongxin Hu, and Long Cheng. Iotsafe: Enforcing safety and security policy with real iot physical interaction discovery. In *NDSS*, 2021.
  - [20] Sam Edwards and Ioannis Profetis. Hajime: Analysis of a decentralized internet worm for iot devices. *Rapidity Networks*, 16:1–18, 2016.
  - [21] Sinem Coleri Ergen. Zigbee/ieee 802.15. 4 summary. *UC Berkeley, September*, 10(17):11, 2004.
  - [22] Siobhan Fagan. What’s Driving Growth in the IoT Market. <https://www.reworked.co/information-management/whats-driving-growth-in-the-iot-market/>, 2022.
  - [23] E. Fernandes, J. Jung, and A. Prakash. Security analysis of emerging smart home applications. In *2016 IEEE Symposium on Security and Privacy (S&P)*. IEEE, May 2016.
  - [24] Earlence Fernandes, Justin Paupore, Amir Rahmati, Daniel Simionato, Mauro Conti, and Atul Prakash.

- FlowFence: Practical data protection for emerging {IoT} application frameworks. In *25th USENIX security symposium (USENIX Security 16)*, pages 531–548, 2016.
- [25] FM Global. UNCOMMON SENSORS : Researchers pioneer smart sprinklers, with greater detection accuracy and speed of response. <https://www.fmglobal.com/insights-and-impacts/2016/smart-sprinklers2016fmglobalreason>, 2016.
- [26] Behrang Fouladi and Sahand Ghanoun. Honey, i’m home!!, hacking zwave home automation systems. *Black Hat USA*, 2013.
- [27] Chenglong Fu, Qiang Zeng, and Xiaojiang Du. Hawatcher: Semantics-aware anomaly detection for appified smart homes. In *30th {USENIX} Security Symposium ({USENIX} Security 21)*, 2021.
- [28] Neil Zhenqiang Gong, Altay Ozen, Yu Wu, Xiaoyu Cao, Richard Shin, Dawn Song, Hongxia Jin, and Xuan Bao. Piano: Proximity-based user authentication on voice-powered internet-of-things devices. In *2017 IEEE 37th International Conference on Distributed Computing Systems (ICDCS)*, pages 2212–2219. IEEE, 2017.
- [29] Sanket Goutam, William Enck, and Bradley Reaves. Hestia: simple least privilege network policies for smart homes. In *Proceedings of the 12th Conference on Security and Privacy in Wireless and Mobile Networks*, pages 215–220, 2019.
- [30] Naresh Kumar Gupta. *Inside Bluetooth low energy*. Artech House, 2016.
- [31] Ayyoob Hamza, Hassan Habibi Gharakheili, Theophilus A Benson, and Vijay Sivaraman. Detecting volumetric attacks on iot devices via sdn-based monitoring of mud activity. In *Proceedings of the 2019 ACM Symposium on SDN Research*, pages 36–48, 2019.
- [32] Michael A Harrison, Walter L Ruzzo, and Jeffrey D Ullman. Protection in operating systems. *Communications of the ACM*, 19(8):461–471, 1976.
- [33] Weijia He, Maximilian Golla, Roshni Padhi, Jordan Ofek, Markus Dürmuth, Earlene Fernandes, and Blase Ur. Rethinking access control and authentication for the home internet of things (IoT). In *27th USENIX Security Symposium (USENIX Security 18)*, pages 255–272, 2018.
- [34] Grant Ho, Derek Leung, Pratyush Mishra, Ashkan Hosseini, Dawn Song, and David Wagner. Smart locks: Lessons for securing commodity internet of things devices. In *Proceedings of the 11th ACM on Asia conference on computer and communications security*, pages 461–472, 2016.
- [35] Home Assistant. Mqtt discovery - home assistant. <https://www.home-assistant.io/docs/mqtt/discovery/>, 2021.
- [36] Manos howpublishedkakis, Tim April, Michael Bailey, Matt Bernhard, Elie Bursztein, Jaime Cochran, Zakir Durumeric, J Alex Halderman, Luca Invernizzi, Michalis Kallitsis, et al. Understanding the Mirai botnet. In *26th USENIX security symposium (USENIX Security 17)*, pages 1093–1110, 2017.
- [37] IFTTT. Turn water off if d-link water sensor detects water. <https://ifttt.com/applets/Xb5iTn8h-turn-water-off-if-d-link-water-sensor-detects-water>, 2022.
- [38] Yunhan Jack Jia, Qi Alfred Chen, Shiqi Wang, Amir Rahmati, Earlene Fernandes, Z. Morley Mao, and Atul Prakash. ContextIoT: Towards Providing Contextual Integrity to Appified IoT Platforms. In *21st Network and Distributed Security Symposium (NDSS)*, 2017.
- [39] St. John Johnson. Smarththings mqtt bridge. <https://github.com/stjohnjohnson/smarththings-mqtt-bridge>, 2021.
- [40] Deepak Kumar, Kelly Shen, Benton Case, Deepali Garg, Galina Alperovich, Dmitry Kuznetsov, Rajarshi Gupta, and Zakir Durumeric. All things considered: An analysis of iot devices on home networks. In *28th USENIX Security Symposium (USENIX Security 19)*. USENIX Association, 2019.
- [41] VC Kumar. NFC in the Internet of Things. <https://e2e.ti.com/blogs/b/process/posts/nfc-in-the-internet-of-things-iot>, 2013.
- [42] Sanghak Lee, Jiwon Choi, Jihun Kim, Beumjin Cho, Sangho Lee, Hanjun Kim, and Jong Kim. Fact: Functionality-centric access control system for iot programming frameworks. In *Proceedings of the 22nd ACM on Symposium on Access Control Models and Technologies*. ACM, 2017.
- [43] Renju Liu, Ziqi Wang, Luis Garcia, and Mani Srivastava. Remediot: Remedial actions for internet-of-things conflicts. In *Proceedings of the 6th ACM International Conference on Systems for Energy-Efficient Buildings, Cities, and Transportation*, 2019.
- [44] Natasha Lomas. Critical flaw ided in zigbee smart home devices. <https://techcrunch.com/2015/08/07/critical-flaw-ided-in-zigbee-smart-home-devices/>, 2015.
- [45] Sunil Manandhar, Kevin Moran, Kaushal Kafle, Ruhao Tang, Denys Poshyvanyk, and Adwait Nadkarni. Towards a natural perspective of smart homes for practical

- security and safety analyses. In *2020 IEEE Symposium on Security and Privacy (S&P)*. IEEE, 2020.
- [46] Markus Miettinen, Samuel Marchal, Ibbad Hafeez, N Asokan, Ahmad-Reza Sadeghi, and Sasu Tarkoma. Iot sentinel: Automated device-type identification for security enforcement in iot. In *2017 IEEE 37th International Conference on Distributed Computing Systems (ICDCS)*. IEEE, 2017.
  - [47] Mosquitto. Eclipse mosquitto. <https://mosquitto.org/>, 2022.
  - [48] Mozilla. Mozilla iot. <https://iot.mozilla.org/>.
  - [49] Dang Tu Nguyen, Chengyu Song, Zhiyun Qian, Srikanth V Krishnamurthy, Edward JM Colbert, and Patrick McDaniel. Iotsan: fortifying the safety of iot systems. In *Proceedings of the 14th International Conference on emerging Networking EXperiments and Technologies*. ACM, 2018.
  - [50] Thien Duc Nguyen, Samuel Marchal, Markus Miettinen, Hossein Fereidooni, N Asokan, and Ahmad-Reza Sadeghi. Diot: A federated self-learning anomaly detection system for iot. In *2019 IEEE 39th International Conference on Distributed Computing Systems (ICDCS)*. IEEE, 2019.
  - [51] Sukhvir Notra, Muhammad Siddiqi, Hassan Habibi Gharakheili, Vijay Sivaraman, and Roksana Boreli. An experimental study of security and privacy risks with emerging household appliances. In *2014 IEEE Conference on Communications and Network Security (CNS)*. IEEE, 2014.
  - [52] TJ OConnor, Reham Mohamed, Markus Miettinen, William Enck, Bradley Reaves, and Ahmad-Reza Sadeghi. Homesnitch: behavior transparency and control for smart home iot devices. In *Proceedings of the 12th Conference on Security and Privacy in Wireless and Mobile Networks*. ACM, 2019.
  - [53] openHAB. <https://www.openhab.org>, 2019.
  - [54] Yin Minn Pa Pa, Shogo Suzuki, Katsunari Yoshioka, Tsutomu Matsumoto, Takahiro Kasama, and Christian Rossow. Iotpot: analysing the rise of iot compromises. In *9th {USENIX} Workshop on Offensive Technologies ({WOOT} 15)*, 2015.
  - [55] Amir Pnueli. The temporal logic of programs. In *18th Annual Symposium on Foundations of Computer Science (sfcs 1977)*. IEEE, 1977.
  - [56] Amir Rahmati, Earlence Fernandes, Kevin Eykholt, and Atul Prakash. Tyche: A risk-based permission model for smart homes. In *2018 IEEE Cybersecurity Development (SecDev)*. IEEE, 2018.
  - [57] Raspberry Pi Foundation. Teach, learn and make with raspberry pi. <https://www.raspberrypi.org/>, 2022.
  - [58] Rapeepat Ratasuk, Benny Vejlgaard, Nitin Mangalvedhe, and Amitava Ghosh. Nb-iot system for m2m communication. In *2016 IEEE wireless communications and networking conference*, pages 1–5. IEEE, 2016.
  - [59] Nilo Redini, Andrea Continella, Dipanjan Das, Giulio De Pasquale, Noah Spahn, Aravind Machiry, Antonio Bianchi, Christopher Kruegel, and Giovanni Vigna. Diane: Identifying fuzzing triggers in apps to generate under-constrained inputs for iot devices. In *42nd IEEE Symposium on Security and Privacy 2021*, 2021.
  - [60] Eyal Ronen and Adi Shamir. Extended functionality attacks on iot devices: The case of smart lights. In *Security and Privacy (EuroS&P), 2016 IEEE European Symposium on*. IEEE, 2016.
  - [61] Eyal Ronen, Adi Shamir, Achi-Or Weingarten, and Colin O’Flynn. Iot goes nuclear: Creating a zigbee chain reaction. In *2017 IEEE Symposium on Security and Privacy (S&P)*, 2017.
  - [62] Letian Sha, Fu Xiao, Wei Chen, and Jing Sun. Iiotsidefender: Detecting and defense against the sensitive information leakage in industry iot. 21(1), 2018.
  - [63] Amit Kumar Sikder, Leonardo Babun, Hidayet Aksu, and A Selcuk Uluagac. Aegis: A context-aware security framework for smart home systems. 2019.
  - [64] Yuan Tian, Nan Zhang, Yueh-Hsun Lin, XiaoFeng Wang, Blase Ur, Xianzheng Guo, and Patrick Tague. Smartauth: User-centered authorization for the internet of things. In *26th USENIX Security Symposium (USENIX Security 17)*, 2017.
  - [65] Blase Ur, Jaeyeon Jung, and Stuart Schechter. The current state of access control for smart devices in homes. In *Workshop on Home Usable Privacy and Security (HUPS)*. HUPS 2014, 2013.
  - [66] Qi Wang, Pubali Datta, Wei Yang, Si Liu, Adam Bates, and Carl A. Gunter. Charting the attack surface of trigger-action iot platforms. In *The 26th ACM Conference on Computer and Communications (CCS 19)*, 2019.
  - [67] Qi Wang, Wajih Ul Hassan, Adam Bates, and Carl Gunter. Fear and logging in the internet of things. In *ISOC NDSS*, 2018.
  - [68] Judson Wilson, Riad S Wahby, Henry Corrigan-Gibbs, Dan Boneh, Philip Levis, and Keith Winstein. Trust but verify: Auditing the secure internet of things. In *Proceedings of the 15th Annual International Conference*



on Mobile Systems, Applications, and Services. ACM, 2017.

- [69] Moosa Yahyazadeh, Syed Rafiul Hussain, Endadul Hoque, and Omar Chowdhury. Patriot: Policy assisted resilient programmable iot system. In *International Conference on Runtime Verification*. Springer, 2020.
- [70] Moosa Yahyazadeh, Proyash Podder, Endadul Hoque, and Omar Chowdhury. Expat: Expectation-based policy analysis and enforcement for appified smart-home platforms. In *Proceedings of the 24th ACM Symposium on Access Control Models and Technologies*, 2019.
- [71] Tianlong Yu, Vyas Sekar, Srinivasan Seshan, Yuvraj Agarwal, and Chenren Xu. Handling a trillion (unfixable) flaws on a billion devices: Rethinking network security for the internet-of-things. In *ACM Workshop on Hot Topics in Networks*, 2015.
- [72] Yinbo Yu and Jiajia Liu. Tapinspector: Safety and liveness verification of concurrent trigger-action iot systems. *arXiv e-prints*, pages arXiv-2102, 2021.
- [73] Z-Wave. Better and safer homes are built on z-wave. <https://www.z-wave.com/>, 2022.
- [74] Jiansong Zhang, Zeyu Wang, Zhice Yang, and Qian Zhang. Proximity based iot device authentication. In *IEEE INFOCOM 2017-IEEE Conference on Computer Communications*. IEEE, 2017.
- [75] Lefan Zhang, Weijia He, Jesse Martinez, Noah Brackenbury, Shan Lu, and Blase Ur. Autotap: Synthesizing and repairing trigger-action programs using ltl properties. In *ICSE*, 2019.
- [76] Wei Zhang, Yan Meng, Yugeng Liu, Xiaokuan Zhang, Yinqian Zhang, and Haojin Zhu. Homonit: Monitoring smart home apps from encrypted traffic. In *Proceedings of the 2018 ACM SIGSAC Conference on Computer and Communications Security*. ACM, 2018.

## A Apps used in Motivating Examples

The source code for the fire-protection app on OpenHAB [53] is shown in Listing A1. The water-leakage protection app on IFTTT is shown in Figure A1.

```

1 rule "Fire Protection App"
2 when
3   Item SmokeSensor received update "Smoke"
4 then
5   if (Temperature.state > 100){
6     HouseSprinkler.sendCommand(ON)
7   }
8 end

```

Listing A1: The fire protection app(FPA) in OpenHAB

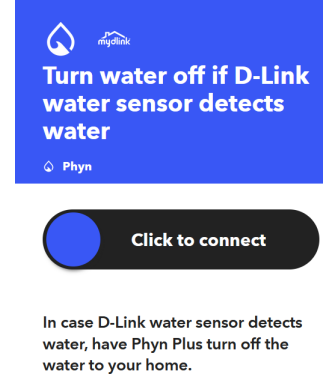


Figure A1: The water-leakage protection app on IFTTT [37]

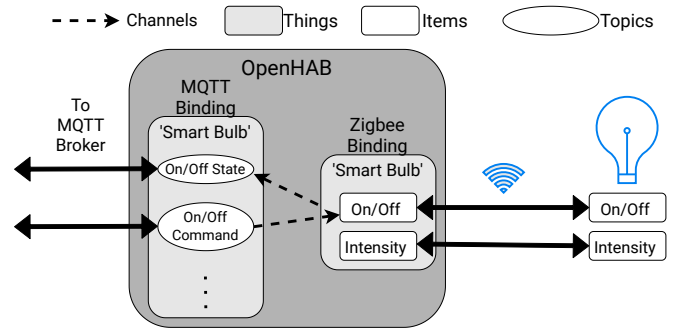


Figure B2: Internal structure of OpenHAB detailing how Items, Channels, Things and Topics interact

## B Device-to-MAVERICK Interfacing via OpenHAB

OpenHAB represents device state through *Items* with functional types such as dimmers, switches and variables (numbers, strings, etc.). These *Items* can be controlled directly or linked to *Channels* with configurations to forward commands to *Items* from other *Things* or forward their status to other *Things*. *Things* represent physical/logical entities in an IoT environment and may be associated with multiple *Channels*, each linked to an *Item*. Installing a *Thing* in OpenHAB is achieved through *Bindings*, which act as software adapters for communications between the IoT device associated with the *Thing* and OpenHAB. For example, a smart bulb using Zigbee will connect to OpenHAB through its Zigbee binding. The smart bulb has two state *Items*: a switch reporting on/off status and a dimmer setting light intensity. These *Items* are then controllable through their respective *Channels*.

OpenHAB can then expose the smart bulb over MQTT through its MQTT binding. *Channels* in MQTT *Things* represent topics which can be used to receive commands or send state. A MQTT thing representing the bulb will have a pair of topics defined for each bulb *Item*: a *command topic* for receiving commands for the *Item* and a *status topic* which reports the state of the *Item*. These topics will then be registered with

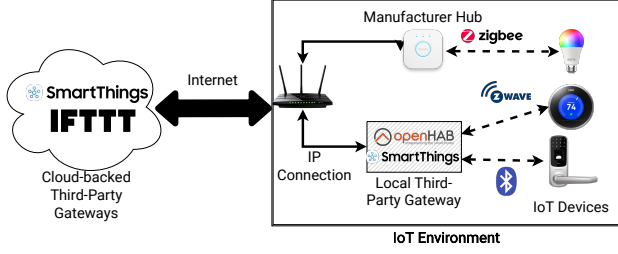


Figure B3: Components in a programmable IoT system

a MQTT broker for access by the programmable IoT platform. Figure B2 illustrates these concepts.

## C Full Proof for ISSP

**Theorem 2 (Decision ISSP)** *Given a programmable IoT system  $I = \langle S, V, D, A, P, R \rangle$  where  $P \in \mathbb{P}$  and an unsafe state  $s \in S$ , deciding whether  $I$  can be transitioned to a safe state  $s^* \in S$  according to  $P$  is an undecidable problem.*

*Proof.* We reduce the halting problem to checking whether an IoT system  $I$  will be safe under  $P$ . More specifically, our reduction will show that a given Turing machine with an input tape will halt *if and only if* the encoded system will remain safe under the encoded policy. Our proof is inspired by the undecidability proof for protection systems in operating systems by Harrison et al. [32]

Consider a Turing machine  $\mathbb{T} = \langle \mathbb{A}, \mathbb{S}, q_0, \delta \rangle$ . The Turing machine is associated with an infinite tape divided into cells, and a tape head held over a cell on the tape which can read and write on the current tape cell and move to the left-adjacent or right-adjacent cell.  $\mathbb{A}$  is the machine's alphabet of symbols with a distinct "blank" symbol usually denoted by  $b$ . Each cell on the tape can hold one symbol.  $\mathbb{S}$  is the set of states that can be assumed by the Turing machine.  $q_0 \in \mathbb{S}$  is the initial state  $\mathbb{T}$  is in. How  $\mathbb{T}$  operates is determined by the total transition function  $\delta : \mathbb{A} \times \mathbb{S} \rightarrow \mathbb{A} \times \mathbb{S} \times \{L, R\}$  i.e. how the tape head of  $\mathbb{T}$  moves and how state changes happen are controlled by  $\delta$ . Given that the tape head of  $\mathbb{T}$  is on a tape cell containing tape symbol  $x$  and  $\mathbb{T}$  is in state  $P$ , we have  $\delta(x, P) = (y, Q, R)$ . This represents the tape head writing symbol  $y$  in the current tape cell, changing the state of  $\mathbb{T}$  from  $P$  to  $Q$  and finally moving the tape head to the right-adjacent cell. Similarly, if we had  $\delta(x, P) = (y, Q, L)$  under the same circumstances, the tape head will be moved to the left-adjacent cell. The halting problem asks if given a Turing machine  $\mathbb{T} = \langle \mathbb{A}, \mathbb{S}, q_0, \delta \rangle$ , started on an input tape, will enter some predetermined state  $q_f$ , also called the *halting* state.

We model the halting problem generally as follows. The execution of  $\mathbb{T}$  up to  $i$  steps is represented by a finite trace  $\sigma_i$  such that (1)  $\sigma_i$  represents the current state of  $\mathbb{T}$  and its tape  $t$  and consequently, the current state of policy  $\mathcal{P}_{\mathbb{T}}$  generated by  $\mathbb{T}$  and the state of the IoT system respectively, (2)  $\sigma_i$  violates

$\mathcal{P}_{\mathbb{T}}$  generated by  $\mathbb{T}$ , (3) only actions that model the execution of step  $i + 1$  can extend  $\sigma_i$  into  $\sigma_{i+1}$  and (4) if  $\mathbb{T}$  enters some state  $q_f$ , then the state of the tape in  $\sigma_i$  is a state  $s$  in  $I$  that satisfies  $\mathcal{P}_{\mathbb{T}}$ .

We encode  $\mathbb{T}$  as  $\mathcal{P}_{\mathbb{T}}$  as follows. We represent IoT system states through the states and tape symbols of  $\mathbb{T}$ . At some point in time, the Turing machine  $\mathbb{T}$  has scanned some finite prefix of its tape i.e. cells  $1, 2, \dots, k$ . This is represented as an ordered sequence  $V$  of  $k$  IoT device state variables  $v_1, v_2, \dots, v_k$ . Device state variable  $v_i$  represents tape cell  $i$  and the tape symbol  $a$  being in cell  $i$  represents the current value of IoT device state variable  $v_i$  as  $a$ . The current Turing machine state  $q$  and the current tape head being in position  $j$  is represented by the current IoT system state  $s$  at state  $q$  and a current position variable  $p$  set to  $j$ , where  $j \in \mathbb{N}$ . Subsequently, we describe the IoT system  $I$  as an infinite set of system variables  $X = \{s\} \cup V \cup \{p\}$  where the domain of  $s$  is the set of states  $\mathbb{S}$ , the domain of  $V$  is the alphabet  $\mathbb{A}$  and the domain of  $p$  is  $\mathbb{N}$ . The Turing machine operation of writing value  $l$  in cell  $i$  is represented as setting the value of IoT device state variable  $v_i$  to  $l$  i.e.  $v_i.setState(l)$ , while the Turing machine operation of transitioning to state  $q_1$  is represented by the IoT system state  $s$  being set to state  $q_1$  i.e.  $s.setState(q_1)$ . The transition function  $\delta : \mathbb{A} \times \mathbb{S} \rightarrow \mathbb{A} \times \mathbb{S} \times \{L, R\}$  is encoded as the enforcement of policy  $\mathcal{P}_{\mathbb{T}}$  through corrective actions. To illustrate, we consider an example Turing machine transition which moves the tape head right i.e.  $\delta(b, q_0) = (a, q_1, R)$ , with the left case being symmetric. Consider the Turing machine  $\mathbb{T}$  to be in current state  $q_0$ , tape head over position  $p$  on the tape, and the tape cell  $p$  holding symbol  $b$ . This is equivalent to the IoT system  $I$  with system state  $s$  at state  $q_0$ , position variable  $p$  and IoT device variable  $v_p$  set to value  $b$ . The policy  $\mathcal{P}_{\mathbb{T}}$  considers the IoT system *safe* when the current system state and the value of the currently observed IoT device state *implies* that the current system state is a safe state i.e.  $(s.state = q_0 \wedge v_p = b) \Rightarrow q_0 = q_f$ . When this does not hold,  $\mathcal{P}_{\mathbb{T}}$  prescribes a corrective action that sets the value of  $v_p$  to  $b$  i.e.  $v_i.setState(b)$ , sets the IoT system state to  $q_1$  i.e.  $s.setState(q_1)$ , and increments the position variable i.e.  $p = p + 1$ . This is reflected as the Turing machine operation of writing  $b$  in the tape cell  $p$ , changing its state to  $q_1$  and moving the tape head right to the new position  $p + 1$ . We can see from this description that the Turing machine  $\mathbb{T}$  will halt *if and only if* the encoded policy determines that the IoT system has reached a safe state i.e.  $\mathbb{T}$  reaches state  $q_f$ .