

Adjusting for Incomplete Baseline Covariates in Randomized Controlled Trials: A Cross-World Imputation Framework

Yilin Song, James P. Hughes, and Ting Ye

Department of Biostatistics, University of Washington, Seattle, Washington 98195, U.S.A.*

February 3, 2023

Abstract

In randomized controlled trials, adjusting for baseline covariates is often applied to improve the precision of treatment effect estimation. However, missingness in covariates is common. Recently, Zhao and Ding (2022) studied two simple strategies, the single imputation method and missingness indicator method (MIM), to deal with missing covariates, and showed that both methods can provide efficiency gain. To better understand and compare these two strategies, we propose and investigate a novel imputation framework termed cross-world imputation (CWI), which includes single imputation and MIM as special cases. Through the lens of CWI, we show that MIM implicitly searches for the optimal CWI values and thus achieves optimal efficiency. We also derive conditions under which the single imputation method, by searching for the optimal single imputation values, can achieve the same efficiency as the MIM.

Keywords: Efficiency; Randomized controlled trials; Covariate adjustment; Imputation; Single imputation; Missingness indicator method; Multiple treatment arms.

1 Introduction

Randomized controlled trials (RCTs) are the gold standard for evaluating treatment effects. Because randomization ensures the treatment groups are comparable at the baseline, a simple comparison of the outcome means across treatment groups is an unbiased estimator of the treatment effect.

*tingye1@uw.edu. This work was supported by the HIV Prevention Trials Network (HPTN) and NIH grant: NIAID 5 UM1 AI068617.

To improve efficiency, it is common to adjust for baseline covariates in estimating the treatment effects (Fisher, 1935; FDA, 2021), and many have recommended an ANalysis of HEterogeneous COVariance (ANHECOVA) estimator of the treatment effect obtained from fitting a linear working model with treatment indicators, centered covariates, and their interactions as it can achieve guaranteed efficiency gain over the unadjusted estimator (Tsiatis et al., 2008; Lin, 2013, among others); in fact, it achieves optimal efficiency among a class of linearly-adjusted estimators (Ye et al., 2022).

Missingness in covariates is common in RCTs, which raises an important question: how should we adjust for covariates with missing values? One intuitive strategy is the *single imputation method*, which imputes all missing values based on the observed data and then adjusts for the imputed covariates. A common choice is to impute by the covariate-wise observed means (White and Thompson, 2005; Sullivan et al., 2016). Another well-known strategy is the *missingness-indicator method* (MIM), which imputes the missing covariates with zeros and includes the missingness indicators as part of the covariate vector for adjustment (Cohen and Cohen, 1975; Rosenbaum and Rubin, 1984). Under a randomization inference framework, Zhao and Ding (2022) showed that MIM used in combination with ANHECOVA is an appealing strategy in RCTs because it does not require modeling the missingness mechanism and is fully robust as long as the missingness is balanced by randomization. It also guarantees efficiency gain compared to the complete-covariate analysis when the missing covariates or missingness indicators are prognostic to the outcome. Furthermore, it is asymptotically no less efficient than the single imputation method. MIM has also been used in combination with weighting estimators, which is asymptotically equivalent to the ANHECOVA counterpart (Chang et al., 2022). Note that these appealing properties are due to randomization in RCTs and do not hold in observational studies; see caveats of MIM when used in observational studies in Greenland and Finkle (1995), Donders et al. (2006), and Yang et al. (2019).

Although MIM is asymptotically non-inferior to the single imputation method, the efficiency gain may not be large if the missing rate is low (as is common in RCTs) or the missingness indicator is not very prognostic to the outcome. Moreover, MIM needs to adjust for all the missing indicators, which may not be feasible with a small to moderate sample size. In these situations, the single imputation method that uses a more parsimonious model may still be preferable. Therefore, it is of interest to get a more detailed characterization of the efficiency comparison between the single imputation method and MIM, and investigate ways to improve the single imputation method by optimizing over the imputation values. In this paper, we propose and investigate a novel imputation

framework termed cross-world imputation (CWI), which includes single imputation and MIM as special cases. Through the lens of CWI, we show that MIM implicitly searches for the optimal CWI values and thus achieves optimal efficiency in the asymptotic sense. We also derive conditions under which the single imputation method, by searching for the optimal single imputation values, can achieve the same asymptotic efficiency as the MIM.

2 Review of covariate adjustment methods

We consider a k -arm trial with pre-specified expected treatment assignment proportions π_1, \dots, π_k , where $0 < \pi_t < 1$ and $\sum_{t=1}^k \pi_t = 1$. Let A_i be the k -dimensional treatment indicator vector that equals a_t if patient i receives treatment t , where a_t denotes a k -dimensional column vector whose t th component is 1 and other components are 0. Let $Y_i^{(t)}$ be the potential outcome for patient i under treatment t , $t = 1, \dots, k$, and θ be the k -dimensional vector whose t th component is $\theta_t = E(Y_i^{(t)})$, the population mean of potential (continuous or discrete) outcome under treatment t . We are interested in θ and given contrasts of θ . The observed outcome is $Y_i = Y_i^{(t)}$ if and only if $A_i = a_t$. For patient i , we use $X_i = (X_{i1}, \dots, X_{iJ})^\top$ to denote the J -dimensional covariate vector for adjustment and use $R_i = (R_{i1}, \dots, R_{iJ})^\top$ to indicate missingness of covariates, where $R_{ij} = 1$ if X_{ij} is observed and $R_{ij} = 0$ if X_{ij} is missing. We consider simple randomization where A_i is independent of $(Y_i^{(1)}, \dots, Y_i^{(k)}, R_i, X_i)$ for each i and $P(A_i = a_t) = \pi_t$ for $t = 1, \dots, k$. We also impose the following mild condition.

Condition 1. $(Y_i^{(1)}, \dots, Y_i^{(k)}, R_i, X_i), i = 1, \dots, n$ are independent and identically distributed with finite second order moments. The distribution of baseline covariates X_i and missing indicators R_i are not affected by treatment.

Condition 1 asserts that the missingness is unaffected by the treatment assignment, which holds if X_i is measured at baseline so the covariates and their missingness indicators in different arms are balanced by randomization. To simplify the notation, we drop the subscript i when referring to a generic unit.

2.1 Covariate adjustment with completely observed covariates

Because of randomization, the simplest estimator of θ is the ANalysis Of VAriance (ANOVA) estimator $\hat{\theta}_{\text{AN}} = (\bar{Y}_1, \dots, \bar{Y}_k)^\top$, where \bar{Y}_t is the sample average of the outcomes under each treatment t .

To adjust for completely observed covariates, two *working models* are commonly used. These models are not required to be correct; they are only used as working models to obtain the corresponding estimators.

The first model is ANalysis of COVariance (ANCOVA) (Fisher, 1935), written using the R convention: $Y \sim A + (X - \bar{X})$, where \bar{X} is the sample average of X_i 's. The coefficient vector of A is a consistent estimator of θ regardless of whether the model is correct or not. However, when the model is incorrect, the ANCOVA estimator $\hat{\theta}_{\text{ANC}}$ can be even less efficient than the simple ANOVA estimator (Freedman, 2008).

The second model is ANalysis of HEterogeneous COVariance (ANHECOVA) which further includes the treatment-by-covariate interactions in the model (Yang and Tsiatis, 2001; Tsiatis et al., 2008; Lin, 2013; Ye et al., 2022): $Y \sim A + (X - \bar{X}) I(A = a_1) + \dots + (X - \bar{X}) I(A = a_k)$. Similar to ANCOVA, the coefficient vector of A is a consistent estimator of θ regardless of whether the model is correct or not. Moreover, even when the model is incorrect, the ANHECOVA estimator $\hat{\theta}_{\text{ANHC}}$ is never less efficient than the ANCOVA estimator $\hat{\theta}_{\text{ANC}}$ and the ANOVA estimator $\hat{\theta}_{\text{AN}}$ (Ye et al., 2022).

Note that centering the covariates using $X - \bar{X}$ is important for $\hat{\theta}_{\text{ANC}}$ and $\hat{\theta}_{\text{ANHC}}$ to consistently estimate θ . The only exception is when ANCOVA is used to estimate linear contrasts of θ such as $\theta_t - \theta_s$ for $t, s = 1, \dots, k$, when the covariate mean \bar{X} gets canceled.

2.2 Covariate adjustment with missing covariates

As depicted in Figure 1, the key missing data assumption in Condition 1 is that the treatment indicators are independent of the covariates X and the missingness indicators R , which holds if the covariates are measured at the baseline, and thus the distribution of X and R is balanced by randomization. Meanwhile, the relationship among X, R, Y can be complex, e.g., the missingness can depend on the covariates X and the outcomes Y , which, following Rubin (1976), is known as missing not at random. The act of randomization obviates the need to model the missingness mechanism and allows for robust estimation of the treatment effect when using the partially observed covariate information.

We review two popular methods below. The first method is the *single imputation* (SI) method, which imputes the missing covariates once with some fixed or data-dependent values and then adjusts for the imputed covariates. Zhao and Ding (2022) considered a covariate-wise imputation scheme that imputes all missing values of the j th covariate X_{ij} by a fixed or data-dependent

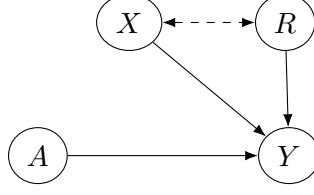


Figure 1: A directed acyclic graph (DAG) of the missingness assumption and simple randomization.

constant \hat{c}_j . For example, it is common to impute by the observed covariate-wise average $\hat{c}_j = \sum_{i=1}^n R_{ij}X_{ij} / \sum_{i=1}^n R_{ij}$. For the i th patient, write the imputed X_{ij} as $X_{ij}^{\text{imp}}(\hat{c}_j) = R_{ij}X_{ij} + (1 - R_{ij})\hat{c}_j$ and the imputed covariate vector as $X_i^{\text{imp}}(\hat{c}) = (X_{i1}^{\text{imp}}(\hat{c}_1), \dots, X_{iJ}^{\text{imp}}(\hat{c}_J))^{\top}$, which can also be expressed as $X_i^{\text{imp}}(\hat{c}) = R_i \circ X_i + (1_J - R_i) \circ \hat{c}$, where $R_i \circ X_i = (R_{i1}X_{i1}, \dots, R_{iJ}X_{iJ})^{\top}$ and $(1_J - R_i) \circ \hat{c} = ((1 - R_{i1})\hat{c}_1, \dots, (1 - R_{iJ})\hat{c}_J)^{\top}$ with \circ representing the Hadamard product, $\hat{c} = (\hat{c}_1, \dots, \hat{c}_J)^{\top}$, and 1_J a J -dimensional column vector of 1's. Then we can proceed with fitting ANCOVA or ANHECOVA working model and obtain the covariate-adjusted estimators $\hat{\theta}_{\text{ANC}}^{\text{si}}(\hat{c})$ and $\hat{\theta}_{\text{ANHC}}^{\text{si}}(\hat{c})$. These estimators are fully robust in the sense that they are consistent to θ even when the missingness depends on the underlying covariates themselves and the potential outcomes. For two treatment arms and estimating the average treatment effect $\theta_2 - \theta_1$, Zhao and Ding (2022) studied the SI strategy under a randomization inference framework and proved that the resulting ANHECOVA estimator $\hat{\theta}_{\text{ANHC}}^{\text{si}}(\hat{c})$ is always more efficient than the unadjusted estimator $\hat{\theta}_{\text{AN}}$.

The second method is the *missingness indicator method* (MIM), which includes R as additional regressors in the model. For example, using either the ANCOVA or ANHECOVA working model

$$\begin{aligned}
Y &\sim A + (X^{\text{imp}}(\hat{c}) - \bar{X}^{\text{imp}}(\hat{c})) + (R - \bar{R}) \\
Y &\sim A + I(A = a_1)(X^{\text{imp}}(\hat{c}) - \bar{X}^{\text{imp}}(\hat{c})) + \dots + I(A = a_k)(X^{\text{imp}}(\hat{c}) - \bar{X}^{\text{imp}}(\hat{c})) \\
&\quad + I(A = a_1)(R - \bar{R}) + \dots + I(A = a_k)(R - \bar{R}),
\end{aligned}$$

where \bar{R} is the sample average of R_i 's, the obtained coefficient vector of A is a consistent estimator of θ . Compared to the SI, the main advantage of MIM is that including R as regressors removes the dependence of the resulting estimators on the imputation values \hat{c} . For two arms and estimating the average treatment effect $\theta_2 - \theta_1$, Zhao and Ding (2022) proved that the ANHECOVA estimator combined with MIM can further improve the efficiency over the SI counterpart $\hat{\theta}_{\text{ANHC}}^{\text{si}}(\hat{c})$ if R is related to the potential outcomes.

Strictly speaking, if a covariate X_j is observed for all subjects, then R_j is a vector of 1's with

length n which is not needed to be adjusted in the model. Also, to prevent colinearity, if the missingness indicator $R_t = R_s$ for covariate X_t, X_s , only one of the missingness indicators need to be adjusted. From now on, we will use R to denote the vector of missingness indicators included in the model after appropriate adjustment for simplicity of notation.

As mentioned in Zhao and Ding (2022), MIM is not a new method (White and Thompson, 2005; Carpenter and Kenward, 2007; Rubin, 1987; Little, 1992; Robins et al., 1994; Jones, 1996; Ibrahim et al., 2005). The use of MIM in observational studies has been criticized by Greenland and Finkle (1995), Donders et al. (2006) and Yang et al. (2019). However, Zhao and Ding (2022) showed that MIM is a robust and efficient method when used in RCTs.

3 A cross-world imputation framework

We propose a novel imputation framework called the *cross-world imputation* (CWI), which includes the methods reviewed in Section 2.2 as special cases. We name this procedure CWI because it allows for different imputation values when estimating different potential outcome means. For the purpose of this article, we focus on linear adjustment; we leave non-linear adjustment as future work. For CWI, we only consider adjusting for the imputed X , but not the missingness indicators R . For treatment arm $t, t = 1, \dots, k$, the steps for CWI are as follows:

1. Apply covariate-wise SI with $\hat{c}_t = (\hat{c}_{t1}, \dots, \hat{c}_{tJ})^\top$, i.e., impute \hat{c}_{tj} for all the missing values in the j th covariate and denote the imputed covariate as $X^{\text{imp}}(\hat{c}_t)$. Note that \hat{c}_{tj} can be fixed or data-dependent.
2. Fit a model $Y \sim 1 + X^{\text{imp}}(\hat{c}_t)$ using data with $A = a_t$ and constrained least squares

$$(\hat{\alpha}_t, \hat{\beta}_t) = \arg \min_{\alpha \in \mathbb{R}, \beta \in \mathcal{R}_\beta} \sum_{i: A_i = a_t} \{Y_i - \alpha - \beta^\top (X_i^{\text{imp}}(\hat{c}_t) - \bar{X}_t^{\text{imp}}(\hat{c}_t))\}^2,$$

where \mathcal{R}_β can be any constrained set or the unconstrained \mathbb{R}^J . The resulting model gives $\hat{\mu}_t(x; b; \hat{c}_t) = \bar{Y}_t + b^\top (x - \bar{X}_t^{\text{imp}}(\hat{c}_t))$, for any b .

3. Compute the predicted values for all subjects, including those not in arm t . Their average

$$\hat{\theta}_t^{\text{cwi}}(b; \hat{c}_t) = n^{-1} \sum_{i=1}^n \hat{\mu}_t(X_i^{\text{imp}}(\hat{c}_t); b; \hat{c}_t) = \bar{Y}_t - b^\top (\bar{X}_t^{\text{imp}}(\hat{c}_t) - \bar{X}^{\text{imp}}(\hat{c}_t))$$

is an estimator of $\theta_t = E(Y^{(t)})$.

An illustration of CWI with two treatment arms and a single covariate is in Figure 2. The resulting estimator is termed *g-computation* or *standardization* estimator when there are no missing covariates (Hernan and Robins, 2020). Under CWI, an important example is when $\mathcal{R}_\beta = \mathbb{R}^J$, i.e., when the fitted model $\hat{\mu}_t$ is from the unconstrained least squares, the resulting estimator is the ANHECOVA estimator under CWI, denoted as $\hat{\theta}_{\text{ANHC},t}^{\text{cwi}}(\hat{c}_t)$. When there are no missing covariate values, $\hat{\theta}_{\text{ANHC},t}^{\text{cwi}}(\hat{c}_t)$ obtained from the g-computation formulation (Steps 1-3) is the same as the $\hat{\theta}_{\text{ANHC},t}$ obtained from the regression model discussed in Section 2.1. However, when there are missing covariate values, the g-computation formulation gives us more flexibility in the imputation scheme compared to the regression formulation: the g-computation formulation allows CWI whereas the regression formulation does not.

We remark that one can also obtain an ANCOVA-type estimator under CWI by constraining the coefficients of $X^{\text{imp}}(\hat{c}_t)$ being equal across t when performing the constrained ordinary least squares in Step 2. However, we do not consider it further because its computation is complex and, as will be shown in Section 4.2-4.3, it is less efficient than ANHECOVA.

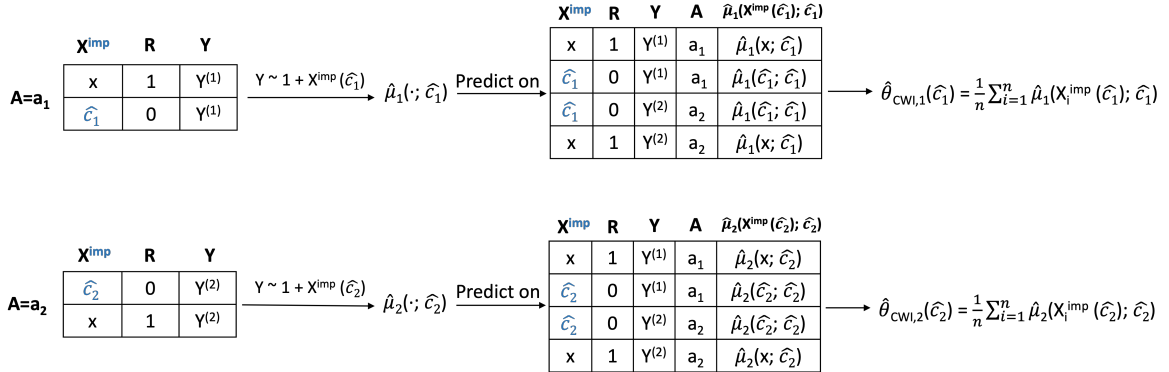


Figure 2: An illustration of CWI with two treatment arms and a single covariate.

It is straightforward to see that CWI includes SI as a special case. Specifically, when $\hat{c}_1 = \dots = \hat{c}_k$, CWI reduces to SI. However, CWI is distinct from imputing by treatment-specific values in that CWI imputes all subjects k times, respectively with $\hat{c}_1, \dots, \hat{c}_k$ for estimating the response means in k arms, while imputing by treatment-specific values only imputes all subjects once – those with $A = a_t$ are imputed by \hat{c}_t . This distinction has an important implication: the probability limit of \hat{c}_t being dependent on t does not bias CWI but can bias imputation by treatment-specific values. In Lemma S1 of the Supplementary Materials, we show that imputation by arm-specific observed covariate mean leads to a less efficient ANHECOVA estimator compared to imputation by overall

observed covariate mean. Hence, we will not consider imputation by arm-specific values further beyond this point. Though not obvious at this point, we will show in Section 4.1 that CWI also includes MIM as a special case.

Now, to unify the notation going forward, we use $\hat{\theta}(\hat{b}_1, \dots, \hat{b}_k; \hat{c}_1, \dots, \hat{c}_k)$ to define a general class of estimators for potential outcome means in k treatment arms under CWI:

$$\hat{\theta}(\hat{b}_1, \dots, \hat{b}_k; \hat{c}_1, \dots, \hat{c}_k) = \left(\bar{Y}_t - \hat{b}_t^\top (\bar{X}_t^{\text{imp}}(\hat{c}_t) - \bar{X}^{\text{imp}}(\hat{c}_t)), t = 1, \dots, k \right)^\top, \quad (1)$$

where \hat{b}_t can be fixed or stochastic. In the notation below, we specify the imputation method (SI, CWI) as superscripts and the estimator type (ANOVA(AN), ANCOVA(ANC), ANHECOVA(ANHC)) as subscripts. The general class of estimators in (1) includes all the aforementioned estimators under SI or CWI:

$$\hat{\theta}(\hat{b}_1, \dots, \hat{b}_k; \hat{c}_1, \dots, \hat{c}_k) = \begin{cases} \hat{\theta}_{\text{AN}} & \text{if } \hat{b}_t = 0 \text{ for all } t \\ \hat{\theta}_{\text{ANC}}^{\text{si}} & \text{if } \hat{c}_1 = \dots = \hat{c}_k = \hat{c}, \text{ and } \hat{b}_t = \hat{\beta}(\hat{c}) \text{ for all } t \\ \hat{\theta}_{\text{ANHC}}^{\text{si}} & \text{if } \hat{c}_1 = \dots = \hat{c}_k = \hat{c}, \text{ and } \hat{b}_t = \hat{\beta}_t(\hat{c}) \text{ for all } t \\ \hat{\theta}_{\text{ANHC}}^{\text{cwi}} & \text{if } \hat{b}_t = \hat{\beta}_t(\hat{c}_t) \text{ for all } t \end{cases}$$

where

$$\begin{aligned} \hat{\beta}(\hat{c}) &= \left\{ \sum_{t=1}^k \sum_{i:A_i=a_t} (X_i^{\text{imp}}(\hat{c}) - \bar{X}_t^{\text{imp}}(\hat{c})) (X_i^{\text{imp}}(\hat{c}) - \bar{X}_t^{\text{imp}}(\hat{c}))^\top \right\}^{-1} \sum_{t=1}^k \sum_{i:A_i=a_t} (X_i^{\text{imp}}(\hat{c}) - \bar{X}_t^{\text{imp}}(\hat{c})) Y_i \\ \hat{\beta}_t(\hat{c}_t) &= \left\{ \sum_{i:A_i=a_t} (X_i^{\text{imp}}(\hat{c}_t) - \bar{X}_t^{\text{imp}}(\hat{c}_t)) (X_i^{\text{imp}}(\hat{c}_t) - \bar{X}_t^{\text{imp}}(\hat{c}_t))^\top \right\}^{-1} \sum_{i:A_i=a_t} (X_i^{\text{imp}}(\hat{c}_t) - \bar{X}_t^{\text{imp}}(\hat{c}_t)) Y_i. \end{aligned}$$

Theorem 1 gives the asymptotic property for the general class of estimators in (1).

Theorem 1. *Suppose that $\hat{c}_t = (\hat{c}_{t1}, \dots, \hat{c}_{tJ})^\top$ has a finite probability limit $c_t = (c_{t1}, \dots, c_{tJ})^\top$, i.e., $\hat{c}_t \xrightarrow{p} c_t$, and $\hat{b}_t \xrightarrow{p} b_t$ as $n \rightarrow \infty$, for $t = 1, \dots, k$. Also suppose that $\text{var}(X^{\text{imp}}(c_t))$ is positive definite. Under Condition 1 and simple randomization, as $n \rightarrow \infty$, $\sqrt{n}(\hat{\theta}(\hat{b}_1, \dots, \hat{b}_k; \hat{c}_1, \dots, \hat{c}_k) - \theta)$ is asymptotically normal with mean 0 and variance $V(B; c_1, \dots, c_k)$. The expression of $V(B; c_1, \dots, c_k)$ is in Section S1 of the Supplementary Materials.*

The proof of Theorem 1 is in the Supplementary Materials. In the proof, we note that for the general class of CWI estimators, $\hat{\theta}(\hat{b}_1, \dots, \hat{b}_k; \hat{c}_1, \dots, \hat{c}_k) = \hat{\theta}(b_1, \dots, b_k; c_1, \dots, c_k) + o_p(1/\sqrt{n})$,

which implies that CWI with data-dependent imputation values $\hat{c}_1, \dots, \hat{c}_k$ is asymptotic equivalent with imputing using their probability limits c_1, \dots, c_k . As linear contrasts of outcome means in two arms are often of interest in many clinical trials, in Corollary S1 of the Supplementary Materials, we provide the asymptotic variance of linear contrasts using ANHECOVA.

4 Optimal cross-world imputation

4.1 MIM as a special case of CWI

Next, we will show that the MIM reviewed in Section 2.2 can be viewed as a special case of CWI with a particular set of imputation values.

As MIM is invariant to the values used in SI (Zhao and Ding, 2022, Lemma 3), it suffices to consider MIM with $\hat{c} = 0$, so the ANHECOVA estimator with MIM can be written as $\hat{\theta}_{\text{ANHC}}^{\text{mim}}(0) = (\hat{\theta}_{\text{ANHC},1}^{\text{mim}}(0), \dots, \hat{\theta}_{\text{ANHC},k}^{\text{mim}}(0))^\top$, where $\hat{\theta}_{\text{ANHC},t}^{\text{mim}}(0) = \bar{Y}_t - \tilde{\beta}_t(0)^\top \{\bar{X}_t^{\text{imp}}(0) - \bar{X}^{\text{imp}}(0)\} - \tilde{\gamma}_t(0)^\top (\bar{R}_t - \bar{R})$, $\tilde{\beta}_t(0)$ and $\tilde{\gamma}_t(0)$ are respectively the estimated coefficient vectors of $X^{\text{imp}}(0)$ and R in the linear model $Y \sim 1 + X^{\text{imp}}(0) + R$ fitted using those with $A_i = a_t$. Note that $X^{\text{imp}}(0) = R \circ X$. On the other hand, consider a CWI scheme with $\hat{c}_t = -\tilde{\gamma}_t(0) \oslash \tilde{\beta}_t(0) := \hat{c}_t^*$, where \oslash denotes Hadamard division. It is interesting to note that the resulting ANHECOVA estimator for θ_t , denoted as $\hat{\theta}_{\text{ANHC},t}^{\text{cwi}}(\hat{c}_t^*)$, is algebraically the same as the MIM estimator $\hat{\theta}_{\text{ANHC},t}^{\text{mim}}(0)$. This result is summarized in Lemma 1.

Lemma 1. *For $t = 1, \dots, k$, when $\hat{c}_t^* = -\tilde{\gamma}_t(0) \oslash \tilde{\beta}_t(0)$ is well-defined, we have $\hat{\theta}_{\text{ANHC},t}^{\text{cwi}}(\hat{c}_t^*) = \hat{\theta}_{\text{ANHC},t}^{\text{mim}}(0)$.*

To better understand Lemma 1, consider a simple situation with a single covariate. MIM with $\hat{c} = 0$ is $\hat{\theta}_{\text{ANHC},t}^{\text{mim}}(0) = n^{-1} \sum_{i=1}^n (\tilde{\alpha}_t + \tilde{\beta}_t X_i R_i + \tilde{\gamma}_t R_i)$, where the estimated coefficients are from fitting the linear model $Y = \tilde{\alpha}_t + \tilde{\beta}_t X R + \tilde{\gamma}_t R + \hat{\epsilon}$ using data with $A = a_t$. This model can be re-arranged as

$$Y = (\tilde{\alpha}_t + \tilde{\gamma}_t) + \underbrace{\tilde{\beta}_t \{X R + (1 - R)(-\tilde{\gamma}_t / \tilde{\beta}_t)\}}_{X^{\text{imp}}(-\tilde{\gamma}_t / \tilde{\beta}_t)} + \hat{\epsilon}. \quad (2)$$

In the proof of Lemma 1, we show that (2) is the same as the model obtained from fitting $Y \sim 1 + X^{\text{imp}}(\hat{c}_t^*)$ using data with $A = a_t$, which is the ANHECOVA under CWI with the imputed value $\hat{c}_t^* = -\tilde{\gamma}_t / \tilde{\beta}_t$. Hence, $\hat{\theta}_{\text{ANHC},t}^{\text{cwi}}(\hat{c}_t^*) = n^{-1} \sum_{i=1}^n \{(\tilde{\alpha}_t + \tilde{\gamma}_t) + \tilde{\beta}_t X^{\text{imp}}(\hat{c}_t^*)\}$ is the same as $\hat{\theta}_{\text{ANHC},t}^{\text{mim}}(0)$.

Another perspective to this result is to start from MIM with $\hat{c} = \hat{c}_t^*$, which equals MIM with $\hat{c} = 0$ because MIM is invariant to the imputation value. Then fitting a linear model $Y \sim 1 + X^{\text{imp}}(\hat{c}_t^*) + R$ using data with $A = a_t$ also results in (2) because $X^{\text{imp}}(\hat{c}_t^*)$ has effectively summarized the projection of Y onto the linear space spanned by XR and R and it becomes unnecessary to further adjust for R .

4.2 MIM achieves optimality among CWI

Theorem 2 says that the ANHECOVA estimator with MIM is not only a special case of CWI, it also achieves optimal efficiency among the class of estimators in (1). Hence, Theorem 2 provides an interesting perspective that ANHECOVA with MIM actually implicitly searches for the optimal CWI values \hat{c}_t^* 's.

Theorem 2. *The $V(B; c_1, \dots, c_k)$ in Theorem 1 is minimized at $\hat{\theta}_{\text{ANHC}}^{\text{mim}}(0)$, the ANHECOVA estimator with MIM.*

The proof of Theorem 2 is in the Supplementary Materials. Here, we outline the key ideas. First, we introduce a larger class of estimators compared to that defined in (1):

$$\hat{\theta}_L(\hat{b}_1, \dots, \hat{b}_k, \hat{r}_1, \dots, \hat{r}_k; \hat{c}_1, \dots, \hat{c}_k) = \left(\bar{Y}_t - \hat{b}_t^\top \{ \bar{X}_t^{\text{imp}}(\hat{c}_t) - \bar{X}^{\text{imp}}(\hat{c}_t) \} - \hat{r}_t^\top (\bar{R}_t - \bar{R}) \right)^\top, t = 1, \dots, k.$$

This class includes the MIM used in combination with the CWI, which is the estimator obtained following the procedure in Section 3 with $Y \sim 1 + X^{\text{imp}}(\hat{c}_t) + R$ in Setp 2. We show that this estimator is invariant to the CWI values $\hat{c}_1, \dots, \hat{c}_k$, which extends Lemma 3 in Zhao and Ding (2022) to the CWI framework. This invariance property implies that even in the CWI framework, there is only one ANHECOVA MIM estimator and thus it suffices to consider $\hat{\theta}_{\text{ANHC}}^{\text{mim}}(0)$. Next, we show that the class of estimators $\{\hat{\theta}_L(b_1, \dots, b_k, r_1, \dots, r_k; c_1, \dots, c_k) : \text{for any } b_t, r_t, c_t\}$ is the same as the class $\{\hat{\theta}_L(b_1, \dots, b_k, r_1, \dots, r_k; 0, \dots, 0) : \text{for any } b_t, r_t\}$. Then, Theorem 1 of Ye et al. (2022) implies that $\hat{\theta}_{\text{ANHC}}^{\text{mim}}(0)$ is optimal within the latter class in the sense that it has the smallest asymptotic variance. Hence, $\hat{\theta}_{\text{ANHC}}^{\text{mim}}(0)$ is optimal within the former class as well. Because we showed in Lemma 1 that $\hat{\theta}_{\text{ANHC}}^{\text{mim}}(0)$ actually belongs to the smaller class $\{\hat{\theta}(b_1, \dots, b_k; c_1, \dots, c_k) : \text{for any } b_t, c_t\}$, it must be optimal within this small class, which concludes the proof.

4.3 When can SI achieve optimality among CWI?

Now that we have embedded both the SI and MIM methods into the CWI framework and showed that MIM achieves optimality, in the following, we will rely on the CWI framework to study when SI can also achieve optimality. Specifically, we are interested in when optimizing over the imputation values for the SI method can achieve optimality among the class of estimators in (1) and what is the optimal imputation value for SI. These questions are important because SI is intuitive and easy to implement, and compared to MIM, it adjusts for a smaller number of covariates which is advantageous when we have a small sample size or a large number of covariates with missing values. To the best of our knowledge, these questions have not been studied in the literature.

Theorem 3 establishes a sufficient condition under which the SI can achieve optimality.

Theorem 3. *Under the conditions in Theorem 1, MIM and the optimal SI can achieve the same asymptotic efficiency when the probability limit of \hat{c}_t^* does not depend on t , which holds when $\lim_{n \rightarrow \infty} \tilde{\gamma}_{tj}(0) / \lim_{n \rightarrow \infty} \tilde{\beta}_{tj}(0)$ does not depend on t for every j .*

We give the explicit form of $\lim_{n \rightarrow \infty} \tilde{\gamma}_{tj}(0) / \lim_{n \rightarrow \infty} \tilde{\beta}_{tj}(0)$ in the Supplementary Materials. Theorem 3 implies that there are two special situations in which the optimal SI can achieve the same efficiency as MIM, and thus achieve optimality among the class of estimators in (1): (i) there are no treatment-by-covariate and treatment-by-missingness interactions in the outcome generating process, i.e., when the probability limits of $\tilde{\gamma}_t(0)$ and $\tilde{\beta}_t(0)$ do not depend on t ; or (ii) the missingness occurs completely at random, i.e., $R \perp (A, X, Y^{(t)})$, which implies that $\lim_{n \rightarrow \infty} \tilde{\gamma}_t(0) = 0$ for every t . When the condition in Theorem 3 holds, the optimal imputation value for SI is simply the probability limit of \hat{c}_t^* . When the condition in Theorem 3 does not hold, the optimal SI is generally less efficient than the MIM in the asymptotically sense, and analyzing the optimal imputation value for SI is complex because the asymptotic variance is not a convex function of c . In Section S1 of the Supplementary Materials, we analyze the special case with a single covariate in detail.

References

- Carpenter, J. R. and Kenward, M. G. (2007). Missing data in randomised controlled trials: a practical guide. *Health Technology Assessment Methodology Programme*, page 199.
- Chang, C.-R., Song, Y., Li, F., and Wang, R. (2022). Covariate adjustment in randomized experiments with incomplete baseline data. *arXiv preprint arXiv:2207.07890*.

- Cohen, J. and Cohen, P. (1975). *Applied Multiple Regression/Correlation Analysis for the Behavioral Sciences*. Lawrence Erlbaum.
- Donders, A. R. T., Van Der Heijden, G. J., Stijnen, T., and Moons, K. G. (2006). A gentle introduction to imputation of missing values. *Journal of clinical epidemiology*, 59(10):1087–1091.
- FDA (2021). Adjusting for covariates in randomized clinical trials for drugs and biological products. Draft Guidance for Industry. Center for Drug Evaluation and Research and Center for Biologics Evaluation and Research, Food and Drug Administration (FDA), U.S. Department of Health and Human Services. May 2021.
- Fisher, R. A. (1935). *The Design of Experiments*. Oliver and Boyd, Edinburgh.
- Freedman, D. A. (2008). On regression adjustments in experiments with several treatments. *Annals of Applied Statistics*, 2(1):176–196.
- Greenland, S. and Finkle, W. D. (1995). A critical look at methods for handling missing covariates in epidemiologic regression analyses. *American journal of epidemiology*, 142(12):1255–1264.
- Hernan, M. A. and Robins, J. M. (2020). *Causal Inference: What If*. Boca Raton: Chapman & Hall/CRC.
- Ibrahim, J. G., Chen, M.-H., Lipsitz, S. R., and Herring, A. H. (2005). Missing-data methods for generalized linear models. *Journal of the American Statistical Association*, 100(469):332–346.
- Jones, M. P. (1996). *Journal of the American Statistical Association*, 91.
- Lin, W. (2013). Agnostic notes on regression adjustments to experimental data: Reexamining freedman’s critique. *Annals of Applied Statistics*, 7(1):295–318.
- Little, R. J. A. (1992). Regression with missing x’s: A review. *Journal of the American Statistical Association*, pages 1227–1237.
- Marcus, C. L., Moore, R. H., Rosen, C. L., Giordani, B., Garetz, S. L., Taylor, H. G., Mitchell, R. B., Amin, R., Katz, E. S., Arens, R., Paruthi, S., Muzumdar, H., Gozal, D., Thomas, N. H., Ware, J., Beebe, D., Snyder, K., Elden, L., Sprecher, R. C., Willging, P., Jones, D., Bent, J. P., Hoban, T., Chervin, R. D., Ellenberg, S. S., and Redline, S. (2013). A randomized trial of adenotonsillectomy for childhood sleep apnea. *New England Journal of Medicine*, 368(25):2366–2376. PMID: 23692173.

- Robins, J. M., Rotnitzky, A., and Zhao, L. P. (1994). Estimation of regression coefficients when some regressors are not always observed. *Journal of the American Statistical Association*, 89(427):846–866.
- Rosenbaum, P. R. and Rubin, D. B. (1984). Reducing bias in observational studies using subclassification on the propensity score. *Journal of the American Statistical Association*, 79(387):516–524.
- Rubin, D. B. (1976). Inference and missing data. *Biometrika*, 63(3):581–592.
- Rubin, D. B. (1987). *Multiple Imputation for Nonresponse in Surveys*. John Wiley & Sons.
- Sullivan, T., White, I., Salter, A., Ryan, P., and Lee, K. (2016). Should multiple imputation be the method of choice for handling missing data in randomized trials? *Statistical methods in medical research*, 27:962280216683570.
- Tsiatis, A. A., Davidian, M., Zhang, M., and Lu, X. (2008). Covariate adjustment for two-sample treatment comparisons in randomized clinical trials: A principled yet flexible approach. *Statistics in Medicine*, 27(23):4658–4677.
- White, I. R. and Thompson, S. G. (2005). Adjusting for partially missing baseline measurements in randomized trials. *Statistics in medicine*, (24(7)):993–1007.
- Yang, L. and Tsiatis, A. A. (2001). Efficiency study of estimators for a treatment effect in a pretest–posttest trial. *The American Statistician*, 55(4):314–321.
- Yang, S., Wang, L., and Ding, P. (2019). Causal inference with confounders missing not at random. *Biometrika*, 106(4):875–888.
- Ye, T., Shao, J., Yi, Y., and Zhao, Q. (2022). Toward better practice of covariate adjustment in analyzing randomized clinical trials. *Journal of the American Statistical Association*, pages 1–13.
- Zhang, G.-Q., Cui, L., Mueller, R., Tao, S., Kim, M., Rueschman, M., Mariani, S., Mobley, D., and Redline, S. (2018). The National Sleep Research Resource: towards a sleep data commons. *Journal of the American Medical Informatics Association*, 25(10):1351–1358.
- Zhao, A. and Ding, P. (2022). To adjust or not to adjust? estimating the average treatment effect in randomized experiments with missing covariates. *Journal of the American Statistical Association*, (just-accepted):1–28.

Supplementary Materials

S1 Additional theoretical results

S1.1 Asymptotic variance in Theorem 1

As stated in Theorem 1, the asymptotic distribution of $\hat{\theta}(\hat{b}_1, \dots, \hat{b}_k; \hat{c}_1, \dots, \hat{c}_k)$ is

$$\sqrt{n} \left(\hat{\theta}(\hat{b}_1, \dots, \hat{b}_k; \hat{c}_1, \dots, \hat{c}_k) - \theta \right) \xrightarrow{d} N \left(0, V(B; c_1, \dots, c_k) \right),$$

where

$$\begin{aligned} V(B; c_1, \dots, c_k) &= \text{diag} \left(\pi_t^{-1} \text{var}(Y^{(t)} - b_t^\top X^{\text{imp}}(c_t)) \right) - B \Sigma_X(c_1, \dots, c_k) B^\top \\ &\quad + \mathcal{B} D_X(c_1, \dots, c_k) B^\top + B D_X(c_1, \dots, c_k) \mathcal{B}^\top, \end{aligned}$$

$\text{diag}(d_t)$ denotes a $k \times k$ diagonal matrix with the t -th diagonal element d_t ,

$$\begin{aligned} \Sigma_X(c_1, \dots, c_k) &= \begin{pmatrix} \text{var}(X^{\text{imp}}(c_1)) & \text{cov}(X^{\text{imp}}(c_1), X^{\text{imp}}(c_2)) & \cdots & \text{cov}(X^{\text{imp}}(c_1), X^{\text{imp}}(c_k)) \\ \text{cov}(X^{\text{imp}}(c_2), X^{\text{imp}}(c_1)) & \text{var}(X^{\text{imp}}(c_2)) & \cdots & \text{cov}(X^{\text{imp}}(c_2), X^{\text{imp}}(c_k)) \\ \vdots & \vdots & \ddots & \vdots \\ \text{cov}(X^{\text{imp}}(c_k), X^{\text{imp}}(c_1)) & \text{cov}(X^{\text{imp}}(c_k), X^{\text{imp}}(c_2)) & \cdots & \text{var}(X^{\text{imp}}(c_k)) \end{pmatrix}, \\ D_X(c_1, \dots, c_k) &= \begin{pmatrix} \text{var}(X^{\text{imp}}(c_1)) & 0 & \cdots & 0 \\ 0 & \text{var}(X^{\text{imp}}(c_2)) & \cdots & 0 \\ \vdots & \vdots & \ddots & \vdots \\ 0 & 0 & \cdots & \text{var}(X^{\text{imp}}(c_k)) \end{pmatrix}, \\ \mathcal{B} &= \begin{pmatrix} \beta_1(c_1)^\top & \beta_1(c_2)^\top & \cdots & \beta_1(c_k)^\top \\ \beta_2(c_1)^\top & \beta_2(c_2)^\top & \cdots & \beta_2(c_k)^\top \\ \vdots & \vdots & \ddots & \vdots \\ \beta_k(c_1)^\top & \beta_k(c_2)^\top & \cdots & \beta_k(c_k)^\top \end{pmatrix}, \quad B = \begin{pmatrix} b_1^\top & 0 & \cdots & 0 \\ 0 & b_2^\top & \vdots & 0 \\ \vdots & \vdots & \ddots & \vdots \\ 0 & 0 & 0 & b_k^\top \end{pmatrix}, \end{aligned}$$

and $\beta_t(c_s) = \text{var}(X^{\text{imp}}(c_s))^{-1} \text{cov}(X^{\text{imp}}(c_s), Y^{(t)})$.

Linear contrasts of outcome means in two arms are often of interest in many clinical trials. The following corollary provides the asymptotic property of linear contrasts using ANHECOVA.

Corollary 1. *Under the same conditions as in Theorem 1,*

$$\sqrt{n}(\hat{\theta}_{\text{ANHC},t}^{\text{cwi}}(\hat{c}_t) - \hat{\theta}_{\text{ANHC},s}^{\text{cwi}}(\hat{c}_s) - (\theta_t - \theta_s)) \xrightarrow{d} N(0, \sigma_{ts}^2(c_t, c_s)), \quad (\text{S1})$$

for $t, s = 1, \dots, k$, where

$$\begin{aligned} \sigma_{ts}^2(c_t, c_s) = & \frac{\text{var}\{Y^{(t)} - \beta_t(c_t)^\top X^{\text{imp}}(c_t)\}}{\pi_t} + \frac{\text{var}\{Y^{(s)} - \beta_s(c_s)^\top X^{\text{imp}}(c_s)\}}{\pi_s} \\ & + \beta_t(c_t)^\top \text{var}(X^{\text{imp}}(c_t))\beta_t(c_t) + \beta_s(c_s)^\top \text{var}(X^{\text{imp}}(c_s))\beta_s(c_s) \\ & + 2\beta_t(c_t)^\top \text{cov}(X^{\text{imp}}(c_t), X^{\text{imp}}(c_s))\beta_s(c_s) \\ & - 2\beta_s(c_t)^\top \text{var}(X^{\text{imp}}(c_t))\beta_t(c_t) - 2\beta_s(c_s)^\top \text{var}(X^{\text{imp}}(c_s))\beta_t(c_s). \end{aligned}$$

Let $S_t^2(\hat{c}_t)$ be the sample variance of $Y_i - \hat{\beta}_t(\hat{c}_t)^\top X_i^{\text{imp}}(\hat{c}_t)$'s in the treatment arm t . Let $\hat{\Sigma}(\hat{c}_t)$ be the sample variance of $X_i^{\text{imp}}(\hat{c}_t)$'s, and $\hat{\Sigma}_{ts}(\hat{c}_t, \hat{c}_s)$ be the sample covariance of $X_i^{\text{imp}}(\hat{c}_t)$'s and $X_i^{\text{imp}}(\hat{c}_s)$'s. For model-free inference on the linear contrast, the following estimators are consistent for $\sigma_{ts}^2(c_t, c_s)$,

$$\begin{aligned} \hat{\sigma}_{ts}^2(\hat{c}_t, \hat{c}_s) = & \frac{S_t^2(\hat{c}_t)}{\pi_t} + \frac{S_s^2(\hat{c}_s)}{\pi_s} + \hat{\beta}_t(\hat{c}_t)^\top \hat{\Sigma}(\hat{c}_t)\hat{\beta}_t(\hat{c}_t) + \hat{\beta}_s(\hat{c}_s)^\top \hat{\Sigma}(\hat{c}_s)\hat{\beta}_s(\hat{c}_s) \\ & + 2\hat{\beta}_t(\hat{c}_t)^\top \hat{\Sigma}_{ts}(\hat{c}_t, \hat{c}_s)\hat{\beta}_s(\hat{c}_s) - 2\hat{\beta}_s(\hat{c}_t)^\top \hat{\Sigma}(\hat{c}_t)\hat{\beta}_t(\hat{c}_t) - 2\hat{\beta}_s(\hat{c}_s)^\top \hat{\Sigma}(\hat{c}_s)\hat{\beta}_t(\hat{c}_s). \end{aligned}$$

As CWI includes SI as special cases, Theorem 1 and Corollary S1 directly imply the asymptotic properties of the SI method. In particular, for SI with \hat{c} , where $\hat{c} = c + o_p(1)$, the asymptotic variance of $\sqrt{n}(\hat{\theta}_{\text{ANHC},t}^{\text{si}}(\hat{c}) - \hat{\theta}_{\text{ANHC},s}^{\text{si}}(\hat{c}) - (\theta_t - \theta_s))$ is

$$\begin{aligned} \sigma_{ts}^2(c) = & \frac{\text{var}\{Y^{(t)} - \beta_t(c)^\top X^{\text{imp}}(c)\}}{\pi_t} + \frac{\text{var}\{Y^{(s)} - \beta_s(c)^\top X^{\text{imp}}(c)\}}{\pi_s} \\ & + \{\beta_t(c) - \beta_s(c)\}^\top \text{var}(X^{\text{imp}}(c))\{\beta_t(c) - \beta_s(c)\}, \end{aligned} \quad (\text{S2})$$

which can be consistently estimated by

$$\hat{\sigma}_{ts}^2(\hat{c}) = \frac{S_t^2(\hat{c})}{\pi_t} + \frac{S_s^2(\hat{c})}{\pi_s} + \{\hat{\beta}_t(\hat{c}) - \hat{\beta}_s(\hat{c})\}^\top \hat{\Sigma}(\hat{c})\{\hat{\beta}_t(\hat{c}) - \hat{\beta}_s(\hat{c})\}. \quad (\text{S3})$$

S1.2 Optimal single imputation value under a special case

We consider the special case with a single covariate, two treatments, and estimating the average treatment effect $\theta_2 - \theta_1$ in more detail. In this case, $-\lim_{n \rightarrow \infty} \tilde{\gamma}_t(0)/\lim_{n \rightarrow \infty} \tilde{\beta}_t(0)$ in Theorem 3 can be simplified to

$$-\frac{\text{var}(XR)\text{cov}(R, Y^{(t)}) - \text{cov}(XR, R)\text{cov}(XR, Y^{(t)})}{\text{var}(R)\text{cov}(XR, Y^{(t)}) - \text{cov}(XR, R)\text{cov}(R, Y^{(t)})},$$

which does not depend on t when $\text{cov}(R, Y^{(t)})/\text{cov}(RX, Y^{(t)})$ does not depend on t . This implies that when R is independent of $(Y^{(1)}, Y^{(2)})$, SI can achieve optimality among CWI and the optimal imputation value is $\text{cov}(XR, R)/\text{var}(R) = E(X|R = 1)$. In other words, in this situation, imputing using the average observed covariate values leads to the optimal ANHECOVA estimator. In general, the optimal imputation value for SI can be obtained from minimizing the asymptotic variance of $\sqrt{n} \left(\hat{\theta}_{\text{ANHC},2}^{\text{si}}(\hat{c}) - \hat{\theta}_{\text{ANHC},1}^{\text{si}}(\hat{c}) - (\theta_2 - \theta_1) \right)$ given by Corollary S1, which can be simplified to

$$\sigma_{ts}^2(c) = \frac{\pi_1 \text{var}(Y^{(2)}) + \pi_1 \text{var}(Y^{(1)})}{\pi_1 \pi_2} - \frac{\{\text{cov}(RX, \pi_1 Y^{(2)} + \pi_2 Y^{(1)}) + \text{cov}(1 - R, \pi_1 Y^{(2)} + \pi_2 Y^{(1)})c\}^2}{\pi_1 \pi_2 \text{var}(RX + (1 - R)c)}.$$

Here, we can see that $\sigma_{ts}^2(c)$ is not a convex function of c . Again, it is easy to see that when R is independent of $(Y^{(1)}, Y^{(2)})$, the numerator in the second term is free of c , and the denominator in the second term is minimized at $c = E(X | R = 1)$. Hence, $\sigma_{ts}^2(c)$ is minimized at $c = E(X | R = 1)$. When R is correlated with $(Y^{(1)}, Y^{(2)})$, we define $\tau_{RX} = \text{cov}(RX, \pi_1 Y^{(2)} + \pi_2 Y^{(1)})$ and $\tau_R = \text{cov}(1 - R, \pi_1 Y^{(2)} + \pi_2 Y^{(1)})$. As shown in the Supplementary Materials, when $\tau_{RX} + \tau_R \cdot E(X|R = 1) \neq 0$, the optimal imputation value for SI is

$$c = \frac{\tau_R \{E(R)\text{var}(X|R = 1) + \text{var}(R)E(X|R = 1)^2\} + \tau_{RX} \text{var}(R)E(X|R = 1)}{\text{var}(R)E(X|R = 1)\tau_R + \text{var}(R)\tau_{RX}};$$

when $\tau_{RX} + \tau_R E(X|R = 1) = 0$, imputing using a pre-specified large number leads to near optimal efficiency. The argument based on optimizing the asymptotic variance can be easily generalized to the case when we have multiple mutually independent covariates, but becomes complex in the general case because the asymptotic variance is not a convex function of c . Nonetheless, the optimal imputation value that minimizes $\sigma_{ts}^2(c)$ can be obtained using numerical optimization, e.g., using the `optim` package in R.

S1.3 Three Lemmas

Next, we state three lemmas that will be useful in our proof. When there are two treatment arms, Lemma S1 shows that imputation by overall observed mean returns a more efficient ANHECOVA estimator than imputation by treatment-specific observed mean. In this case, imputation by treatment-specific values uses \hat{c}_t for subjects under treatment t , and $\hat{c}_t = c + o_p(1)$ for $t = 1, 2$. The resulting ANHECOVA estimator is

$$\begin{aligned} & \hat{\theta}_{\text{ANHC}}^{\text{ti}}(\hat{c}_1, \hat{c}_2) \\ &= \bar{Y}_2 - \bar{Y}_1 - \hat{\beta}_2(\hat{c}_2)^\top (\bar{X}_2^{\text{imp}}(\hat{c}_2) - \bar{X}^{\text{imp}}(\hat{c}_1, \hat{c}_2)) + \hat{\beta}_1(\hat{c}_1)^\top (\bar{X}_1^{\text{imp}}(\hat{c}_1) - \bar{X}^{\text{imp}}(\hat{c}_1, \hat{c}_2)), \end{aligned}$$

where $\hat{\beta}_t(\hat{c}_t), t = 1, 2$ is defined before Theorem 1, and $\bar{X}^{\text{imp}}(\hat{c}_1, \hat{c}_2) = \frac{n_2}{n} \bar{X}_2^{\text{imp}}(\hat{c}_2) + \frac{n_1}{n} \bar{X}_1^{\text{imp}}(\hat{c}_1)$. When \hat{c}_1 and \hat{c}_2 are equal, i.e., when $\hat{c}_1 = \hat{c}_2 = \hat{c}$, $\hat{\theta}_{\text{ANHC}}^{\text{ti}}(\hat{c}_1, \hat{c}_2) = \hat{\theta}_{\text{ANHC}}^{\text{si}}(\hat{c})$.

Lemma S1. *Under the same conditions in Theorem 1, let \hat{c}_1 and \hat{c}_2 be the treatment-specific observed covariate means, and \hat{c} be the overall observed covariate means, then the asymptotic variance of $\hat{\theta}_{\text{ANHC}}^{\text{ti}}(\hat{c}, \hat{c}) = \hat{\theta}_{\text{ANHC}}^{\text{si}}(\hat{c})$ is no larger than the asymptotic variance of $\hat{\theta}_{\text{ANHC}}^{\text{ti}}(\hat{c}_1, \hat{c}_2)$.*

Lemma S2 derives the probability limits of $\hat{\beta}_t(\hat{c}_t)$.

Lemma S2. *Under the same conditions in Theorem 1, $\hat{\beta}_t(\hat{c}_t) = \beta_t(c_t) + o_p(1)$ and $\hat{\beta}(\hat{c}) = \beta(c) + o_p(1)$, where $\beta(c) = \sum_{t=1}^k \pi_t \beta_t(c)$.*

For ease of reading, we re-state a useful Lemma in Zhao and Ding (2022). This lemma guarantees the invariance of least squares to non-degenerate linear transformation of the design matrix.

Lemma S3 (Zhao and Ding (2022), Lemma S4). *Consider an $n \times 1$ vector Y and two $n \times Q$ matrices, X_1 and X_2 , that satisfy $X_2 = X_1 \Gamma$ for some invertible $Q \times Q$ matrix Γ . The least squares fits*

$$Y = X_1 \hat{\beta}_1 + \hat{\epsilon}_1, \quad Y = X_2 \hat{\beta}_2 + \hat{\epsilon}_2$$

satisfy $\hat{\beta}_1 = \Gamma \hat{\beta}_2$ and $\hat{\epsilon}_1 = \hat{\epsilon}_2$.

S2 Simulation

We compare the finite sample performance of SI and MIM. Our simulation study can be summarized by the factorial design below:

Factor 1 Data generating distribution: (Case 1) R_i is independent of $(Y_i^{(1)}, Y_i^{(2)})$, X_i , and $(X_{ij}, R_{ij}) \perp (X_{ik}, R_{ik})$ for $j \neq k$; (Case 2) R_i is independent of $(Y_i^{(1)}, Y_i^{(2)})$, and $(X_{ij}, R_{ij}) \perp (X_{ik}, R_{ik})$ for $j \neq k$; (Case 3) R_i is correlated with $(Y_i^{(1)}, Y_i^{(2)})$, and (X_{ij}, R_{ij}) is correlated with (X_{ik}, R_{ik}) for $j \neq k$.

Factor 2 Sample size: $n = 200$ and $n = 500$.

Factor 3 Number of covariates: $J = 2$ and $J = 5$.

Factor 4 Estimators of $\theta_2 - \theta_1$ based on: (I) ANOVA estimator, (II) ANHECOVA estimator with SI using the covariate-wise observed mean, (III) ANHECOVA estimator with SI using imputation values that are numerically optimized by `optim` in R to minimize the empirical variance in (S3), (IV) ANHECOVA estimator with MIM. We omit the ANHECOVA estimator with CWI using imputation value \hat{c}_t^* 's derived in Section 4.1 because it is the same as the estimator in (IV) by Lemma 1.

Throughout, we consider two treatment arms with allocation probabilities $\pi_1 = \pi_2 = 0.5$. For Case 1, we generate

$$X_i = (X_{i1}, \dots, X_{i5})^\top \sim N((0.1, 0.2, 0.2, 0.3, 0.3)^\top, \text{diag}\{(2, 2, 1, 2, 1)\}).$$

The potential outcomes follow

$$\begin{aligned} Y_i^{(1)} &= X_{i1}^2 - 0.5 \cdot X_{i1} + X_{i2} + X_{i3}^2 - 5 \cdot X_{i4} + 5 \cdot X_{i5} + \epsilon_{i1}, \\ Y_i^{(2)} &= 3.85 + X_{i1} + X_{i2} + X_{i3} + 0.5 \cdot X_{i4} - X_{i5} + \epsilon_{i2}, \end{aligned}$$

where $\epsilon_{i1}, \epsilon_{i2} \sim N(0, 1)$. The observed outcome is $Y_i = I(A_i = a_1) \cdot Y_i^{(1)} + I(A_i = a_2) \cdot Y_i^{(2)}$, and the true treatment effect is $\theta_2 - \theta_1 = 1$. We then generate the missingness indicators $R_{ij}, j = 1, \dots, 5$ from a binomial distribution with probabilities 0.8, 0.7, 0.75, 0.65, 0.85 respectively.

For Case 2, $(X_i, Y_i^{(1)}, Y_i^{(2)}, Y_i)$ is generated the same way as in Case 1. We then generate the missingness indicators $R_{ij}, j = 1, \dots, 5$ from a binomial distribution with probabilities $P(R_{ij} = 1) = \exp(0.5 \cdot X_{ij} + 1) / \{1 + \exp(0.5 \cdot X_{ij} + 1)\}$.

For Case 3, we generate X_i from a multivariate normal distribution, with means and marginal variances the same as in Case 1, but X_{ij} and $X_{ik}, j \neq k$ are correlated with correlation coefficient

ρ . The potential outcomes follow

$$\begin{aligned} Y_i^{(1)} &= X_{i1}^2 - 0.5 \cdot X_{i1} + X_{i2} + X_{i3}^2 - 0.5 \cdot X_{i4} + X_{i5} + \epsilon_{i1}, \\ Y_i^{(2)} &= 4 + X_{i1} + X_{i2} + X_{i3} + 0.5 \cdot X_{i4} - X_{i5} + \epsilon_{i2}, \end{aligned}$$

where $\epsilon_{i1}, \epsilon_{i2} \sim N(0, 1)$. The observed outcome is $Y_i = I(A_i = a_1) \cdot Y_i^{(1)} + I(A_i = a_2) \cdot Y_i^{(2)}$, and the true treatment effect is $\theta_2 - \theta_1 = 1$. The missingness indicators $R_{ij}, j = 1, \dots, 5$ are generated from a binomial distribution with probabilities $P(R_{ij} = 1) = \exp(0.5 \cdot (Y_{ij}^{(1)} + Y_{ij}^{(2)}) - 2 \cdot X_{ij} - 2) / \{1 + \exp(0.5 \cdot (Y_{ij}^{(1)} + Y_{ij}^{(2)}) - 2 \cdot X_{ij} - 2)\}$. In all three cases, the observed data are $(X_{i1}R_{i1}, \dots, X_{i5}R_{i5}, R_{i1}, \dots, R_{i5}, A_i, Y_i), i = 1, \dots, n$.

The results are in Table S1, which presents (i) the Monte Carlo mean and standard deviation (SD) of each estimator, (ii) average of standard errors (SEs); and (iii) coverage probability (CP) of 95% confidence intervals from normal approximation. When we investigate the scenario with two covariates, we only included X_{i1}, X_{i2} in the model. After imputation, the ANOVA and ANHECOVA estimators are computed using the R package RobinCar available at <https://github.com/tye27/RobinCar>. We use 3000 simulation runs.

The following is a summary of simulation results in Table S1.

1. All estimators, except the SI (opt) and MIM when $J = 5$ and $n = 200$, have negligible bias, and their confidence intervals have close-to-nominal coverage in all settings.
2. Because all estimators use ANHECOVA to adjust for covariates, adjusting for covariates with either SI or MIM results in a smaller standard deviation compared to ANOVA. Increasing the number of covariates from 2 to 5 also results in a smaller standard deviation.
3. In Case 1 with $J = 2$ and $J = 5$, all methods are almost identical when $n = 1000$, which is consistent with our asymptotic theory.
4. MIM has the smallest standard deviation in all scenarios, which is consistent with our asymptotic theory.
5. The standard deviation of SI (opt) and MIM are nearly the same across all scenarios, including under Case 3 when \hat{c}_t^* is vastly different across t , as confirmed from computing using a very large simulated dataset ($n = 10^9$). However, SI (opt) is computationally more intensive.
6. The standard deviation of SI (mean) is similar to that of MIM in Case 1-2 when $R \perp$

Table S1: Bias, standard deviation (SD), average standard error (SE), and coverage probability (CP, in %) of 95% asymptotic confidence interval for $\theta_2 - \theta_1$ under simple randomization based on 3,000 simulations.

Case 1													
		$n = 200$				$n = 500$				$n = 1000$			
		Bias	SD	SE	CP	Bias	SD	SE	CP	Bias	SD	SE	CP
$J = 0$	ANOVA	0.010	0.999	0.994	94.3	-0.015	0.652	0.628	94.1	-0.002	0.446	0.445	94.4
$J = 2$	SI (mean)	0.026	0.994	0.972	93.9	-0.007	0.642	0.616	94.0	0.003	0.438	0.437	94.5
	SI (opt)	0.026	0.998	0.966	93.4	-0.008	0.643	0.615	93.9	0.003	0.439	0.437	94.4
	MIM	0.027	0.998	0.967	93.4	-0.008	0.643	0.615	93.9	0.002	0.439	0.437	94.4
$J = 5$	SI (mean)	0.028	0.885	0.859	94.1	0.001	0.563	0.545	94.9	0.006	0.385	0.387	94.8
	SI (opt)	0.022	0.896	0.846	93.1	0.000	0.565	0.542	94.5	0.006	0.387	0.386	94.9
	MIM	0.028	0.892	0.853	93.6	0.001	0.565	0.544	94.5	0.006	0.386	0.386	94.9
Case 2													
		$n = 200$				$n = 500$				$n = 1000$			
		Bias	SD	SE	CP	Bias	SD	SE	CP	Bias	SD	SE	CP
$J = 0$	ANOVA	0.010	0.999	0.994	94.3	-0.015	0.652	0.628	94.1	-0.002	0.446	0.445	94.4
$J = 2$	SI (mean)	0.028	0.991	0.971	93.9	-0.006	0.640	0.616	93.9	0.003	0.437	0.437	94.7
	SI (opt)	0.026	0.994	0.964	93.8	-0.008	0.638	0.614	94.0	0.002	0.437	0.435	94.4
	MIM	0.028	0.995	0.965	93.7	-0.008	0.638	0.614	94.1	0.002	0.437	0.435	94.5
$J = 5$	SI (mean)	0.028	0.864	0.843	94.1	0.001	0.550	0.535	95.0	0.008	0.379	0.379	95.1
	SI (opt)	0.013	0.867	0.819	92.9	-0.007	0.543	0.525	94.8	0.005	0.375	0.373	94.9
	MIM	0.029	0.864	0.827	93.4	-0.002	0.542	0.527	95.2	0.007	0.373	0.374	95.0
Case 3													
		$n = 200$				$n = 500$				$n = 1000$			
		Bias	SD	SE	CP	Bias	SD	SE	CP	Bias	SD	SE	CP
$J = 0$	ANOVA	0.009	0.541	0.545	95.0	-0.005	0.348	0.346	94.8	0.003	0.244	0.244	94.8
$J = 2$	SI (mean)	0.009	0.515	0.515	94.5	-0.009	0.329	0.327	95.2	0.002	0.233	0.231	95.0
	SI (opt)	0.012	0.496	0.494	94.6	-0.007	0.318	0.315	95.1	0.000	0.224	0.223	95.0
	MIM	0.023	0.493	0.495	94.5	-0.003	0.318	0.315	95.0	0.003	0.223	0.223	94.9
$J = 5$	SI (mean)	0.011	0.512	0.503	94.3	-0.008	0.324	0.320	95.1	0.003	0.228	0.227	94.7
	SI (opt)	0.008	0.476	0.458	93.3	-0.007	0.302	0.294	94.5	0.000	0.208	0.208	94.8
	MIM	0.028	0.470	0.458	93.9	0.001	0.301	0.293	94.6	0.004	0.208	0.208	94.9

$(Y^{(1)}, Y^{(2)})$, but is larger than that of MIM in Case 3 when R is correlated with $(Y^{(1)}, Y^{(2)})$, which corroborates our Theorem 3.

- When the sample size is small ($n = 200$) and the number of covariates is relatively large ($J = 5$), the standard errors of SI (opt) and MIM underestimate their standard deviations so that the coverage probabilities are around 93%. In comparison, the coverage of SI (mean) is adequate. This is because when $J = 5$, MIM actually adjusts for 10 regressors (5 for covariates, 5 for missingness indicators) while SI (mean) only adjusts for 5 regressors. Moreover, SI (mean) with $J = 5$ has similar or smaller standard deviation than MIM with $J = 2$, suggesting that if the number of regressors is limited by a fixed sample size, adjusting for two times the covariates with SI may lead to higher efficiency compared to MIM.

S3 Real Data

We apply the covariate adjustment methods to the Childhood Adenotonsillectomy Trial (CHAT) (Zhang et al., 2018; Marcus et al., 2013). CHAT is a multicenter, single-blind, randomized, controlled trial, which was designed to evaluate the efficacy of early adenotonsillectomy compared to watchful waiting with supportive care in children with the obstructive sleep apnea syndrome. The primary outcome is children’s attention and executive function.

In our analysis, we use change in Attention/Executive Scaled Scores as our outcome. Only subjects with non-missing outcome are kept in the analysis which gives us $n = 397$ subjects. Among the 397 subjects, there are 203 subjects in the watchful waiting with supportive care group and 194 in the adenotonsillectomy group. We include body mass index (BMI), gender, tonsil size, Pediatric Sleep Questionnaire (PSQ) summary score, and 18-item quality-of-life instrument for obstructive sleep apnea (OSA-18) summary score as covariates. The missing proportion of covariates and the correlation between each covariate and the outcome are shown in Table S2.

Table S2: Missing rates of covariates, and marginal correlations between each covariate (and its missingness indicator) and the outcome in CHAT

Covariates	Missing rate	Cor(X, Y)	Cor(R, Y)
PSQ	0.755%	-0.024	-0.198
OSA-18	0.504%	-0.033	0.000
BMI	3.274%	0.010	0.058
Gender	0.000%	0.056	0.000
Tonsil size	0.755%	0.081	-0.065

Table S3: Analysis results for CHAT

	Estimate	SE
ANOVA	1.914	1.375
SI (mean)	1.745	1.370
SI (opt)	1.475	1.340
MIM	1.530	1.342

Table S3 shows the results from ANOVA, SI (mean), SI (opt), and MIM. All the methods report similar effect sizes, among which SI (opt) and MIM have slightly smaller standard errors. Similar to Marcus et al. (2013), we do not find a significant effect difference between the two treatments.

S4 Technical Proofs

S4.1 Proof of Lemma S1

Recall that the ANHECOVA estimator can be written as

$$\begin{aligned}
\hat{\theta}_{\text{ANHC}}^{\text{ti}}(\hat{c}_1, \hat{c}_2) &= \bar{Y}_2 - \bar{Y}_1 - \hat{\beta}_2(\hat{c}_2)^\top (\bar{X}_2^{\text{imp}}(\hat{c}_2) - \bar{X}^{\text{imp}}(\hat{c}_1, \hat{c}_2)) + \hat{\beta}_1(\hat{c}_1)^\top (\bar{X}_1^{\text{imp}}(\hat{c}_1) - \bar{X}^{\text{imp}}(\hat{c}_1, \hat{c}_2)) \\
&= \bar{Y}_2 - \bar{Y}_1 - \hat{\beta}_2(\hat{c}_2)^\top \frac{n_1}{n} (\bar{X}_2^{\text{imp}}(\hat{c}_2) - \bar{X}_1^{\text{imp}}(\hat{c}_1)) + \hat{\beta}_1(\hat{c}_1)^\top \frac{n_2}{n} (\bar{X}_1^{\text{imp}}(\hat{c}_1) - \bar{X}_2^{\text{imp}}(\hat{c}_2)) \\
&= \bar{Y}_2 - \bar{Y}_1 - \left\{ \hat{\beta}_2(\hat{c}_2) \frac{n_1}{n} + \hat{\beta}_1(\hat{c}_1) \frac{n_2}{n} \right\}^\top (\bar{X}_2^{\text{imp}}(\hat{c}_2) - \bar{X}_1^{\text{imp}}(\hat{c}_1)).
\end{aligned}$$

As $\hat{c}_t = c + o_p(1)$, we have $\hat{\beta}_t(\hat{c}_t) = \beta_t(c) + o_p(1)$, for $t = 1, 2$ from Lemma S2. Note that

$$\begin{aligned}
&\bar{X}_2^{\text{imp}}(\hat{c}_2) - \bar{X}_1^{\text{imp}}(\hat{c}_1) - \{\bar{X}_2^{\text{imp}}(c) - \bar{X}_1^{\text{imp}}(c)\} \\
&= \frac{1}{n_2} \sum_{i:A_i=a_2} (1_J - R_i) \circ (\hat{c}_2 - c) - \frac{1}{n_1} \sum_{i:A_i=a_1} (1_J - R_i) \circ (\hat{c}_1 - c) \\
&= \left\{ \frac{1}{n_2} \sum_{i:A_i=a_2} (1_J - R_i) - E(1_J - R) \right\} \circ (\hat{c}_2 - c) \\
&\quad - \left\{ \frac{1}{n_1} \sum_{i:A_i=a_1} (1_J - R_i) - E(1_J - R) \right\} \circ (\hat{c}_1 - c) + E(1_J - R) \circ (\hat{c}_2 - \hat{c}_1) \\
&= o_p(n^{-1/2}) + E(1_J - R) \circ (\hat{c}_2 - \hat{c}_1),
\end{aligned}$$

where \circ denotes the Hadamard production. Hence, we can write

$$\begin{aligned}
\hat{\theta}_{\text{ANHC}}^{\text{ti}}(\hat{c}_1, \hat{c}_2) &= \bar{Y}_2 - \bar{Y}_1 - \left\{ \hat{\beta}_2(\hat{c}_2) \frac{n_1}{n} + \hat{\beta}_1(\hat{c}_1) \frac{n_2}{n} \right\}^\top (\bar{X}_2^{\text{imp}}(c) - \bar{X}_1^{\text{imp}}(c)) \\
&\quad - \left\{ \hat{\beta}_2(\hat{c}_2) \frac{n_1}{n} + \hat{\beta}_1(\hat{c}_1) \frac{n_2}{n} \right\}^\top E(1_J - R) \circ (\hat{c}_2 - \hat{c}_1) + o_p(n^{-1/2}).
\end{aligned}$$

Now, if \hat{c}_1 and \hat{c}_2 are the treatment-specific observed covariate means, i.e., $\hat{c}_t = (\hat{c}_{t1}, \dots, \hat{c}_{tJ})^\top$ with $\hat{c}_{tj} = \sum_{i:A_i=a_t} R_{ij} X_{ij} / \sum_{i:A_i=a_t} R_{ij}$ for $t = 1, 2$, then $\hat{c}_2 - \hat{c}_1 = O_p(n^{-1/2})$. Also because $\bar{X}_2^{\text{imp}}(c) - \bar{X}_1^{\text{imp}}(c) = O_p(n^{-1/2})$, we can further simplify the expression of $\hat{\theta}_{\text{ANHC}}^{\text{ti}}(\hat{c}_1, \hat{c}_2)$ as

$$\begin{aligned}
\hat{\theta}_{\text{ANHC}}^{\text{ti}}(\hat{c}_1, \hat{c}_2) &= \bar{Y}_2 - \bar{Y}_1 - (\pi_1 \beta_2(c) + \pi_2 \beta_1(c))^\top (\bar{X}_2^{\text{imp}}(c) - \bar{X}_1^{\text{imp}}(c))
\end{aligned}$$

$$\begin{aligned}
& -(\pi_1\beta_2(c) + \pi_2\beta_1(c))^\top E(1_J - R) \circ (\hat{c}_2 - \hat{c}_1) + o_p(n^{-1/2}) \\
& = \underbrace{\bar{Y}_2 - \bar{Y}_1 - (\pi_1\beta_2(c) + \pi_2\beta_1(c))^\top (\bar{X}_2^{\text{imp}}(c) - \bar{X}_1^{\text{imp}}(c))}_{M_1} \\
& \quad - \underbrace{(\pi_1\beta_2(c) + \pi_2\beta_1(c))^\top E(1_J - R) \circ E(R) \circ (\bar{X}_2^{\text{imp}}(c) - \bar{X}_1^{\text{imp}}(c))}_{M_2} + o_p(n^{-1/2})
\end{aligned}$$

where \circ denotes Hadamard division, and the last equality is because

$$\begin{aligned}
& \bar{X}_2^{\text{imp}}(c) - \bar{X}_1^{\text{imp}}(c) \\
& = \frac{\sum_{i:A_i=a_2} R_i \circ X_i + (1_J - R_i) \circ c}{n_2} - \frac{\sum_{i:A_i=a_1} R_i \circ X_i + (1_J - R_i) \circ c}{n_1} \\
& = \left(\begin{array}{c} \dots \\ \frac{\sum_{i:A_i=a_2} R_{ij} X_{ij} + (1 - R_{ij}) c_j}{n_2} - \frac{\sum_{i:A_i=a_1} R_{ij} X_{ij} + (1 - R_{ij}) c_j}{n_1} \\ \dots \end{array} \right) \\
& = \left(\begin{array}{c} \dots \\ (\hat{c}_{2j} - c_j) \frac{\sum_{i:A_i=a_2} R_{ij}}{n_2} - (\hat{c}_{1j} - c_j) \frac{\sum_{i:A_i=a_1} R_{ij}}{n_1} \\ \dots \end{array} \right) \\
& = (\hat{c}_2 - c) \circ \frac{\sum_{i:A_i=a_2} R_i}{n_2} - (\hat{c}_1 - c) \circ \frac{\sum_{i:A_i=a_1} R_i}{n_1} \\
& = (\hat{c}_2 - c) \circ E(R_i) - (\hat{c}_1 - c) \circ E(R_i) + o_p(n^{-1/2}) \\
& = (\hat{c}_2 - \hat{c}_1) \circ E(R_i) + o_p(n^{-1/2}).
\end{aligned}$$

From Theorem 1 of Ye et al. (2022), M_1 has the smallest asymptotic variance among all linearly adjusted estimators and thus has smaller variance compared to $M_1 + M_2$. This concludes the proof.

S4.2 Proof of Lemma S2

Recall the definition that

$$\begin{aligned}
\hat{\beta}_t(\hat{c}_t) & = \left\{ \sum_{i:A_i=a_t} (X_i^{\text{imp}}(\hat{c}_t) - \bar{X}_t^{\text{imp}}(\hat{c}_t)) (X_i^{\text{imp}}(\hat{c}_t) - \bar{X}_t^{\text{imp}}(\hat{c}_t))^\top \right\}^{-1} \\
& \quad \sum_{i:A_i=a_t} (X_i^{\text{imp}}(\hat{c}_t) - \bar{X}_t^{\text{imp}}(\hat{c}_t)) Y_i.
\end{aligned}$$

As $\bar{X}_t^{\text{imp}}(\hat{c}_t) = E(X^{\text{imp}}(c_t)) + o_p(1)$, $\bar{Y}_t = E(Y^{(t)}) + o_p(1)$, and $\frac{1}{n_t} \sum_{i:A_i=a_t} X_i^{\text{imp}}(\hat{c}_t) Y_i = E(X^{\text{imp}}(c_t) Y^{(t)}) + o_p(1)$, we have

$$\begin{aligned} \frac{1}{n_t} \sum_{i:A_i=a_t} (X_i^{\text{imp}}(\hat{c}_t) - \bar{X}_t^{\text{imp}}(\hat{c}_t)) Y_i &= \frac{1}{n_t} \sum_{i:A_i=a_t} X_i^{\text{imp}}(\hat{c}_t) Y_i - \bar{X}_t^{\text{imp}}(\hat{c}_t) \bar{Y}_t \\ &= \text{cov}(X^{\text{imp}}(c_t), Y^{(t)}) + o_p(1). \end{aligned}$$

Similarly, we can show that

$$\frac{1}{n_t} \sum_{i:A_i=a_t} (X_i^{\text{imp}}(\hat{c}_t) - \bar{X}_t^{\text{imp}}(\hat{c}_t))(X_i^{\text{imp}}(\hat{c}_t) - \bar{X}_t^{\text{imp}}(\hat{c}_t))^{\top} = \text{var}(X^{\text{imp}}(c_t)) + o_p(1).$$

Combining these arguments, we have that $\hat{\beta}_t(\hat{c}_t) = \beta_t(c_t) + o_p(1)$. Similarly, we can prove that $\hat{\beta}(\hat{c}) = \beta(c) + o_p(1)$.

S4.3 Proof of Lemma 1

Based on Lemma 3 of Zhao and Ding (2022), we know MIM is invariant to the imputation value, so we have $\hat{\theta}_{\text{ANHC},t}^{\text{mim}}(0) = \hat{\theta}_{\text{ANHC},t}^{\text{mim}}(\hat{c}_t^{\star})$.

Next, we prove that $\hat{\theta}_{\text{ANHC},t}^{\text{mim}}(0) = \hat{\theta}_{\text{ANHC},t}^{\text{cwi}}(\hat{c}_t^{\star})$. Note that the design matrix for $Y \sim 1 + X^{\text{imp}}(0) + R$ using data with $A_i = a_t$ is

$$D_1 = \begin{pmatrix} 1_{n_t} & (R_1 X_1)_{n_t} & \dots & (R_J X_J)_{n_t} & (R_1)_{n_t} & \dots & (R_J)_{n_t} \end{pmatrix}_{n_t \times (2J+1)},$$

where $(X_j R_j)_{n_t}$ is a n_t -dimensional column vector of $R_{ij} X_{ij}$'s with $A_i = a_t$, and similarly for $(R_j)_{n_t}$, $j = 1, \dots, J$. Denote the resulting coefficient estimators as $\tilde{\tau}_1 = (\tilde{\alpha}_1, \tilde{\beta}_t(0)^{\top}, \tilde{\gamma}_t(0)^{\top})^{\top}$ where $\tilde{\beta}_t(0) = (\tilde{\beta}_{t1}(0), \dots, \tilde{\beta}_{tJ}(0))^{\top}$ and $\tilde{\gamma}_t(0) = (\tilde{\gamma}_{t1}(0), \dots, \tilde{\gamma}_{tJ}(0))^{\top}$ are both J -dimensional column vectors. Now consider the design matrix for $Y \sim 1 + X^{\text{imp}}(\hat{c}_t^{\star}) + R$ using data with $A_i = a_t$, where $\hat{c}_t^{\star} = -\tilde{\gamma}_t(0) \oslash \tilde{\beta}_t(0)$:

$$D_2 = \begin{pmatrix} 1_{n_t} & (R_1 X_1)_{n_t} + (1_{n_t} - (R_1)_{n_t}) \cdot \begin{pmatrix} -\tilde{\gamma}_{t1}(0) \\ \tilde{\beta}_{t1}(0) \end{pmatrix} & \dots & (R_1)_{n_t} & \dots \end{pmatrix}$$

Denote the resulting coefficient estimators as $\tilde{\tau}_2$. Some calculation reveals that we can write $D_2 =$

$D_1\Gamma$, with

$$\Gamma = \begin{bmatrix} 1 & -(\tilde{\gamma}_t(0) \odot \tilde{\beta}_t(0))^\top & 0_J^\top \\ 0_J & I_{J \times J} & 0_{J \times J} \\ 0_J & \text{diag}(\tilde{\gamma}_t(0) \odot \tilde{\beta}_t(0)) & I_{J \times J} \end{bmatrix}_{(2J+1) \times (2J+1)},$$

where $\text{diag}(\tilde{\gamma}_t(0) \odot \tilde{\beta}_t(0))$ is a $J \times J$ diagonal matrix whose diagonal elements are those in the vector $\tilde{\gamma}_t(0) \odot \tilde{\beta}_t(0)$, $I_{J \times J}$ being a $J \times J$ identity matrix, $0_{J \times J}$ being a $J \times J$ matrix of zeros, and 0_J is a J -dimensional vector of zeros. Note that Γ is full rank and invertible. By Lemma S3, we know $\tilde{\tau}_1 = \Gamma \tilde{\tau}_2$. It is straightforward to solve for $\tilde{\tau}_1 = \Gamma \tilde{\tau}_2$ and obtain that $\tilde{\tau}_2 = (\tilde{\alpha}_1 + \sum_{j=1}^J \tilde{\gamma}_{tj}(0), \tilde{\beta}_t(0)^\top, 0^\top)^\top$. By the fact that linear projection is unique, with data from $A_i = a_t$, we have that the linear projection of Y onto the space spanned by $\sim 1 + X^{\text{imp}}(\hat{c}_t^*) + R$ is the same as the projection onto the space spanned by $\sim 1 + X^{\text{imp}}(\hat{c}_t^*)$. This implies that with imputation values \hat{c}_t^* , ANHECOVA under CWI is the same as ANHECOVA under MIM, both give the fitted model $\hat{\mu}_t(X; \hat{c}_t^*) = \tilde{\alpha}_1 + \sum_{j=1}^J \tilde{\gamma}_{tj}(0) + \tilde{\beta}_t(0)^\top X^{\text{imp}}(\hat{c}_t^*)$. This implies that $\hat{\theta}_{\text{ANHC},t}^{\text{cwi}}(\hat{c}_t^*) = \hat{\theta}_{\text{ANHC},t}^{\text{mim}}(\hat{c}_t^*)$, as desired.

S4.4 Proof of Theorem 1

First, we have

$$\begin{aligned} \hat{\theta}_t(\hat{b}_t; \hat{c}_t) &= \bar{Y}_t - \hat{b}_t^\top (\bar{X}_t^{\text{imp}}(\hat{c}_t) - \bar{X}^{\text{imp}}(\hat{c}_t)) \\ &= \bar{Y}_t - b_t^\top (\bar{X}_t^{\text{imp}}(\hat{c}_t) - \bar{X}^{\text{imp}}(\hat{c}_t)) + (b_t - \hat{b}_t)(\bar{X}_t^{\text{imp}}(\hat{c}_t) - \bar{X}^{\text{imp}}(\hat{c}_t)) \\ &= \bar{Y}_t - b_t^\top (\bar{X}_t^{\text{imp}}(\hat{c}_t) - \bar{X}^{\text{imp}}(\hat{c}_t)) + o_p(1/\sqrt{n}) \\ &= \bar{Y}_t - b_t^\top (\bar{X}_t^{\text{imp}}(c_t) - \bar{X}^{\text{imp}}(c_t)) \\ &\quad - b_t^\top ((\bar{X}_t^{\text{imp}}(\hat{c}_t) - \bar{X}^{\text{imp}}(\hat{c}_t)) - (\bar{X}_t^{\text{imp}}(c_t) - \bar{X}^{\text{imp}}(c_t))) + o_p(1/\sqrt{n}), \end{aligned}$$

where the third line is because $\bar{X}_t^{\text{imp}}(\hat{c}_t) - \bar{X}^{\text{imp}}(\hat{c}_t) = O_p(n^{-1/2})$ and $b_t - \hat{b}_t = o_p(1)$.

Next, from

$$\begin{aligned} &(\bar{X}_t^{\text{imp}}(\hat{c}_t) - \bar{X}^{\text{imp}}(\hat{c}_t)) - (\bar{X}_t^{\text{imp}}(c_t) - \bar{X}^{\text{imp}}(c_t)) \\ &= \frac{1}{n_t} \sum_{i:A_i=a_t} (R_i \circ X_i + (1_J - R_i) \circ \hat{c}_t) - \frac{1}{n} \sum_{i=1}^n (R_i \circ X_i + (1_J - R_i) \circ c_t) \end{aligned}$$

$$\begin{aligned}
& -\frac{1}{n_t} \sum_{i:A_t=a_t} (R_i \circ X_i + (1_J - R_i) \circ \hat{c}_t) + \frac{1}{n} \sum_{i=1}^n (R_i \circ X_i + (1_J - R_i) \circ c_t) \\
&= \frac{1}{n_t} \sum_{i:A_t=a_t} (1_J - R_i) \circ (\hat{c}_t - c_t) - \frac{1}{n} \sum_{i=1}^n (1_J - R_i) \circ (\hat{c}_t - c_t) \\
&= \left(\frac{1}{n_t} \sum_{i:A_t=a_t} (1_J - R_i) - \frac{1}{n} \sum_{i=1}^n (1_J - R_i) \right) \circ (\hat{c}_t - c_t) \\
&= O_p(1/\sqrt{n}) o_p(1) \\
&= o_p(1/\sqrt{n}).
\end{aligned}$$

Therefore, we have $\hat{\theta}_t(\hat{b}_t; \hat{c}_t) = \hat{\theta}_t(b_t; c_t) + o_p(1/\sqrt{n})$. Write the sample average as $\mathbb{E}_n[\mu(X)] = n^{-1} \sum_{i=1}^n \mu(X_i)$. Let $\mu_X(c_t) = E(X^{\text{imp}}(c_t))$. Now, we calculate

$$\begin{aligned}
\hat{\theta}(b_1, \dots, b_k, c_1, \dots, c_k) - \theta &= \begin{pmatrix} \bar{Y}_1 - \theta_1 - b_1^\top (\bar{X}_1^{\text{imp}}(c_1) - \bar{X}^{\text{imp}}(c_1)) \\ \dots \\ \bar{Y}_k - \theta_k - b_k^\top (\bar{X}_k^{\text{imp}}(c_k) - \bar{X}^{\text{imp}}(c_k)) \end{pmatrix} \\
&= \begin{pmatrix} \bar{Y}_1 - \theta_1 - b_1^\top (\bar{X}_1^{\text{imp}}(c_1) - \mu_X(c_1)) \\ \dots \\ \bar{Y}_k - \theta_k - b_k^\top (\bar{X}_k^{\text{imp}}(c_k) - \mu_X(c_k)) \end{pmatrix} + \begin{pmatrix} b_1^\top (\bar{X}^{\text{imp}}(c_1) - \mu_X(c_1)) \\ \dots \\ b_k^\top (\bar{X}^{\text{imp}}(c_k) - \mu_X(c_k)) \end{pmatrix} \\
&= \underbrace{\begin{pmatrix} \pi_1^{-1} \mathbb{E}_n \left[I(A = a_1) \left(Y - \theta_1 - b_1^\top (X^{\text{imp}}(c_1) - \mu_X(c_1)) \right) \right] \\ \dots \\ \pi_k^{-1} \mathbb{E}_n \left[I(A = a_k) \left(Y - \theta_k - b_k^\top (X^{\text{imp}}(c_k) - \mu_X(c_k)) \right) \right] \end{pmatrix}}_{M_1} + \underbrace{\begin{pmatrix} b_1^\top \mathbb{E}_n [X^{\text{imp}}(c_1) - \mu_X(c_1)] \\ \dots \\ b_k^\top \mathbb{E}_n [X^{\text{imp}}(c_k) - \mu_X(c_k)] \end{pmatrix}}_{M_2} \\
&\quad + o_p(n^{-1/2}).
\end{aligned}$$

Asymptotic normality follows from a similar argument as in the proof of Theorem 1 in Ye et al. (2022). It remains to calculate the asymptotic variance.

Note that $n\text{var}(M_1) = \text{diag}\{\pi_t^{-1}\text{var}(Y^{(t)} - b_t^\top X^{\text{imp}}(c_1))\}$. For M_2 , we reformulate it as

$$M_2 = \underbrace{\begin{pmatrix} b_1^\top & & \\ & \ddots & \\ & & b_k^\top \end{pmatrix}}_B \begin{pmatrix} \mathbb{E}_n[X^{\text{imp}}(c_1) - \mu_X(c_1)] \\ \dots \\ \mathbb{E}_n[X^{\text{imp}}(c_k) - \mu_X(c_k)] \end{pmatrix}.$$

Hence, $n\text{var}(M_2) = B\Sigma_X(c_1, \dots, c_k)B^\top$, where

$$\Sigma_X(c_1, \dots, c_k) = \begin{pmatrix} \text{var}(X^{\text{imp}}(c_1)) & \text{cov}(X^{\text{imp}}(c_1), X^{\text{imp}}(c_2)) & \dots & \text{cov}(X^{\text{imp}}(c_1), X^{\text{imp}}(c_k)) \\ \text{cov}(X^{\text{imp}}(c_2), X^{\text{imp}}(c_1)) & \text{var}(X^{\text{imp}}(c_2)) & \dots & \text{cov}(X^{\text{imp}}(c_2), X^{\text{imp}}(c_k)) \\ \vdots & \vdots & \ddots & \vdots \\ \text{cov}(X^{\text{imp}}(c_k), X^{\text{imp}}(c_1)) & \text{cov}(X^{\text{imp}}(c_k), X^{\text{imp}}(c_2)) & \dots & \text{var}(X^{\text{imp}}(c_k)) \end{pmatrix}$$

The (t, s) element in $\text{cov}(M_1, M_2)$ is

$$\begin{aligned} & \text{cov}\left(\pi_t^{-1}\mathbb{E}_n\left[I(A = a_t)\left(Y - \theta_t - (X^{\text{imp}}(c_t) - \mu_X(c_t))^\top b_t\right)\right], b_s^\top \sum_{t=1}^k \mathbb{E}_n\left[I(A = a_t)(X^{\text{imp}}(c_s) - \mu_X(c_s))\right]\right) \\ &= \text{cov}\left(\pi_t^{-1}\mathbb{E}_n\left[I(A = a_t)\left(Y - \theta_t - (X^{\text{imp}}(c_t) - \mu_X(c_t))^\top b_t\right)\right], b_s^\top \mathbb{E}_n\left[I(A = a_t)(X^{\text{imp}}(c_s) - \mu_X(c_s))\right]\right) \\ &= n^{-1}\pi_t^{-1}\text{cov}\left(I(A = a_t)(Y - X^{\text{imp}}(c_t)^\top b_t), b_s^\top I(A = a_t)(X^{\text{imp}}(c_s) - \mu_X(c_s))\right) \\ &= n^{-1}\pi_t^{-1}E\left(I(A = a_t)(Y - X^{\text{imp}}(c_t)^\top b_t)b_s^\top (X^{\text{imp}}(c_s) - \mu_X(c_s))\right) \\ &= n^{-1}E\left(\left(Y^{(t)} - X^{\text{imp}}(c_t)^\top b_t\right)b_s^\top (X^{\text{imp}}(c_s) - \mu_X(c_s))\right) \\ &= n^{-1}\left(\text{cov}\left(Y^{(t)}, b_s^\top X^{\text{imp}}(c_s)\right) - \text{cov}\left(X^{\text{imp}}(c_t)^\top b_t, b_s^\top X^{\text{imp}}(c_s)\right)\right) \\ &= n^{-1}\left\{\beta_t(c_s)^\top \text{var}(X^{\text{imp}}(c_s))b_s - b_t^\top \text{cov}(X^{\text{imp}}(c_t), X^{\text{imp}}(c_s))b_s\right\}. \end{aligned}$$

Thus, we have $n\text{cov}(M_1, M_2) = \mathcal{B}D_X(c_1, \dots, c_k)B^\top - B\Sigma_X(c_1, \dots, c_k)B^\top$. Similarly, $n\text{cov}(M_2, M_1) = BD_X(c_1, \dots, c_k)\mathcal{B}^\top - B\Sigma_X(c_1, \dots, c_k)B^\top$.

Summing up all the terms gives the desirable results.

S4.5 Proof of Corollary 1.

Note that when estimating linear contrast of response means using CWI, our estimator is $(\hat{\theta}_{\text{ANHC},t}^{\text{cwi}}(\hat{c}_t) - \hat{\theta}_{\text{ANHC},s}^{\text{cwi}}(\hat{c}_s)) - (\theta_t - \theta_s) = (a_t - a_s)^\top \{\hat{\theta}(b_1, \dots, b_k, c_1, \dots, c_k) - \theta\}$ where a_t is a vector with the t th

entry being 1 while the rest being 0 and similarly for a_s . By Theorem 1 and delta method, we have

$$\sqrt{n}(\hat{\theta}_{\text{ANHC},t}^{\text{cwi}}(\hat{c}_t) - \hat{\theta}_{\text{ANHC},s}^{\text{cwi}}(\hat{c}_s) - (\theta_t - \theta_s)) \xrightarrow{d} N(0, \sigma_{ts}^2(c_t, c_s)), \quad (\text{S4})$$

with

$$\begin{aligned} \sigma_{ts}^2(c_t, c_s) &= (a_t - a_s)^\top V(B; c_1, \dots, c_k)(a_t - a_s) \\ &= (a_t - a_s)^\top \text{diag}\{\pi_t^{-1} \text{var}(Y^{(t)} - b_t^\top X^{\text{imp}}(c_t))\}(a_t - a_s) \\ &\quad - (a_t - a_s)^\top B \Sigma_X(c_1, \dots, c_k) B^\top (a_t - a_s) \\ &\quad + (a_t - a_s)^\top \mathcal{B} D_X(c_1, \dots, c_k) B^\top (a_t - a_s) \\ &\quad + (a_t - a_s)^\top B D_X(c_1, \dots, c_k) \mathcal{B}^\top (a_t - a_s) \\ &= \pi_t^{-1} \text{var}(Y^{(t)} - b_t^\top X^{\text{imp}}(c_t)) + \pi_s^{-1} \text{var}(Y^{(s)} - b_s^\top X^{\text{imp}}(c_s)) \\ &\quad - b_t^\top \text{var}(X^{\text{imp}}(c_t)) b_t - b_s^\top \text{var}(X^{\text{imp}}(c_s)) b_s + 2b_t^\top \text{cov}(X^{\text{imp}}(c_t), X^{\text{imp}}(c_s)) b_s \\ &\quad + \beta_t(c_t)^\top \text{var}(X^{\text{imp}}(c_t)) b_t + \beta_s(c_s)^\top \text{var}(X^{\text{imp}}(c_s)) b_s - 2\beta_s(c_t)^\top \text{var}(X^{\text{imp}}(c_t)) b_t \\ &\quad - 2\beta_t(c_s)^\top \text{var}(X^{\text{imp}}(c_s)) b_s + b_t^\top \text{var}(X^{\text{imp}}(c_t)) \beta_t(c_t) + b_s^\top \text{var}(X^{\text{imp}}(c_s)) \beta_t(c_s) \end{aligned}$$

Note that $b_t = \beta_t(c_t)$. Hence the above expression simplifies to

$$\begin{aligned} \sigma_{ts}^2(c_t, c_s) &= \pi_t^{-1} \text{var}(Y^{(t)} - \beta_t(c_t)^\top X^{\text{imp}}(c_t)) + \pi_s^{-1} \text{var}(Y^{(s)} - \beta_s(c_s)^\top X^{\text{imp}}(c_s)) \\ &\quad + 2\beta_t(c_t)^\top \text{cov}(X^{\text{imp}}(c_t), X^{\text{imp}}(c_s)) \beta_s(c_s) + \beta_t(c_t)^\top \text{var}(X^{\text{imp}}(c_t)) \beta_t(c_t) \\ &\quad + \beta_s(c_s)^\top \text{var}(X^{\text{imp}}(c_s)) \beta_s(c_s) - 2\beta_s(c_t)^\top \text{var}(X^{\text{imp}}(c_t)) \beta_t(c_t) \\ &\quad - 2\beta_t(c_s)^\top \text{var}(X^{\text{imp}}(c_s)) \beta_s(c_s) \end{aligned}$$

S4.6 Proof of Theorem 2

First we show that the MIM used in combination with the CWI is invariant to the CWI values

$\hat{c}_1, \dots, \hat{c}_k$. We apply Lemma 3 in Zhao and Ding (2022) to each $\hat{\theta}_{\text{ANHC},t}^{\text{mim}}(\hat{c}_t) = \bar{Y}_t - \tilde{\beta}_t(\hat{c}_t)^\top \{\bar{X}_t^{\text{imp}}(0) - \bar{X}^{\text{imp}}(0)\} - \tilde{\gamma}_t(\hat{c}_t)^\top (\bar{R}_t - \bar{R})$ and obtain that $\hat{\theta}_{\text{ANHC},t}^{\text{mim}}(\hat{c}_t)$ is invariant to the imputation value \hat{c}_t , so that $\hat{\theta}_{\text{ANHC},t}^{\text{mim}}(\hat{c}_t) = \hat{\theta}_{\text{ANHC},t}^{\text{mim}}(0)$. Therefore, the whole vector $\hat{\theta}_{\text{ANHC}}^{\text{mim}}(\hat{c}_1, \dots, \hat{c}_k) = (\hat{\theta}_{\text{ANHC},1}^{\text{mim}}(\hat{c}_1), \dots, \hat{\theta}_{\text{ANHC},k}^{\text{mim}}(\hat{c}_k))^\top = (\hat{\theta}_{\text{ANHC},1}^{\text{mim}}(0), \dots, \hat{\theta}_{\text{ANHC},k}^{\text{mim}}(0))^\top$ and is invariant to imputation vector $\hat{c}_1, \dots, \hat{c}_k$. This implies that even in the CWI framework, there is only one ANHECOVA MIM estimator and thus it suffices to consider $\hat{\theta}_{\text{ANHC}}^{\text{mim}}(0)$. This result extends Lemma 3 in Zhao and Ding (2022) to the CWI framework.

Next, we show that the class of estimators $\mathcal{S}_1 = \{\hat{\theta}_L(b_1, \dots, b_k, r_1, \dots, r_k; c_1, \dots, c_k) : \text{for any } b_t, r_t, c_t\}$ is the same as the class $\mathcal{S}_2 = \{\hat{\theta}_L(b_1, \dots, b_k, r_1, \dots, r_k; 0, \dots, 0) : \text{for any } b_t, r_t\}$. It is obvious that $\mathcal{S}_2 \subset \mathcal{S}_1$. It remains to show that the reverse is also true. Note that for any vector $\tau_t^\top = (b_t^\top, r_t^\top)$, we have

$$\hat{\theta}_t(b_t, r_t, c_t) = \left(\bar{Y}_t - \tau_t^\top \begin{pmatrix} \bar{X}_t^{\text{imp}}(c_t) - \mu_X(c_t) \\ \bar{R}_t - \mu_R \end{pmatrix} \right) + \left(\tau_t^\top \begin{pmatrix} \bar{X}_t^{\text{imp}}(c_t) - \mu_X(c_t) \\ \bar{R}_t - \mu_R \end{pmatrix} \right).$$

Since

$$\begin{aligned} \bar{X}_t^{\text{imp}}(c_t) &= \frac{\sum_{i:A_i=a_t} (X_i \circ R_i + c_t \circ (1_J - R_i))}{n_t} \\ &= \frac{\sum_{i:A_i=a_t} X_i \circ R_i}{n_t} + \frac{\sum_{i:A_i=a_t} (1_J - R_i) \circ c_t}{n_t} \\ &= \bar{X}_t^{\text{imp}}(0) + c_t \circ \bar{M}_t \end{aligned}$$

where $\bar{M}_t = 1_J - \bar{R}_t$. Let $\mu_M = 1_J - \mu_R$, we have $\bar{M}_t - \mu_M = -(\bar{R}_t - \mu_R)$. Thus, we have

$$\begin{aligned} \begin{pmatrix} \bar{X}_t^{\text{imp}}(c_t) - \mu_X(c_t) \\ \bar{R}_t - \mu_R \end{pmatrix} &= \begin{pmatrix} \bar{X}_t^{\text{imp}}(0) + c_t \circ \bar{M}_t - \mu_X(c_t) \\ \bar{R}_t - \mu_R \end{pmatrix} \\ &= \begin{pmatrix} \bar{X}_t^{\text{imp}}(0) + c_t \circ \bar{M}_t - \mu_X(0) - c_t \circ \mu_M \\ \bar{R}_t - \mu_R \end{pmatrix} \\ &= \begin{pmatrix} \bar{X}_t^{\text{imp}}(0) - \mu_X(0) + c_t \circ (\bar{M}_t - \mu_M) \\ \bar{R}_t - \mu_R \end{pmatrix} \\ &= \begin{pmatrix} \bar{X}_t^{\text{imp}}(0) - \mu_X(0) - c_t \circ (\bar{R}_t - \mu_R) \\ \bar{R}_t - \mu_R \end{pmatrix}_{2J \times 1} \\ &= \begin{pmatrix} I_{J \times J} & \text{diag}(-c_t) \\ 0_{J \times J} & I_{J \times J} \end{pmatrix} \begin{pmatrix} \bar{X}_t^{\text{imp}}(0) - \mu_X(0) \\ \bar{R}_t - \mu_R \end{pmatrix}. \end{aligned}$$

Similarly, we have $\bar{X}^{\text{imp}}(c_t) = \bar{X}^{\text{imp}}(0) + c_t \circ \bar{M}$ and

$$\begin{pmatrix} \bar{X}^{\text{imp}}(c_t) - \mu_X(c_t) \\ \bar{R} - \mu_R \end{pmatrix} = \begin{pmatrix} I_{J \times J} & \text{diag}(-c_t) \\ 0_{J \times J} & I_{J \times J} \end{pmatrix} \begin{pmatrix} \bar{X}^{\text{imp}}(0) - \mu_X(0) \\ \bar{R} - \mu_R \end{pmatrix}.$$

Hence,

$$\begin{aligned} \hat{\theta}_t(b_t, r_t, c_t) &= \begin{pmatrix} \bar{Y}_t - \tau_t^\top \begin{pmatrix} I_{J \times J} & \text{diag}(-c_t) \\ 0_{J \times J} & I_{J \times J} \end{pmatrix} \begin{pmatrix} \bar{X}_t^{\text{imp}}(0) - \mu_X(0) \\ \bar{R}_t - \mu_R \end{pmatrix} \\ \tau_t^\top \begin{pmatrix} I_{J \times J} & \text{diag}(-c_t) \\ 0_{J \times J} & I_{J \times J} \end{pmatrix} \begin{pmatrix} \bar{X}^{\text{imp}}(0) - \mu_X(0) \\ \bar{R} - \mu_R \end{pmatrix} \end{pmatrix} \\ &= \begin{pmatrix} \bar{Y}_t - \check{\tau}_t^\top \begin{pmatrix} \bar{X}_t^{\text{imp}}(0) - \mu_X(0) \\ \bar{R}_t - \mu_R \end{pmatrix} \\ \check{\tau}_t^\top \begin{pmatrix} \bar{X}^{\text{imp}}(0) - \mu_X(0) \\ \bar{R} - \mu_R \end{pmatrix} \end{pmatrix}, \end{aligned}$$

where $\check{\tau}^\top = \tau_t^\top \begin{pmatrix} I_{J \times J} & \text{diag}(-c_t) \\ 0_{J \times J} & I_{J \times J} \end{pmatrix}$. Therefore, we see that any estimator $\hat{\theta}_t(b_t, r_t, c_t)$ in \mathcal{S}_1 belongs to the set \mathcal{S}_2 . In conclusion, $\mathcal{S}_1 = \mathcal{S}_2$. Theorem 1 of Ye et al. (2022) implies that $\hat{\theta}_{\text{ANHC}}^{\text{mim}}(0)$ achieves optimal efficiency within the \mathcal{S}_2 , and thus $\hat{\theta}_{\text{ANHC}}^{\text{mim}}(0)$ is also optimal in \mathcal{S}_1 . Because we showed in Lemma 1 that $\hat{\theta}_{\text{ANHC}}^{\text{mim}}(0)$ actually belongs to the smaller class $\{\hat{\theta}(b_1, \dots, b_k; c_1, \dots, c_k) : \text{for any } b_t, c_t\}$, it must be optimal within this small class, which concludes the proof.

S4.7 Proof of Theorem 3

First, we present the explicit form of $\lim_{n \rightarrow \infty} \tilde{\gamma}_{tj}(0)$ and $\lim_{n \rightarrow \infty} \tilde{\beta}_{tj}(0)$. We will omit the imp superscript below to simplify the notations. From

$$\lim_{n \rightarrow \infty} \begin{pmatrix} \tilde{\beta}_t(0) \\ \tilde{\gamma}_t(0) \end{pmatrix} = \text{var} \left(\begin{pmatrix} X(0) \\ R \end{pmatrix} \right)^{-1} \text{cov} \left(\begin{pmatrix} X(0) \\ R \end{pmatrix}, Y \mid A = a_t \right),$$

and using the formula of inverse of block matrices, we can get

$$\lim_{n \rightarrow \infty} \tilde{\beta}_t(0) = \left(\text{var}(X(0)) - \text{cov}(X(0), R^\top) \text{var}(R)^{-1} \text{cov}(R, X(0)^\top) \right)^{-1} \text{cov}(X(0), Y^{(t)})$$

$$\begin{aligned}
& -\text{var}(X(0))^{-1}\text{cov}(X(0), R^\top) \left(\text{var}(R) - \text{cov}(R, X(0)^\top)\text{var}(X(0))^{-1}\text{cov}(X(0), R^\top) \right)^{-1} \text{cov}(R, Y^{(t)}) \\
\lim_{n \rightarrow \infty} \tilde{\gamma}_t(0) &= -\text{var}(R)^{-1}\text{cov}(R, X(0)^\top) \left(\text{var}(X(0)) - \text{cov}(X(0), R^\top)\text{var}(R)^{-1}\text{cov}(R, X(0)^\top) \right)^{-1} \\
& \text{cov}(X(0), Y^{(t)}) + \left(\text{var}(R) - \text{cov}(R, X(0)^\top)\text{var}(X(0))^{-1}\text{cov}(X(0), R^\top) \right)^{-1} \text{cov}(R, Y^{(t)}).
\end{aligned}$$

When $R \perp Y^{(t)}$, the above formula is reduced to

$$\begin{aligned}
\lim_{n \rightarrow \infty} \tilde{\beta}_t(0) &= \left(\text{var}(X(0)) - \text{cov}(X(0), R^\top)\text{var}(R)^{-1}\text{cov}(R, X(0)^\top) \right)^{-1} \text{cov}(X(0), Y^{(t)}) \\
\lim_{n \rightarrow \infty} \tilde{\gamma}_t(0) &= -\text{var}(R)^{-1}\text{cov}(R, X(0)^\top) \left(\text{var}(X(0)) - \text{cov}(X(0), R^\top)\text{var}(R)^{-1}\text{cov}(R, X(0)^\top) \right)^{-1} \\
& \text{cov}(X(0), Y^{(t)}).
\end{aligned}$$

Further, in the special case of $J = 1$, we have $-\lim_{n \rightarrow \infty} \frac{\tilde{\gamma}_t(0)}{\tilde{\beta}_t(0)} = \frac{\text{cov}(R, XR)}{\text{var}(R)} = E(X | R = 1)$.

Now, we prove the theorem. By the assumption that $\lim_{n \rightarrow \infty} \tilde{\gamma}_{tj}(0)/\lim_{n \rightarrow \infty} \tilde{\beta}_{tj}(0)$ does not depend on t for every j , we have that the probability limit of \hat{c}_t^* does not depend on t . We denote the probability limit as c^* . By Lemma 1, we have $\hat{\theta}_{\text{ANHC},t}^{\text{mim}}(0) = \hat{\theta}_{\text{ANHC},t}^{\text{cwi}}(\hat{c}_t^*)$. By Theorem 1, we have

$$\hat{\theta}_{\text{ANHC},t}^{\text{mim}}(0) = \hat{\theta}_{\text{ANHC},t}^{\text{cwi}}(\hat{c}_t^*) = \hat{\theta}_{\text{ANHC},t}^{\text{cwi}}(c^*) + o_p(1/\sqrt{n})$$

Note that since c^* does not depend on t , single imputation using any \hat{c} such that $\hat{c} \xrightarrow{p} c^*$ leads to an asymptotically equivalent estimator, i.e., $\hat{\theta}_{\text{ANHC},t}^{\text{si}}(\hat{c}) = \hat{\theta}_{\text{ANHC},t}^{\text{cwi}}(c^*) + o_p(1/\sqrt{n})$.

S4.8 Asymptotic limit of $-\lim_{n \rightarrow \infty} \tilde{\gamma}_t(0)/\lim_{n \rightarrow \infty} \tilde{\beta}_t(0)$ with a single covariate

When $\text{var} \begin{pmatrix} XR \\ R \end{pmatrix}$ is invertible,

$$\begin{aligned}
\lim_{n \rightarrow \infty} \begin{pmatrix} \tilde{\beta}_t(0) \\ \tilde{\gamma}_t(0) \end{pmatrix} &= \left(\text{var} \begin{pmatrix} XR \\ R \end{pmatrix} \right)^{-1} \text{cov} \left(\begin{pmatrix} XR \\ R \end{pmatrix}, Y | A = a_t \right) \\
&= \begin{pmatrix} \text{var}(XR) & \text{cov}(XR, R) \\ \text{cov}(XR, R) & \text{var}(R) \end{pmatrix}^{-1} \begin{pmatrix} \text{cov}(XR, Y | A = a_t) \\ \text{cov}(R, Y | A = a_t) \end{pmatrix} \\
&= \frac{1}{\Delta} \begin{pmatrix} \text{var}(R) & -\text{cov}(XR, R) \\ -\text{cov}(XR, R) & \text{var}(XR) \end{pmatrix} \begin{pmatrix} \text{cov}(XR, Y | A = a_t) \\ \text{cov}(R, Y | A = a_t) \end{pmatrix}
\end{aligned}$$

$$= \frac{1}{\Delta} \left(\frac{\text{var}(R)\text{cov}(XR, Y | A = a_t) - \text{cov}(XR, R)\text{cov}(R, Y | A = a_t)}{\text{var}(XR)\text{cov}(R, Y | A = a_t) - \text{cov}(XR, R)\text{cov}(XR, Y | A = a_t)} \right),$$

where $\Delta = \text{var}(XR)\text{var}(R) - \text{cov}(XR, R)^2$. Hence,

$$-\frac{\lim_{n \rightarrow \infty} \tilde{\gamma}_t(0)}{\lim_{n \rightarrow \infty} \tilde{\beta}_t(0)} = -\frac{\text{var}(XR)\text{cov}(R, Y^{(t)}) - \text{cov}(XR, R)\text{cov}(XR, Y^{(t)})}{\text{var}(R)\text{cov}(XR, Y^{(t)}) - \text{cov}(XR, R)\text{cov}(R, Y^{(t)})}.$$

S5 Optimality of SI with a single covariate when $R \not\perp (Y^{(1)}, Y^{(2)})$

When R is dependent on $(Y^{(1)}, Y^{(2)})$, we can find the optimal c by minimizing $\sigma_{\text{ANHC}}^2(c)$ or equivalently by maximizing

$$\sigma_{\text{AN}}^2 - \sigma_{\text{ANHC}}^2(c) = \frac{\{\text{cov}(RX, \pi_1 Y^{(2)} + \pi_2 Y^{(1)}) + \text{cov}(1 - R, \pi_1 Y^{(2)} + \pi_2 Y^{(1)})c\}^2}{\pi_1 \pi_2 \text{var}(RX + (1 - R)c)}.$$

Taking the derivative of our objective function $M(c)$ with respect to c , we note that the numerator of the derivative can be written as $(a_1 c + b_1)(a_2 c + b_2)$, while the denominator of the derivative is positive, where $a_1 = 2\pi_1 \pi_2 \tau_{RX}$, $a_2 = -\tau_{RX} \cdot \text{var}(R) - \tau_R \cdot \text{var}(R)\text{E}(X|R = 1)$, $b_1 = 2\pi_1 \pi_2 \tau_{RX}$, and $b_2 = \tau_R \cdot \{\text{E}(R)\text{var}(X|R = 1) + \text{var}(R)\text{E}(X|R = 1)^2\} + \tau_{RX} \cdot \text{var}(R)\text{E}(X|R = 1)$, $\tau_{RX} = \text{cov}(RX, \pi_1 Y^{(2)} + \pi_2 Y^{(1)})$ and $\tau_R = \text{cov}(1 - R, \pi_1 Y^{(2)} + \pi_2 Y^{(1)})$. Letting the derivative equal 0, we get the two roots

$$c_1 = -\frac{\tau_{RX}}{\tau_R},$$

$$c_2 = \frac{\tau_R \cdot \{\text{E}(R)\text{var}(X|R = 1) + \text{var}(R)\text{E}(X|R = 1)^2\} + \tau_{RX} \cdot \text{var}(R)\text{E}(X|R = 1)}{\text{var}(R)\text{E}(X|R = 1) \cdot \tau_R + \text{var}(R) \cdot \tau_{RX}}.$$

Now, we will show c_2 is the global maximum of $\sigma_{\text{AN}}^2 - \sigma_{\text{ANHC}}^2(c)$. Since the denominator of the derivative is positive, it suffices to show the numerator of the derivative, $N = (a_1 c + b_1)(a_2 c + b_2)$, satisfies (as in Figure S3)

1. When $a_1 a_2 > 0$, $c_2 < c_1$; When $a_1 a_2 < 0$, $c_2 > c_1$.
2. $\sigma_{\text{AN}}^2 - \sigma_{\text{ANHC}}^2(c)$ has the same limit as $c \rightarrow \infty$ and $c \rightarrow -\infty$, so it can't be as large as what c_2 reaches.

Using the expression of c_1 and c_2 , we have

$$\begin{aligned}
c_2 - c_1 &= \frac{\tau_R \cdot \{E(R)\text{var}(X|R=1) + \text{var}(R)E(X|R=1)^2\} + \tau_{RX} \cdot \text{var}(R)E(X|R=1)}{\text{var}(R)E(X|R=1) \cdot \tau_R + \text{var}(R) \cdot \tau_{RX}} + \frac{\tau_{RX}}{\tau_R} \\
&= \frac{\tau_{RX} \cdot \{\tau_R \cdot \text{var}(R)E(X|R=1) + \tau_{RX} \cdot \text{var}(R)\} + \tau_R^2 \cdot \{E(R)\text{var}(X|R=1)\}}{\tau_R \{\tau_R \cdot \text{var}(R)E(X|R=1) + \tau_{RX} \cdot \text{var}(R)\}} \\
&\quad + \frac{\text{var}(R)E(X|R=1)^2 + \tau_{RX}\tau_R \cdot E(X|R=1)\text{var}(R)}{\tau_R \{\tau_R \cdot \text{var}(R)E(X|R=1) + \tau_{RX} \cdot \text{var}(R)\}}.
\end{aligned}$$

Looking at the numerator of $c_2 - c_1$, we have

$$\begin{aligned}
&\tau_{RX} \{\tau_R \text{var}(R)E(X|R=1) + \tau_{RX} \text{var}(R)\} + \tau_R^2 \{E(R)\text{var}(X|R=1) + \text{var}(R)E(X|R=1)^2\} \\
&+ \tau_{RX}\tau_R E(X|R=1)\text{var}(R) \\
&= \tau_{RX} \cdot \text{var}(R) \{\tau_R \cdot E(X|R=1) + \tau_{RX}\} + \tau_R \cdot \text{var}(R)E(X|R=1) \{\tau_R \cdot E(X|R=1) + \tau_{RX}\} \\
&+ \tau_R^2 E(R)\text{var}(X|R=1) \\
&= \text{var}(R) \{\tau_{RX} + \tau_R \cdot E(X|R=1)\}^2 + \tau_R^2 E(R)\text{var}(X|R=1) > 0
\end{aligned}$$

Notice that

$$\begin{aligned}
a_1 a_2 &= -2\pi_1 \pi_2 \tau_R \{\tau_{RX} \cdot \text{var}(R) + \tau_R \cdot \text{var}(R)E(X|R=1)\} \\
&= -2\pi_1 \pi_2 \times \{\text{denominator of } (c_2 - c_1)\}
\end{aligned}$$

We have obtained that when $a_1 a_2 > 0$, we have $c_2 < c_1$, and when $a_1 a_2 < 0$, we have $c_2 > c_1$. As $\sigma_{\text{AN}}^2 - \sigma_{\text{ANHC}}^2(c_1) = 0$, we know that c_1 is the global minima of the objective function; as shown in Figure S3, we know that c_2 is a local maxima of the objective function. In fact, c_2 is a global maxima of the objective function because the objective function achieves the same limit as $c \rightarrow \infty$ and $c \rightarrow -\infty$ by applying L'Hospital's rule,

$$\begin{aligned}
&\lim_{|c| \rightarrow \infty} \frac{\{\text{cov}(RX, \pi_1 Y^{(2)} + \pi_2 Y^{(1)}) + \text{cov}(1-R, \pi_1 Y^{(2)} + \pi_2 Y^{(1)})c\}^2}{\pi_1 \pi_2 \text{var}(RX + (1-R)c)} \\
&= \frac{\text{cov}(1-R, \pi_1 Y^{(2)} + \pi_2 Y^{(1)})^2}{\pi_1 \pi_2 \text{var}(R)}.
\end{aligned}$$

We want to note that when $\tau_{RX} = -\tau_R \cdot E(X|R=1)$, we have $a_1 a_2 = 0$. In this case, $a_1 b_2 + b_1 a_2 = 2\pi_1 \pi_2 \tau_R^2 E(R)\text{var}(X|R=1) > 0$, c_2 is not well defined, and c_1 becomes $E(X|R=1)$.

Plugging in $\tau_{RX} = -\tau_R \cdot E(X|R = 1)$ to the objective function, we get

$$M(c) = \frac{\tau_R^2 (E(X | R = 1) - c)^2}{\pi_1 \pi_2 E(R) \text{var}(X | R = 1) + \pi_1 \pi_2 (E(X | R = 1) - c)^2 \text{var}(R)},$$

which is obvious that $c_1 = E(X | R = 1)$ is the minimum of this objective function and $M(c) = 0$. This means that in this particular scenario, the common practice of imputing using $E(X | R = 1)$ is the least efficient choice.

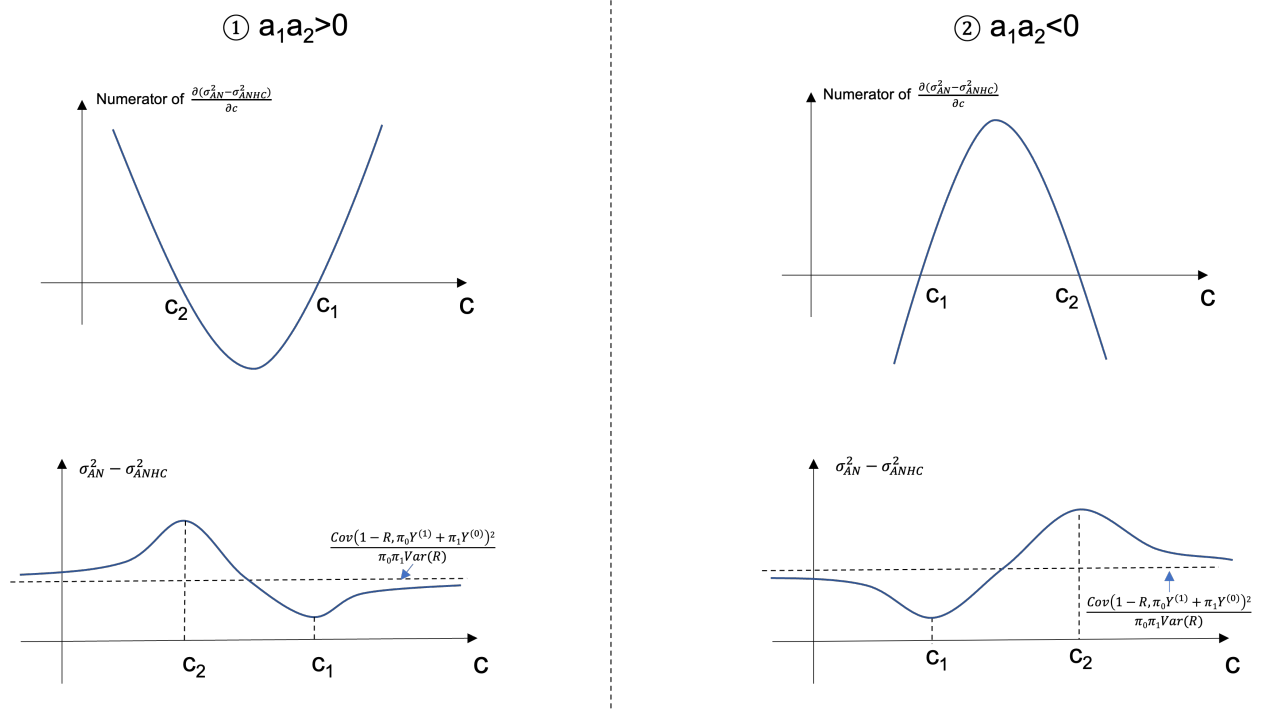


Figure S3: Illustration of the relationship between c_1 and c_2 when $a_1 a_2 > 0$ or $a_1 a_2 < 0$

In summary, with a single covariate, when $\tau_{XR} + \tau_R \cdot E(X|R = 1) \neq 0$, imputing using c_2 leads to the optimal efficiency; when $\tau_{XR} + \tau_R \cdot E(X|R = 1) = 0$, imputing using a pre-specified large number leads to near optimal efficiency. The results above can be generalized to the case when we have $J > 1$ but $(R_1, X_1) \perp \cdots \perp (R_J, X_J)$.