

---

# VERSATILE ENERGY-BASED PROBABILISTIC MODELS FOR HIGH ENERGY PHYSICS

**Taoli Cheng**

Mila

University of Montreal

chengtaoli.1990@gmail.com

**Aaron Courville**

Mila

University of Montreal

aaron.courville@umontreal.ca

## ABSTRACT

As a classical generative modeling approach, energy-based models have the natural advantage of flexibility in the form of the energy function. Recently, energy-based models have achieved great success in modeling high-dimensional data in computer vision and natural language processing. In line with these advancements, we build a multi-purpose energy-based probabilistic model for High Energy Physics events at the Large Hadron Collider. This framework builds on a powerful generative model and describes higher-order inter-particle interactions. It suits different encoding architectures and builds on implicit generation. As for applicational aspects, it can serve as a powerful parameterized event generator for physics simulation, a generic anomalous signal detector free from spurious correlations, and an augmented event classifier for particle identification.

## 1 INTRODUCTION

The Large Hadron Collider (LHC) (Eva, 2008), the most energetic particle collider in human history, collides highly-energetic protons to examine the underlying physics of subatomic particles and extend our current understanding of the fundamental forces of nature, summarized by the Standard Model of particle physics. After the great success in observing the Higgs boson (Aad et al., 2012; et al., 2012), the most critical task of searching for new physics signals remains challenging. High Energy Physics (HEP) events produced at the LHC have the properties of high dimensionality, high complexity, and enormous data size. To detect rare signals from enormous background events, physics observables describing these patterns have been used to identify different types of radiation patterns. However, it's not possible to utilize all the information recorded by the detectors with a few expert-designed features. Thus deep neural classifiers and generative models, which can easily process high-dimensional data meet the needs for more precise data analysis and signal detection.

Energy-based Models (EBMs) (Hopfield, 1982; Ackley et al., 1985; LeCun et al., 2006), as a classical generative framework, leverage the energy function for learning dependencies between input variables. With an energy function  $E(\mathbf{x})$  and constructing the un-normalized probabilities through the exponential  $\tilde{p}(\mathbf{x}) = \exp(-E(\mathbf{x}))$ , the energy model naturally yields a probability distribution. Despite the flexibility in the modeling, the training of EBMs has been cumbersome and unstable due to the intractable partition function and the corresponding Monte Carlo sampling involved. More recently, EBMs have been succeeding in high-dimensional modeling (Nijkamp et al., 2020; 2019a;b; Du & Mordatch; Du et al., b; Song & Ermon, 2020; Deng et al., 2020; Naskar et al., 2021) for computer vision and natural language processing. At the same time, it has been revealed that neural classifiers are naturally connected with EBMs (Xie et al., 2016; Grathwohl et al.; 2021), combining the discriminative and generative learning processes in a common learning regime. More interestingly, compositionality can be easily incorporated within the framework of EBMs by simply summing up the energy functions (Du et al., a; 2021). On the other hand, statistical physics originally inspired the invention of EBMs. This natural connection in formalism makes EBMs appealing in modeling physical systems. In physical sciences, EBMs have been used to simulate condensed-matter systems and protein molecules (Noé et al., 2019). They have also been shown great potential in structure biology (Du et al., 2020), in a use case of protein conformation.

---

Motivated by the flexibility in the architecture and the compatibility with different tasks, we explore the potential of EBMs in modeling radiation patterns of elementary particles at high energy. The energy function can be flexible enough to incorporate sophisticated architectures. Thus EBMs provide a convenient mechanism to simulate high-order interactions between particles. Aside from image generation, applications for point cloud data (Xie et al., 2021), graph neural networks (Liu et al., 2021) for molecule generation are also explored. In particle physics, we leverage the self-attention mechanism (Bahdanau et al., 2015; Vaswani et al., 2017), to mimic the complex interactions between elementary particles.

As one important practical application, neural net-based unsupervised learning of physics events (Paganini et al., 2018; Kansal et al., 2020; Butter et al., 2019; Touranakou et al., 2022) have been explored in the usual generative modeling methods including Generative Adversarial Networks (GANs) (Goodfellow et al., 2020) and Variational Autoencoders (VAEs) (Kingma & Welling, 2014). However, GANs employ separate networks, which need to be carefully tuned, for the generation process. They usually suffer from unstable training, high computation demands, and mode collapse. In comparison, VAEs need a well-designed reconstruction loss, which could be difficult for sophisticated network architectures and complex input features. EBMs thus provide a strong alternative generative modeling framework of LHC events, by easily incorporating sophisticated physics-inspired neural net architectures.

At the same time, EBMs can serve as generic signal detectors, since out-of-distribution (OOD) detection comes naturally in the form of energy comparison. More importantly, EBMs incur fewer spurious correlations in OOD detection. This plays a slightly different role in the context of signal searches at the LHC. There are correlations that are real and useful but at the same time handicap effective signal detection. As we will see in Section 4, the EBMs are free from the notorious correlation observed in many anomaly detection methods in HEP, in both the generative and the discriminative approaches.

We construct an energy-based model of the fundamental interactions of elementary particles to simulate the resulting radiation patterns. We especially employ the short-run Markov Chain Monte Carlo for the EBM training, which is improved with an upper bound of the Kullback–Leibler divergence correction to the usual Contrastive Divergence objective. We show that EBMs are able to generate realistic event patterns and can be used as generic anomaly detectors free from spurious correlations. This framework paves for future-generation event simulators and automated new physics search strategies. It opens a door for combining different methods and components towards a multi-tasking engine for scientific discovery at the Large Hadron Collider.

## 2 PROBLEM STATEMENT

**Describing HEP Events** Most particle interactions happening at the LHC are governed by Quantum Chromodynamics (QCD), due to the hadronic nature of the proton-proton collision. Thus jets are enormously produced by these interactions. A jet is formed by collimated radiations originating from highly-energetic elementary particles (e.g., quarks, gluons, and sometimes highly-boosted electroweak bosons). The tracks and energy deposits of the jets left in the particle detectors reveal the underlying physics in complex patterns. A jet may have hundreds of jet constituents, resulting in high-dimensional and complex radiation patterns and bringing difficulties in encoding all the information with expert features. Identifying, classifying, and sometimes reconstructing these elementary particles manifest in raw data is thus critical for ongoing physics analysis at the LHC.

Specifically, each particle within a jet has  $(\log p_T, \eta, \phi)$  as the descriptive coordinates in the detector’s reference frame, with  $p_T$  denoting the transverse momentum perpendicular to the beam axis, and  $(\eta, \phi)$  is the spatial coordinates within the cylindrical detector. (More details about the datasets can be found in Appendix A.) Thus a jet can be described by the high-dimensional vector  $\mathbf{x} = \{(\log p_T, \eta, \phi)_i\}_i^N$ , supposing the jet has  $N$  constituents. Our goal is to thus model the data distribution  $p(\mathbf{x})$  precisely, and  $p(y|\mathbf{x})$  in the case of supervised classification.

**Parameterized Generative Modeling** At the LHC, event simulation serves as an important handle for background estimation and data analysis. For many years, physics event simulators (Campbell et al., 2022) are build on Monte Carlo methods based on physics rules. These generators are slow and need to be tuned to the data frequently. Deep neural networks provide us with an efficient

parameterized generative approach to event simulation for the coming decades. Generative modeling in LHC physics has been experimented with GANs (image-based (Paganini et al., 2018; Erdmann et al., 2019) and point-cloud-based (Kansal et al., 2021)) and VAEs (Touranakou et al., 2022). There are also GANs (Butter et al., 2019) working on high-level features for event selection. However, as mentioned in the introduction, these models all require explicit generators, which brings obstacles to situations with complex data formats and sophisticated neural architectures.

**OOD Detection for New Physics Searches** Despite the great efforts in searching for new physics signals at the LHC, there is no hint of beyond-Standard-Model physics. Given the large amount of data produced at the LHC, it has been increasingly challenging to cover all the possible search channels. Experiments at the LHC over the past decades have been focused on model-oriented searches, as in searching for the Higgs boson (Englert & Brout, 1964; Higgs, 1964). The null results up to now from model-driven searches call for novel solutions. We thus shift to model-independent and data-driven anomaly detection strategies, which are data-oriented rather than theory-guided, for new physics searches.

Neural nets-based anomaly detection in HEP takes different formats. Especially, unsupervised generative models trained on background events can be used to detect potential unseen signals. More specifically, Variational Autoencoders (Cheng et al., 2023; Kahn et al., 2021; Atkinson et al., 2022) have been employed to detect novel signals, directly based on detector-level features. High-level observables-based VAEs (Cerri et al., 2019; Jawahar et al., 2022) have also been explored. However, naively trained VAEs (and Autoencoders) are usually subject to spurious correlations which result in failure modes in anomaly detection, partially due to the format of the reconstruction loss involved. Usually, one needs to explicitly mitigate these spurious correlations with auxiliary tasks such as outlier exposure (Hendrycks et al., 2019; Cheng et al., 2023), or modified model components such as autoencoders with smeared pixel intensities (Finke et al., 2021) and autoencoders augmented with energy-based density estimation (Yoon et al., 2021; Dillon et al., 2022).

At the same time, EBM naturally has the handle for discriminating between in-distribution and out-of-distribution examples and accommodates tolerance for spurious correlations. While in-distribution data points are trained to have lower energy, energies of OOD examples are pushed up in the learning process. This property has been used for OOD detection in computer vision (Du & Mordatch; Grathwohl et al.; Du et al., b; Zhai et al., 2016). This thus indicates great potential for EBM-based new physics detection at the LHC.

## 3 METHODS

### 3.1 ENERGY BASED MODELS

Energy-based models are constructed to model the unnormalized data probabilities. They leverage the property that any exponential  $\exp(-E(\mathbf{x}))$  is non-negative and thus can serve as an unnormalized probability naturally. The data distribution is modelled through the Boltzmann distribution:  $p_\theta(\mathbf{x}) = \exp(-E_\theta(\mathbf{x}))/Z(\theta)$  with the energy model  $E_\theta(\mathbf{x}) : \mathcal{X} \rightarrow \mathbb{R}$  mapping  $\mathbf{x} \in \mathcal{X}$  to a scalar. And the partition function  $Z = \int \tilde{p}(\mathbf{x})d\mathbf{x} = \int \exp(-E_\theta(\mathbf{x}))d\mathbf{x}$  integrates over all the possible states.

EBMs can be learned through maximum likelihood  $\mathbb{E}_{p_D}(\log p_\theta(\mathbf{x}))$ . However, the training of EBMs can be difficult due to the intractable partition function in  $\log p_\theta(\mathbf{x}) = -E_\theta(\mathbf{x}) - \log Z(\theta)$ . Though the partition function is intractable, the gradients of the log-likelihood do not involve the partition function directly. Thus when taking gradients w.r.t. the model parameters  $\theta$ , the partition function is canceled out. The gradient of the maximum likelihood loss function can be written as:

$$\nabla_\theta \mathcal{L}(\theta) = -\mathbb{E}_{p_D(\mathbf{x})}[\nabla_\theta \log p_\theta(\mathbf{x})] \quad (1)$$

$$\simeq \mathbb{E}_{p_D(\mathbf{x})}[\nabla_\theta E_\theta(\mathbf{x}^+)] - \mathbb{E}_{p_\theta(\mathbf{x})}[\nabla_\theta E_\theta(\mathbf{x}^-)], \quad (2)$$

where  $p_D(\mathbf{x})$  is the data distribution and  $p_\theta(\mathbf{x})$  is the model distribution. The training objective is thus composed of two terms, corresponding to two different learning phases (i.e., the *positive phase* to fit the data  $\mathbf{x}^+$ , and the *negative phase* to fit the model distribution  $\mathbf{x}^-$ ). When parameterizing the energy function with feed-forward neural networks (Ngiam et al., 2011), the positive phase is straightforward. However, the negative phase requires sampling over the model distribution. This leads to various Monte Carlo sampling strategies for estimating the maximum likelihood.

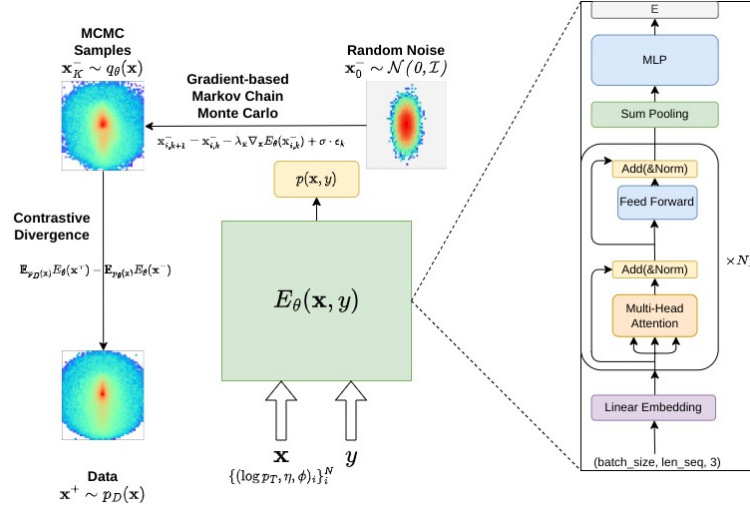


Figure 1: Schematic of the EBM model. The energy function  $E(\mathbf{x}, y)$  is estimated with a transformer. The training procedure is governed by *Contrastive Divergence* (the vertical dimension), for which the model distribution  $q_\theta(\mathbf{x})$  is estimated with Langevin Dynamics (the horizontal dimension), evolving samples from random noises  $\mathbf{x}_0^-$ .

Contrasting the energies of the data and the model samples as proposed *Contrastive Divergence* (CD) (Hinton, 2002; Carreira-Perpiñán & Hinton, 2005) leads to an effective strategy to train EBMs with the following CD objective:

$$D_{\text{KL}}(p_D(\mathbf{x}) \| p_\theta(\mathbf{x})) - D_{\text{KL}}(T p_D(\mathbf{x}) \| p_\theta(\mathbf{x})), \quad (3)$$

where  $T$  denotes the one-step Monte Carlo Markov Chain (MCMC) kernel imposed on the data distribution. In more recent approaches for high-dimensional modeling, we can directly initialize from random noises to generate the MCMC samples. More specifically, we employ gradient-based MCMC generation in the training process, which is handled by Langevin Dynamics (Welling & Teh, 2011). As written in Eq. 4, Langevin dynamics uses gradients w.r.t. the input dimensions to generate a sequence of negative samples  $\{\mathbf{x}_k^-\}_{k=1}^K$ .

$$\mathbf{x}_{k+1}^- = \mathbf{x}_k^- - \frac{\lambda^2}{2} \nabla_{\mathbf{x}} E_\theta(\mathbf{x}_k^-) + \lambda \cdot \epsilon, \text{ with } \epsilon \sim \mathcal{N}(0, 1) \quad (4)$$

**KL Divergence-Improved EBM Training** In the original *Contrastive Divergence*, the precise gradient of the loss function is as follows (Du et al., b; Carreira-Perpiñán & Hinton, 2005):

$$\nabla_{\theta} \mathcal{L}(\theta) = \mathbb{E}_{p_D(\mathbf{x})}[\nabla_{\theta} E_\theta(\mathbf{x}^+)] - \mathbb{E}_{q_\theta(\mathbf{x})}[\nabla_{\theta} E_\theta(\mathbf{x}^-)] - \frac{\partial q_\theta(\mathbf{x})}{\partial \theta} \frac{\partial D_{\text{KL}}(q_\theta(\mathbf{x}) \| p_\theta(\mathbf{x}))}{\partial q_\theta(\mathbf{x})}, \quad (5)$$

where  $q_\theta(\mathbf{x})$  denotes the Monte Carlo estimation of the model distribution  $p_\theta(\mathbf{x})$ . There is then a gap between  $p_D(\mathbf{x})$  and  $q_\theta(\mathbf{x})$  not taken into account in the usual EBM training process. Thus the full loss (Eq. 6) consists of the usual CD loss term  $\mathcal{L}_{\text{CD}}$  (as in Eq. 2) and an extra KL term  $\mathcal{L}_{\text{KL}}$  which is ignored in most cases.

$$\mathcal{L} = \mathcal{L}_{\text{CD}} + \mathcal{L}_{\text{KL}}, \text{ with } \mathcal{L}_{\text{KL}} = \mathbb{E}_{q(\mathbf{x})}[E_{\hat{\theta}}(\mathbf{x})] + \mathbb{E}_{q_\theta(\mathbf{x})}[\log(q_\theta(\mathbf{x}))] \quad (6)$$

The KL term is then further decomposed into two terms: the energy of the MCMC samples  $\mathbb{E}_{q(\mathbf{x})}[E_{\hat{\theta}}(\mathbf{x})]$  and the entropy of the MCMC samples  $-\mathbb{E}_{q_\theta(\mathbf{x})}[\log(q_\theta(\mathbf{x}))]$ . While estimating the energy term is relatively straightforward with Langevin dynamics, the entropy term can get involved with non-parametric methods. *In this work, we specifically ignore the entropy term since it's always non-negative. Thus we are actually trying to minimize the upper bound of the KL divergence term in our model training.*

**MC Convergence** The training anatomy (Nijkamp et al., 2020; 2019a;b) for short-run non-convergent MCMC and long-run convergent MCMC shows that short-run ( $\sim 5$ -100 steps) MCMC initialized from random distributions is able to generate realistic samples.

To improve mode coverage, we use random noise to initialize MCMC chains. To accelerate training, we employ a relatively small number of MCMC steps. In practice, we can reuse the generated samples as initial samples of the following MCMC chains to accelerate mixing, similar to *Persistent Contrastive Divergence* (Tieleman, 2008). Following the same procedure in (Du & Mordatch), we use a randomly initialized buffer that is consistently updated from previous MCMC runs as the initial samples. (As empirically shown, a Metropolis-Hastings step is not necessary. So we ignore this rejection update in our experiments.)

**Energy Function** Since there is no explicit generator in EBMs, we have much freedom in designing the architectures of the energy function. This also connects with the fast-paced development of supervised neural classifiers. We can directly reuse the architectures from supervised classifiers in the generative modeling of EBMs. We use a self-attention-based transformer to parameterize the energy function  $E_\theta(\cdot)$ . We defer the detailed description to Sec. 2.

The full algorithm for training EBMs is described in Algorithm 1.

---

**Algorithm 1** EBM training with KL-Divergence-Corrected Contrastive Divergence and MCMC by Langevin Dynamics

---

**Input:** training samples  $\{\mathbf{x}_i^+\}_{i=1}^N$  from  $p_D(\mathbf{x})$ , parameterized energy function  $E_\theta(\cdot)$ , initial buffer  $\mathcal{B} \leftarrow \emptyset$ , Langevin dynamics step size  $\lambda_x$ , number of MCMC steps  $K$ , model parameter learning rate  $\lambda_\theta$ , regularization strength  $\alpha$

**for** Gradient descent step  $l = 0 \dots L-1$  **do**

$\mathbf{x}_i^+ \sim p_D(\mathbf{x})$

$\mathbf{x}_{i,0}^- \sim 0.95 * \mathcal{B} + 0.05 * \mathcal{U}$   $\triangleright$  Reinitialize the samples in the buffer with random noise in the probability of 0.05

**for** Langevin dynamics step  $k = 0 \dots K-1$  **do**

$\mathbf{x}_{i,k+1}^- = \mathbf{x}_{i,k}^- - \lambda_x \nabla_{\mathbf{x}} E_\theta(\mathbf{x}_{i,k}^-) + 0.005 \cdot \epsilon_k$ ,  $\epsilon_k \sim \mathcal{N}(0, 1)$   $\triangleright$  Langevin Dynamics taking gradients w.r.t. input dimensions

**end for**

$\mathbf{x}_i^- \leftarrow \mathbf{x}_{i,K}^-$

$\mathcal{L}_{CD} = \frac{1}{N} \sum_i (E_\theta(\mathbf{x}_i^+) - E_\theta(\mathbf{x}_i^-))$

$\mathcal{L}_{KL} = E_{\hat{\theta}}(\mathbf{x}_i^-)$  (+ ...)  $\triangleright \hat{\theta}$  denotes stopping gradient for back-propagating in the energy function parameters

$\mathcal{L}_{reg} = \frac{1}{N} \sum_i (E_\theta(\mathbf{x}_i^+)^2 + E_\theta(\mathbf{x}_i^-)^2)$   $\triangleright L_2$  Regularization

$\theta \leftarrow \theta - \lambda_\theta \nabla_\theta (\mathcal{L}_{CD} + \mathcal{L}_{KL} + \alpha \mathcal{L}_{reg})$   $\triangleright$  Update model parameters with gradient descent

$\mathcal{B} \leftarrow \mathbf{x}_{i,K}^- \cup \mathcal{B}$   $\triangleright$  Update the buffer with generated samples

**end for**

---

### 3.2 HYBRID MODELING

**Neural Classifier as an EBM** A classical classifier can be re-interpreted in the framework of EBMs (Grathwohl et al.), with the logits  $\mathbf{g}(\mathbf{x})$  corresponding to negative energies of the joint distribution  $p(\mathbf{x}, y) = \frac{\exp(\mathbf{g}(\mathbf{x})_y)}{Z}$ , where  $\mathbf{g}(\mathbf{x})_y$  denotes the logit corresponding to label  $y$ . Thus the probability marginalized over  $y$  can be written as  $p(\mathbf{x}) = \frac{\sum_y \exp(\mathbf{g}(\mathbf{x})_y)}{Z}$ , with the energy of  $\mathbf{x}$  as  $-\log \sum_y \exp(\mathbf{g}(\mathbf{x})_y)$ .

This viewpoint provides a novel method for jointly training a supervised classifier and an unsupervised generative model. The joint log-likelihood can be decomposed into two terms:

$$\log p(\mathbf{x}, y) = \log p(\mathbf{x}) + \log p(y|\mathbf{x}). \quad (7)$$

Thus we can maximize  $\log p(\mathbf{x})$  with the contrastive divergence of the EBM, and maximize  $\log p(y|\mathbf{x})$  with the usual cross-entropy of the classification.

### 3.3 ENERGY-BASED MODELS FOR ELEMENTARY PARTICLES

We would like to construct an energy-based model for describing jets and their inner structures. In conceiving the energy function for these elementary particles, we consider the following constraints and characteristics: 1) permutation invariance – the energy function should be invariant to jet constituent permutations, and 2) higher-order interactions – we would like the energy function to be powerful enough to simulate the complex inter-particle interactions.

Thus, we leverage the self-attention-based transformer (Vaswani et al., 2017) to approximate the energy function, which takes into account the *higher-order* interactions between the component particles. As indicated in Eq. 8b, the encoding vector of each constituent  $W$  is connected with all other constituents through the self-attention weights  $A$  in Eq. 8a, which are already products of particle representations  $Q$  and  $K$ .

$$A = \text{softmax}(Q \cdot K^T / \sqrt{d_{\text{model}}}) \quad (8a)$$

$$W = A \cdot V \quad (8b)$$

Moreover, we can easily incorporate particle permutation invariance (Zaheer et al., 2017) in the transformer, by summing up the encodings of each jet constituent. The transformer architecture is shown in Fig. 1. The coordinates  $(\log p_T, \eta, \phi)$  of each jet constituent are first embedded into a  $d_{\text{model}}$ -dimensional space through a linear layer, then fed into  $N_L$  self-attention blocks sequentially. After that, a sum-pooling layer is used to sum up the features of the jet constituents. Finally, a multi-layer-perceptron projector maps the features into the energy score. Model parameters are recorded in Table 3 of Appendix A.

## 4 EXPERIMENTS

**Training Details** We employ the KL-improved training of EBMs. To speed up the training, we ignore the entropy term and instead back-propagate the gradients through all the Langevin dynamics steps for the  $\mathcal{L}_{\text{KL}}$  term. We have 10,000 samples in the buffer and reinitialize the random samples with a probability of 0.05 in each iteration. The training set consists of 300,000 QCD jets. To fit in the GPU memory, we use a relatively small number of steps (e.g., 24) for the MCMC chains, since we back-propagate through the full MCMC chains for estimating the KL divergence term in Eq. 6. The step size  $\lambda_x$  is set to 0.1 according to standard deviations of the input features. The noise magnitude  $\epsilon$  within the Langevin dynamics is set to 0.005. The number of steps used in validation steps is set to 128 for better mixing.

We use Adam (Kingma & Ba, 2015) for optimization, with the momenta  $\beta_1 = 0.0$  and  $\beta_2 = 0.999$ . The initial learning rate is set to 1e-4, with a decay rate of 0.98 for each epoch. We use a batch size of 128, and train the model for 50 epochs. More details can be found in Appendix A.

**Model Validation** In monitoring the likelihood, the partition function can be estimated with Annealed Importance Sampling (AIS) (Neal, 2001). However, these estimates can be erroneous and consume a lot of computing resources. Fortunately for physics events, we have well-designed high-level features as a handle for monitoring the generation quality. Especially, we employ boost-invariant jet transverse momentum  $p_T = \sum_{i=1}^N p_{Ti}$  and Lorentz-invariant jet mass  $M = \sqrt{(\sum_{i=1}^N E_i)^2 - (\sum_{i=1}^N \mathbf{p}_i)^2}$  as the validation observables. And we calculate the Jensen–Shannon Divergence (JSD), between these high-level observable distributions of the data and the model generation, as the metric. In contrast to the short-run MCMC in the training steps, we instead use longer MCMC chains for generating the validation samples.

When we focus on downstream tasks such as OOD detection, it’s reasonable to employ the (i.e., Standard Model top jets as the benchmark) Area Under the Receiver Operating Characteristic (ROC) Curve (AUC) as the validation metric.

**Generation** Test-time generation is achieved in MCMC transition steps from the proposal random (Gaussian) distribution. We use a colder model and thus a smaller step size which starts from 0.1 and decreases by a factor of 0.8 in every 40 steps to ensure stable generation. Longer MCMC chains

with more steps (e.g., 200) are taken to achieve realistic generation.<sup>1</sup> And as a common finding for different methods considered, the step size is the most important parameter that predominantly determines the generation quality.

**Anomaly Detection** Compared with the common practices in computer vision, there is specificity in EBM-based OOD detection for LHC physics. The simple approach comparing two different datasets such as CIFAR10 and SVHN ignores the complex real-world applicational environments. Adapting OOD detection to scientific discovery at the LHC, we reformulate and tailor the decision process as follows: if we train on the known Standard Model jets, we focus on class-conditional model evaluation for discriminating between the unseen signals and the most copious background events (i.e., QCD jets rather than all the Standard Model jets).

#### 4.1 GENERATIVE MODELING – ENERGY-BASED EVENT GENERATOR

We present the generated jets transformed from initial random noises with the Langevin dynamics MCMC. Due to the non-human-readable nature of physics events (e.g., low-level raw records at the particle detectors), we are not able to examine the generation quality through formats such as images directly. However, it has a long history that expert-designed high-level observables can serve as strong discriminating features. In the first row of Fig. 2, we first show the distributions of input features for the data and the model generation. Meanwhile, in the second row, we plot the distributions of high-level expert observables including the jet transverse momentum  $p_T$  and the jet mass  $M$ . Through modeling low-level features in the detector space, we achieve precise recovery of the high-level physics observables in the theoretical framework. For better visualization, we can also map the jets onto the  $(\eta, \phi)$  plane, with pixel intensities associated with the corresponding energy deposits. We show the average generated jet images in Fig. 6 of Appendix B, comparing to the real jet images (*right-most*) in the  $(\eta, \phi)$  plane. In Table 1, we present the Jensen-Shannon Divergence of the high-level observables  $p_T$  and  $M$  distributions between real data and model generation, as the quantitative measure of the generation performance.

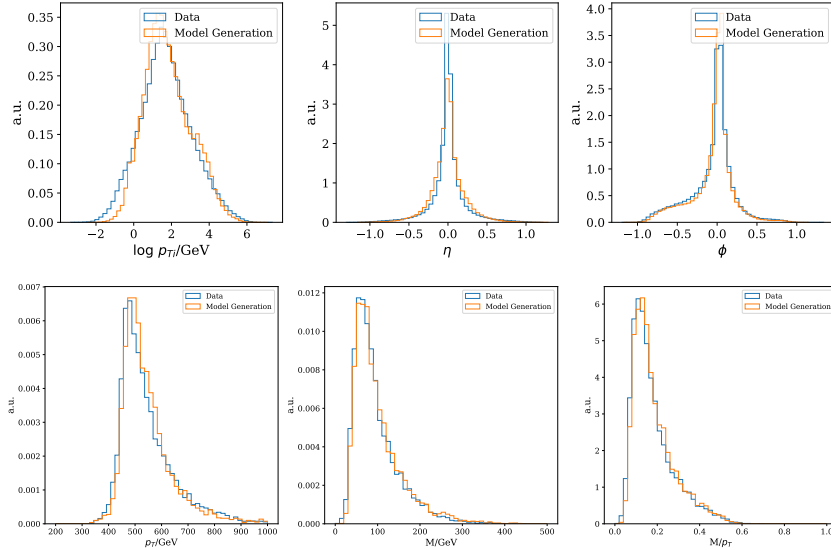


Figure 2: **Top:** Input feature distributions of jet constituents for the data and the model generation. **Bottom:** High-level feature distributions for the data and the model generation.

<sup>1</sup>In practice, MCMC-based generation could be slow, especially in cases with very long MCMC chains. Though in our case, 200 steps are enough to produce very realistic samples, it is worth exploring methods to accelerate the generation process.

Model	JSD ( $p_T$ ) / $10^{-4}$	JSD ( $M$ ) / $10^{-4}$	JSD ( $M/p_T$ ) / $10^{-4}$
$\beta$ -VAE (Cheng et al., 2023)	3.7	11.0	–
EBM	$2.4 \pm 1.9$	$3.2 \pm 2.0$	$6.3 \pm 4.6$

Table 1: Model comparison in generation quality measured in Jensen-Shannon Divergence of high-level observables  $p_T$  and  $M$ . For EBMs, we present the means and standard deviations for the JSDs obtained from 5 independent runs. We also present a  $\beta$ -VAE (Cheng et al., 2023) model as a baseline.

#### 4.2 ANOMALY DETECTION – ANOMALOUS JET TAGGING

Since EBMs naturally provide an energy score for each jet, for which the in-distribution samples should have lower scores while OOD samples are expected to incur higher energies. Furthermore, a classifier, when interpreted as an energy-based model, the transformed energy score can also serve as an OOD identifier (Grathwohl et al.; Liu et al., 2020).

**EBM** In HEP, the *in-situ* energy score can be used to identify potential new physics signals. With an energy-based model, which is trained on the QCD background events or directly on the slightly signal-contaminated data, we expect unseen signals to have higher energies and correspondingly lower likelihoods.

In Fig. 3, we compare the energy distributions of in-distribution QCD samples, out-of-distribution signal examples (hypothesized Heavy Higgs boson which decays into four QCD sub-jets), and random samples drawn from the proposal Gaussian distribution. We observe that random samples unusually have the highest energies. Signal jets have relatively higher energies compared with the QCD background jets, making model-independent new physics searches possible.

A more intriguing property of EBMs is that spurious correlations can be better handled. Spurious correlations in jet tagging might result in distorted background distributions and obscure effective signal detection. For instance, VAEs in OOD detection can be highly correlated with the jet masses (Cheng et al., 2023), similar to the spurious correlation with image pixel numbers in computer vision (Nalisnick et al., 2019; Ren et al., 2019). In the right panel of Fig. 3, we plot the correlation between energy scores and jet masses. Unlike other generative strategies for model-independent anomaly detection, EBMs are largely free from the spurious correlation between the energy  $E(\mathbf{x})$  and the jet mass  $M$ . *The underlying reason for EBMs not presenting mass correlation could be the negative sampling involved in the training process. Larger mass modes are already covered during the negative sampling process.* This makes EBMs a promising candidate for model-independent new physics searches.

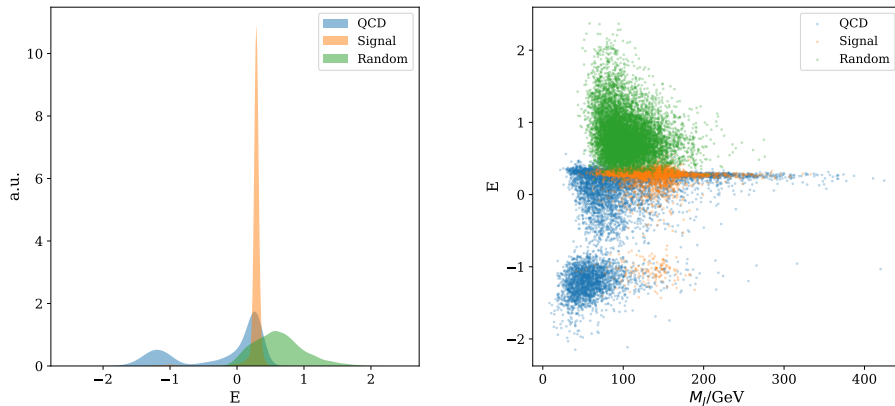


Figure 3: **Left:** Energy distributions for random samples, background QCD jets, and novel signals. **Right:** Correlation between the jet mass  $M_J$  and the energy  $E$ .



**EBM-CLF** We then employ the hybrid learning scheme (Ngiam et al., 2011; Grathwohl et al.) combining the discriminate and the generative approaches. The jointly trained EBM and jet classifier (EBM-CLF) according to Eq. 7 maintain the classification accuracy (see Appendix B). The associated EBM is augmented by the discriminative task, and thus assisted with better inductive biases and domain knowledge contained in the in-distribution classes. *EBM-CLF is an example of how we unify different physics tasks (jet classification, anomaly detection, and generative modeling) in a single framework.*

We train an EBM-based multi-class classifier for both discriminating different Standard Model jets (QCD jets, boosted W jets, and boosted top jets) and generating real-like jet samples. The results of generative sampling are shown in Appendix B.

We measure the OOD detection performance in the ROC curve and the AUC of the binary classification between the background QCD samples and the signal jets. Table 2 records the AUCs of different models (and different anomaly scoring functions) in tagging Standard Model Top jets and hypothesized Higgs bosons (OOD  $H$ ). The jointly trained model generally has better anomaly tagging performance compared with the naive EBM. We also explore the norm of the *score function* of  $p_\theta(\mathbf{x})$ :  $\|\nabla_{\mathbf{x}} \log p_\theta(\mathbf{x})\| = \|\nabla_{\mathbf{x}} E(\mathbf{x})\|$  serving as the anomaly score (similar to the *approximate mass* in Grathwohl et al.). Constructed from the energy function, the *score function* approximately inherits the nice property of mass decorrelation. However, they have slightly worse performance compared with  $E(\mathbf{x})$ . The corresponding ROC curves are shown in the left panel of Fig. 4, in terms of the signal efficiency  $\epsilon_S$  (i.e., *true positive rate*) and the background rejection rate  $1/\epsilon_B$  (i.e., *1/false positive rate*). In the right panel, we plot the background mass distributions under different cuts on the energy scores. We observe excellent jet mass decorrelation/invariance for energy score-based anomalous jet tagging. Additionally for EBM-CLF, we also record the AUCs for anomaly scores of the class-conditional softmax probability  $p(y|\mathbf{x})$  and the logit  $\mathbf{g}(\mathbf{x})_y = -E(\mathbf{x}, y)$  corresponding to the background QCD class, in Table 2. However, without further decorrelation strategies (auxiliary tasks or assistant training strategies), these two anomaly scores are usually strongly correlated with the masses of the in-distribution classes and distort the background distributions. Thus we list the results here only for reference.

Model	AUC (Top)	AUC (OOD $H$ )
DisCo-VAE ( $\kappa = 1000$ ) (Cheng et al., 2023)	0.593	0.481
KL-OE-VAE (Cheng et al., 2023)	0.744	0.625
EBM ( $E(\mathbf{x})$ )	$0.679 \pm 0.009$	$0.794 \pm 0.032$
EBM ( $\ \nabla_{\mathbf{x}} \log p_\theta(\mathbf{x})\ $ )	$0.628 \pm 0.017$	$0.738 \pm 0.033$
EBM-CLF ( $E(\mathbf{x})$ )	$0.703 \pm 0.020$	$0.815 \pm 0.018$
EBM-CLF ( $\ \nabla_{\mathbf{x}} \log p_\theta(\mathbf{x})\ $ )	$0.679 \pm 0.040$	$0.722 \pm 0.028$
EBM-CLF ( $\mathbf{g}(\mathbf{x})_y$ )	$0.920 \pm 0.002$	$0.877 \pm 0.008$
EBM-CLF ( $p(y \mathbf{x})$ )	$0.940 \pm 0.002$	$0.865 \pm 0.012$

Table 2: Anomaly detection performance for different models (anomaly scores in parentheses) measured in AUCs. We present the averaged AUCs over 5 independent models with different random seeds and the associated standard deviations. We list a few baseline models with mass decorrelation achieved either by a regularization term (DisCo-VAE ( $\kappa = 1000$ )) or an auxiliary classification task contrasting in-distribution data and outlier data (KL-OE-VAE).

## 5 CONCLUSION

We present a novel energy-based generative framework for modeling the behavior of elementary particles. By mimicking the inter-particle interactions with a self-attention-based transformer, we map the correlations in the detector space to a probabilistic space with an energy function. The energy model is used for the implicit generation of physics events. Despite the difficulty in training EBMs, we adapted the training strategies to balance learning efficiency and training stability. We adopt short-run MCMC sampling at training, while at test time we instead use dynamic generation to obtain prominent generative quality. This framework provides us with flexible tools for high-performance parameterized physics event simulation and spurious-correlation-free model-independent signal detection.

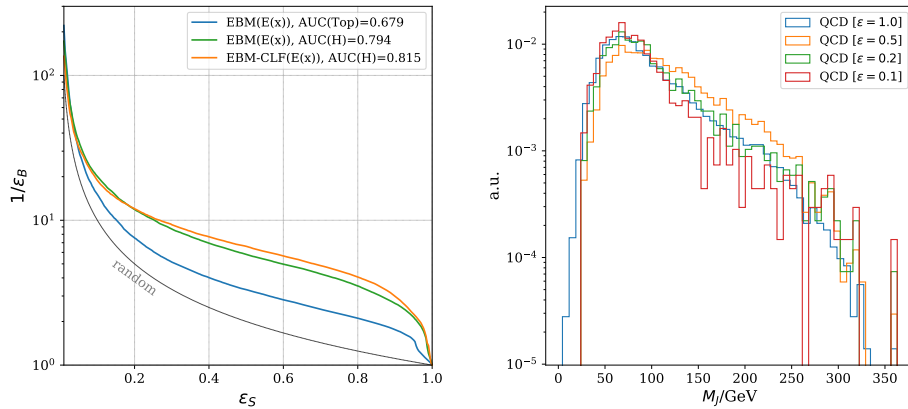


Figure 4: **Left:** ROC Curves for EBM and EBM-CLF with the energy  $E(\mathbf{x})$  as the anomaly score. The grey line denotes the case of random guessing. **Right:** Background mass distributions under different acceptance rates  $\epsilon$  after cutting on the energy score from the EBM-CLF.

## REFERENCES

- LHC Machine. *JINST*, 3:S08001, 2008. doi: 10.1088/1748-0221/3/08/S08001.
- Georges Aad et al. Observation of a new particle in the search for the Standard Model Higgs boson with the ATLAS detector at the LHC. *Phys. Lett. B*, 716:1–29, 2012. doi: 10.1016/j.physletb.2012.08.020.
- David H. Ackley, Geoffrey E. Hinton, and Terrence J. Sejnowski. A learning algorithm for boltzmann machines. *Cognitive Science*, 9(1):147–169, 1985. ISSN 0364-0213. doi: [https://doi.org/10.1016/S0364-0213\(85\)80012-4](https://doi.org/10.1016/S0364-0213(85)80012-4). URL <https://www.sciencedirect.com/science/article/pii/S0364021385800124>.
- Johan Alwall, Michel Herquet, Fabio Maltoni, Olivier Mattelaer, and Tim Stelzer. Madgraph 5: going beyond. *Journal of High Energy Physics*, 2011(6), Jun 2011. ISSN 1029-8479. doi: 10.1007/jhep06(2011)128. URL [http://dx.doi.org/10.1007/JHEP06\(2011\)128](http://dx.doi.org/10.1007/JHEP06(2011)128).
- Oliver Atkinson, Akanksha Bhardwaj, Christoph Englert, Partha Konar, Vishal S. Ngairangbam, and Michael Spannowsky. IRC-Safe Graph Autoencoder for Unsupervised Anomaly Detection. *Front. Artif. Intell.*, 5: 943135, 2022. doi: 10.3389/frai.2022.943135.
- Dzmitry Bahdanau, Kyunghyun Cho, and Yoshua Bengio. Neural machine translation by jointly learning to align and translate. *CoRR*, abs/1409.0473, 2015.
- Anja Butter, Tilman Plehn, and Ramon Winterhalder. How to GAN LHC Events. *SciPost Phys.*, 7(6):075, 2019. doi: 10.21468/SciPostPhys.7.6.075.
- Matteo Cacciari, Gavin P Salam, and Gregory Soyez. The anti-kt jet clustering algorithm. *Journal of High Energy Physics*, 2008(04):063–063, Apr 2008. ISSN 1029-8479. doi: 10.1088/1126-6708/2008/04/063. URL <http://dx.doi.org/10.1088/1126-6708/2008/04/063>.
- J. M. Campbell et al. Event Generators for High-Energy Physics Experiments. In *2022 Snowmass Summer Study*, 3 2022.
- Miguel Á. Carreira-Perpiñán and Geoffrey Hinton. On contrastive divergence learning. In Robert G. Cowell and Zoubin Ghahramani (eds.), *Proceedings of the Tenth International Workshop on Artificial Intelligence and Statistics*, volume R5 of *Proceedings of Machine Learning Research*, pp. 33–40. PMLR, 06–08 Jan 2005. URL <https://proceedings.mlr.press/r5/carreira-perpinan05a.html>. Reissued by PMLR on 30 March 2021.
- Olmo Cerri, Thong Q. Nguyen, Maurizio Pierini, Maria Spiropulu, and Jean-Roch Vlimant. Variational Autoencoders for New Physics Mining at the Large Hadron Collider. *JHEP*, 05:036, 2019. doi: 10.1007/JHEP05(2019)036.

- 
- Taoli Cheng. Test sets for jet anomaly detection at the lhc, March 2021. URL <https://doi.org/10.5281/zenodo.4614656>.
- Taoli Cheng, Jean-François Arguin, Julien Leissner-Martin, Jacinthe Pilette, and Tobias Golling. Variational autoencoders for anomalous jet tagging. *Phys. Rev. D*, 107(1):016002, 2023. doi: 10.1103/PhysRevD.107.016002.
- J. de Favereau, C. Delaere, P. Demin, A. Giammanco, V. Lemaître, A. Mertens, and M. Selvaggi. Delphes 3: a modular framework for fast simulation of a generic collider experiment. *Journal of High Energy Physics*, 2014(2), Feb 2014. ISSN 1029-8479. doi: 10.1007/jhep02(2014)057. URL [http://dx.doi.org/10.1007/JHEP02\(2014\)057](http://dx.doi.org/10.1007/JHEP02(2014)057).
- Yuntian Deng, Anton Bakhtin, Myle Ott, Arthur Szlam, and Marc’Aurelio Ranzato. Residual energy-based models for text generation. In *International Conference on Learning Representations*, 2020. URL <https://openreview.net/forum?id=B1l4SgHKDH>.
- Barry M. Dillon, Luigi Favaro, Tilman Plehn, Peter Sorrenson, and Michael Krämer. A normalized autoencoder for lhc triggers, 2022. URL <https://arxiv.org/abs/2206.14225>.
- Yilun Du and Igor Mordatch. Implicit generation and generalization in energy-based models. URL <https://arxiv.org/abs/1903.08689v6>.
- Yilun Du, Shuang Li, and Igor Mordatch. Compositional visual generation and inference with energy based models. a. doi: 10.48550/arXiv.2004.06030. URL <https://arxiv.org/abs/2004.06030v3>.
- Yilun Du, Shuang Li, Joshua Tenenbaum, and Igor Mordatch. Improved contrastive divergence training of energy based models. b. URL <http://arxiv.org/abs/2012.01316>.
- Yilun Du, Joshua Meier, Jerry Ma, Rob Fergus, and Alexander Rives. Energy-based models for atomic-resolution protein conformations. In *International Conference on Learning Representations*, 2020. URL [https://openreview.net/forum?id=S1e\\_9xrFvS](https://openreview.net/forum?id=S1e_9xrFvS).
- Yilun Du, Shuang Li, Yash Sharma, Joshua B. Tenenbaum, and Igor Mordatch. Unsupervised learning of compositional energy concepts. In *NeurIPS*, 2021.
- F. Englert and R. Brout. Broken symmetry and the mass of gauge vector mesons. *Phys. Rev. Lett.*, 13:321–323, Aug 1964. doi: 10.1103/PhysRevLett.13.321. URL <https://link.aps.org/doi/10.1103/PhysRevLett.13.321>.
- Martin Erdmann, Jonas Glombitza, and Thorben Quast. Precise simulation of electromagnetic calorimeter showers using a Wasserstein Generative Adversarial Network. *Comput. Softw. Big Sci.*, 3(1):4, 2019. doi: 10.1007/s41781-018-0019-7.
- S. Chatrchyan et al. Observation of a new boson at a mass of 125 gev with the cms experiment at the lhc. *Physics Letters B*, 716(1):30–61, 2012. ISSN 0370-2693. doi: <https://doi.org/10.1016/j.physletb.2012.08.021>. URL <https://www.sciencedirect.com/science/article/pii/S0370269312008581>.
- Thorben Finke, Michael Krämer, Alessandro Morandini, Alexander Mück, and Ivan Oleksiyuk. Autoencoders for unsupervised anomaly detection in high energy physics. *JHEP*, 06:161, 2021. doi: 10.1007/JHEP06(2021)161.
- Ian Goodfellow, Jean Pouget-Abadie, Mehdi Mirza, Bing Xu, David Warde-Farley, Sherjil Ozair, Aaron Courville, and Yoshua Bengio. Generative adversarial networks. *Communications of the ACM*, 63(11):139–144, 2020.
- Will Grathwohl, Kuan-Chieh Wang, Jörn-Henrik Jacobsen, David Duvenaud, Mohammad Norouzi, and Kevin Swersky. Your classifier is secretly an energy based model and you should treat it like one. doi: 10.48550/arXiv.1912.03263. URL <https://arxiv.org/abs/1912.03263v3>.
- Will Grathwohl, Jacob Kelly, Milad Hashemi, Mohammad Norouzi, Kevin Swersky, and David Kristjanson Duvenaud. No mcmc for me: Amortized sampling for fast and stable training of energy-based models. *ArXiv*, abs/2010.04230, 2021.
- Dan Hendrycks, Mantas Mazeika, and Thomas Dietterich. Deep anomaly detection with outlier exposure. In *International Conference on Learning Representations*, 2019. URL <https://openreview.net/forum?id=HyxCxhRcY7>.
- Peter W. Higgs. Broken symmetries, massless particles and gauge fields. *Phys. Lett.*, 12:132–133, 1964. doi: 10.1016/0031-9163(64)91136-9.

- 
- Geoffrey E. Hinton. Training products of experts by minimizing contrastive divergence. *Neural Comput.*, 14(8): 1771–1800, aug 2002. ISSN 0899-7667. doi: 10.1162/089976602760128018. URL <https://doi.org/10.1162/089976602760128018>.
- J J Hopfield. Neural networks and physical systems with emergent collective computational abilities. *Proceedings of the National Academy of Sciences*, 79(8):2554–2558, 1982. doi: 10.1073/pnas.79.8.2554. URL <https://www.pnas.org/doi/abs/10.1073/pnas.79.8.2554>.
- Pratik Jawahar, Thea Aarrestad, Nadezda Chernyavskaya, Maurizio Pierini, Kinga A. Wozniak, Jennifer Ngadiuba, Javier Duarte, and Steven Tsan. Improving Variational Autoencoders for New Physics Detection at the LHC With Normalizing Flows. *Front. Big Data*, 5:803685, 2022. doi: 10.3389/fdata.2022.803685.
- Alan Kahn, Julia Gonski, Inês Ochoa, Daniel Williams, and Gustaaf Brooijmans. Anomalous jet identification via sequence modeling. *JINST*, 16(08):P08012, 2021. doi: 10.1088/1748-0221/16/08/P08012.
- Raghav Kansal, Javier Duarte, Breno Orzari, Thiago Tomei, Maurizio Pierini, Mary Touranakou, Jean-Roch Vlimant, and Dimitrios Gunopulos. Graph Generative Adversarial Networks for Sparse Data Generation in High Energy Physics. In *34th Conference on Neural Information Processing Systems*, 11 2020.
- Raghav Kansal, Javier Duarte, Hao Su, Breno Orzari, Thiago Tomei, Maurizio Pierini, Mary Touranakou, Jean-Roch Vlimant, and Dimitrios Gunopulos. Particle Cloud Generation with Message Passing Generative Adversarial Networks. 6 2021.
- Diederik P. Kingma and Jimmy Ba. Adam: A method for stochastic optimization. In *ICLR (Poster)*, 2015. URL <http://arxiv.org/abs/1412.6980>.
- Diederik P. Kingma and Max Welling. Auto-encoding variational bayes. *CoRR*, abs/1312.6114, 2014.
- Yann LeCun, Sumit Chopra, Raia Hadsell, Aurelio Ranzato, and Fu Jie Huang. A tutorial on energy-based learning. 2006.
- Julien Leissner-Martin, Taoli Cheng, and Jean-Francois Arguin. Qcd jet samples with particle flow constituents, July 2020. URL <https://doi.org/10.5281/zenodo.4641460>.
- M. Liu, Keqiang Yan, Bora Oztekin, and Shuiwang Ji. Graphebm: Molecular graph generation with energy-based models. *ArXiv*, abs/2102.00546, 2021.
- Weitang Liu, Xiaoyun Wang, John D. Owens, and Yixuan Li. Energy-based out-of-distribution detection. In *Proceedings of the 34th International Conference on Neural Information Processing Systems, NIPS’20*, Red Hook, NY, USA, 2020. Curran Associates Inc. ISBN 9781713829546.
- Eric T. Nalisnick, Akihiro Matsukawa, Yee Whye Teh, Dilan Görür, and Balaji Lakshminarayanan. Do deep generative models know what they don’t know? *ArXiv*, abs/1810.09136, 2019.
- Subhajt Naskar, Pedram Rooshenas, Simeng Sun, Mohit Iyyer, and Andrew McCallum. Energy-based reranking: Improving neural machine translation using energy-based models. In *ACL*, 2021.
- Radford Neal. MCMC Using Hamiltonian Dynamics. In *Handbook of Markov Chain Monte Carlo*, pp. 113–162. 2011. doi: 10.1201/b10905.
- Radford M. Neal. Annealed importance sampling. *Statistics and Computing*, 11:125–139, 2001.
- Jiquan Ngiam, Zhenghao Chen, Pang Wei Koh, and Andrew Y. Ng. Learning deep energy models. In *Proceedings of the 28th International Conference on International Conference on Machine Learning, ICML’11*, pp. 1105–1112, Madison, WI, USA, 2011. Omnipress. ISBN 9781450306195.
- Erik Nijkamp, Mitch Hill, Song-Chun Zhu, and Ying Nian Wu. Learning non-convergent non-persistent short-run mcmc toward energy-based model. In *NeurIPS*, 2019a.
- Erik Nijkamp, Song-Chun Zhu, and Ying Nian Wu. On learning non-convergent short-run mcmc toward energy-based model. *ArXiv*, abs/1904.09770, 2019b.
- Erik Nijkamp, Mitch Hill, Tian Han, Song-Chun Zhu, and Ying Nian Wu. On the anatomy of mcmc-based maximum likelihood learning of energy-based models. In *AAAI*, 2020.
- Frank Noé, Jonas Köhler, and Hao Wu. Boltzmann generators: Sampling equilibrium states of many-body systems with deep learning. *Science*, 365, 2019.

- 
- Michela Paganini, Luke de Oliveira, and Benjamin Nachman. Accelerating Science with Generative Adversarial Networks: An Application to 3D Particle Showers in Multilayer Calorimeters. *Phys. Rev. Lett.*, 120(4): 042003, 2018. doi: 10.1103/PhysRevLett.120.042003.
- Huilin Qu and Loukas Gouskos. ParticleNet: Jet Tagging via Particle Clouds. *Phys. Rev. D*, 101(5):056019, 2020. doi: 10.1103/PhysRevD.101.056019.
- J. Ren, Peter J. Liu, Emily Fertig, Jasper Snoek, Ryan Poplin, Mark A. DePristo, Joshua V. Dillon, and Balaji Lakshminarayanan. Likelihood ratios for out-of-distribution detection. *ArXiv*, abs/1906.02845, 2019.
- Torbjörn Sjöstrand, Stephen Mrenna, and Peter Skands. A brief introduction to pythia 8.1. *Computer Physics Communications*, 178(11):852–867, Jun 2008. ISSN 0010-4655. doi: 10.1016/j.cpc.2008.01.036. URL <http://dx.doi.org/10.1016/j.cpc.2008.01.036>.
- Yang Song and Stefano Ermon. Improved techniques for training score-based generative models. In H. Larochelle, M. Ranzato, R. Hadsell, M.F. Balcan, and H. Lin (eds.), *Advances in Neural Information Processing Systems*, volume 33, pp. 12438–12448. Curran Associates, Inc., 2020. URL <https://proceedings.neurips.cc/paper/2020/file/92c3b916311a5517d9290576e3ea37ad-Paper.pdf>.
- Tijmen Tieleman. Training restricted boltzmann machines using approximations to the likelihood gradient. In *Proceedings of the 25th International Conference on Machine Learning, ICML '08*, pp. 1064–1071, New York, NY, USA, 2008. Association for Computing Machinery. ISBN 9781605582054. doi: 10.1145/1390156.1390290. URL <https://doi.org/10.1145/1390156.1390290>.
- Mary Touranakou, Nadezda Chernyavskaya, Javier Duarte, Dimitrios Gunopulos, Raghav Kansal, Breno Orzari, Maurizio Pierini, Thiago Tomei, and Jean-Roch Vlimant. Particle-based fast jet simulation at the lhc with variational autoencoders, 2022. URL <https://arxiv.org/abs/2203.00520>.
- Ashish Vaswani, Noam M. Shazeer, Niki Parmar, Jakob Uszkoreit, Llion Jones, Aidan N. Gomez, Lukasz Kaiser, and Illia Polosukhin. Attention is all you need. *ArXiv*, abs/1706.03762, 2017.
- Max Welling and Yee Whye Teh. Bayesian learning via stochastic gradient langevin dynamics. In *Proceedings of the 28th International Conference on International Conference on Machine Learning, ICML'11*, pp. 681–688, Madison, WI, USA, 2011. Omnipress. ISBN 9781450306195.
- Jianwen Xie, Yang Lu, Song-Chun Zhu, and Yingnian Wu. A theory of generative convnet. In *International Conference on Machine Learning*, pp. 2635–2644. PMLR, 2016.
- Jianwen Xie, Yifei Xu, Zilong Zheng, Song-Chun Zhu, and Ying Nian Wu. Generative pointnet: Deep energy-based learning on unordered point sets for 3d generation, reconstruction and classification. *2021 IEEE/CVF Conference on Computer Vision and Pattern Recognition (CVPR)*, pp. 14971–14980, 2021.
- Sangwoong Yoon, Yung-Kyun Noh, and Frank Chongwoo Park. Autoencoding under normalization constraints. In *International Conference on Machine Learning*, 2021.
- Manzil Zaheer, Satwik Kottur, Siamak Ravanbakhsh, Barnabás Póczos, Ruslan Salakhutdinov, and Alex Smola. Deep sets. In *NIPS*, 2017.
- Shuangfei Zhai, Yu Cheng, Weining Lu, and Zhongfei Zhang. Deep structured energy based models for anomaly detection. In *International Conference on Machine Learning*, 2016.

## A EXPERIMENTAL DETAILS

**Datasets** For the standard EBM, we train on 300,000 simulated QCD jets. For the hybrid model EBM-CLF, we train on 300,000 simulated Standard Model jets (QCD jets, boosted jets originating from the W boson, and boosted jets originating from the top quark). For OOD detection test sets, we employ the hypothetical Higgs boson (in the decay mode of  $H \rightarrow hh \rightarrow (b\bar{b})(b\bar{b})$ ) with a mass of 174 GeV, which decays into two lighter Higgs bosons of 80 GeV. The intermediate light Higgs boson decays into two b quarks. All the jet samples are generated with a pipeline of physics simulators.

**Event Generation** QCD jets are extracted from QCD di-jet events that are generated with MadGraph (Alwall et al., 2011) for LHC 13 TeV, followed by Pythia8 (Sjöstrand et al., 2008) and Delphes (de Favereau et al., 2014) for parton shower and fast detector simulation. All jets are clustered using the anti- $k_T$  algorithm (Cacciari et al., 2008) with cone size  $R = 1.0$  and a selection cut in the jet transverse momentum  $p_T > 450$  GeV. We use the particle flow objects for jet clustering.

**Input Preprocessing** Jets are preprocessed before being fed into the neural models. Jets are longitudinally boosted and centered at  $(0, 0)$  in the  $(\eta, \phi)$  plane. The centered jets are then rotated so that the jet principal axis ( $\sum_i \frac{\eta_i E_i}{R_i}, \sum_i \frac{\phi_i E_i}{R_i}$ ) (with  $R_i = \sqrt{\eta_i^2 + \phi_i^2}$  and  $E_i$  is the constituent energy) is vertically aligned on the  $(\eta, \phi)$  plane.

**Hyper-parameters** Hyper-parameters are recorded in Table 3. Hyper-parameters for the transformer are chosen according to a jet classification task. We scan over the following hyper-parameter ranges:

$$\begin{aligned} \text{step size} &\in \{0.01, 0.1, 1.0, 10\} \\ \text{steps} &\in \{5, 10, 24, 60\} \\ \text{lr} &\in \{1\text{e-}3, 1\text{e-}4\} \end{aligned}$$

We found that fewer steps  $\{5, 10\}$  make training unstable. Thus the model prefers a larger number of steps and a smaller step size. However, 60 steps MCMC takes much longer time to train. We balance training efficiency and learning by choosing 24 steps.

Data	
input features	$\{(\log(p_T), \eta, \phi)_i\}_{i=1}^N$
input length	N=40 with zero-padding
Energy Function	
Number of layers $N_L$	8
Model dimension $d_{\text{model}}$	128
Number of heads	16
Feed-forward dimension	1024
Dropout rate	0.1
Normalization	None
MCMC	
Number of steps	24
Step size	0.1
Buffer size	10000
Resample rate	0.05
Noise	$\epsilon = 0.005$
Regularization	
L2 Regularization	0.1
Training	
Optimizer	Adam ( $\beta_1 = 0.0, \beta_2 = 0.999$ )
Learning rate	1e-4 (decay rate $\gamma = 0.98$ )

Table 3: Model settings.

## B ADDITIONAL RESULTS

### B.1 ABLATION STUDY

We explore the most crucial aspects of the model to test their functionality:

- With an energy function approximated with a Multi-Layer-Perceptron (MLP) net, we were not able to achieve quality generation.
- We tested different terms in the learning objective: only the traditional CD loss  $\mathcal{L}_{CD}$ , the CD loss plus the KL-upper-bound with LD gradients propagating only through all the LD step in each iteration  $\mathcal{L}_{CD} + \mathcal{L}_{KL\text{-upper-bound}}$ , and the CD loss plus the full KL divergence including the entropy term  $\mathcal{L}_{CD} + \mathcal{L}_{KL}$ .
- We also tried out the Hamiltonian Monte Carlo (HMC) (Neal, 2011) for the MCMC procedure. However, we were not able to achieve good performance in these experiments.

Results measured in the Jensen-Shannon Divergence of the high-level observables ( $p_T$  and  $M$ ) are recorded in Table 4. We note that in our current experiments, the entropy term is estimated with a nearest-neighbor estimator for which the L2 distance is employed. This might not be optimal for HEP data. Thus the relevant results in Table 4 are only listed for reference.

Ablation	JSD ( $p_T$ ) / $10^{-4}$	JSD ( $M$ ) / $10^{-4}$
Energy Function		
MLP	Fig. 5	Fig. 5
Learning Objective		
$\mathcal{L}_{CD}$	$1.4 \pm 0.1$	$12.8 \pm 0.3$
$\mathcal{L}_{CD} + \mathcal{L}_{KL\text{-upper-bound}}$	$1.4 \pm 0.2$	$2.7 \pm 0.3$
$\mathcal{L}_{CD} + \mathcal{L}_{KL}$	$3.0 \pm 0.2$	$8.9 \pm 0.5$
MCMC Dynamics		
HMC	24	30

Table 4: Ablation study on different components of the model, training strategies, and training techniques. Since the MLP-based model is not able to produce high-quality samples, we instead show the observable distributions (Fig. 5) to visually show the failure patterns. For models that are able to generate high-quality samples, we show the averaged metrics (over 5 sampling processes with different random seeds) and the standard deviations.

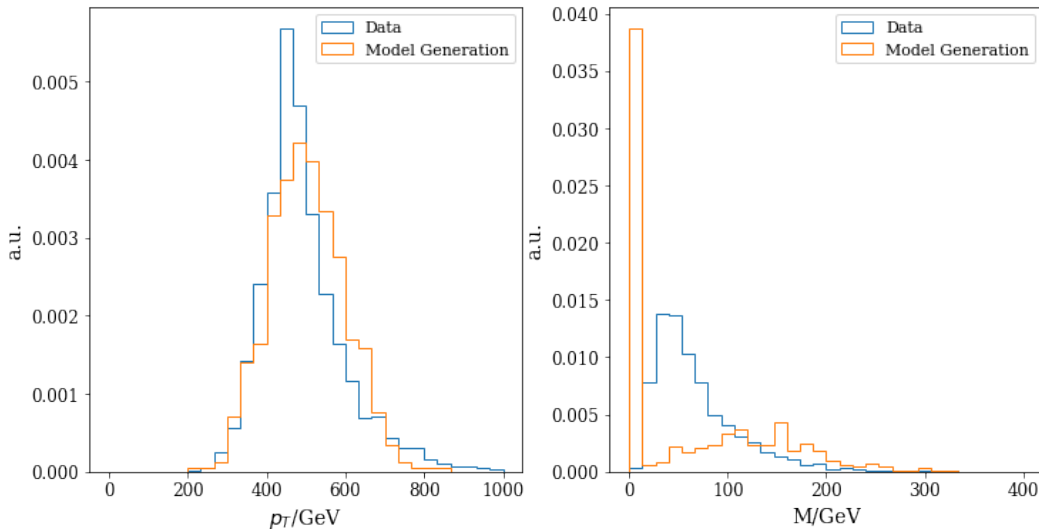


Figure 5: Typical high-level observable distributions for MLP-based models.

## B.2 CLASSIFICATION PERFORMANCE OF EBM-CLF

The classification accuracies for EBM-CLF are recorded in Table 5. EBM-CLF performs on par with the fully supervised classifier ParticleNet (Qu & Gouskos, 2020), while EBM-CLF is trained on a smaller dataset. When we empirically down-weight the term  $\log p(y|\mathbf{x})$  (decrease  $\kappa$  in Eq. 9), the classification performance drops correspondingly.

$$\log p(\mathbf{x}, y) = \log p(\mathbf{x}) + \kappa \log p(y|\mathbf{x}). \quad (9)$$

Model	Top-1 Accuracy	Top-2 Accuracy
ParticleNet(Qu & Gouskos, 2020)	0.871	0.976
EBM-CLF ( $\kappa = 1.0$ )	0.850	0.969
EBM-CLF ( $\kappa = 0.5$ )	0.708	0.906
EBM-CLF ( $\kappa = 0.1$ )	0.679	0.852

Table 5: Classification performance on QCD/W/Top 3-way classification.

## B.3 ADDITIONAL PLOTS

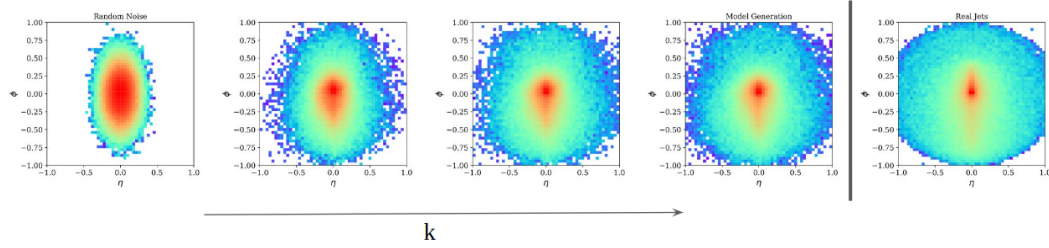


Figure 6: Jet images averaged over 10000 jet samples. From left to right, we show the initial random noises (*left-most*), EBM-generated jet samples by the MCMC chains in intervals (*middle*), and Real jets (*right-most*).

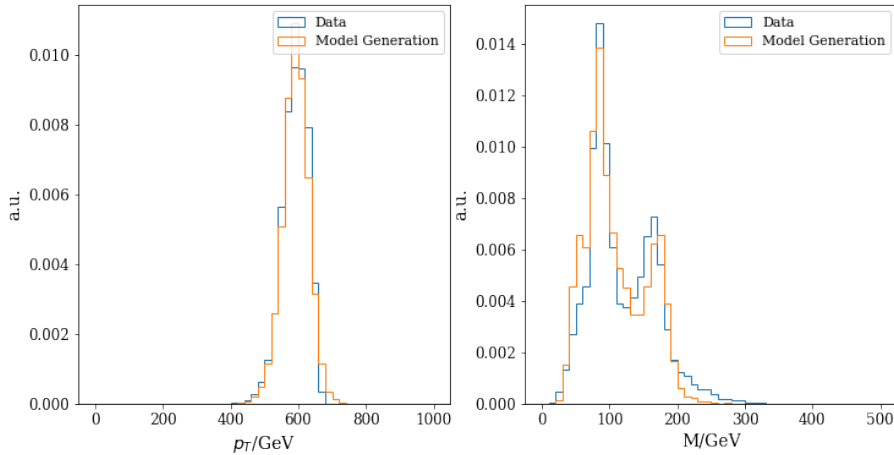


Figure 7: High-level observables for the generated samples from EBM-CLF.



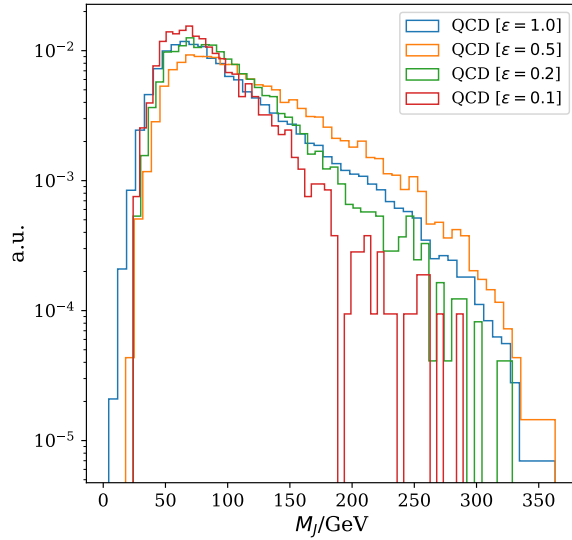


Figure 8: Background mass distributions under different acceptance rates  $\epsilon$  after cutting on the energy score from the EBM.

## C REPRODUCIBILITY STATEMENT

To ensure reproducibility and encourage open-source practice in the HEP community, we release the code implementation in <https://github.com/taolicheng/EBM-HEP>. The training sets and test sets are accessible at (Leissner-Martin et al., 2020; Cheng, 2021). Due to difficulties in aligning model comparison protocols for different research groups, we thus focus on methods with code publicly available, that serve as credible baselines, for model comparison.