

Geodiversity of hunger research: country focus and its regional and international actors

Philip J. Purnell
Centre for Science and Technology Studies,
Leiden University,
P.O. Box 905, 2300 AX Leiden, The Netherlands
Tel: +971 50 552 9356
p.j.purnell@cwts.leidenuniv.nl
ORCID: 0000-0003-3146-2737

Abstract

As we address the grand challenges of our time, inclusivity and representation become key success factors. This study examined the geodiversity of researchers through a case study of publications related to the United Nations SDG 2: Zero hunger. We assumed topical focus if a country was mentioned in the title or abstract of an article. We also determined author location through their institutional affiliation. We organised 60,000 hunger-related publications by country focus and by country affiliation according to the 2021 Global Hunger Index country categories. This revealed insights into the share of research into hunger conducted by academics based in affected areas and the relationship between local and international researchers.

Only 41% of hunger-related publications that focus on countries in the GHI alarming or extremely alarming categories feature authors affiliated to institutions in those countries. Even fewer of those publications feature locally based authors in first or last position. These numbers gradually reverse as the level of hunger declines. We urge caution before leaping to conclusions related to ‘helicopter’ research based on author affiliations and authorship position. A manual examination of randomly sampled papers suggests that many underlying factors contribute to the overall trends.

Keywords

Place-based research – geographical diversity – SDG 2 – Hunger – helicopter research – author position

1. Introduction

Sustainable development has been a global agenda since the 1980s with increasing involvement of the scientific community (Brundtland, 1987; Hassan, 2001; IUCN–UNEP–WWF, 1980; Kates et al., 2001). During many of these discussions, it has been established that studies of society’s most pressing challenges offer more value when conducted at locations where most impact is felt (Balvanera et al., 2017; Mirtl et al., 2018; Sutterlüty et al., 2018). Using bibliometric data, we can conduct large scale studies of the geographical focus of research articles by looking at the titles and abstracts of publications. This macro level analysis enables us to build a picture of which countries researchers are focusing on.

A related question is where researchers are physically located. There is a notable difference between the global, often theoretical perspectives of well-funded academics in countries with established research infrastructure, and the action-based urgency of resource-poor local scientific communities in developing countries (Kates, 2011). There is growing concern about practices of researchers from wealthy nations using samples or data from developing regions (e.g., Amugune & Otieno-Omutoko, 2019; Bockarie, Machingaidze, Nyirenda, Olesen, & Makanga, 2018; van Groenigen & Stoof, 2020). By using author affiliations on published research, we can contribute quantitative analyses to support this discussion.

Cooperation between well-funded international scientists and academic communities in developing regions is of course to be encouraged, provided it is conducted in an ethical manner. Guidelines have been published before (Yakubu et al., 2018), although they were initially centred around the actions of individual scientists. There are now growing calls for oversight of how these partnerships are managed by funders, societies, and academic publishers (e.g., Aramesh, 2019; Heinz, Holt, Meehan, & Sheppard, 2021; Nature, 2022; PLOS, 2021). The 2022 World Conference on Research Integrity hosted a discussion that will lead to a “Cape Town Statement” on equitable research partnerships (Horn et al., 2022). Analysis of international collaboration and author position may provide data to further this discussion.

In our study, we use bibliometric data to find out to what extent research is conducted where its impact is most needed. With nearly one in ten people today suffering from chronic hunger (von Grebmer et al., 2020), we chose SDG 2 as the focus of this case study.

1.1. Research questions

To understand the geodiversity of research into alleviating hunger, we seek to compare the topical focus of scholarly research with individual countries. There are nearly 60,000 research papers related to SDG 2 – Zero Hunger published between 2016 and 2021 and indexed in the Dimensions database. We search within the title and abstract of these papers for mentions of countries as a proxy for their geographical topic focus. We then classify the papers by the severity of hunger in the country of focus using the groups defined by the 2021 GHI. Therefore, our first research question is: *To what extent is SDG 2 related research focused on countries affected by hunger?* There is evidence that place-based research that addresses major societal challenges offers benefits to local communities. Representatives of local communities have a deep understanding of local problems, cultural proximity to societal impact, and intrinsic motivation to build solutions. Consequently, greater involvement of locally based academics in countries affected by hunger is likely to improve outcomes. We look at the country affiliation of authors in the SDG 2 related research papers and match them with the hunger severity groupings described by the GHI. Our second research question is: *To what extent are local scholars involved in SDG 2 related research?*

Cooperation between academics in countries afflicted by severe hunger and scholars from wealthy countries with long established research infrastructures is potentially beneficial. Researchers in wealthy countries answering the UN call to end global hunger may share ideas, provide expertise, and offer access to funding. Recent editorials have raised concerns about the inequality of international partnerships and even questioned the motives of collaborating researchers from wealthy countries. Analysis of authorship position on the SDG 2 related papers enables us to shed light on the inferred relative seniority of academics from hunger-stricken countries and collaborators from less affected areas. Our third research question is therefore: *To what extent are research publication partnerships between international experts and local scholars equal?*

There is broad consensus that hunger is a global problem affecting hundreds of millions of people around the world. The United Nations has described one of its sustainable development goals (Table 1) to eradicate hunger by the year 2030. Currently, the world is behind schedule (United Nations, 2022) and needs to urgently accelerate progress. Scholarly research can play a role in addressing this challenge at universities and specialised research institutions.

1.2. SDG 2: The goals and targets

Table 1. United Nations SDG 2 goals and targets

SDG	2
Short name	Zero hunger
Long name	End hunger, achieve food security and improved nutrition and promote sustainable agriculture
Targets	<p>2.1 By 2030, end hunger and ensure access by all people, in particular the poor and people in vulnerable situations, including infants, to safe, nutritious and sufficient food all year round</p> <p>2.2 By 2030, end all forms of malnutrition, including achieving, by 2025, the internationally agreed targets on stunting and wasting in children under 5 years of age, and address the nutritional needs of adolescent girls, pregnant and lactating women and older persons</p> <p>2.3 By 2030, double the agricultural productivity and incomes of small-scale food producers, in particular women, indigenous peoples, family farmers, pastoralists and fishers, including through secure and equal access to land, other productive resources and inputs, knowledge, financial services, markets and opportunities for value addition and non-farm employment</p> <p>2.4 By 2030, ensure sustainable food production systems and implement resilient agricultural practices that increase productivity and production, that help maintain ecosystems, that strengthen capacity for adaptation to climate change, extreme weather, drought, flooding and other disasters and that progressively improve land and soil quality</p>

	<p>2.5 By 2020, maintain the genetic diversity of seeds, cultivated plants and farmed and domesticated animals and their related wild species, including through soundly managed and diversified seed and plant banks at the national, regional and international levels, and promote access to and fair and equitable sharing of benefits arising from the utilization of genetic resources and associated traditional knowledge, as internationally agreed</p> <p>2.a Increase investment, including through enhanced international cooperation, in rural infrastructure, agricultural research and extension services, technology development and plant and livestock gene banks in order to enhance agricultural productive capacity in developing countries, in particular least developed countries</p> <p>2.b Correct and prevent trade restrictions and distortions in world agricultural markets, including through the parallel elimination of all forms of agricultural export subsidies and all export measures with equivalent effect, in accordance with the mandate of the Doha Development Round</p> <p>2.c Adopt measures to ensure the proper functioning of food commodity markets and their derivatives and facilitate timely access to market information, including on food reserves, in order to help limit extreme food price volatility</p>
--	--

Source: United Nations resolution A/RES/71/313

2. Literature review

2.1. Place-based research

The notion of place-based research and knowledge exchange refers to involving the local community in addressing a problem specific to their geographical location. The true benefit of the place-based research model is achieved by attracting ideas and people into a specific place where they gain access to local knowledge (Billick & Price, 2010; The British Academy, 2021).

The local context provided by place-based studies (Gerlak et al., 2018) offers great benefits when addressing major societal challenges starting with a basic

understanding of the problem. Definitions of water security have been found to vary between geographical regions, with specific definitions arising in regions with more severe water security concerns (Cook & Bakker, 2012). With diverse and expanding definitions, place-based research plays an ever more important role in incorporating community context in our understanding of societal challenges such as water security (Gerlak et al., 2018).

Mukhtarov, Dieperink, & Driessen (2018) used 32 place-based case studies to provide data for a systematic review that examined the role of information and communication technologies on public participation in community-based water governance in particular locations. Similarly, place-based studies have been advocated in healthcare where regional phenotypic and epidemiological differences could help study and treatment of disease (Anyigba, Awandare, & Paemka, 2021; De et al., 2022). Some have called for future research into obesity to use a place-based approach (DeBono, Ross, & Berrang-Ford, 2012) that incorporates the role of the individual, household and interaction with local communities.

Reyes-García et al. (2019) note that locally grounded data sources such as indigenous and local knowledge has the potential to contribute an additional layer of knowledge to research on the impact of climate change on social-ecological systems. According to Martín-López, Balvanera, Manson, Mwampamba, & Norström (2020) and Chavarro, Tang, & Rafols (2014), achievement of global sustainability targets requires deeper understanding of social-ecological interactions between geographical regions which are more effectively elicited through place-based research.

In a paper on environment-related migration in the Ethiopian highlands, Groth, Hermans, Wiederkehr, Kassa, & Thober (2021) concluded that including local communities in the study improved the understanding of the local soil degradation problem and strategies for effective change. Similarly, food security strategy has shown to benefit from local knowledge when analysing choices faced specifically by farmers in Northern Thailand (Charoenratana, Anukul, & Rosset, 2021). In Central America, efforts are made to integrate place-based research incorporating local and experiential knowledge of the agricultural system with crop-climate modelling research (Beveridge, Whitfield, & Challinor, 2018)

It is clear that to reap maximum benefits of place-based research, we need the participation of local communities in research projects that address challenges most relevant to them. Unfortunately, that is not always the case as we see from the

bibliometric literature (e.g., O'Grady, 2022; Srinivasan, Johari, & Jesani, 2018; Tegli, 2018; Zhao & Zhang, 2018).

2.2. Helicopter research

International collaboration is naturally welcomed when humanitarian tragedies occur. The 2013-2016 Ebola virus disease outbreak in West Africa generated international attention and stimulated collaboration that involved collaborative clinical studies, training of local outbreak responders, and the establishment of diagnostic and surveillance laboratories (Arias et al., 2016; Heymann, Liu, & Lillywhite, 2016; Yozwiak et al., 2016). Attempts to improve capacity of West African communities to respond to disease outbreaks have been termed 'rooted' collaboration (Yozwiak et al., 2016) because of the co-creation of sustainable local capacity building. Lamentably, not all the international collaborators contributed in the same spirit and some were described as sub-optimal 'parachute' research (Heymann et al., 2016).

Helicopter or parachute research (North, Hastie, & Hoyer, 2020) portrays the image of privileged academics who come to troubled regions from wealthy countries and avoid real collaboration with local scientists. These researchers are said to drop in, collect samples, and leave, sometimes without the knowledge or permission of authorities in the visited country (Heymann et al., 2016).

Others have used the term 'colonial research' or 'neo-colonial research' (Minasny & Fiantis, 2018) to suggest that scholars from developed economies feel entitled to take samples from less well developed areas for their own purposes and limit the input of local colleagues.

Where local scientists are excluded from collaboration, or their role is limited to locating and collecting samples, international research teams miss an opportunity to increase the capacity of scholars at the collection site and offer little benefit to the local community (Minasny & Fiantis, 2018). Following the particularly devastating Indonesian peat fires of 2015 that destroyed vast areas of peatland, local scientists set out practical solutions as a priority, and encouraged research into responsible and effective peatland management (Sabiham, Setiawan, Minasny, & Fiantis, 2018). These authors lamented international teams in Indonesia concentrating efforts on more academic research into deforestation, greenhouse gas emissions, and peat fires with less practical value.

As research becomes more collaborative, the number of authors per paper has grown more than five-fold in the last 100 years (Aboukhalil, 2014). That makes the relative contribution of authors less obvious, and readers have turned to proxies such as author position to infer leadership of research projects. In academic literature, first and last author positions are considered 'key' contributors (Mattsson, Sundberg, & Laget, 2011; Wren et al., 2007). The corresponding author also holds considerable weight and has been shown to coincide most frequently with first and then last author position (Mattsson et al., 2011).

Africa-based authors are traditionally underrepresented in the scientific literature. An analysis of author affiliation position on 1,182 biomedical studies conducted in Africa, showed over 93% featured at least one Africa-based co-author (Mbaye et al., 2019). However, Africa-based co-authors featured in fewer than half the articles in first author position, and even fewer in the prestigious last author position. A similar study concurred (Hedt-Gauthier et al., 2019) and called on the research community from high income countries to challenge the established power balance. Despite increased inclusion of local scholars in Africa-based research, inequity remains regarding their relative roles in the team.

The scholarly community has begun to call for action to discourage helicopter or parachute research and instead promote ethical and sustainable collaboration with academics from low- and middle-income countries. A group of editors and researchers published a consensus statement to promote equitable authorship which includes practical advice to journal editors on evaluating manuscript submissions resulting from international collaborations (Morton et al., 2022).

A related discussion has been published in *Geoderma*, about the prevalence of helicopter research in soil science, along with the limited involvement of local knowledge owners, and the lack of structural improvement in the community at the place of the study (van Groenigen & Stoof, 2020). One participant from Ethiopia suggested building local capacity in young scientists through involvement of students from Masters and PhD programmes who should be first authors where they conducted the work (Haile, 2020). As part of the same discussion, Giller (2020) described how the Dutch research funding agency, NWO-WOTRO Science for Global Development made its grants subject to a compulsory workshop with stakeholders from the country of the proposed study. The workshops often led to closer collaboration between the

local and visiting scientists (Giller, 2020). Other journals have taken similar steps to tackle helicopter research and ethics dumping (Morton et al., 2022; Nature, 2022).

2.3. Hunger

Hunger is a complex problem that is interlinked with political or military instability, e.g. South Sudan (Mayai, 2020), Yemen (De Souza, 2017). In regions under civil and military conflict, severe malnutrition contributes to mortality (Leaning & Guha-Sapir, 2013; Salama, Spiegel, Talley, & Waldman, 2004). Under such circumstances, the local education and research infrastructure is often limited (Lai & Thyne, 2007) and much of the work is conducted by researchers in other countries or foreign non-governmental organizations (Ford, Mills, Zachariah, & Upshur, 2009; Kalleberg, 2009). Following high profile events such as famine or war, it is natural to want to help. However in some cases, Western researchers have arrived in affected regions with pre-conceived research protocols thereby limiting the role of local participants and scholars (Asiamah, Awal, & MacLean, 2021). In the context of de-colonising research paradigms, a progressive approach is preferred which involves local scholars and participants in an inductive and iterative way (Firchow & Gellman, 2021; Yom, 2014). Studies of the dynamics between the researcher and the researched have demonstrated benefits in an inclusive approach where those with local knowledge are included at every stage of the research design (Riley, Schouten, & Cahill, 2003) including the very question being addressed. That way, international research teams ought to engage local participants as actors with agency (Gellman, 2021) and avoid limiting their roles.

3. Data and Methods

3.1. Data sources

We extracted publications from a version of the Dimensions database hosted by the Centre for Science and Technology Studies (CWTS) at Leiden University. Dimensions tags publications considered relevant to sustainable development goals (Wastl, Fane, Draux, & Diwersy, 2021; Wastl, Hook, Fane, Draux, & Porter, 2020), and we selected all records linked to SDG 2: Zero Hunger. The time window used was six full publication years (2016 – 2021). We included journal articles, conference papers, books, monographs, and book chapters, but excluded preprints because they have not been peer-reviewed. We also excluded papers that did not list any author

affiliations because the affiliations formed an important part of our analysis. We used the Dimensions database because it has broader coverage than other databases (Hook, Porter, & Herzog, 2018; Visser, van Eck, & Waltman, 2021).

We used the most recent UN estimates of country population (The World Bank, 2022).

3.2. Geographical topic focus and location of researchers

We counted the number of publications in which a country was mentioned in either the title or abstract of the article. These were termed ‘country mentions’. If one or more countries within one of the GHI categories were mentioned in a publication, then it counted as one mention for the category. If one or more countries were mentioned in the publication for two categories, then it counted as one mention for each category. To determine the geographical location of researchers, we examined the countries in the author affiliations of each paper. These were termed ‘country affiliations’. Similar to the mentions, if one or more country affiliation in any one category appeared in a publication, then it counted as one country affiliation for that category. Meanwhile, if one or more country affiliations were found from two GHI categories, it counted as one country affiliation for each category.

3.3. Global Hunger Index country classification

For ease of comparison, we present the results in groups of countries, rather than individual nations. As the case study uses SDG 2 research, we classified papers by country according to the categories as described in the Global Hunger Index 2021 report (von Grebmer et al., 2021) and shown in Appendix A. In order to create these categories, the GHI ranked countries using a composite score based on four indicators (Table 2); undernourishment, child wasting, child stunting, and child mortality (Wiesmann, Biesalski, von Grebmer, & Bernstein, 2015). There was sufficient data to calculate individual scores for 116 countries. An additional 12 countries were provisionally designated and for seven countries there was insufficient data for even a provisional categorisation. We assigned countries to categories if they were assigned or provisionally assigned by the GHI 2021 report but did not include the remaining seven countries in the study.

Table 2. Global Hunger Index composition

Dimension	Indicator	Weighting	Source
-----------	-----------	-----------	--------

Inadequate food supply	Calorie deficiency Proportion of the population that is undernourished	1/3	UN Food and Agriculture Organization (FAO)
Child undernutrition	Proportion of children <5 yrs. suffering from stunting	1/6	UN United Nations Children's Fund (UNICEF) World Health Organization (WHO) World Bank
	Proportion of children <5 yrs. suffering from wasting	1/6	UN United Nations Children's Fund (UNICEF) World Health Organization (WHO) World Bank
Child mortality	Child <5 yrs. mortality rate	1/3	UN Inter-Agency Group for Child Mortality Estimation (UN IGME)

Source: Global Hunger Index 2021 (von Grebmer et al., 2021)

The International Food Policy Research Institute (IFPRI) was founded in 1975 and organises research projects in the areas of food supply, nutrition, food trade systems, agricultural economies, and governance. It also runs country level research programmes because of the different challenges faced by each country (International Food Policy Research Institute, 2021) and the different opportunities to address them. The information gathered at country level can help us identify where the problem is most acute.

3.4. Comparing country focus with country affiliation

We counted the countries in each of the GHI 2021 categories and aggregated the combined population for each category. In order to address our first research question about the extent to which SDG 2 research focuses on countries afflicted by hunger, we then calculated both the absolute number of country mentions and the number of country mentions normalised for aggregated population for each category. Similarly,

we counted both the absolute number of country affiliations and the country affiliations normalised for aggregated population for each category.

To address our second research question about representation of local scholars, we then calculated the number of overlapping papers that feature both country mentions and country affiliations from the same category and present the results as a Venn diagram. The diagram also enables us to visualise the number of non-overlapping papers. Papers that mention countries from a category but feature no authors with affiliations from countries in the same category are of interest. They might represent research on hunger-stricken areas conducted without local input. We can also see papers with authors based in countries in GHI categories that don't focus on countries in the same category. These are also interesting and worthy of further investigation.

3.5. Manual examination of sample non-overlapping papers

To investigate the non-overlapping papers, we manually analysed 100 mentions-only papers to determine the precise subject under study, the regional nature of the paper, and the reason that no author affiliations were included. We conducted the contrary manual investigation on 100 affiliations-only papers to determine the reason no country mentioned were present. For the sample analyses, we grouped countries by GHI categories and assigned papers to the most severe category it could belong. For example, a publication that mentioned a country from the low hunger category and another country from the serious category was only counted in the serious category. This way, we avoided papers being counted in multiple categories. We then randomly selected 20 papers per country category and accessed the published PDF document to determine the topic, regional focus, and the reason for lack of country affiliation (in the mentions-only group) or the lack of country mention (in the affiliations-only group).

3.6. Equality of research partnerships

To address our third question about the equality of research collaborations, we determined the author position for each paper and aggregated them for each GHI country category. We then presented the share of first author country affiliations, last author affiliations, and overall country affiliations from each of the country categories. First and last author positions are often used as a proxy for seniority in research projects and these analyses can therefore contribute to the discussion on the equality of partnerships.

4. Results

4.1. Geographical focus and author affiliations

The Dimensions SDG 2 database contains 59,778 papers published between 2016 and 2021 that are related to SDG 2 – Zero hunger. In one third of these papers, the authors mention at least one country in the title or abstract. In the context of our first research question, we note that 26% of the papers mention countries listed in the Global Hunger Index 2021 report. We assume that where a country is mentioned in the title or abstract, the article focuses to some extent on that country.

Within the same Dimensions SDG 2 dataset, 31,769 (53%) of the 59,778 publications featured author affiliations in countries listed in the categories of the GHI 2021 report. The remaining 47% of hunger research papers did not feature any authors from countries assessed for hunger by the GHI. Our second research question is about the extent of local participation, and we therefore analyse these affiliations in more detail. The number of countries with their combined populations and number of author country affiliations are shown in Table 3. There is only one country in the extremely alarming category (Somalia), and we have therefore combined the two most severe categories as ‘alarming / extremely alarming’. We also show the number and combined population of countries not assessed for the GHI. The ‘not assessed’ category includes many of the world’s wealthy and economically developed nations. For a full list of country categorisation, see Appendix A.

Table 3. GHI country categories by population, country mentions and affiliations

GHI Hunger category	# Countries	Combined population	Mentions	Mentions per pop (m)	Affiliations	Affiliations per pop (m)
Alarming / extremely alarming	10	232	434	1.87	288	1.24
Serious	37	2610	7281	2.79	12873	4.93
Moderate	31	1214	4475	3.69	7870	6.48
Low	50	2624	4776	1.82	13973	5.33
Not assessed	105	1235	4938	4.00	35834	29.02

In Table 3, we present the number of papers in which one or more countries from the categories are mentioned in the title or abstract of the paper, both as an absolute number and normalised for population. In the two columns on the far right, we show

the number of papers that feature at least one author with an affiliation in the country category, both as an absolute number and normalised for population.

The number of papers that mention countries in the most severe hunger categories is by far the lowest (see also Figure 1), although that may be because there are fewer countries in those groups. The Mentions per pop (m) column presents the number of papers that mention countries within a category normalised for the combined population of those countries. Within the GHI country categories, we see an interesting pattern. First, the countries in the low category have the fewest mentions per population. This is not surprising because the lower level of the problem perhaps warrants less attention than harder hit areas. The moderate countries have more than twice the number of mentions per population as the low countries. This is also understandable because the increased severity would logically warrant more mentions of the affected countries. However, as the severity of hunger increases from moderate, to serious, and then to alarming / extremely alarming, the number of mentions per population declines again. Interestingly, the frequency of mentions per population is higher for countries not assessed by the GHI than for any of the categories that are assessed. This is a counterintuitive finding because one would expect SDG 2 papers to focus more on countries affected by hunger.

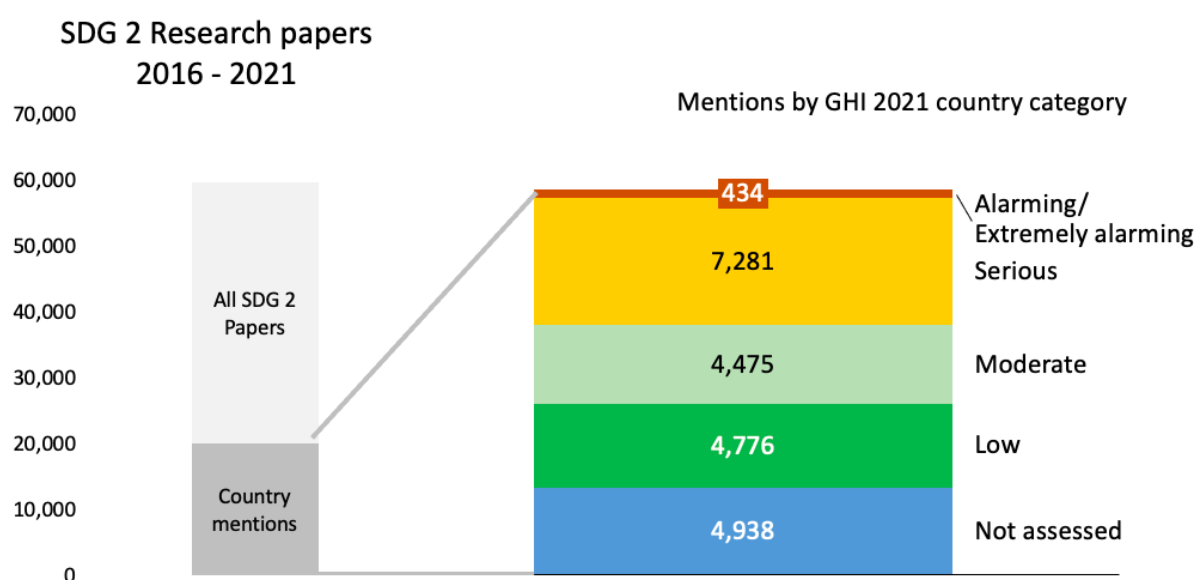


Figure 1. Geographical topic focus of SDG 2 research

The number of country affiliations per population is also higher in countries not assessed by the GHI (**Error! Reference source not found.**). This is expected because some of the world's most prolific publishing countries are in North America

and Western Europe and are not assessed for hunger by the GHI. Within the GHI categories, the affiliations per population also peaks in the moderate category and then declines markedly as the severity of hunger increases. This means the number of researchers affiliated to institutions in the countries studied is lowest in the alarming / extremely alarming categories.

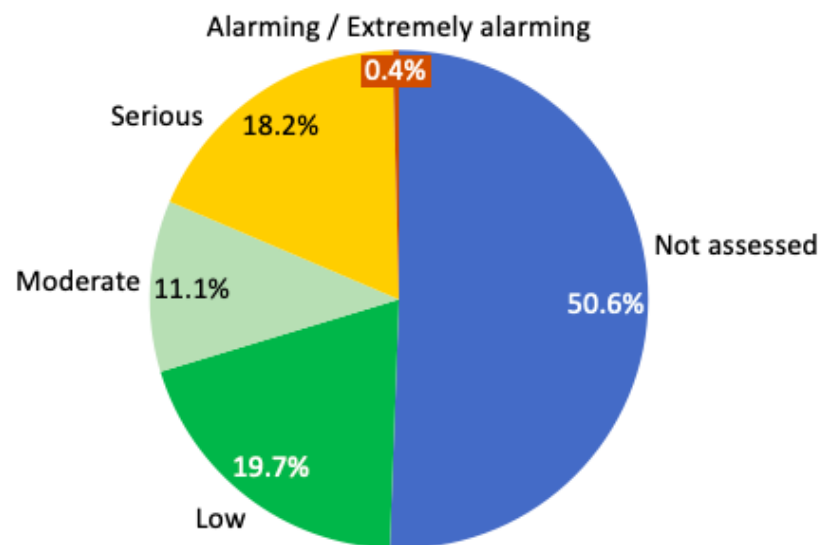


Figure 2. SDG 2 Author affiliations

4.2. Relationship between regional focus and regional authorship

We then set out to determine whether authors write about hunger in the country they live. We therefore compared the geographical focus dataset with the author affiliations. The relationship between country mentions and country affiliations is shown by GHI category in Figure 3.

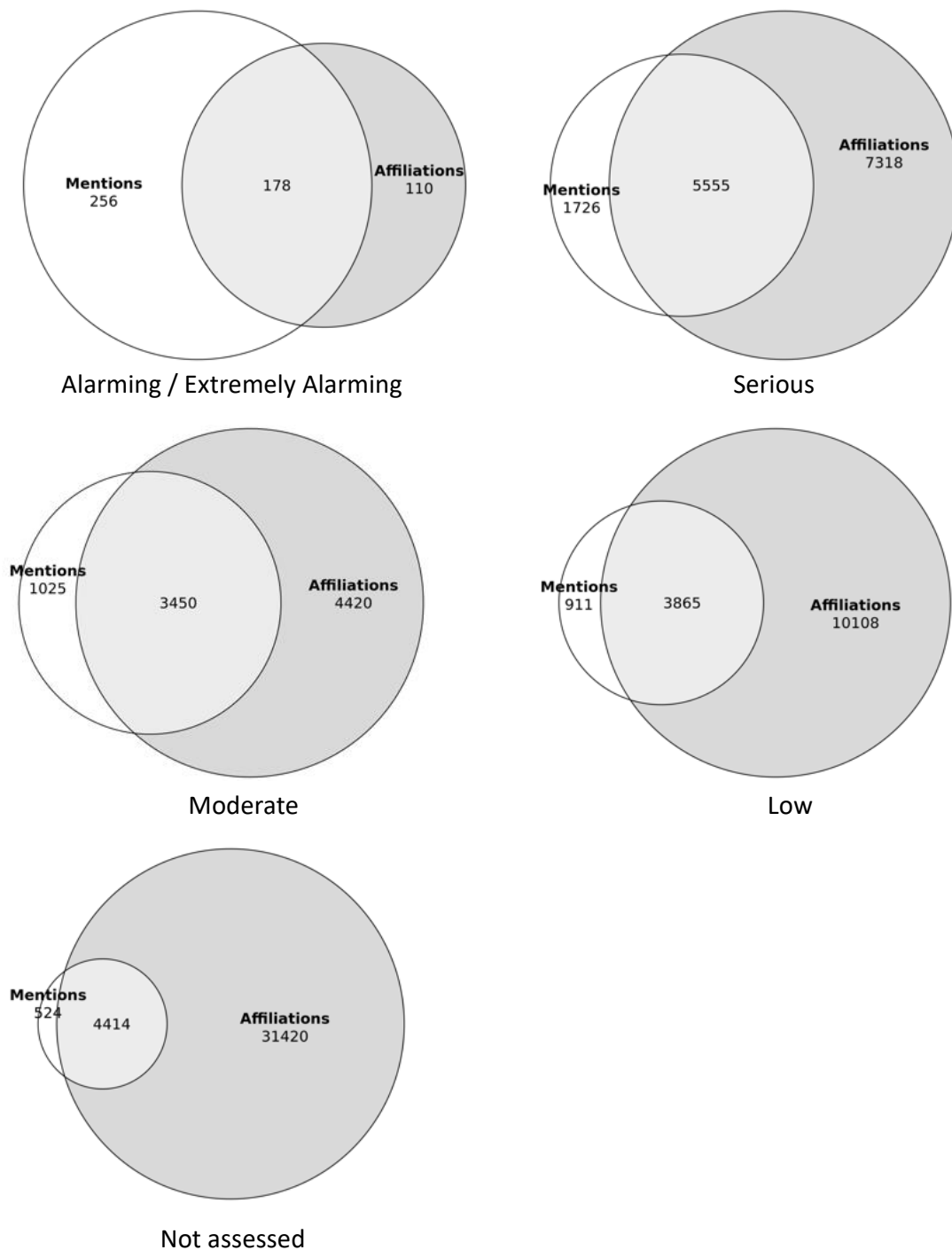


Figure 3. Mentions and affiliation for country categories

For each GHI category, the circle on the left represents the number of papers which mention at least one country in that category. If a paper mentions the same country more than once or more than one country in the same category, it still only counts as one paper for that category. However, if the paper mentions one or more papers in two categories, then it counts as one paper for each category. The circle on the right follows the same rules but refers to author's country affiliation.

We found a lot more papers that focused on countries in the alarming or extremely alarming country categories than papers with authors affiliated to institutions in those countries. Meanwhile in the less severe GHI categories, the share of mentions-only papers was relatively small. The mentions-only share increased in line with the severity of hunger, the greatest share seen in the alarming or extremely alarming categories. These papers have mentioned countries in the alarming or extremely alarming categories but none of the authors are affiliated to any institution in the same categories.

In Figure 4 we present the share of papers that mention countries from each GHI category that also feature at least one author from the same category (blue line). The orange line shows the share of author affiliations by GHI category that also focus on countries in the same category. For instance, the blue line shows that 41% of the papers that mention alarming or extremely alarming countries also feature at least one author affiliation from these categories. This is the lowest share and as the hunger severity decreases, the share of country mentions that also feature authors from the same category increases. Or otherwise put, as the severity of hunger increases, so does the share of papers that mention countries but do not feature authors based in the same category.

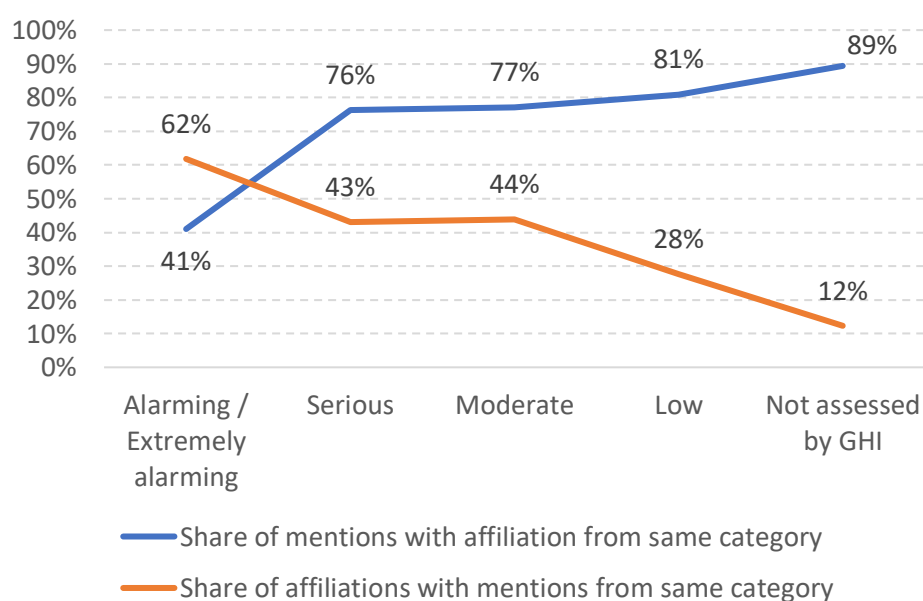


Figure 4. Share of mentions and affiliations by country category

The share of author affiliations by GHI category that also mention countries from the same category decreases as the severity of hunger decreases (orange line). Of the

papers with authors from countries with the most severe hunger problems, 62% also mention countries from the same category. This is the case for only 12% of the papers with authors from countries in the not assessed category.

4.3. Lack of local authors (mentions-only papers)

For the mentions-only papers, we present in Table 4 an analysis of 20 randomly sampled papers for each of the GHI categories. To avoid duplication, each publication is only assigned to the most severe GHI category. So, if a paper features one author from a country in the moderate category and another author from the low category, the paper was counted for the moderate category. Each sample is analysed from three perspectives: topic, regional focus, and reason for the lack of country affiliation.

Table 4. Mentions-only publication level analysis

	Alarming / Extremely alarming	Serious	Moderate	Low	Not assessed
Topic					
Food security and access	6	6	6	9	2
Nutrition and health	7	5	9	1	8
Agriculture and food production systems	4	4	5	6	8
Biodiversity	1	0	0	2	0
Trade conditions and food markets	2	5	0	2	2
Regional focus of study					
National	12	14	12	11	6
International (regional)	6	4	8	2	2
International (global)	2	2	0	7	12
Countries mentioned from category	0	0	0	0	0
Local data collected	6	10	12	4	7

Reason for no affiliation in countries from the mentioned group					
International researchers focusing on a different region	13	15	17	12	3
Researchers from neighbouring country	3	2	3	0	1
Passing mention of country in group although study not focused there	4	3	0	8	16

Sample data is made available in Zenodo (Purnell, 2023)

Our comparison between geographical focus and location showed that as the severity of hunger in the countries mentioned increases, fewer authors are affiliated to institutions located in those countries (Figures 3 and 4).

Through manual examination of sample papers, we noted more papers focused on 'food security', 'nutrition and health', and 'agriculture and food production systems', but did not observe differences related to the GHI categories. Those papers that focused on the higher severity hunger categories tended to be more national studies and collect more local data. We also discovered some interesting reasons for mentions-only papers not having authors affiliated to the same country categories that they focused on (Table 4).

We found that while authors may not be in the same country as that mentioned in the title or abstract, it doesn't mean they are very remote. We found several papers that featured authors in neighbouring countries to those mentioned. In one case (10.1186/s12889-020-08657-x), an international group sought to improve the criteria for community-based treatment of malnutrition in South Sudan. Some of the authors were based in Kenya, which shares a border with South Sudan. Another case (10.1080/03031853.2016.1243062) uses regional experience, including from one country in the alarming category, to describe considerations for smallholders to increase productivity in Central Africa. Three of the four authors, including those in both first and last author positions, are based in Sub-Saharan African countries but not in the alarming category. A third case (10.1007/978-3-030-77388-5_2) draws a link between the origins of agriculture in modern-day Southeast Turkey and Northern Syria and sustainable crop production. The mention of Syria means the article focuses

on a country in the alarming group, but the location of both authors being just inside Turkey implies remote authorship.

We also found some studies not really to be focused on countries that were mentioned in the title or abstract of the paper. This was caused by passing mention of a country. For instance, in the abstract of a study of a rice production system used throughout India (DOI: 10.1007/978-981-10-3692-7), the authors mention the method originated in Madagascar, and although Madagascar is not mentioned again, the paper has been classified as focusing on a country in the alarming category but without local authors. There were also misleading references such as Lake Chad. Chad is a country in the alarming category but Lake Chad spans four countries, the other three of which belong to less severe categories. Therefore, a paper on food security in Nigeria (10.1007/s40003-020-00475-2), whose authors are all based in Nigeria, was counted as remote authors focusing on a country in the alarming category due to the appearance of the term Chad.

4.4. Lack of country mentions (affiliations-only papers)

Next, we examined 20 randomly sampled affiliations-only papers for each of the GHI country categories (Table 4). Here, we looked at the topic, regional focus, and assessed the reason no countries in the GHI category were mentioned. The subject of the sample papers analysed were mainly 'nutrition and health' and 'agriculture and food production systems'. In the most severe GHI categories and in the countries not assessed by GHI, more papers focused on nutrition and health. We also found that in the most severe GHI categories, papers were more regionally focused whereas in the less severe categories the papers were more global.

Table 5. Affiliations-only publication level analysis

	Alarming / Extremely alarming	Serious	Moderate	Low	Not assessed
Topic					
Food security and access	1	0	2	1	3
Nutrition and health	11	3	8	7	14
Agriculture and food production systems	7	16	9	11	2
Maintenance of biodiversity	0	1	0	1	0

Trade conditions and food markets	1	0	1	0	1
Regional focus of study					
National	8	4	8	8	9
International (regional)	7	0	1	2	0
International (global)	5	16	11	10	11
Local samples collected	14	5	6	10	9
Reason category not mentioned					
Study focuses on other region, or has no regional focus	13	17	13	9	17
Local region is mentioned but not the country name	4	3	5	4	2
Local study but region not mentioned	3	0	2	7	1

Sample data is made available in Zenodo (Purnell, 2023)

We also examined samples of papers that feature authors in country categories but do not mention countries in those same categories (Table 5) to gain some insight into the reasons why authors' home countries were not mentioned. Most of these papers focused on countries in a category different to that in which the authors were located and others had no regional focus at all.

For instance, we found evidence of sharing knowledge and expertise gained in one area with fellow academics in another. In one example (10.1016/j.fcr.2021.108219) an author is based at the Africa Rice Center in Madagascar, which is in the alarming category, but the study is conducted in East African countries in the serious category. Similarly, we found a study (10.3390/su13147795) on poverty reduction in Nigeria, which is in the serious category, but three of the seven authors were from countries in the alarming category.

Many papers with author affiliations in the serious category were published by authors in India and focused on methods for improving agricultural methods and had no regional focus.

There were cases of local studies in which the authors chose not to mention the country at all in the title or abstract. One study (10.1155/2019/4740825) is a local clinical study with all the authors based in the Democratic Republic of the Congo and thanking a local hospital in the acknowledgements. But the authors have not mentioned the country in the title or abstract and the paper therefore appeared not to have a regional focus when equating country mentions with focus.

In some papers, the authors do mention the local nature of the study but not necessarily the country, instead using city names e.g., Royapettah (10.18203/2349-3291.ijcp20174153), islands e.g., Zanzibar (10.1093/cid/cix500), or simply referring to 'our nation' (10.1007/978-981-16-6124-2_1).

We noted that local samples were collected more frequently from countries in the serious and moderate hunger categories. Participation of local people was sometimes used to conduct household surveys where local knowledge and language may be helpful (Chavarro et al., 2014; Martín-López et al., 2020). These studies therefore may be a combination of place-based research and international collaboration.

In some papers, local collaborators were acknowledged and thanked in the publication even if they did not feature as authors of the study. Acknowledgements form part of the reward triangle bestowed by researchers on those who have helped or significantly influenced academic publications (Costas & van Leeuwen, 2012; Cronin & Weaver, 1995). The difference between a contribution that deserves 'only' acknowledgement and one worthy of co-authorship is a key distinction. The observation of acknowledgements in our analysis of sample papers warrants further examination in the context of partnerships between international project leaders and local participants. Paul-Hus et al. (2017) found important differences in team sizes by combining data on co-authors and acknowledged individuals.

4.5. Partnerships

To address our third research question about the equality of international partnerships, we analysed the author position in more detail. Last authors on academic papers are sometimes used as a proxy for senior authorship, while first author also signifies an important role. For 55,422 (93%) of the SDG 2 papers, we could identify the country affiliation of the first and last authors. We found that the last author has an affiliation in a country listed in the GHI 2021 categories on 40% of the SDG 2 papers.

Considering all SDG 2 papers, only 0.35% of author affiliations were from countries in the alarming or extremely alarming GHI country categories (Figure 5). The figure was even lower for authors in first (0.23%) and last author (0.17%) positions. Meanwhile, the combined population of the countries in the alarming and extremely alarming countries comprises 2.9% of the world's population. Authors from these countries are therefore underrepresented in scholarly research on hunger and especially underrepresented in lead author positions.

Authors from countries in the serious, moderate, and low GHI categories are also underrepresented when compared with their share of the world's population albeit to a lesser extent. And lead author positions are not very different from overall authorship. In those countries not assessed by the GHI, which includes relatively wealthy countries, the pattern is reversed with authors overrepresented compared with their combined share of the world's population.

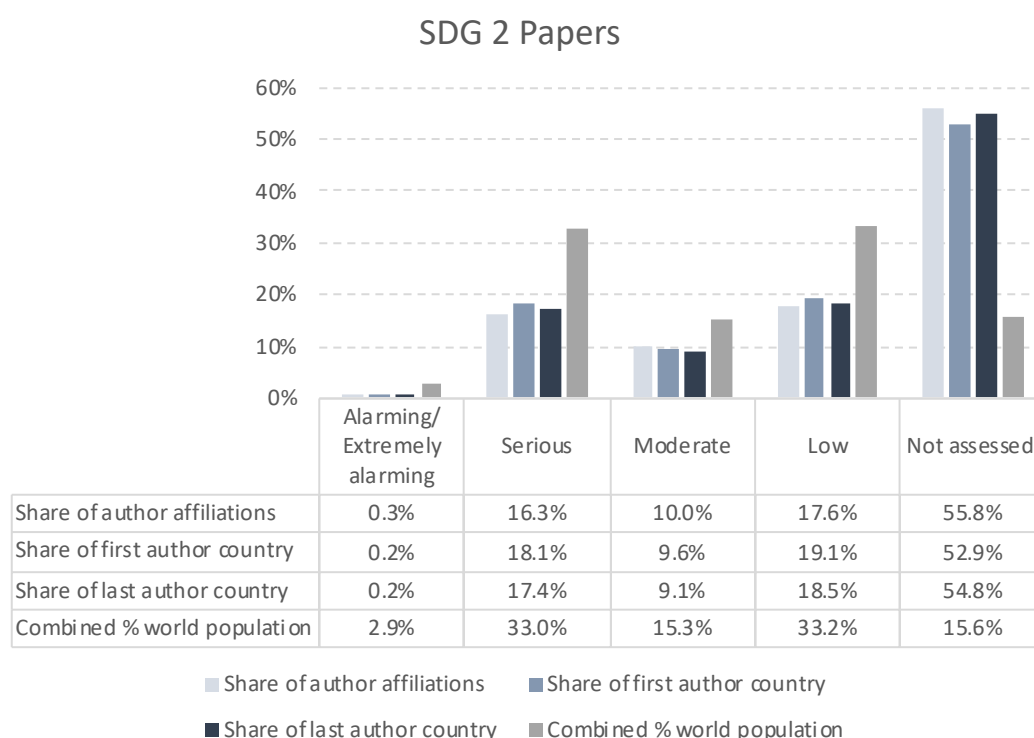


Figure 5. Author position - All SDG 2 papers

When researchers mention at least one country from the alarming or extremely alarming groups (Figure 6), there is much greater representation of authors affiliated to institutions in these same countries than their share of the global population. It is however notable that authors from these countries are underrepresented in last author position relative to their overall representation. Authors from other GHI categories are

underrepresented on papers that mention alarming or extremely alarming countries. Authors from countries not assessed by GHI are again overrepresented, especially in the lead author positions. These findings could be interpreted as showing that international academics from wealthy nations more frequently lead studies on the most severely affected regions than local authors.

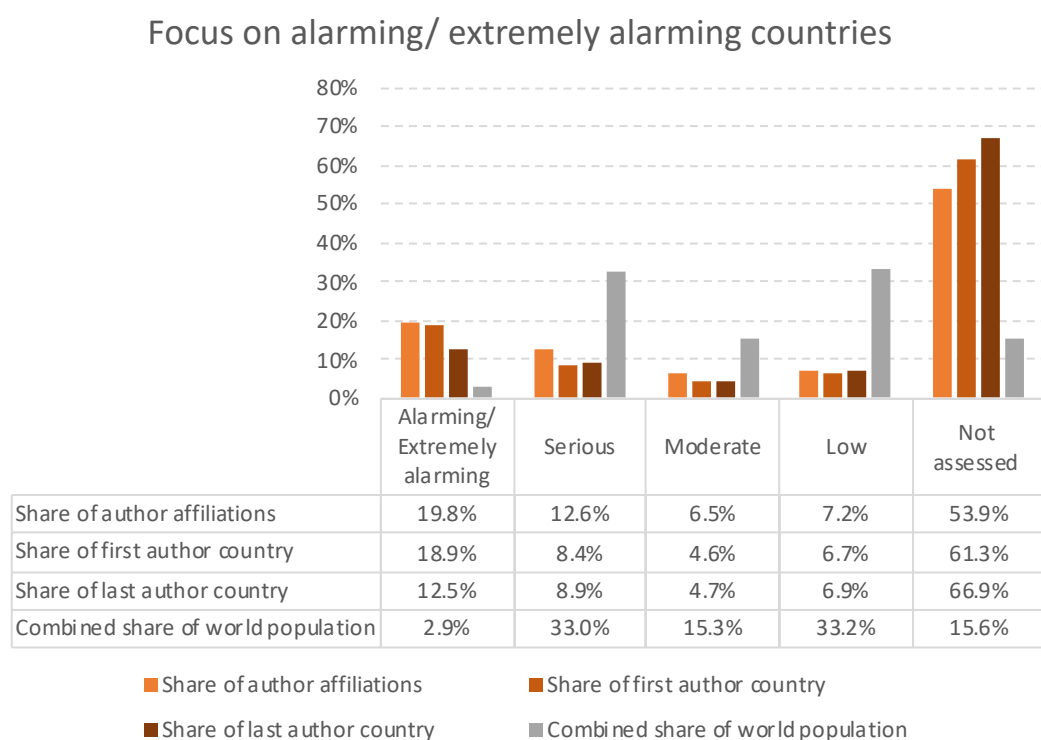


Figure 6. Author position - SDG 2 papers focusing on countries in the 'alarming' or 'extremely alarming' GHI categories

Figures 7 – 10 show a similar pattern in which there is a higher representation of authorship from the country category that has been mentioned in the articles. The not assessed countries are always overrepresented regardless of which countries are mentioned in the papers.

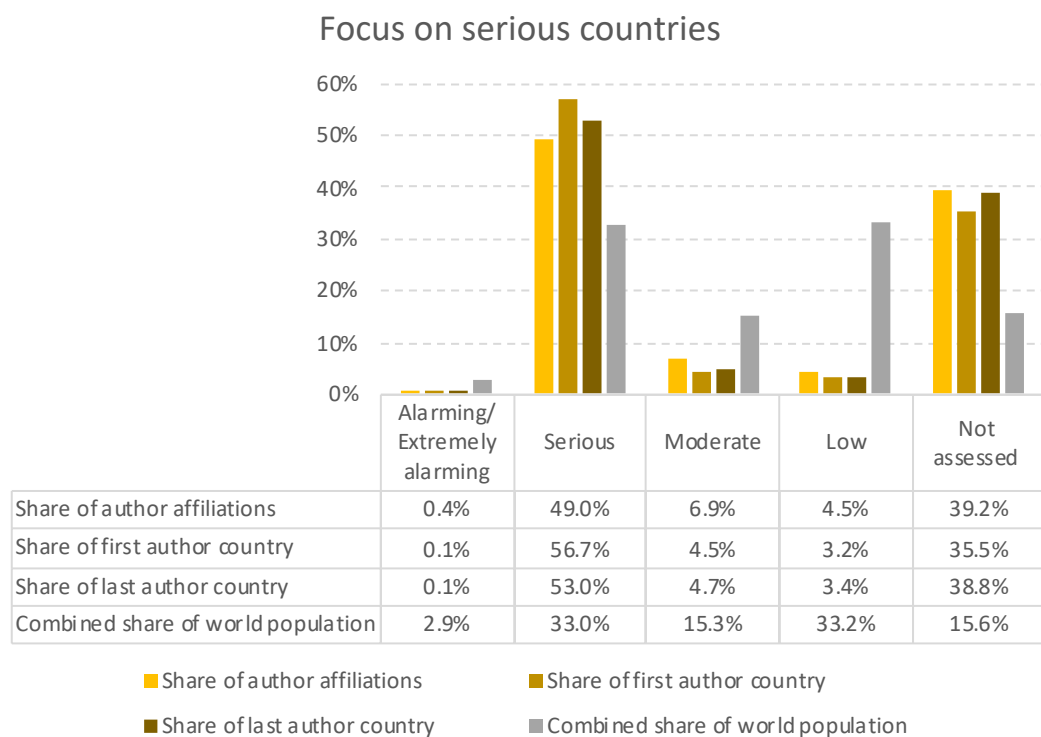


Figure 7. Author position - SDG 2 papers focusing on countries in the 'serious' GHI category

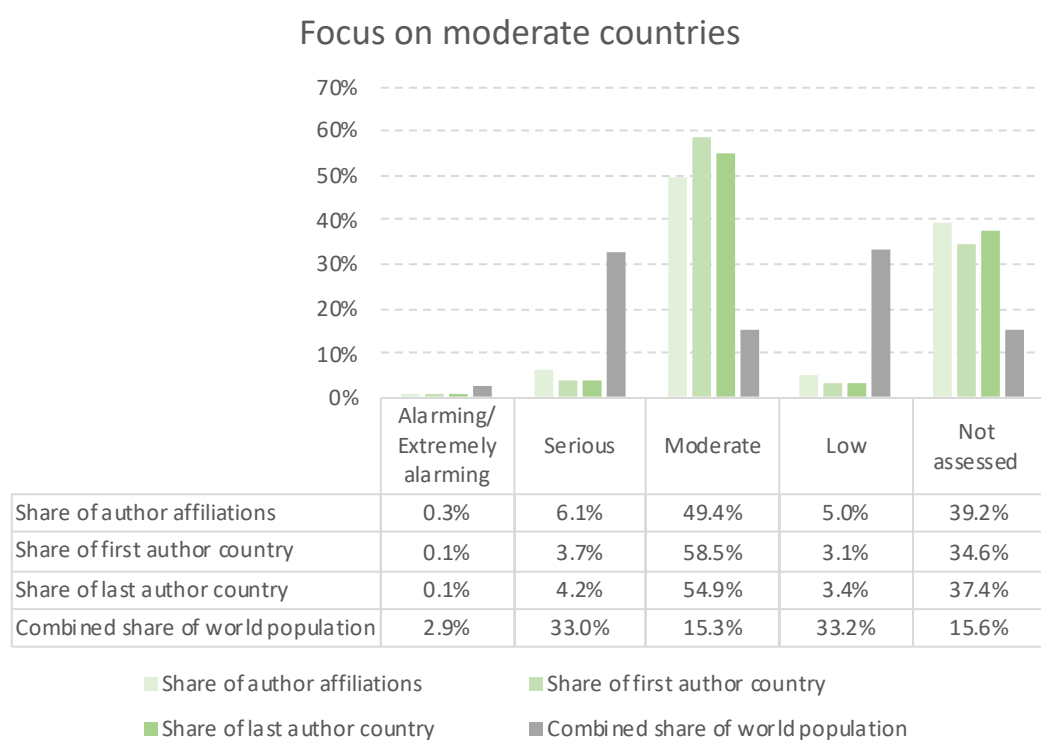


Figure 8. SDG 2 papers focusing on countries in the 'moderate' GHI category

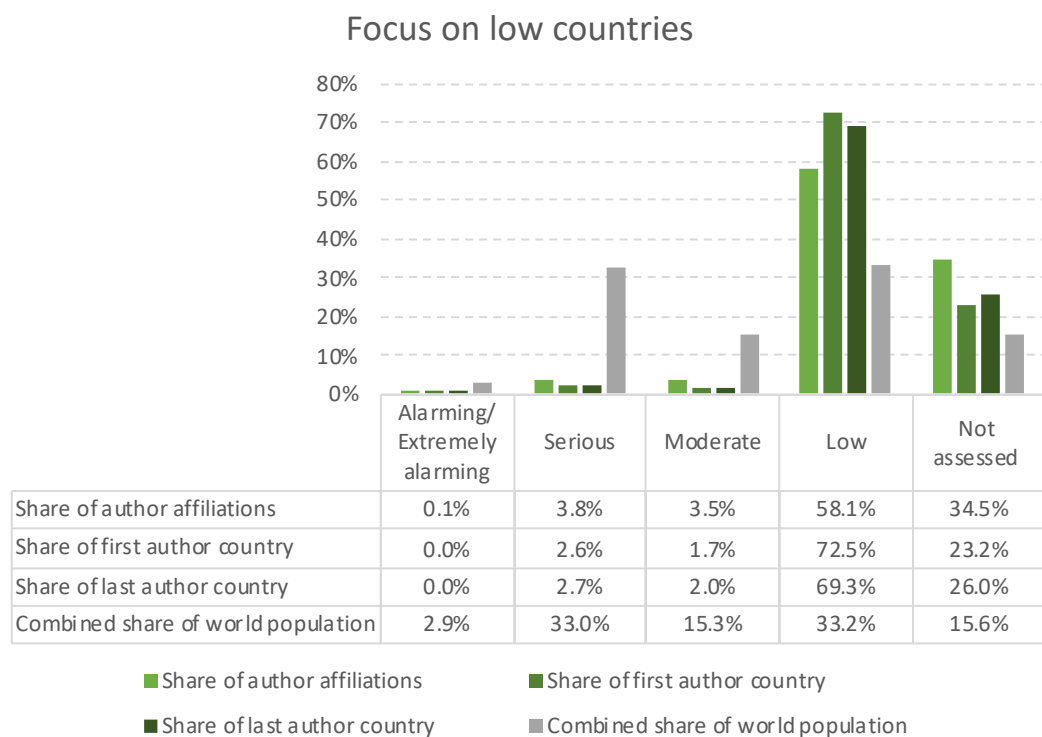


Figure 9. SDG 2 papers focusing on countries in the 'low' GHI category

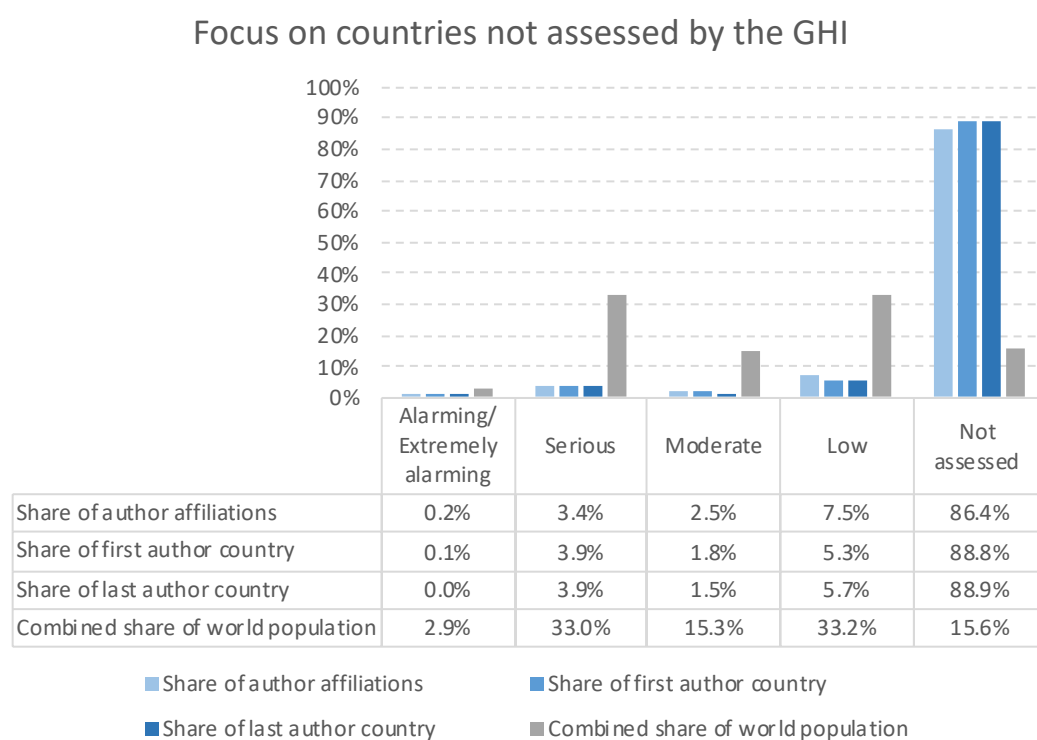


Figure 10. SDG 2 papers focusing on countries not assessed by the GHI

5. Discussion

This study was about the geographical diversity of researchers. We compared the geographical focus of research with the location of the authors on scholarly publications. Geographical focus was inferred from the mention of a country in the title or abstract of the paper. Location of authors was defined as the country in which the author affiliation was located. As a case study, we selected research publications identified as related to UN SDG 2: Zero hunger from the Dimensions database. For ease of comparison, we used the country categories as described in the 2021 Global Hunger Index report which are based on the severity of hunger.

5.1. Geographical focus and location

Our results showed that one third of SDG 2 related research papers mentioned at least one country in their title or abstract. We have interpreted the country mention as an indicator that the paper focuses to some extent on that country. Of those countries assessed by the GHI, the countries in the serious hunger group were mentioned most frequently. That might be because one-third of the world's population live in the 37 countries in the serious hunger group, and they therefore attract a lot of attention. As the different GHI categories comprise varying numbers of countries with different population sizes, we normalised the mentions for the combined population of the countries in each GHI category. When normalised for population, countries in the moderate hunger group are mentioned the most. The normalised number of mentions then declines by GHI country category as the severity of hunger increases, which is perhaps counterintuitive. One might expect that countries with the most severe hunger problem should be mentioned most frequently in papers related to the eradication of hunger. Many of the mentions are authored by academics in countries which are affected by hunger and also comprise large and growing academic communities. Particularly prominent were authors from India (serious) and Indonesia (moderate). The scholarly community may be less well established in countries categorised as alarming or extremely alarming which may in turn explain the relatively low academic output.

That researchers from countries not assessed by the GHI publish the majority of SDG 2 papers is not surprising. The GHI doesn't assess developed, wealthy countries and these countries traditionally publish the most research. However, authorship declines as hunger severity increases until the author affiliation rate from alarming or extremely

alarming countries is less than one-twentieth of that from the non-assessed countries. In 2015, the UN called for the whole world, not just those living in affected areas, to respond to a series of challenges. The contribution of academics in developed nations could be interpreted as an encouraging sign that the global research community is engaged in addressing the grand challenges of our time.

5.2. Author position and partnership dynamics

Author position in the context of partnerships between visiting and local researchers has come under scrutiny by the academic publishing community (e.g., Morton et al., 2022; Nature, 2022; PLOS, 2021; van Groenigen & Stoof, 2020). This study contributes to the discussion by demonstrating the relationship between author position and affiliation from both geographical focus and geographical location perspectives.

We specifically identified the country affiliation for authors who appeared in first or last author position. First, and especially last author position has been used as a proxy for lead authorship in several studies. We found that authors from countries in the most severe GHI categories were underrepresented in lead author positions. However, in all the other categories the share of lead author positions was close to the overall share of authors. In the serious and low GHI categories, local authors were slightly overrepresented compared with all author positions. However, where countries from GHI categories were the focus of research, authors from the same category featured far more frequently and were even overrepresented in lead author positions. This result is suggestive of greater participation of local academics in studies with a regional focus.

Our study builds on earlier work conducted in health fields that reported underrepresentation of local researchers in lead author positions (Hedt-Gauthier et al., 2019; Mbaye et al., 2019). Our results support the idea that unequal partnerships may exist in international collaborative research in regions severely affected by hunger. We propose potential explanations in Section 5.3. However, in all the other regions, our author position analysis showed that the share of local researchers in lead author positions was similar to the overall share of local authors. We therefore encourage further discussion on the partnership dynamics between local academics and international collaborating partners.

5.3. Research infrastructure

In many countries in the more severe GHI categories, there are internal security issues that are likely to concentrate attention and funding on immediate concerns such as acquisition and distribution of food (Lai & Thyne, 2007). Some of the alarming countries have also been in extreme poverty for a long time, which is a barrier to higher education to large sections of the local population. As a result, the local research infrastructure may be less developed than in less severely affected countries. A less developed research infrastructure would certainly explain the lower representation of authors from the countries most severely affected by hunger. Our analysis of sample publications showed that papers that mention the most hunger-stricken countries but feature no local authors, were more frequently authored by international research groups studying local problems from a global perspective. These findings support the idea that local contributors might play a limited role such as data collection but not authorship on large international studies (Asiamah et al., 2021).

5.4. Study limitations

This study was the first to examine the geodiversity of research using SDG 2 as a case study. However, the study has a number of limitations that we acknowledge as follows. The GHI does not cover all the countries. The Global Hunger Index assesses those countries where hunger is considered a problem and consequently data are not collected for many countries with advanced economies. Even among countries that meet the criteria for inclusion in the report, there was insufficient data to assign 19 of them a GHI index. Of those, four were provisionally assigned to the alarming category, six to the serious category, and one each to the moderate and low categories. The remaining seven including Equatorial Guinea, Eritrea, and Libya could not even be provisionally allocated to a category. It is therefore quite possible that one or more of these countries might have an alarming, or extremely alarming hunger problem and could have affected our results.

The GHI country categories are based on a composite indicator. The cut-off scores that assign countries to one category or another are necessarily arbitrary but mean that there might be greater differences between countries at the extremities of a category than between countries separated by the cut-off score. We also hypothesise that conditions may vary within a country, especially within large countries. We have presented evidence of cultural ties and community-based collaboration across

international borders between countries that have landed in different GHI categories. The categories therefore render somewhat arbitrary the number of publications that fall into one or another part of our result tables.

The definition of SDG 2 research is not unequivocal. We used the Dimensions database because of its inclusive coverage (Hook et al., 2018; Huang et al., 2020; Visser et al., 2021). There are different approaches to identifying SDG research and these have been shown to overlap in very limited proportions (Armitage, Lorenz, & Mikki, 2020; Purnell, 2022). Using other methods of identifying publications could therefore produce different results.

While Dimensions coverage is broad, it is not comprehensive and relies mainly on Crossref and PubMed as its sources. For publications to be in Crossref, they need to register a digital object identifier (DOI). This requires some expertise and a financial arrangement where publishers pay \$1 US for each paper assigned a DOI. While these arrangements may be easily achievable in some regions, in other less economically developed areas of the world they might pose a barrier to publishing. In these cases, papers are more likely to appear in local university presses, not be assigned a DOI, and therefore not be indexed by Dimensions. Unfortunately, poorer countries appear in the most severe GHI categories and are at the highest risk of lower database coverage (Giménez-Toledo, Mañana-Rodríguez, & Sivertsen, 2017). Crossref has recently announced an initiative to address this obstacle (Collins, 2022).

We have made assumptions about intuitive expectations, and these should be addressed within the context of our data. The GHI country ranking is calculated using four indicators, each related to nutrition or child mortality. The country categories used in this study are based on the GHI ranking and are therefore created entirely on nutrition indicators. Meanwhile, our publication dataset comprises research papers identified in the Dimensions database as related to SDG 2. The short name for SDG 2 is 'Zero hunger', but the full name is 'End hunger, achieve food security and improved nutrition and promote sustainable agriculture'. There are eight targets associated with achieving this goal which cover nutrition and health, agriculture, food security, biodiversity, and global food markets. These topics go beyond nutrition, which means that our set of research papers represents broader fields than the indicators used to create the GHI country groups. We do not have a way to sub-classify SDG 2 research publications and so we recognise that our results are related to a subset of the of SDG 2.

We have made the assumption that in the majority of cases the mention of a country in the title or abstract of an article signifies the local focus of the research. However, we found that appearance of a country name is not always a reliable indicator of focus. Sometimes countries are mentioned in passing. For instance, one paper discusses the System of Rice Intensification (SRI) in India but in the abstract, the authors mention Madagascar in “which originated in Madagascar” (10.1007/978-981-10-3692-7). The rest of the paper is about rice production in India and Madagascar is not mentioned again. In other cases, countries are mentioned out of context, for instance, a study of South Asian children used a ‘CDC Growth Chart, USA’ (10.3329/cbmj.v6i1.54662). Conversely, we have assumed that the absence of country name in the article title or abstract means the focus of the study was either international or focused elsewhere. These assumptions might not always hold true, especially as research reports in wealthy countries with long established research infrastructure often do not mention country names (Kahalon, Klein, Ksenofontov, Ullrich, & Wright, 2021; Torres & Alburez-Gutierrez, 2022). Rather they are supposed to be representative and describe the default position. Some authors refer to regions of the world, e.g., Sub-Saharan Africa rather than countries, or to smaller units of countries like cities, islands, or regions. In these papers, the focus may well be local, but the paper is missed due to omission of the country name.

6. Conclusion

We report the first detailed comparison between geographical focus of a large body of research publications and the geographical location of its authors. The aim is to shed light on the geodiversity dynamics of scholarly research, and we use SDG 2: Zero Hunger as a case study. Hunger is a huge, global problem and progress is slowing and even reversing in some areas driven by conflict and the effects of the COVID-19 pandemic.

Where a publication has mentioned a country in its title or abstract, we have inferred that the paper focuses on that country to some degree. This enabled us to answer the first research question on the extent to which SDG 2 related research focuses on countries affected by hunger. We found most focus on the 37 countries in the serious GHI category, which is the third most severe. The number of country mentions declines in the alarming and extremely alarming categories, even though one might argue these countries deserve most attention.

Using the author country affiliations, we addressed the second research question about the extent to which local scholars are involved in SDG 2 related research. As the severity of hunger increases in the country of focus, the number of author affiliations declines. Researchers from countries not assessed by the GHI are twenty times more likely to author papers on hunger than those in countries most afflicted by hunger.

Indeed, we found that more than half the SDG 2 research papers that focused on the 10 countries in the alarming and extremely alarming GHI categories do not feature any authors affiliated to those countries. Meanwhile, more than a third of hunger research papers that do feature authors from countries in the most severe GHI categories do not focus on those same countries. These are notable findings which raise two further issues. One is the factors that limit local author involvement on research into hunger in the countries most severely affected by hunger. The second is about why academics based in the most affected countries don't mention countries in their home regions.

The frequent absence of local authorship on papers that focus on countries most affected by hunger was explained mainly by the large contribution of research from the international research community, particularly from traditionally prolific publishing countries. Meanwhile, academics from the most affected countries often published papers that had no geographical focus or simply didn't mention the local focus in their papers.

Analysis of author positions allowed us to address our third research question by assessing the extent to which research publication partnerships between visiting international experts and local scholars in hunger afflicted countries are equal. For authors affiliated to institutions in the alarming and extremely alarming GHI country categories, we found a 50% underrepresentation in last authorship compared with overall authorship. In countries with less severe hunger, the share of researchers in lead authorship positions declined in line with the decline in overall author representation and was not specific to lead author positions. Our findings therefore did not support the notion of widespread unequal publication practice.

The examples in our manual analyses did not seem to resonate with the 'helicopter', 'parachute', or 'neo-colonial' research practices described in recent literature (e.g., Heymann et al., 2016; Minasny & Fiantis, 2018; North et al., 2020).

Manual examination of the papers revealed that other factors were at play. For instance, the assumption that non-local authors are based in safe, wealthy countries

is often wrong. Many are in fact just across an international border or based in a country in a more severe hunger category than their co-authors. We also found that some papers that mentioned a country didn't really focus on it and the lack of authors from that country could not therefore be interpreted as evidence of questionable research practice.

In our view, reports of helicopter or neo-colonial research that call into question researchers' motives require clear definitions and methods that include a level of qualitative assessment including at the very least, manual examination of the publication. They might also assess the research infrastructure, presence of conflict, availability of local authors, and their access to resources. While some high-profile examples of questionable research ethics have been published, we urge caution when extrapolating these using superficial metrics such as author affiliation or author position as they might lead to unfounded conclusions (e.g., Nature, 2022).

Acknowledgements

Ton van Raan and Ludo Waltman for expert advice and guidance throughout the study, Marja Spierenburg, Rodrigo Costas, and Ismael Rafols for feedback on earlier versions of the paper.

Competing interests

The author declares no competing interests.

Funding

No funding was sought or received for this project.

Data availability

The sample records manually examined summarised in tables 4 and 5 are available in Zenodo (Purnell, 2023)

References

- Aboukhalil, R. (2014). The rising trend in authorship. *The Winnower*.
- Amugune, B. K., & Otieno-Omutoko, L. (2019). *An African Perspective of Benefits in Social Science Research BT - Social Science Research Ethics in Africa* (N.

Nortjé, R. Visagie, & J. S. Wessels, Eds.). https://doi.org/10.1007/978-3-030-15402-8_4

Anyigba, C. A., Awandare, G. A., & Paemka, L. (2021). Breast cancer in sub-Saharan Africa: The current state and uncertain future. *Experimental Biology and Medicine*, 246(12), 1377–1387.
<https://doi.org/10.1177/15353702211006047>

Aramesh, K. (2019). *The Main Challenges and Their Ethical Nature BT - An Ethical Framework for Global Governance for Health Research* (K. Aramesh, Ed.).
https://doi.org/10.1007/978-3-030-31132-2_3

Arias, A., Watson, S. J., Asogun, D., Tobin, E. A., Lu, J., Phan, M. V. T., ... Cotten, M. (2016). Rapid outbreak sequencing of Ebola virus in Sierra Leone identifies transmission chains linked to sporadic cases. *Virus Evolution*, 2(1), vew016.
<https://doi.org/10.1093/ve/vew016>

Armitage, C., Lorenz, M., & Mikki, S. (2020). Mapping scholarly publications related to the Sustainable Development Goals: Do independent bibliometric approaches get the same results? *Quantitative Science Studies*, 1(3), 1092–1108.
https://doi.org/10.1162/qss_a_00071

Asiamah, G. B., Awal, M. S., & MacLean, L. M. (2021). Collaboration for Designing, Conceptualizing, and (Possibly) Decolonizing Research in African Politics. *PS: Political Science & Politics*, 54(3), 549–553.
<https://doi.org/10.1017/S1049096521000226>

Balvanera, P., Calderón-Contreras, R., Castro, A. J., Felipe-Lucia, M. R., Geijzendorffer, I. R., Jacobs, S., ... Gillson, L. (2017). Interconnected place-based social–ecological research can inform global sustainability. *Current Opinion in Environmental Sustainability*, 29, 1–7.
<https://doi.org/10.1016/j.cosust.2017.09.005>

Beveridge, L., Whitfield, S., & Challinor, A. (2018). Crop modelling: towards locally relevant and climate-informed adaptation. *Climatic Change*, 147(3), 475–489.
<https://doi.org/10.1007/s10584-018-2160-z>

- Billick, I., & Price, M. V. (2010). *The ecology of place: contributions of place-based research to ecological understanding*. Retrieved from <https://books.google.ae/books?hl=en&lr&id=F-UZVzTh9O4C&oi>
- Bockarie, M., Machingaidze, S., Nyirenda, T., Olesen, O. F., & Makanga, M. (2018). Parasitic and parachute research in global health. *The Lancet Global Health*, 6(9), e964. [https://doi.org/10.1016/S2214-109X\(18\)30342-5](https://doi.org/10.1016/S2214-109X(18)30342-5)
- Brundtland, G. H. (1987). *Report of the World Commission on Environment and Development: Our Common Future*.
- Charoenratana, S., Anukul, C., & Rosset, P. M. (2021). Food Sovereignty and Food Security: Livelihood Strategies Pursued by Farmers during the Maize Monoculture Boom in Northern Thailand. *Sustainability*, 13(17). <https://doi.org/10.3390/su13179821>
- Chavarro, D., Tang, P., & Rafols, I. (2014). Interdisciplinarity and research on local issues: evidence from a developing country. *Research Evaluation*, 23(3), 195–209. <https://doi.org/10.1093/reseval/rvu012>
- Collins, S. (2022). Introducing our new Global Equitable Membership (GEM) program. Retrieved January 24, 2023, from Crossref Blog website: <https://www.crossref.org/blog/introducing-our-new-global-equitable-membership-gem-program/>
- Cook, C., & Bakker, K. (2012). Water security: Debating an emerging paradigm. *Global Environmental Change*, 22(1), 94–102. <https://doi.org/10.1016/j.gloenvcha.2011.10.011>
- Costas, R., & van Leeuwen, T. N. (2012). Approaching the “reward triangle”: General analysis of the presence of funding acknowledgments and “peer interactive communication” in scientific publications. *Journal of the American Society for Information Science and Technology*, 63(8), 1647–1661. <https://doi.org/https://doi.org/10.1002/asi.22692>
- Cronin, B., & Weaver, S. (1995). The praxis of acknowledgement: from bibliometrics to influmetrics. *Revista Española de Documentación Científica*, 18(2 SE-

- Estudios), 172–177. <https://doi.org/10.3989/redc.1995.v18.i2.654>
- De, D. R., Thompson, A. M., Seivright, J., Atluri, S., Ederle, A., Swigert, A., ... Shi, V. Y. (2022). Bibliometric Analysis of Hidradenitis Suppurativa Publication Trends from Asia and Australasia. *Skin Appendage Disorders*, 8(1), 20–23. <https://doi.org/10.1159/000518045>
- De Souza, L. R. (2017). Correlates of child undernutrition in Yemen. *Bandung: Journal of the Global South*, 4(1), 1–27. <https://doi.org/10.1186/s40728-017-0040-y>
- DeBono, N. L., Ross, N. A., & Berrang-Ford, L. (2012). Does the Food Stamp Program cause obesity? A realist review and a call for place-based research. *Health & Place*, 18(4), 747–756. <https://doi.org/https://doi.org/10.1016/j.healthplace.2012.03.002>
- Firchow, P., & Gellman, M. (2021). Collaborative Methodologies: Why, How, and for Whom? *PS: Political Science & Politics*, 54(3), 525–529. <https://doi.org/10.1017/S1049096521000330>
- Ford, N., Mills, E. J., Zachariah, R., & Upshur, R. (2009). Ethics of conducting research in conflict settings. *Conflict and Health*, 3(1), 7. <https://doi.org/10.1186/1752-1505-3-7>
- Gellman, M. (2021). Collaborative Methodology with Indigenous Communities: A Framework for Addressing Power Inequalities. *PS: Political Science & Politics*, 54(3), 535–538. <https://doi.org/10.1017/S1049096521000299>
- Gerlak, A. K., House-Peters, L., Varady, R. G., Albrecht, T., Zúñiga-Terán, A., de Grenade, R. R., ... Scott, C. A. (2018). Water security: A review of place-based research. *Environmental Science & Policy*, 82, 79–89. <https://doi.org/10.1016/j.envsci.2018.01.009>
- Giller, K. E. (2020). Grounding the helicopters. *Geoderma*, 373, 114302. <https://doi.org/10.1016/j.geoderma.2020.114302>
- Giménez-Toledo, E., Mañana-Rodríguez, J., & Sivertsen, G. (2017). Scholarly book

- publishing: Its information sources for evaluation in the social sciences and humanities. *Research Evaluation*, 26(2), 91–101.
<https://doi.org/10.1093/reseval/rvx007>
- Groth, J., Hermans, K., Wiederkehr, C., Kassa, E., & Thober, J. (2021). Investigating environment-related migration processes in Ethiopia – A participatory Bayesian network. *Ecosystems and People*, 17(1), 128–147.
<https://doi.org/10.1080/26395916.2021.1895888>
- Haile, M. (2020). Response to “Global soil science research collaboration in the 21st century: Time to end helicopter research.” *Geoderma*, 373, 114300.
<https://doi.org/10.1016/j.geoderma.2020.114300>
- Hassan, M. (2001). Transition to sustainability in the twenty-first century: the contribution of science and technology - Report of the World Conference of Scientific Academies held in Tokyo, Japan, 15-18 May 2000. *International Journal of Sustainability in Higher Education*, 2(1), 70–78.
<https://doi.org/10.1108/1467630110380523>
- Hedt-Gauthier, B. L., Jeufack, H. M., Neufeld, N. H., Alem, A., Sauer, S., Odhiambo, J., ... Volmink, J. (2019). Stuck in the middle: a systematic review of authorship in collaborative health research in Africa, 2014-2016. *BMJ Global Health*, 4(5).
<https://doi.org/10.1136/bmjgh-2019-001853>
- Heinz, E., Holt, K. E., Meehan, C. J., & Sheppard, S. K. (2021). Addressing parachute research and removing barriers for LMIC researchers in Microbial Genomics. *Microbial Genomics*, 7(10). <https://doi.org/10.1099/mgen.0.000722>
- Heymann, D. L., Liu, J., & Lillywhite, L. (2016). Partnerships, Not Parachutists, for Zika Research. *New England Journal of Medicine*, 374(16), 1504–1505.
<https://doi.org/10.1056/NEJMp1602278>
- Hook, D. W., Porter, S. J., & Herzog, C. (2018). Dimensions: Building Context for Search and Evaluation. *Frontiers in Research Metrics and Analytics*, 3, 23.
<https://doi.org/10.3389/frma.2018.00023>
- Horn, L., Alba, S., Blom, F., Faure, M., Flack-Davison, E., Gauri, G., & Ijsselmuiden,

- C. (2022). Fostering Research Integrity through the promotion of fairness, equity and diversity in research collaborations and contexts: Towards a Cape Town Statement (pre-conference discussion paper). *OSF PrePrints*. Retrieved from <https://osf.io/bf286/>
- Huang, C.-K., Neylon, C., Brookes-Kenworthy, C., Hosking, R., Montgomery, L., Wilson, K., & Ozaygen, A. (2020). Comparison of bibliographic data sources: Implications for the robustness of university rankings. *Quantitative Science Studies*, 1(2), 445–478. https://doi.org/10.1162/qss_a_00031
- International Food Policy Research Institute. (2021). IFPRI Country Programs. Retrieved November 23, 2021, from <https://www.ifpri.org/topic/ifpri-country-programs>
- IUCN–UNEP–WWF. (1980). *World Conservation Strategy: Living Resource Conservation for Sustainable Development*. Retrieved from <https://portals.iucn.org/library/efiles/documents/wcs-004.pdf>
- Kahalon, R., Klein, V., Ksenofontov, I., Ullrich, J., & Wright, S. C. (2021). Mentioning the Sample's Country in the Article's Title Leads to Bias in Research Evaluation. *Social Psychological and Personality Science*, 13(2), 352–361. <https://doi.org/10.1177/19485506211024036>
- Kalleberg, A. L. (2009). Precarious work, insecure workers: Employment relations in transition. *American Sociological Review*, 74(1), 1–22. <https://doi.org/10.1177/000312240907400101>
- Kates, R. W. (2011). *From the Unity of Nature to Sustainability Science: Ideas and Practice.* CID Working Paper (No. 218). Retrieved from https://dash.harvard.edu/bitstream/handle/1/37366242/218_Unityof Nature to Sustainability.pdf?sequence=1
- Kates, R. W., Clark, W. C., Corell, R., Hall, J. M., Jaeger, C. C., Lowe, I., ... Svedin, U. (2001). Sustainability Science. *Science*, 292(5517), 641–642. <https://doi.org/10.1126/science.1059386>
- Lai, B., & Thyne, C. (2007). The Effect of Civil War on Education, 1980—97. *Journal*

- of Peace Research*, 44(3), 277–292. <https://doi.org/10.1177/0022343307076631>
- Leaning, J., & Guha-Sapir, D. (2013). Natural Disasters, Armed Conflict, and Public Health. *New England Journal of Medicine*, 369(19), 1836–1842.
<https://doi.org/10.1056/NEJMr1109877>
- Martín-López, B., Balvanera, P., Manson, R., Mwampamba, T. H., & Norström, A. (2020). Contributions of place-based social-ecological research to address global sustainability challenges. *Global Sustainability*, 3, e21.
<https://doi.org/10.1017/sus.2020.18>
- Mattsson, P., Sundberg, C. J., & Laget, P. (2011). Is correspondence reflected in the author position? A bibliometric study of the relation between corresponding author and byline position. *Scientometrics*, 87(1), 99–105.
<https://doi.org/10.1007/s11192-010-0310-9>
- Mayai, A. T. (2020). Security sector spending and public safety in South Sudan, 2006–2018. *African Security Review*, 29(3), 1–17.
<https://doi.org/10.1080/10246029.2020.1813784>
- Mbaye, R., Gebeyehu, R., Hossmann, S., Mbarga, N., Bih-Neh, E., Eteki, L., ... Boum, Y. (2019). Who is telling the story? A systematic review of authorship for infectious disease research conducted in Africa, 1980-2016. *BMJ Global Health*, 4(5). <https://doi.org/10.1136/bmjgh-2019-001855>
- Minasny, B., & Fiantis, D. (2018). ‘Helicopter research’: who benefits from international studies in Indonesia? *The Conversation*.
- Mirtl, M., T. Borer, E., Djukic, I., Forsius, M., Haubold, H., Hugo, W., ... Haase, P. (2018). Genesis, goals and achievements of Long-Term Ecological Research at the global scale: A critical review of ILTER and future directions. *Science of The Total Environment*, 626, 1439–1462.
<https://doi.org/10.1016/j.scitotenv.2017.12.001>
- Morton, B., Vercueil, A., Masekela, R., Heinz, E., Reimer, L., Saleh, S., ... Oriyo, N. (2022). Consensus statement on measures to promote equitable authorship in the publication of research from international partnerships. *Anaesthesia*, 77(3),

264–276. <https://doi.org/https://doi.org/10.1111/anae.15597>

Mukhtarov, F., Dieperink, C., & Driessen, P. (2018). The influence of information and communication technologies on public participation in urban water governance: A review of place-based research. *Environmental Science & Policy*, 89, 430–438. <https://doi.org/10.1016/j.envsci.2018.08.015>

Nature. (2022). Nature addresses helicopter research and ethics dumping. *Nature*, 606(7912), 7–7. <https://doi.org/10.1038/d41586-022-01423-6>

North, M. A., Hastie, W. W., & Hoyer, L. (2020). Out of Africa: The underrepresentation of African authors in high-impact geoscience literature. *Earth-Science Reviews*, 208, 103262. <https://doi.org/10.1016/j.earscirev.2020.103262>

O’Grady, C. (2022). Cape Town meeting slams’ helicopter research’. *Science*, 376(6598), 1144–1144. <https://doi.org/10.1126/science.add3745>

Paul-Hus, A., Mongeon, P., Sainte-Marie, M., & Larivière, V. (2017). The sum of it all: Revealing collaboration patterns by combining authorship and acknowledgements. *Journal of Informetrics*, 11(1), 80–87. <https://doi.org/10.1016/j.joi.2016.11.005>

PLOS. (2021). Announcing a new PLOS policy on inclusion in global research. Retrieved August 2, 2022, from The Official PLOS Blog website: <https://theplosblog.plos.org/2021/09/announcing-a-new-plos-policy-on-inclusion-in-global-research/>

Purnell, P. J. (2022). A comparison of different methods of identifying publications related to the United Nations Sustainable Development Goals: Case Study of SDG 13: Climate Action. *Quantitative Science Studies*, 1–56. https://doi.org/10.1162/qss_a_00215

Purnell, P. J. (2023). Geodiversity of hunger research: country focus and its regional and international actors. <https://doi.org/10.5281/zenodo.7593097>

Reyes-García, V., García-del-Amo, D., Benyei, P., Fernández-Llamazares, Á.,

- Gravani, K., Junqueira, A. B., ... Soleymani-Fard, R. (2019). A collaborative approach to bring insights from local observations of climate change impacts into global climate change research. *Current Opinion in Environmental Sustainability*, 39, 1–8. <https://doi.org/10.1016/j.cosust.2019.04.007>
- Riley, S., Schouten, W., & Cahill, S. (2003). Exploring the Dynamics of Subjectivity and Power Between Researcher and Researched. *Forum Qualitative Sozialforschung / Forum: Qualitative Social Research*, 4(2). <https://doi.org/10.17169/fqs-4.2.713>
- Sabiham, S., Setiawan, B. I., Minasny, B., & Fiantis, D. (2018). More research needed for responsible peatland management in Indonesia. *The Conversation*.
- Salama, P., Spiegel, P., Talley, L., & Waldman, R. (2004). Lessons learned from complex emergencies over past decade. *The Lancet*, 364(9447), 1801–1813. [https://doi.org/10.1016/S0140-6736\(04\)17405-9](https://doi.org/10.1016/S0140-6736(04)17405-9)
- Srinivasan, S., Johari, V., & Jesani, A. (2018). *Cervical Cancer Screening in India BT - Ethics Dumping: Case Studies from North-South Research Collaborations* (D. Schroeder, J. Cook, F. Hirsch, S. Fenet, & V. Muthuswamy, Eds.). https://doi.org/10.1007/978-3-319-64731-9_5
- Sutterlüty, A., Šimunović, N., Hesser, F., Stern, T., Schober, A., & Schuster, K. C. (2018). Influence of the geographical scope on the research foci of sustainable forest management: Insights from a content analysis. *Forest Policy and Economics*, 90, 142–150. <https://doi.org/10.1016/j.forpol.2018.02.003>
- Tegli, J. K. (2018). *Seeking Retrospective Approval for a Study in Resource-Constrained Liberia BT - Ethics Dumping: Case Studies from North-South Research Collaborations* (D. Schroeder, J. Cook, F. Hirsch, S. Fenet, & V. Muthuswamy, Eds.). https://doi.org/10.1007/978-3-319-64731-9_14
- The British Academy. (2021). *Place-Based Approaches to Research Funding*. <https://doi.org/10.5871/place/9780856726576.001>
- The World Bank. (2022). World Bank Open Data.

- Torres, A. F. C., & Alburez-Gutierrez, D. (2022). North and South: Naming practices and the hidden dimension of global disparities in knowledge production. *Proceedings of the National Academy of Sciences*, 119(10), e2119373119. <https://doi.org/10.1073/pnas.2119373119>
- United Nations. (2022). Sustainable development goals. Goal 2: Zero Hunger. Retrieved May 24, 2022, from <https://www.un.org/sustainabledevelopment/hunger/>
- van Groenigen, J. W., & Stoof, C. R. (2020). Helicopter research in soil science: A discussion. *Geoderma*, 373, 114418. <https://doi.org/10.1016/j.geoderma.2020.114418>
- Visser, M., van Eck, N., & Waltman, L. (2021). Large-scale comparison of bibliographic data sources: Scopus, Web of Science, Dimensions, Crossref, and Microsoft Academic. *Quantitative Science Studies*, 2(1), 20–41. https://doi.org/10.1162/qss_a_00112
- von Grebmer, K., Bernstein, J., Alders, R., Dar, O., Kock, R., Rampa, F., ... Fritschel, H. (2020). *2020 Global Hunger Index: One Decade to Zero Hunger: Linking Health and Sustainable Food Systems*. Retrieved from <https://www.globalhungerindex.org>
- von Grebmer, K., Bernstein, J., Delgado, C., Smith, D., Wiemers, M., Schiffer, T., ... Fritschel, H. (2021). *Global Hunger Index: Hunger and Food Systems in Conflict Settings*. Retrieved from <https://www.concern.net/knowledge-hub/2021-global-hunger-index>
- Wastl, J., Fane, B., Draux, H., & Diwersy, M. (2021). Keywords and search strings for generating SDG training sets. *Figshare*. <https://doi.org/10.6084/m9.figshare.17294255.v1>
- Wastl, J., Hook, D. W., Fane, B., Draux, H., & Porter, S. J. (2020). *Contextualizing Sustainable Development Research*. <https://doi.org/10.6084/m9.figshare.12200081>
- Wiesmann, D., Biesalski, H., von Grebmer, K., & Bernstein, J. (2015).

Methodological Review and Revision of the Global Hunger Index.

<https://doi.org/10.2139/ssrn.2673491>

Wren, J. D., Kozak, K. Z., Johnson, K. R., Deakyne, S. J., Schilling, L. M., & Dellavalle, R. P. (2007). The write position. *EMBO Reports*, 8(11), 988–991.

<https://doi.org/10.1038/sj.embor.7401095>

Yakubu, A., Tindana, P., Matimba, A., Littler, K., Munung, N. S., Madden, E., ... De Vries, J. (2018). Model framework for governance of genomic research and biobanking in Africa ? a content description [version 2; peer review: 3 approved]. *Open Research Africa*, 1(13). <https://doi.org/10.12688/aasopenres.12844.2>

Yom, S. (2014). From Methodology to Practice: Inductive Iteration in Comparative Research. *Comparative Political Studies*, 48(5), 616–644.

<https://doi.org/10.1177/0010414014554685>

Yozwiak, N. L., Happi, C. T., Grant, D. S., Schieffelin, J. S., Garry, R. F., Sabeti, P. C., & Andersen, K. G. (2016). Roots, Not Parachutes: Research Collaborations Combat Outbreaks. *Cell*, 166(1), 5–8. <https://doi.org/10.1016/j.cell.2016.06.029>

Zhao, Y., & Zhang, W. (2018). *An International Collaborative Genetic Research Project Conducted in China BT - Ethics Dumping: Case Studies from North-South Research Collaborations* (D. Schroeder, J. Cook, F. Hirsch, S. Fenet, & V. Muthuswamy, Eds.). https://doi.org/10.1007/978-3-319-64731-9_9

Appendix A

Countries designated or provisionally designated by category in the GHI 2021

Extremely Alarming

Somalia

Alarming

Burundi

Chad

Yemen

Comoros

Central African

Madagascar

Republic

Democratic Republic of
the Congo

South Sudan

Syrian Arab Republic

Serious

Afghanistan

Iraq

Papua New Guinea

Angola

Kenya

Rwanda

Benin

North Korea

Sierra Leone

Botswana

Lesotho

Sudan

Burkina Faso

Liberia

Tanzania

Congo (Republic of)

Malawi

Timor-Leste

Côte d'Ivoire

Mali

Togo

Djibouti

Mauritania

Uganda

Ethiopia

Mozambique

Venezuela

Guinea

Namibia

Zambia

Guinea-Bissau

Niger

Zimbabwe

Haiti

Nigeria

India

Pakistan

Moderate

Bangladesh

Cambodia

Egypt

Bolivia

Cameroon

Eswatini

Cabo Verde

Ecuador

Gabon

Gambia	Malaysia	Senegal
Ghana	Mauritius	Solomon Islands
Guatemala	Myanmar	South Africa
Guyana	Nepal	Sri Lanka
Honduras	Nicaragua	Suriname
Indonesia	Oman	Thailand
Lao PDR	Philippines	Viet Nam

Low

Argentina	Georgia	Paraguay
Albania	Iran	Peru
Algeria	Jamaica	Russian Federation
Armenia	Jordan	Saudi Arabia
Azerbaijan	Kazakhstan	Trinidad & Tobago
Bulgaria	Kyrgyzstan	Tunisia
Colombia	Lebanon	Turkmenistan
Costa Rica	Mexico	Ukraine
Dominican Republic	Mongolia	Uzbekistan
El Salvador	Morocco	
Fiji	Panama	

Countries assessed but insufficient data for categorisation

Bahrain	Eritrea	Qatar
Bhutan	Libya	
Equatorial Guinea	Maldives	

Countries not assessed by GHI

Andorra	Belize	Denmark
Antigua and Barbuda	Bermuda	Dominica
Australia	Brunei	Finland
Austria	Canada	France
Bahamas	Cook Islands	Germany
Barbados	Cyprus	Greece
Belgium	Czech Republic	Greenland

Grenada	Netherlands	Sao Tome and Principe
Hong Kong	New Zealand	Seychelles
Hungary	Niue	Singapore
Iceland	Norway	Slovenia
Ireland	Palau	Spain
Israel	Palestine	Sweden
Italy	Poland	Switzerland
Japan	Portugal	Tonga
Kiribati	Puerto Rico	Tuvalu
Liechtenstein	South Korea	United Arab Emirates
Luxembourg	Saint Kitts and Nevis	United Kingdom
Macao	Saint Lucia	United States
Malta	Saint Vincent and the	Vanuatu
Marshall Islands	Grenadines	Vatican
Micronesia	Saint-Barthélemy	Western Sahara
Monaco	Samoa	
Nauru	San Marino	