
TOWARD EFFICIENT TRANSPORTATION ELECTRIFICATION OF HEAVY-DUTY TRUCKS: JOINT SCHEDULING OF TRUCK ROUTING AND CHARGING

Mikhail A. Bragin, Zuzhao Ye, Nanpeng Yu
Department of Electrical and Computer Engineering
University of California
Riverside, CA, USA

mbragin@engr.ucr.edu, zye066@ucr.edu, nyu@ece.ucr.edu

ABSTRACT

The timely transportation of goods to customers is an essential component of economic activities. However, heavy-duty diesel trucks that deliver goods contribute significantly to greenhouse gas emissions within many large metropolitan areas, including Los Angeles, New York, and San Francisco. To facilitate freight electrification, this paper proposes joint routing and charging (JRC) scheduling for electric trucks. The objective of the associated optimization problem is to minimize the cost of transportation, charging, and tardiness. As a result of a large number of combinations of road segments, electric trucks can take a large number of combinations of possible charging decisions and charging duration as well. The resulting mixed-integer linear programming problem (MILP) is extremely challenging because of the combinatorial complexity even in the deterministic case. Therefore, a Level-Based Surrogate Lagrangian Relaxation method is employed to decompose and coordinate the overall problem into truck subproblems that are significantly less complex. In the coordination aspect, each truck subproblem is solved independently of other subproblems based on charging cost, tardiness, and the values of Lagrangian multipliers. In addition to serving as a means of guiding and coordinating trucks, multipliers can also serve as a basis for transparent and explanatory decision-making by trucks. Testing results demonstrate that even small instances cannot be solved using the over-the-shelf solver CPLEX after several days of solving. The new method, on the other hand, can obtain near-optimal solutions within a few minutes for small cases, and within 30 minutes for large ones. Furthermore, it has been demonstrated that as battery capacity increases, the total cost decreases significantly; moreover, as the charging power increases, the number of trucks required decreases as well.

Keywords Heavy-duty vehicles · Transportation Electrification · Surrogate Level-Based Lagrangian Relaxation

1 Introduction

The transportation of goods to customers is an essential economic activity. An effective logistical design is critical in ensuring the delivery of goods on time. However, as a result of the excessive use of transportation in large metropolitan areas, such as Los Angeles, New York, and San Francisco, many of these areas are heavily congested and polluted. In addition to public transportation, commercial transportation, such as large freight trucks that deliver goods, contributes significantly to greenhouse gas emissions. More than 40% of greenhouse gas emissions in California are attributed to the transportation sector, as reported in [1]. Transportation has been widely acknowledged for its environmental impacts (such as climate change due to emissions) [2–6]. Although heavy-duty trucks make up only 1% of all vehicles, their emissions account for 25% of all vehicle emissions [7]. In light of this, electrification of the transportation sector and especially heavy-duty vehicles offers a promising means of reducing greenhouse gas emissions [4, 8–11] as well as addressing fossil fuel shortages [11].

In the existing literature, electrification of the following vehicles has been considered: buses [6, 12–15], taxis [16], delivery trucks [17–21], and short-haul trucks [22]. However, very few papers available to date consider electrification of heavy-duty trucks [23]. Moreover, while the charging feature has been considered jointly with the routing aspect [9, 10, 24–28], electrification of heavy-duty trucks poses several challenges. Namely, electric vehicles require appropriate charging technologies and have a shorter driving range than conventional vehicles. Furthermore, unlike smaller vehicles that deliver final products to local end customers, heavy-duty trucks need to transport large containers from ports to local warehouses over long distances. Therefore, the electric heavy-duty vehicle routing problem must accommodate the additional time and cost required for trucks to charge in order to reach distant warehouses.

The coordinated routing and charging for electric heavy-duty trucks are much more important than that of electric passenger vehicles due to three reasons. First, heavy-duty trucks consume much higher energy (>2 KWh) per mile than passenger cars (0.3 KWh per mile) [29]. Second, heavy-duty truck charging stations are more expensive to build and are fewer in number. Third, heavy-duty trucks such as class 8 trucks are driven 62,000 miles a year on average, while regular cars or buses are driven within a ballpark of 12,000 miles a year [30]. Therefore, when operating a fleet of electric heavy-duty trucks, charging is expected to occur more frequently. In an uncoordinated scenario, each electric truck may decide which path to take without considering other trucks' charging needs [21] and charging stations' availability along that route. Thus, most electric trucks are likely to spend time waiting in line, thus creating congestion and increasing their overall travel time, ultimately risking late delivery.

The existing literature has taken into account the issues of joint routing and charging of electric vehicles to address the above issues. While most of the research has been centered on electric passenger vehicles or electric buses, heavy-duty electric trucks have rarely been studied. As for electric passenger vehicles, a pioneering study attempted to minimize the total waiting time of EVs at charging stations [31], where traffic flow is modeled as a continuous variable. In addition to waiting time, Ref [32] attempted to minimize charging costs among a mixed fleet of electric and conventional vehicles. Ref [33] considers routing electric vehicles in a power network for vehicle-to-grid (V2G) applications so that demand response requests can be coordinated. Based on their increased flexibility without drivers, autonomous electric vehicles have even greater potential for V2G applications [25, 26]. Ref [34] attempted to obtain feasible solutions directly from the original optimization problem using variable neighborhood search (VNS), while the majority of studies relied on hand-crafted heuristic algorithms. These solutions were compared with CPLEX of small instances to determine if they were feasible. Reinforcement learning is also demonstrated to be effective in routing EVs when the customer request is online and dynamic [35]. More comprehensive literature reviews can be found at [36–38].

After electrification, heavy-duty vehicles (for example, transit buses and trucks) face new routing challenges. Although transit buses usually follow a fixed timetable, there can be differences in the number of buses that serve a particular departure. Hence, the most important problem is how to route the electric buses so they meet every departure and arrival constraint with the smallest fleet size [39–41]. When it comes to electric trucks, there is a very limited number of references for their joint charging and routing optimization. Although Ref [42] attempted to minimize the charging cost of electric freight trucks, it was assumed that fixed routes would optimize only the charging schedule, not the route. In reference [43], the charging and routing of electric trucks were jointly considered using a bi-level heuristic. However, they failed to take into account the important fact that charging stations have a limited number of spots for heavy-duty vehicles of substantial size. In short summary, a realistic and efficient framework is greatly desired for the joint charging and routing of electric trucks.

To solve the associated optimization scheduling and routing problems, which belong to a class of discrete optimization problems, the following methodologies have been used: alternating direction method of multipliers (ADMM) [44], approximate dynamic programming [8], Clark and Wright savings algorithm [45], constrained shortest path algorithms [46], Benders decomposition [9, 47], Dantzig-Wolfe decomposition [10], Dijkstra's algorithm [48], exact labeling, heuristic labeling, and rollout algorithms [4], distributed local optimization [31], variable neighborhood search [34], model-predictive control [26], ant colony optimization [43], heuristics and matheuristics [3, 17, 39, 49], Lagrangian relaxation (LR) [12, 25, 28, 50], single-agent [35] and multi-agent reinforcement learning [20], sequential and global heuristics [32], as well as various decomposition and coordination (other than Lagrangian relaxation) methods [10, 21, 27, 51, 52]. Surrogate approximation models have been considered [53] to alleviate expensive computations. Over-the-shelf commercial solvers such as CPLEX and Gurobi are either used directly or together with some of the above mentioned methods [18, 19, 33, 40, 41, 52–54].

Generally, to solve other scheduling problems, the following methods have been used: Taboo [55], local [56–58], and conflict-directed [59] search mechanisms; evolutionary [60–65], heuristic [66], genetic [67–69], and Tabu-search [70] algorithms; other methods include ant colony optimization [71], constraint programming [58, 72], Lagrangian relaxation [73–75], particle swarm optimization [76], neural networks with simulated annealing [77], and ordinal optimization [78]. There is a broad range of scheduling problems and methods, and the above list is in no way exhaustive.

Many of the methods outlined above use heuristics to reduce the solution time of scheduling problems that feature a high degree of combinatorial complexity. As a result of their heuristic nature, however, these algorithms cannot be systematically improved based on theory. While complexity within the Dantzig-Wolfe decomposition method is reduced by solving linear programming (LP) relaxation problems, for example, in [10], the resulting solutions may be far from the optimum. While decomposition methods such as ADMM [44] exploit the reduction of complexity, these methods do not converge.¹ Contrary to this, while Lagrangian relaxation methods also require heuristics, the solutions obtained are continuously improved based on efficient coordination by using Lagrangian multipliers, as we will describe below.

The rest of the paper is organized in the following manner. We present a novel formulation of a joint heavy-duty vehicle fleet routing and charging (JRC) problem in Section 2. Unlike [27, 28], whereby each customer is visited by exactly one vehicle or [25] whereby a vehicle can visit a node exactly once (in the base case), the novel formulation requires several vehicles to visit the port (“customer”) several times in order to satisfy the demand. Unlike [51], whereby routes taken by the vehicles are considered to be fixed, one of the advantages of the formulation is the ability of electric trucks to select routes among all the possible ones. Thus, the decisions implicitly involve the number of road segments that electric trucks can take on a particular trip, which may differ from one trip to another. Unlike other scheduling problems (such as job-shop scheduling problems) whereby a predetermined number of operations, along with the associated processing times, are known before the optimization, within the JRC problem under consideration, however, the following is not known before the optimization: 1) the number of road segments that an electric truck must travel, 2) the number of charging periods, 3) the number of charging cycles for each electric truck, and 4) the number of trips required for each electric truck to ensure that the fleet fulfills the demand.

While the above-mentioned novel features lead to a much-increased complexity, the Surrogate “Level-Based” Lagrangian Relaxation (SLBLR) approach specifically tailored to solve the JRC problem, is presented in Section 3. Unlike other methods used for scheduling problems, the SLBLR dramatically reduces the combinatorial complexity upon decomposition into truck subproblems. The SLBLR method is the “price-based” coordination method with “level-based” stepsizing; both these features are explained ahead.

The *price-based feature* of the method is rooted in economic theory, whereby Lagrangian multipliers are viewed as “shadow prices”. Therefore, the solutions obtained are rested upon the economical principle of “supply and demand”. In terms of the JRC problem, the “demand” is the number of trucks needing to charge at a particular node of the road network and the “supply” is the number of charging stations. When the “demand” exceeds the “supply” (charging stations are oversubscribed), “prices” (not to be confused with the charging price) increase thereby discouraging trucks from making less “economically viable” decisions, i.e., from heading to an oversubscribed charging station thereby losing time and facing a higher penalty for late shipments. Multipliers thus possess the intuitive explainability feature behind the underlying decision making such as the grounds for the re-routing of trucks along the longer paths, which lead to lower overall costs. The same logic can be applied to the actual demand and supply of goods to be transported.

The SLBLR method (like other LR-based methods) is an iterative approach and optimal multipliers are obtained by taking a series of steps along multiplier-updating directions. While traditionally the subgradient directions were used, surrogate subgradients were shown to be more beneficial for saving computational effort and leading to smoother convergence. The choice of stepsizes is not only crucial for guaranteeing convergence but also important for achieving a high rate of convergence, e.g., fast *iteration-wise* convergence. The *level-based feature* of the method addresses the rate of convergence concern and rests upon Polyak’s stepsizing. Recently, SLBLR [79] demonstrated fast convergence, and several discrete programming problems have been solved while beating the default CPLEX by several orders of magnitude in terms of CPU time.

A series of case studies in Section 4 demonstrate that fast coordination of truck subproblems through the SLBLR method yields near-optimal feasible solutions for problems with different sizes: from five trucks to fifty. In addition, a financial impact analysis is conducted, demonstrating that increased capacity of truck batteries leads to a significant reduction in costs; meanwhile, increased charger power also results in fewer trucks being required to transport goods.

2 Problem Formulation

Consider a transportation network with

1. A set of nodes $n \in \mathcal{N}$;
2. A set of road segments $r \in \mathcal{R}$ with each segment characterized by a “starting node” $s(r)$ and “ending node” $e(r)$;²

¹Convergence of dual LR-based methods with ADMM being its member is understood as convergence in the dual space.

²Note that starting and ending nodes are not unique for a road segment since the road segments are generally bi-directional.

3. A set of heavy-duty electric vehicles (trucks) $v \in \mathcal{V}$;
4. A set of trips $t \in \mathcal{T} = \{1, \dots, T\}$ with each trip being a one-way trip either from a depot at node $n^d \in \mathcal{N}^d \subset \mathcal{N}$ to a port $n^p \in \mathcal{N}^p \subset \mathcal{N}$ or from n^p to n^d ;
5. A set of nodes $n^c \in \mathcal{N}^c \subset \mathcal{N}$ containing charging stations;
6. A lookahead horizon $p \in \mathcal{P}$ with P being the total number of time periods: $\mathcal{P} = \{1, 2, \dots, P\}$, and
7. Products $pr_n \in \mathcal{PR}$ that needs to be delivered either from depot to port $n = n^p$ or from port to depot $n = n^d$.

The time required to travel through a road segment r is $T_{r,p}^{tr}$, which may depend on the time of the day p as well as the direction traveled (e.g., for any two adjacent nodes n_1 and n_2 , generally, $T_{(n_1,n_2),p}^{tr} \neq T_{(n_2,n_1),p}^{tr}$), and the charging cost is C_{p,n^c}^{ch} per every time period p at node n^c .

In this paper, the following assumptions are made:

1. Each truck v is designated to a certain depot n_v^d and is expected to pick up cargo from a certain port n_v^p .³
2. Each truck is expected to be fully charged overnight, i.e., the initial charge is 100%. This assumption is not strict, since the methodology developed further will be able to handle any level of the initial charge, if feasible;
3. Each port is a node $n^p \in \mathcal{N}^p$ whereby cargo is loaded, and each port is equipped with a charging station;
4. Each depot is a node $n^d \in \mathcal{N}^d$ whereby the cargo is unloaded, and each depot is also equipped with a charging station;
5. Other nodes of the network $n \in \mathcal{N} \setminus \{\mathcal{N}^p \cup \mathcal{N}^d\}$ may or may not contain a charging station;
6. Driving along a road segment r is *non-preemptive*, that is, once started driving at time p , the truck will arrive at the end of the road segment after $T_{r,p}^{tr}$ time periods;
7. Each truck v can take several trips (not necessarily T) during a scheduling horizon as long as the last trip ends at n_v^d ;
8. The increase in the truck battery's state of charge is a linear function of charging time;

Figure 1 schematically illustrates one possible routing-charging scenario of one truck (truck 1). After overnight charging at the depot (charging station located at node $n_1^d = 1$), the truck sets out to pick up the cargo at the port. Having a sufficient amount of charge, the truck drives past the charging station at node $n^c = 2$. At node $n_1^p = 3$, the truck loads (here the loading time is assumed negligible). After loading, the truck chooses road segment (3, 4) because there is traffic congestion in branch (3, 2). At node $n^c = 4$, the truck needs to decide whether to charge at $n^c = 2$ or $n^c = 5$. In this example, it is assumed that the charging station $n^c = 5$ is oversubscribed leading to a potentially long waiting time. The truck then travels to node $n^c = 2$ to charge. After charging, the truck returns to the depot.

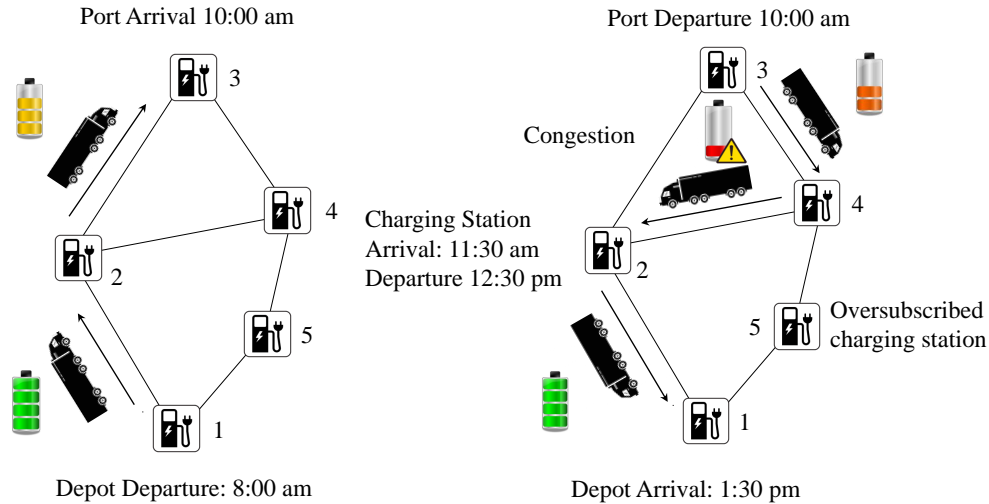


Figure 1: A potential routing and charging scenario for a sample electric truck.

Overall, the truck needs to decide when to take which road segment, which charging station to choose, and for how long. Ultimately, the cargo picked up at the port, needs to be unloaded at the depot. The above process needs to be

³The difference from n^d and n_v^d is that n^d is a dummy index from a set \mathcal{N}^d whereas n_v^d is a specific node.

repeated until the demand at the depot is satisfied. In the same fashion, the demand at the port is satisfied. These considerations will be mathematically formulated next.

The goal is to transport all goods from the origin nodes to the destination nodes (and vice versa) while co-minimizing the total charging and labor costs, as well as the tardiness penalties due to goods shipped late at the destination nodes.

The rest of the section is organized as follows. In subsection 2.1, constraints for scheduling the movement as well as the charging of a heavy-duty truck within one-way trips are modeled. Loading/unloading constraints to connect one-way trips are introduced in subsection 2.2. The multiple-truck scenario will then be considered in subsection 2.3 by introducing charging station “capacity” constraints.

2.1 Trip-Wise Constraints

To capture trucks traveling and charging within a one-way trip, several sets of binary decision variables are introduced:

1. To capture the beginning of a trip, let $x_{v,n,p,t}^{tr,d} = 1$ if truck v chooses to depart from node n at time p at trip t (trip number t) and $x_{v,n,p,t}^{tr,d} = 0$ otherwise;
2. The “arrival” binary decision variable $x_{v,n,p,t}^{tr,a}$ is similarly defined;
3. To capture the status of charging, let $x_{v,n^c,p,t}^{ch} = 1$ if truck v chooses to charge at node n^c during time period p and $x_{v,n^c,p,t}^{ch} = 0$ otherwise;
4. To capture beginning and completion of charging, let $x_{v,n^c,p_1,t}^{ch,b} = 1$ and $x_{v,n^c,p_2,t}^{ch,c} = 1$ if truck v began charging during trip t at node n^c at time p_1 and ended charging at time p_2 , respectively.

Truck Availability. For every truck v , the first trip $t = 1$ starts at a depot $n = n_v^d$ after the time av_v truck v is available. To capture this condition (as well as several conditions thereafter), binary variable $x_{v,t}^{trip}$ is introduced:

$$x_{v,1}^{trip} = 1 \Rightarrow d_{v,n_v^d,1} \geq av_v, \forall (v \in \mathcal{V}), \quad (1)$$

where $d_{v,n_v^d,1}$ is the departure time. The above set of constraints contain logical implications, as well as other similarly defined constraints thereafter, which are linearized by using big-M constraints as such:

$$d_{v,n_d,1} \geq av_v - M \cdot (1 - x_{v,1}^{trip}), \forall (v \in \mathcal{V}), \quad (2)$$

where M is a large number. Indeed, if $x_{v,1}^{trip} = 1$, then $d_{v,n_d,1} \geq av_v$ as required by (1); if $x_{v,1}^{trip} = 0$, then (1) is redundant.

Departure-Arrival Relationship. To make sure that truck v can only depart from at most one node during every trip t , the following set of constraints is introduced:

$$\sum_{n \in \mathcal{N}} x_{v,n,p,t}^{tr,d} \leq 1, \forall (v \in \mathcal{V}, p \in \mathcal{P}, t \in \mathcal{T}). \quad (3)$$

Moreover, truck v can only depart once, therefore, summation over the time periods is also required:

$$\sum_{p \in \mathcal{P}} x_{v,n,p,t}^{tr,d} \leq 1, \forall (v \in \mathcal{V}, n \in \mathcal{N}, t \in \mathcal{T}). \quad (4)$$

The corresponding departure time $d_{v,n,t}$ is determined through the following set of constraints:

$$\sum_{p \in \mathcal{P}} p \cdot x_{v,n,p,t}^{tr,d} = d_{v,n,t}, \forall (v \in \mathcal{V}, n \in \mathcal{N}, t \in \mathcal{T}). \quad (5)$$

The above constraints (3)-(5) also hold for the binary arrival indicator $x_{v,n,p,t}^{tr,a}$ and integer arrival time $a_{v,n,t}$ decision variables and for brevity are not shown.

Once truck v departs from node $s(r)$ (starting node of road segment r), it needs to arrive at one of the nodes $e(r)$ (ending node of road segment r) $T_{r,p}^{tr}$ units of time later (due to non-preemptiveness), which is captured through the following set of constraints:

$$x_{v,n,p,t}^{tr,d} = 1 \Rightarrow \sum_{r \in \mathcal{R}: s(r)=n} x_{v,e(r),p+T_{r,p}^{tr}-1,t}^{tr,a} = 1, \forall (v \in \mathcal{V}, n \in \mathcal{N}, t \in \mathcal{T}, p \in \mathcal{P}). \quad (6)$$

The above relationship goes both ways: if truck v arrived at node n , it must have departed in the past $T_{r,p}^{tr}$ units of time ago from one of the nodes directly connected by road segments with node n :

$$x_{v,n,p,t}^{tr,a} = 1 \Rightarrow \sum_{r \in \mathcal{R}: e(r)=n} x_{v,s(r),p-T_{r,p}^{tr}+1,t}^{tr,d} = 1, \forall (v \in \mathcal{V}, n \in \mathcal{N}, t \in \mathcal{T}, p \in \mathcal{P}). \quad (7)$$

In the above constraints, one unit of time is added or subtracted from the travel time as appropriate because of the discrete nature of the time periods: departure is understood at the top of the time period while arrival is understood at the end of the time period. For example, if the truck departed at the beginning of time 3 and traveled 3 units of time, then the arrival will be at $3 + 3 - 1 = 5$, that is truck travels during three time periods 3, 4, and 5.

Moreover, once truck v arrives at node n , it needs to depart from n in the future, unless truck v reached the destination $\in \{n_v^p \cup n_v^d\}$.⁴ The following sets of constraints, capture this relationship:

$$x_{v,n,p,t}^{tr,a} = 1 \Rightarrow \sum_{p' \in \mathcal{P}: p' \geq p+1} x_{v,n,p',t}^{tr,d} = 1, \forall (v \in \mathcal{V}, n \in \mathcal{N} \setminus \{n_v^p \cup n_v^d\}, t \in \mathcal{T}, p \in \mathcal{P}). \quad (8)$$

Charging and Discharging. While travelling, truck v discharges at rate $\Delta s^{dch,l}\%$ per time period, if loaded, and with rate $\Delta s^{dch,e}\%$, if empty. To capture the effect of the above discharge rates, binary decision variables $x_{v,t,pr}^l$ are introduced to indicate whether truck v is loaded by product pr during trip t ($x_{v,t,pr}^l = 1$) or empty ($x_{v,t,pr}^l = 0$). With the help of the above-defined “departure” and “arrival” decision variables, the state of charge becomes:

$$x_{v,n,p,t}^{tr,d} = 1 \wedge x_{v,e(r),p+T_{r,p}^{tr}-1,t}^{tr,a} = 1 \wedge \sum_{pr \in \mathcal{PR}} x_{v,t,pr}^l = 1 \Rightarrow s_{v,e(r),t}^{ch} = s_{v,n,t}^{ch} - \frac{\Delta s_r^{dch,l}}{100} \cdot T_{r,p}^{tr} \cdot x_{v,e(r),p+T_{r,p}^{tr}-1,t}^{tr,a}, \quad (9)$$

$$\forall (v \in \mathcal{V}, n \in \mathcal{N}, r \in \mathcal{R}: s(r)=n, t \in \mathcal{T}, p \in \mathcal{P}: p+T_{r,p}^{tr}-1 \leq P),$$

where $s_{v,n,t}^{ch} \in [0, 1]$ is a continuous decision variable capturing the state of charge for the battery of truck v at node n during trip t ; \wedge denotes the conjunction (also referred to as the “logical AND”).

For completeness, if truck v is empty during trip t then the above constraint becomes:

$$x_{v,n,p,t}^{tr,d} = 1 \wedge x_{v,e(r),p+T_{r,p}^{tr}-1,t}^{tr,a} = 1 \wedge \sum_{pr \in \mathcal{PR}} x_{v,t,pr}^l = 0 \Rightarrow s_{v,e(r),t}^{ch} = s_{v,n,t}^{ch} - \frac{\Delta s_r^{dch,e}}{100} \cdot T_{r,p}^{tr} \cdot x_{v,e(r),p+T_{r,p}^{tr}-1,t}^{tr,a}, \quad (10)$$

$$\forall (v \in \mathcal{V}, n \in \mathcal{N}, r \in \mathcal{R}: s(r)=n, t \in \mathcal{T}, p \in \mathcal{P}: p+T_{r,p}^{tr}-1 \leq P).$$

At nodes equipped with chargers, electric truck v can make a decision to charge. Assuming that $\Delta s^{ch}\%$ is the charge rate per time period, (9) is modified as:

$$x_{v,n,p,t}^{tr,d} = 1 \wedge x_{v,e(r),p+T_{r,p}^{tr}-1,t}^{tr,a} = 1 \wedge \sum_{pr \in \mathcal{PR}} x_{v,t,pr}^l = 1 \Rightarrow s_{v,e(r),t}^{ch} = s_{v,n,t}^{ch} - \frac{\Delta s_r^{dch,l}}{100} \cdot T_{r,p}^{tr} \cdot x_{v,e(r),p+T_{r,p}^{tr}-1,t}^{tr,a} + \sum_{p' \in \mathcal{P}} \frac{\Delta s_r^{ch}}{100} \cdot x_{v,e(r),p',t}^{ch}, \forall (v \in \mathcal{V}, n \in \mathcal{N}, r \in \mathcal{R}: s(r)=n, t \in \mathcal{T}, p \in \mathcal{P}: p+T_{r,p}^{tr}-1 \leq P). \quad (11)$$

Equation (10) is modified in the same way.

In (11), the amount of energy charged is determined through the number of time periods used for charging. However, the appropriate timing for charging needs to be determined to make sure that electric truck v can charge only if it arrived at and departed from node n^c . Therefore, the following constraints are introduced:

$$\sum_{p'=1}^{p-1} x_{v,n^c,p',t}^{tr,a} \geq x_{v,n^c,p,t}^{ch}, \forall (v \in \mathcal{V}, n^c \in \mathcal{N}^c, t \in \mathcal{T}, p \in \mathcal{P}). \quad (12)$$

⁴Note that after arriving at the destination, the truck may still depart. However, the departure will happen during the next trip $t + 1$, which will be discussed in subsection 2.2.

In the equation above, the upper limit of summation $p - 1$ is once again used because of the discrete nature of the time periods; if truck v arrives at the end of the time period $p - 1$, truck v can start charging at time p .

The charging will not be possible after the departure, which is captured through the following set of constraints:

$$1 - \sum_{p'=1}^p x_{v,n^c,p',t}^{tr,d} \geq x_{v,n^c,p,t}^{ch}, \forall (v \in \mathcal{V}, n^c \in \mathcal{N}^c, t \in \mathcal{T}, p \in \mathcal{P}). \quad (13)$$

If truck v departs at time p , it is no longer eligible for charging starting at time p .

The beginning $b_{v,n^c,t}$ and completion $c_{v,n^c,t}$ times of charging are captured by introducing binary variables $x_{v,n^c,p,t}^{ch,b}$ and $x_{v,n^c,p,t}^{ch,c}$ in the same way as departure times are captured within (5). The same relations as in (3) and (4) hold for $x_{v,n^c,p,t}^{ch,b}$ and $x_{v,n^c,p,t}^{ch,c}$ as well. These binary variables are linked to $x_{v,n^c,p,t}^{ch}$ in the following ways:

$$x_{v,n^c,p,t}^{ch,b} \geq x_{v,n^c,p,t}^{ch} - x_{v,n^c,p-1,t}^{ch}, \forall (v \in \mathcal{V}, n^c \in \mathcal{N}^c, t \in \mathcal{T}, p \in \mathcal{P} \setminus \{1\}) \quad (14)$$

$$x_{v,n^c,p-1,t}^{ch,c} \geq x_{v,n^c,p-1,t}^{ch} - x_{v,n^c,p,t}^{ch}, \forall (v \in \mathcal{V}, n^c \in \mathcal{N}^c, t \in \mathcal{T}, p \in \mathcal{P} \setminus \{1\}). \quad (15)$$

Drop-off Time Constraints. Since the goal is to co-optimize charging cost and the tardiness, as stated at the beginning of the section, drop-off times will be captured through the use of the integer variables $dr_{v,t,n,pr}$:

$$x_{v,t,pr}^l = 1 \Rightarrow dr_{v,t,n,pr} = a_{v,n,t}, \forall (v \in \mathcal{V}, n \in \{\mathcal{N}^p \cup \mathcal{N}^d\}, t \in \mathcal{T}, pr \in \mathcal{PR}). \quad (16)$$

2.2 Trip-Connecting Constraints

Generally, the number of trips need to be taken is to be decided through optimization. To capture whether a particular trip is taken, binary variables are introduced $x_{v,t}^{trip} = 1$, if truck v takes trip t and $x_{v,t}^{trip} = 0$, otherwise. If truck v is to take the “next” trip $t + 1$ (which is decided either at a depot n_v^d or at a port n_v^p), then the beginning time of the next trip ($t + 1$) will relate to the arrival time as well as the charging completion time of the previous trip (t) in the following ways:

$$x_{v,t+1}^{trip} = 1 \wedge \sum_{p \in \mathcal{P}} x_{v,n,p,t}^{ch} = 0 \Rightarrow d_{v,n,t+1} \geq a_{v,n,t} + 1, \forall (v \in \mathcal{V}, n \in \{n_d, n_p\}, t \in \mathcal{T} \setminus \{T\}) \quad (17)$$

$$x_{v,t+1}^{trip} = 1 \wedge \sum_{p \in \mathcal{P}} x_{v,n,p,t}^{ch} = 1 \Rightarrow d_{v,n,t+1} \geq c_{v,n,t} + 1, \forall (v \in \mathcal{V}, n \in \{n_d, n_p\}, t \in \mathcal{T} \setminus \{T\}). \quad (18)$$

The above constraints ensure that if truck v is not charging (per (17)), then the next trip $t + 1$ may start immediately after the completion of the previous trip t ; if the truck needs to charge (per (18)), then the next trip $t + 1$ may start immediately after the completion of the charging within previous trip t .

Moreover, at a port ($n = n_v^p$), truck v has to depart to return to a depot, regardless of whether the truck is loaded or not, which is captured through the following set of constraints:

$$x_{v,t}^{trip} = 1 \wedge \sum_{p \in \mathcal{P}} x_{v,n,p,t}^{ch} = 0 \Rightarrow d_{v,n,t+1} \geq a_{v,n,t} + 1, \forall (v \in \mathcal{V}, n = n_v^p, t \in \mathcal{T}), \quad (19)$$

$$x_{v,t}^{trip} = 1 \wedge \sum_{p \in \mathcal{P}} x_{v,n,p,t}^{ch} = 1 \Rightarrow d_{v,n,t+1} \geq c_{v,n,t} + 1, \forall (v \in \mathcal{V}, n = n_v^p, t \in \mathcal{T}). \quad (20)$$

Since ports and depots are equipped with chargers, truck v can make a decision to charge. In the next trip, the charging levels are determined as:

$$x_{v,t+1}^{trip} = 1 \Rightarrow s_{v,n,t+1}^{ch} = s_{v,n,t}^{ch}, \forall (v \in \mathcal{V}, n \in \{n_v^d, n_v^p\}, t \in \mathcal{T} \setminus \{T\}), \quad (21)$$

$$x_{v,t}^{trip} = 1 \Rightarrow s_{v,n,t+1}^{ch} = s_{v,n,t}^{ch}, \forall (v \in \mathcal{V}, n \in n_v^p, t \in \mathcal{T}). \quad (22)$$

Equation (22) above follows the same logic as (17)-(20). Note that charging at nodes $\{n_d, n_p\}$ is already accounted for during trip t within (9)-(11).

Moreover, trucks cannot be loaded unless trips are taken:

$$x_{v,t}^l \leq x_{v,t}^{trip}, \forall (v \in \mathcal{V}, t \in \mathcal{T}). \quad (23)$$

Trips cannot be skipped:

$$x_{v,t+1}^{trip} \leq x_{v,t}^{trip}, \forall (v \in \mathcal{V}, t \in \mathcal{T}). \quad (24)$$

2.3 Truck-Coupling Constraints

Demand Constraints. Loaded trucks drop off cargo at the end of the trip. For inbound trips (to the depot), the dropped-off cargo pr_{n^d} will go towards satisfying the demand $D_{n^d,pr_{n^d}}$ at the depot n^d ; for outbound trips (out from the depot), the dropped-off cargo pr_{n^p} will go towards satisfying the demand $D_{n^p,pr_{n^p}}$ at the port n^p :

$$\sum_{t \in \mathcal{T}^i \subset \mathcal{T}, v \in \mathcal{V}} x_{v,t,pr_{n^p}}^l = D_{n^p,pr_{n^p}}, \forall (n^p \in \mathcal{N}^p, pr_{n^p} \in \mathcal{PR}), \quad (25)$$

$$\sum_{t \in \mathcal{T}^o \subset \mathcal{T}, v \in \mathcal{V}} x_{v,t,pr_{n^d}}^l = D_{n^d,pr_{n^d}}, \forall (n^d \in \mathcal{N}^d, pr_{n^d} \in \mathcal{PR}). \quad (26)$$

Here \mathcal{T}^i is a subset of inbound trips (e.g., trips with odd numbers), and \mathcal{T}^o is a subset of outbound trips.

Charging Station Capacity Constraints. To avoid the situation that more trucks are charging at the same time p at node n than the number of charging stations C_n , the following ‘‘charging station capacity’’ constraint is introduced:

$$\sum_{v \in \mathcal{V}, t \in \mathcal{T}} x_{v,n^c,p,t}^{ch} \leq C_n, \forall (n^c \in \mathcal{N}^c, p \in \mathcal{P}). \quad (27)$$

In (27), the summation is over trips and trucks since a given point in time p may correspond to different trips for different trucks.

Product Drop-Off Constraints and Tardiness. The drop-off times dr_{v,t,pr_n} is captured in (16), The latest drop-off time for product pr is captured as:

$$\bar{dr}_{pr} \geq dr_{v,t,pr}, \forall (v \in \mathcal{V}, t \in \mathcal{T}, pr \in \mathcal{PR}). \quad (28)$$

The tardiness is then defined as:

$$\bar{dr}_{pr} - due_{pr} \leq tard_{pr}, \forall (pr \in \mathcal{PR}). \quad (29)$$

2.4 Objective Function.

The objective function is to minimize the total labor, charging, and tardiness costs as follows:

$$\begin{aligned} \min \{ & \sum_{v \in \mathcal{V}} O_v(d, k, x) + O^{pr}(tard) \} = \min \left\{ \sum_{v \in \mathcal{V}} C^{lab} \cdot (k_{v,n_{v,d}} - d_{v,n_{v,d},1}) + \right. \\ & \left. \sum_{v \in \mathcal{V}, n^c \in \mathcal{N}^c, t \in \mathcal{T}, p \in \mathcal{P}} C_{p,n^c}^{ch} \cdot x_{v,n^c,p,t}^{ch} + \sum_{pr \in \mathcal{PR}} C_{pr}^{tard} \cdot tard_{pr} \right\}. \end{aligned} \quad (30)$$

Here $k_{v,n_{v,d}}$ is introduced to capture the arrival time of vehicle v at the depot $n_{v,d}$ as:

$$k_{v,n_{v,d}} \geq a_{v,n_{v,d},t}, \forall (t \in \mathcal{T}). \quad (31)$$

Accordingly, the term $(k_{v,n_{v,d}} - d_{v,n_{v,d},1})$ is the total time driver spends on the road (difference between completion of the last drop-off and the departure during the first trip). The total labor and charging costs are collectively represented as an additive form $\sum_{v \in \mathcal{V}} O_v(d, k, x)$ in terms of trucks v . The separability of the last term $O^{pr}(tard) = \sum_{pr \in \mathcal{PR}} tard_{pr}$ in terms of trucks is less obvious. Nevertheless, the drastic reduction of complexity through the formulation of much smaller and much less complex truck subproblems will be exploited in the following section 3.

3 Solution Methodology

In this section, the recently developed Surrogate ‘‘Level-Based’’ Lagrangian Relaxation approach [79] will be used to solve the joint routing and charging problem formulated in the previous Section 2. Since the Lagrangian Relaxation is the dual approach, it relies on the optimization of the nonconvex dual function, which, in a general form can be written as:

$$\max_{\Lambda} \{ q_{\rho}(\Lambda) : \Lambda \in \mathbb{R}^{|\mathcal{N}^p| \cdot |\mathcal{PR}|} \times \mathbb{R}^{|\mathcal{N}^d| \cdot |\mathcal{PR}|} \times \mathbb{R}^{|\mathcal{N}^c| \cdot |\mathcal{P}|} \}, \quad (32)$$

with

$$q_\rho(\Lambda) = \min_{x,a,d,dr,s} \left\{ L_\rho(x, a, d, dr, s, \Lambda) \right\}, \quad (33)$$

where $L_\rho(x, a, d, dr, s, \Lambda) \equiv \sum_{v \in \mathcal{V}} O_v(d, k, x) + O^{pr}(tard) + \Lambda \cdot R(x) + \rho \cdot \|R(x)\|_1$ is the “absolute-value” Lagrangian function [80] which is formed by relaxing demand (25)-(26) and charging station capacity (27) constraints, as well as by penalizing their violations. Minimization within (33) is referred to as the “relaxed problem.” $R(x)$ is a vector of constraint violations defined as:

$$R(x) = \begin{pmatrix} \sum_{t \in \mathcal{T}^i \subset \mathcal{T}, v \in \mathcal{V}} x_{v,t,pr}^l - D_{n_p,pr} \\ \sum_{t \in \mathcal{T}^o \subset \mathcal{T}, v \in \mathcal{V}} x_{v,t,pr}^l - D_{n_d,pr} \\ \sum_{v \in \mathcal{V}, t \in \mathcal{T}} x_{v,n^c,p,t}^{ch} - C_n \end{pmatrix} \quad (34)$$

$\Lambda = \{ \{ \lambda_{n^d,pr}^{T,d} \}, \{ \lambda_{n^p,pr}^{T,p} \}, \{ \lambda_{n^c,p}^{ch} \} \}$ is the vector of corresponding Lagrangian multipliers. Variables x above collectively define all the binary decision variables; variables ar, d, dr and s define the arrival time, departure time, drop-off time, and the state of charge decision variables, respectively.

While the decomposition into the truck-subproblems defined above (which contain much fewer decision variables as compared to the original problem) exponentially reduces the computational effort, the coordination is tantamount to the optimization of the non-smooth dual function (32), which has been recognized as a challenging problem since the seminal work of Polyak [81].

To maximize the dual function, multipliers are updated by taking a series of steps along “surrogate subgradients” (used in place of traditional subgradients), e.g., [82], though to set stepsizes, the optimal dual value $q(\Lambda^*)$ has been required. To ensure convergence, the recent “Surrogate Level-Based Lagrangian Relaxation” approach [79] is chosen with a decision-based principle to determine “level values” (overestimates of $q(\Lambda^*)$ approaching from above) thereby avoiding the guesswork of estimating $q(\Lambda^*)$.

The dual function (32) is maximized by updating Lagrange multipliers Λ by taking a series of steps α^k along “surrogate” sub-gradient directions, which are levels of constraint violation as:

$$\Lambda^{k+1} = \Lambda^k + \alpha^k \cdot R(\tilde{x}^k). \quad (35)$$

The components of Λ associated with “charging capacity” constraints are projected onto a positive orthant $\{ \lambda | \{ \lambda_{n^c,p}^{ch} \geq 0, \forall (n^c \in \mathcal{N}^c, p \in \mathcal{P}) \} \}$. Following [79], the step-sizes are set as by using “level values” \bar{q}_j as:

$$\alpha^k = \zeta \cdot \frac{1}{|\mathcal{V}|} \cdot \frac{\bar{q}_j - L_\rho(\tilde{x}^k, \tilde{a}^k, \tilde{d}^k, \tilde{dr}^k, \tilde{s}^k, \lambda^k)}{\|R(\tilde{x}^k)\|_2^2}, \zeta < 1. \quad (36)$$

Here “tilde” is used to distinguish optimal solutions to the relaxed problem, from the solutions to the relaxed problem obtained by solving one truck subproblem. Accordingly, $L_\rho(\tilde{x}^k, \tilde{a}^k, \tilde{d}^k, \tilde{dr}^k, \tilde{s}^k, \lambda^k)$ is referred to as a “surrogate dual value” which is an optimized (not necessarily optimal) value of the “absolute-value” Lagrangian function.

To operationalize the above scheme, the following is required:

1. The values of \bar{q}_j are set after detecting divergence of multipliers through the following “multiplier-divergence-detection” feasibility problem:

$$\begin{cases} \|\Lambda - \Lambda^{k_j+1}\| \leq \|\Lambda - \Lambda^{k_j}\|, \\ \|\Lambda - \Lambda^{k_j+2}\| \leq \|\Lambda - \Lambda^{k_j+1}\|, \\ \dots \\ \|\Lambda - \Lambda^{k_j+n_j}\| \leq \|\Lambda - \Lambda^{k_j+n_j-1}\|, \end{cases} \quad (37)$$

If the above system of equations admits no feasible solution with respect to Λ for some k_j and n_j , then $\exists \kappa \in [k_j, k_j + n_j]$ such that

$$\bar{q}_j = \max_{\kappa \in [k_j, k_j + n_j]} \bar{q}_{\kappa,j} > q_\rho(\Lambda^*), \quad (38)$$

where

$$\bar{q}_{\kappa,j} = \alpha^\kappa \cdot |\mathcal{V}| \cdot \|R(\tilde{x}^\kappa)\|_2^2 + L_\rho(\tilde{x}^\kappa, \tilde{a}^\kappa, \tilde{d}^\kappa, \tilde{dr}^\kappa, \tilde{s}^\kappa, \Lambda^\kappa). \quad (39)$$

While k is the iteration number, j is the “level-value” update number; the same level value \bar{q}_j is used for multiplier iterations $\kappa \in [k_j, k_j + n_j]$. Iterations k_j and n_j are determined based on how long it takes to detect multiplier divergence and how often.

2. The “tilde” is used to denote solutions to the relaxed problem obtained by solving one subproblem at a time rather than carrying out exact minimization within (33). Subproblems are formulated as follows:

$$\min\{O_v + O^{pr,k-1}(tard) + \Lambda \cdot R^{k-1}(x) + \rho \cdot \|R^{k-1}(x)\|_1\}, \quad (40)$$

where

$$R^{k-1}(x) = \begin{pmatrix} \sum_{t \in \mathcal{T}^i \subset \mathcal{T}, v' \in \mathcal{V} \setminus \{v\}} x_{v,t,pr}^{l,k-1} + x_{v,t,pr}^l - D_{n_p,pr} \\ \sum_{t \in \mathcal{T}^o \subset \mathcal{T}, v' \in \mathcal{V} \setminus \{v\}} x_{v',t,pr}^{l,k-1} + x_{v',t,pr}^l - D_{n_d,pr} \\ \sum_{t \in \mathcal{T}, v' \in \mathcal{V} \setminus \{v\}} x_{v',n^c,p,t}^{ch,k-1} + x_{v,n^c,p,t}^{ch} - C_{n^c} \end{pmatrix}. \quad (41)$$

is a vector of constraint violations and

$$R(\tilde{x}^k) = \begin{pmatrix} \sum_{t \in \mathcal{T}^i \subset \mathcal{T}, v' \in \mathcal{V} \setminus \{v\}} x_{v,t,pr}^{l,k-1} + x_{v,t,pr}^{l,k} - D_{n_p,pr} \\ \sum_{t \in \mathcal{T}^o \subset \mathcal{T}, v' \in \mathcal{V} \setminus \{v\}} x_{v',t,pr}^{l,k-1} + x_{v',t,pr}^{l,k} - D_{n_d,pr} \\ \sum_{t \in \mathcal{T}, v' \in \mathcal{V} \setminus \{v\}} x_{v',n^c,p,t}^{ch,k-1} + x_{v,n^c,p,t}^{ch,k} - C_{n^c} \end{pmatrix}. \quad (42)$$

is a vector of surrogate subgradient multiplier-updating directions computed after solving subproblem (40). Moreover, $O^{pr,k-1}(tard)$, which is defined through tardiness $tard_{pr}$, which, in turn, is defined through drop off constraint as follows:

$$\begin{aligned} \bar{d}r_{pr} &\geq dr_{v,t,pr}, \forall (t \in \mathcal{T}, pr \in \mathcal{PR}), \\ \bar{d}r_{pr} &\geq dr_{v',t,pr}^{k-1}, \forall (v' \in \mathcal{V} \setminus v, t \in \mathcal{T}, pr \in \mathcal{PR}). \end{aligned} \quad (43)$$

The difference between (28) and (43) is that within (43), decision variables associated with electric trucks other than v are fixed at the latest values available up to the previous iteration $k - 1$.

The minimization within (40) involves piecewise linear penalties (l_1 norms), that efficiently penalize constraint violations and are exactly linearizable through the use of *special ordered sets*, thereby enabling the use of MILP solvers.

Algorithm. The entire algorithm is summarized as follows:

Input $\Lambda^0, \rho^0, \alpha^0, \beta > 1, \zeta < 1, \bar{q}_0 = +\infty, q^{max} = -\infty$

1. **While** stopping criteria are not satisfied **do**
2. Solve subproblem (40),
3. Calculate $R(\tilde{x}^k)$,
4. Calculate $L_\rho(\tilde{x}^k, \tilde{a}^k, \tilde{d}^k, \tilde{d}r^k, \tilde{s}^k, \Lambda^k)$,
5. Calculate stepsizes per (36),
6. Update multipliers per (35),
7. **If** $q^{max} < \alpha^k \cdot |\mathcal{V}| \cdot \|R(\tilde{x}^k)\|^2 + L_\rho(\tilde{x}^k, \tilde{a}^k, \tilde{d}^k, \tilde{d}r^k, \tilde{s}^k, \Lambda^k)$ **then** $q^{max} = \alpha^k \cdot |\mathcal{V}| \cdot \|R(\tilde{x}^k)\|^2 + L_\rho(\tilde{x}^k, \tilde{a}^k, \tilde{d}^k, \tilde{d}r^k, \tilde{s}^k, \Lambda^k)$
- EndIf**
8. $v \leftarrow v + 1$
9. $k \leftarrow k + 1$
10. **If** $v = |\mathcal{V}|$ **then** $v = 1$
- EndIf**
11. **If** (37) is infeasible **then** $\bar{q}_j = q^{max}, q^{max} = -\infty, j \leftarrow j + 1$
- EndIf**
12. **If** $R(\tilde{x}^k) = 0$ **then** record feasible cost **and** $\rho^k \leftarrow \rho^{k-1} / \beta, \beta > 1$.

EndWhile

Brief Discussion of the Algorithm. In 1, the following criteria can be used: number of iterations, CPU time, or the duality gap. Although to obtain the duality gap, a feasible cost and a dual value are needed. The feasible cost is obtained per 12, while to obtain a dual value, additional effort is needed: penalty coefficient ρ needs to be set to 0, and all electric truck subproblems need to be solved to optimality.

4 Numerical Testing

The solution methodology was implemented using CPLEX 22.1.0.0 with default settings on a server with a processor Intel(R) Core(TM) i9-9900X at 3.50 GHz and 64 GB of RAM. In Example 1, a small instance with 5 trucks, 1 port, and 1 warehouse is considered. The purpose of the example is to compare the performance of the new method with the performance of CPLEX with default settings. In Example 2, a medium-sized instance with 15 trucks, 1 port, and 1 warehouse is considered. The purpose of the example is to demonstrate that through novel scheduling considering routing and charging jointly, better routes are found as compared to scheduling that considers shortest paths. In Example 3, a large-scale real-world problem in the Greater Los Angeles area with 50 trucks, 1 port, and 3 depots is considered to demonstrate the scalability of the method. Moreover, within Example 3, several case studies with different parameters such as the number of charging stations, speed of charging as well as the battery capacity size of electric trucks are considered to provide insights into the economic impacts of the above parameters.

4.1 Example 1: Small Case with 5 Trucks.

In this example, a transportation network with 5 nodes is considered as shown in Figure 2. Arabic numerals next to road segments indicate the time periods needed to travel; for simplicity, it is assumed that the time required to travel in both directions along any road segment is the same.

The goal of a fleet of 5 trucks is to deliver (to export) 3 units of cargo from node 1 (Depot) to node 5 (Port) and to pick up (to import) 8 units of cargo from node 5 and deliver them to node 1. The charging rate is assumed to be 17% per time period while discharge rates are 5% if a truck is loaded and 2.5% if a truck is not loaded. Capacities of charging stations (the number of charging stations at each of the 5 nodes) are $\{2, 2, 1, 2, 2\}$, and the due times of cargo transport demands are: 45 time steps for the import and 20 time steps for the export.

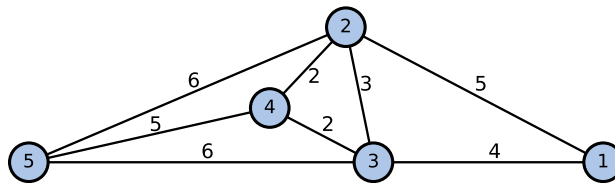


Figure 2: Network topology for Examples 1 and 2. The number of time periods required to travel (in both directions) is shown next to the respective road segments.

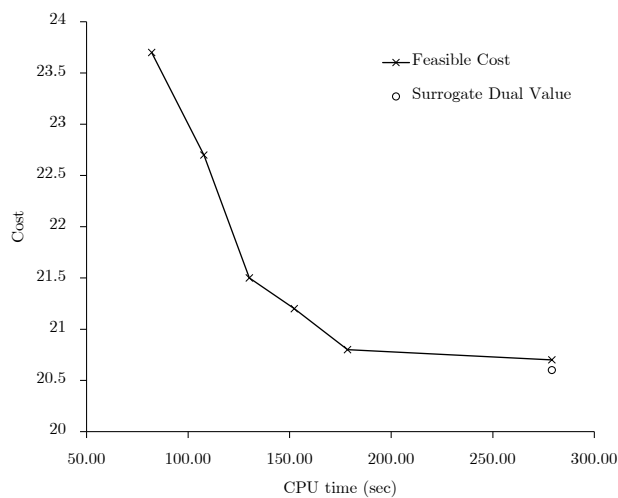


Figure 3: Solutions obtained by the SLBLR method for Example 1

Figure 3 demonstrates the performance of the proposed SLBLR method. As shown in the figure, the first feasible solution found by the SLBLR method is obtained within less than 100 seconds. The method intrinsically possesses

the ability to systematically improve the solution, since the “price-based” and systematical update of the Lagrangian multipliers leads to “more economical” solutions. Moreover, subproblem solutions, when close to feasibility, are easily repaired to obtain feasible solutions. As a result, the method is capable of improving upon previously obtained solutions with ease. Ultimately, a high-quality solution with a gap of less than 1% is obtained within 5 minutes.

The same problem instance is attempted to be solved by using CPLEX. After 1,000,000 seconds, no solution is found. The SLBLR method is thus at least 4 orders of magnitude faster.

4.2 Example 2: Medium-Scale Case with 15 Trucks.

In this example, the same road network is shown in Fig.1 as well as charging station capacities and due times. The goal of a fleet of 15 trucks is to deliver (to export) 8 units of cargo from node 1 (Depot) to node 5 (Port) and to pick up (to import) 24 units of cargo from node 5 and deliver them to node 1.

In this example, in order to provide insights into the advantages of joint electric truck routing and charging, results obtained by using the novel formulation are compared with the results obtained while considering shortest paths by disregarding nodes 2 and 4, since visiting these nodes increases the distance and the time traveled. For both cases, the CPU time limit was set to 10 minutes; for the joint scheduling the cost is 68.2 and for the “shortest path” joint scheduling the cost is 73.4. The scheduling results are demonstrated in Figure 4. Within the joint scheduling, since the trucks can take detours through nodes 2 and 4, they save time needed to wait for the availability of the charging station. Ultimately, the overall time (and tardiness) decreases.

For example trucks 1 and 3 (Figure 4 (top)) take a detour through node 4 to charge, and trucks 4 and 5 take a detour through node 2 since chargers at node 3 are occupied by trucks 8 and 11. In contrast, truck 1 (Figure 4 (top)) needs to wait 6 time periods during the first round trip to charge at node 3 because the charger is successively occupied by trucks 4, 7, and 5. Likewise, truck 2 needs to wait three time periods during both the first and the second round trips because the charger at node 3 is occupied by trucks 6 and 8 (during the first trip) and by trucks 3 and 4 (during the second trip). Overall, not only does joint routing and charging lead to a decrease in the cost but also one truck is spared (truck 15). We also discovered that the total time trucks wait for the available charger is reduced by 69%, and the overall operational cost is reduced by 6.8%.

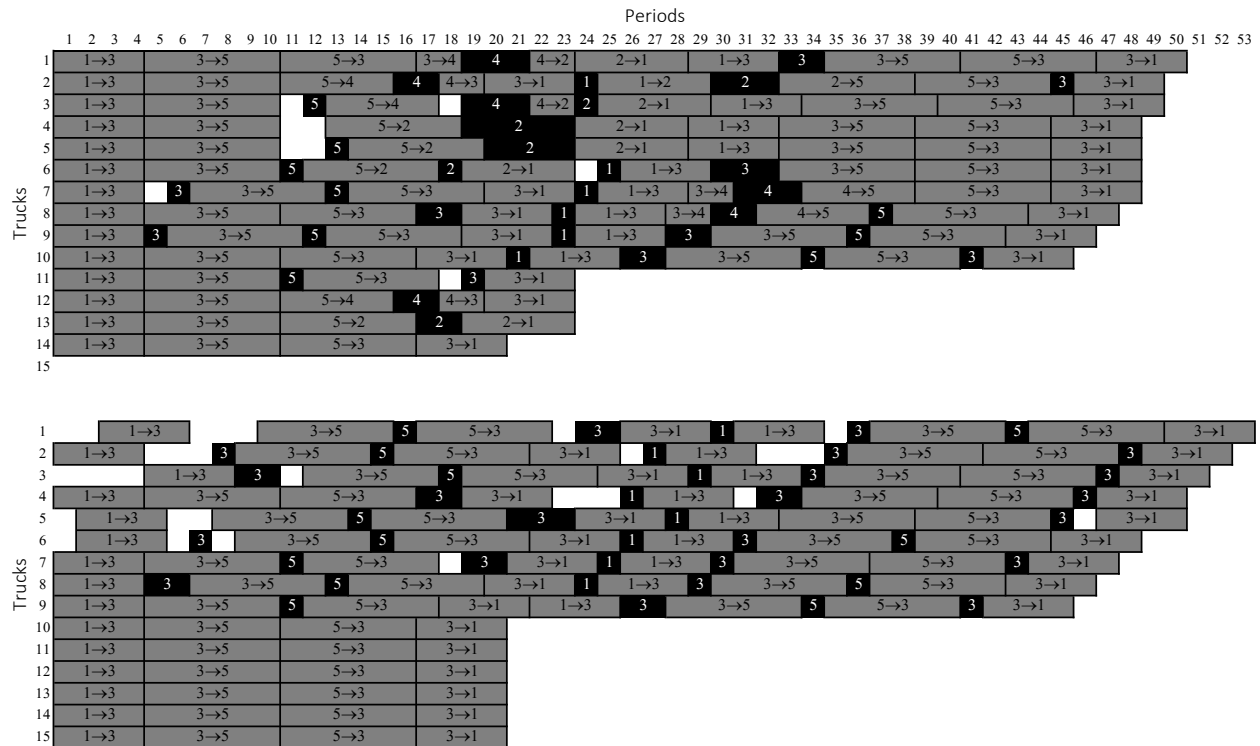


Figure 4: A side-by-side comparison of schedules obtained by using the novel modeling versus the “shortest path” approach for Example 2.

4.3 Example 3: Large-Scale Cases with 50 Trucks in the Greater Los Angeles Area.

In this example, a realistic road network topology within the Greater Los Angeles area with one port located at Long Beach and three warehouses located at node 4 (intersection of Interstate 405 and State Route 60), node 6 (intersection of State Routes 57 and 60), and node 7 (intersections of State Routes 60 and 91 with Interstate 215) is adopted as shown in Figure 5.



Figure 5: Road network, port, warehouses and charging stations for Example 3.

The fleet of 50 trucks operates from the warehouses at nodes 4, 6, and 7, containing 17, 13, and 20 trucks, respectively. The trucks are equipped with battery sizes of either 250kWh [29, 83] or 600kWh (estimated from [84]), featuring standard and long-range versions. The charging power of the base case is assumed to be 350kW [85]. We follow the regression model in [29] to determine the energy consumption rates of fully-loaded and empty trucks. Assuming that the weight of a fully loaded and an empty truck is 80,000 lb and 22,000 lb [83], respectively, we can obtain energy consumption rates of 2.267 kWh/mile for a fully loaded truck and 1.617 kWh/mile for an empty truck. We will study the impact of higher charging powers considering the industry trends [86]. The import requirements are 39, 35, and 33, and the export requirements are 32, 20, and 25, respectively.

A number of testing cases are considered in this example.

Base Case: In the base case, 30 trucks with 600 kWh batteries are located at the City of Industry and Riverside, and 20 trucks with 250 kWh batteries are located at El Monte. There are 3 chargers available at each node, each with a maximum charging power of 350 kW. The electric trucks associated with depots 6 and 7 have a longer range with a battery capacity of 600 kWh, while the electric trucks associated with node 4 have a smaller battery capacity of 250 kWh.

Cases 1.1-1.7: In this series of cases, we test the impacts of the number of chargers on the total operation cost. Accordingly, the number of chargers at nodes 1-7 is reduced from 3 to 1.

Case 2: In this case study, we evaluate the impacts of the size of the electric truck battery on the total operation cost. It is assumed that all trucks are equipped with a battery capacity of 600 kWh.

Case 3: In this case study, we quantify the impacts of maximum charging power on the total operation cost. The maximum charging power of all chargers is increased from 350kW to 700kW.

The optimization stopping criterion is 1800 seconds. The results for all the case studies are reported in Table 1.

When the number of chargers is reduced from 3 to 1, the overall operation cost increases the most in Cases 1.2 (8.6%), 1.3 (7.8%), 1.1 (7.3%), and 1.4 (6.7%) compared to the Base case. This means that the ordering of the best locations for electric truck charging stations are node 2 (intersection of Interstate 710 and State Route 60), node 3 (intersection of interstate 605 and State Route 91), node 1 (Port of Long Beach), and node 4 (intersection of Interstate 405 and State Route 60). Comparing Case 2 and the Base case, we can see that increasing the battery capacity of the 20 trucks at El Monte from 250kWh to 600kWh reduces not only the total operation cost by 27.9% but also the number of electric trucks needed from 49 to 43. Finally, comparing Case 3 and the Base case, we discover that increasing the maximum charging power of all chargers from 350kW to 700kW decreases the operation cost by 9.2%.

Detailed analysis of the impacts of battery capacity and maximum charging power on the cost and CPU time: In this part of the example, the same network as the one shown in Figure 5 is considered. The fleet of 50 trucks operates from the warehouses at nodes 4, 6, and 7, containing 10, 20, and 20 trucks, respectively. All trucks are equipped with battery sizes of 250kWh. The charging power of the base case is assumed to be 350kW and there are 6 chargers at each node. The import requirements are 29, 21, and 15, and the export requirements are 25, 23, and 14, respectively. The corresponding due times are 22 and 9 time periods.

A range of battery capacity and maximum charging power is considered in order to illustrate how these factors may affect both the overall cost and the solving time of a problem. With the maximum charging power fixed at 1.1 of the nominal value of 350kW, the method is run with battery capacities of 1.1, 1.3, 1.5, and 1.7 of the nominal value of 250kWh. According to Figure 6, increasing the battery capacity beyond 1.7 of the nominal value of 250kW (\equiv 425kW) does not result in a significant decrease in operating cost.

Table 1: The Feasible Operation Cost and CPU Time of Test Cases 1-3.

Case	Feasible Cost	CPU Time (sec)	Number of Trucks Used
Base	5527.39	894.53	49
Case 1.1	5934.63	1151.99	49
Case 1.2	6005.08	1149.49	49
Case 1.3	5959.69	887.32	49
Case 1.4	5900.92	929.83	49
Case 1.5	5578.95	1150.93	49
Case 1.6	5683.47	1662.93	49
Case 1.7	5574.17	1569.50	49
Case 2	4020.51	1153.15	43
Case 3	5017.30	1327.38	48

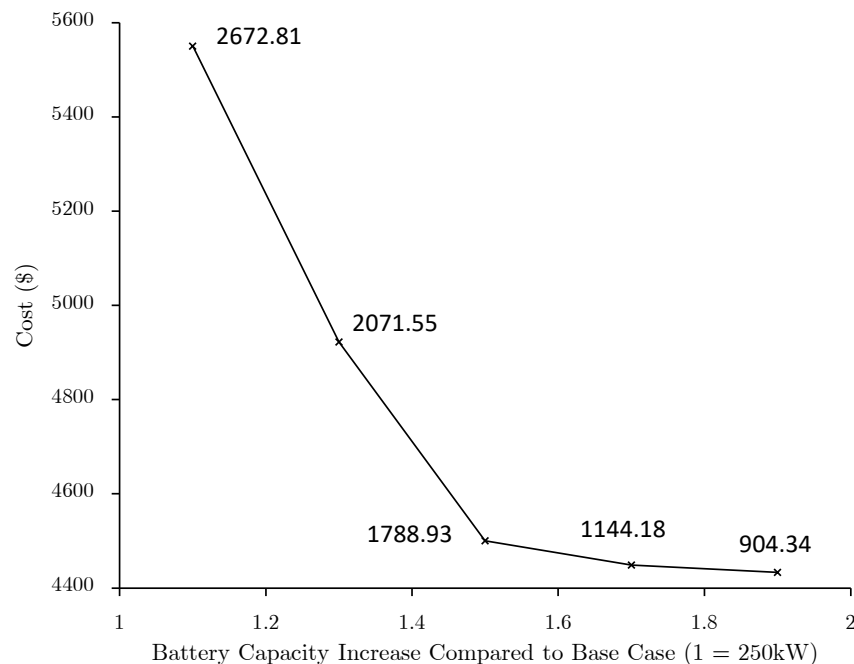


Figure 6: Total cost (y-axis) dependence on truck battery capacity. CPU times (in seconds) are also shown next to data points.

With a battery capacity of 1.5 of the nominal value of 250kWh, the method was run with a maximum charging power of 1.1, 1.3, 1.5, and 1.7 of the nominal value of 350kW. The results are shown in Figure 7. It is demonstrated once again that a significant reduction in cost does not result from increasing maximum charging power beyond 1.7 of the nominal value of 350kW (\equiv 595 kW). Based on both of the results above, it is remarkable that the time required for

solving the problem decreases with the increase in battery capacity and maximum charging power. Using longer-range electric trucks and more powerful chargers, trucks will spend less time charging, thereby making more binary variables zero and ultimately resulting in a reduction in computational complexity.

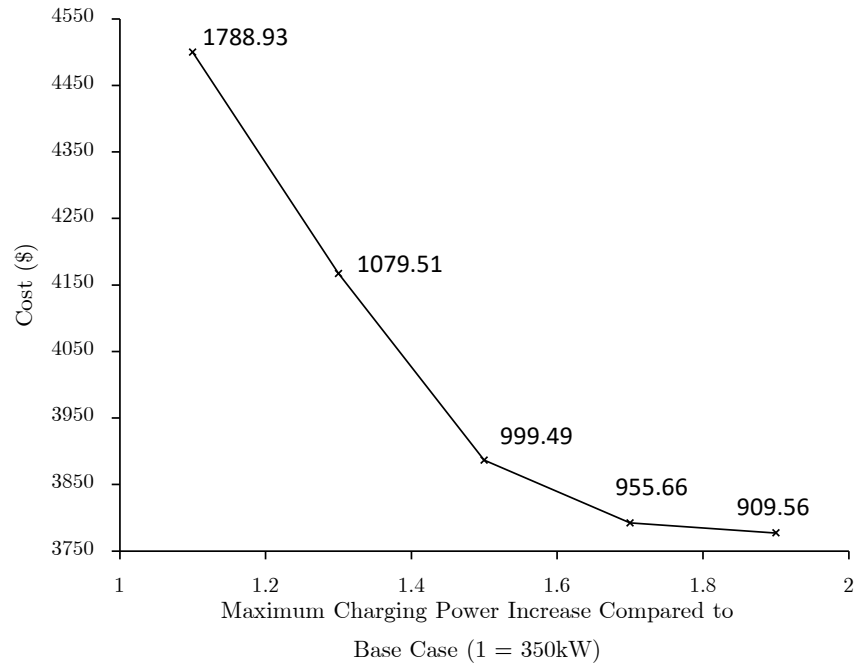


Figure 7: Total cost (y-axis) dependence on the maximum charging power of charging stations. CPU times (in seconds) are also shown next to data points.

5 Conclusion

This paper develops a novel formulation of the joint routing and charging problem for heavy-duty electric trucks. The optimization problem is to minimize total tardiness as well as transportation and charging costs. Through the application of decomposition and coordination principles, the proposed solution methodology is computationally efficient, allowing solving of the associated discrete optimization problem quickly. The newly developed method can obtain near-optimal solutions within a few minutes for small cases and within 30 minutes for large ones. Furthermore, it has been demonstrated that as truck battery size increases, the total cost decreases significantly; moreover, as maximum charging power increases, the number of electric trucks required decreases as well.

Broader Impact. In addition to its ability to drastically reduce the complexity of the joint routing and charging problem, the proposed method also provides Lagrangian multipliers, which can be treated as “shadow prices” and used to provide intuitive explanations of the underlying decision-making process. The solution methodology can also run “reactively” and online to adapt to unexpected events such as truck/charging station breakdowns, blockage of road segments due to traffic accidents, etc. In the presence of such events, Lagrangian multipliers are readjusted “on-the-fly” thereby providing re-routing guidance for the trucks. Since reducing wait times upstream would reduce propagation delays downstream, a lower tardiness rate would be beneficial for supply chain and downstream operations management.

Future Directions. As highlighted in [46], drivers may adjust speed to reduce energy consumption. Therefore, additional functionality including a choice of speed will be added to the novel formulation. Furthermore, since there may be uncertainties regarding demand [47, 51], availability of charging stations [4], and arrival times for electric trucks [49], the stochastic joint routing-charging problem (JRC) will also be considered. Although the above considerations add additional complexity to the solving process, preliminary results of a study in [87] indicate that well-trained deep neural networks can generate subproblem solutions within a matter of milliseconds.

References

- [1] “California greenhouse gas emissions for 2000 to 2017,” tech. rep., California Air Resources Board, 2019.
- [2] M. Savelsbergh and T. Van Woensel, “50th anniversary invited article—city logistics: Challenges and opportunities,” *Transportation Science*, vol. 50, no. 2, pp. 579–590, 2016.
- [3] T. P. Pantelidis, L. Li, T.-Y. Ma, J. Y. Chow, and S. E. G. Jabari, “A node-charge graph-based online carshare rebalancing policy with capacitated electric charging,” *Transportation Science*, vol. 56, no. 3, pp. 654–676, 2022.
- [4] M. Guillet, G. Hiermann, A. Kröller, and M. Schiffer, “Electric vehicle charging station search in stochastic environments,” *Transportation Science*, vol. 56, no. 2, pp. 483–500, 2022.
- [5] E. Fernández, M. Leitner, I. Ljubić, and M. Ruthmair, “Arc routing with electric vehicles: dynamic charging and speed-dependent energy consumption,” *Transportation Science*, vol. 56, no. 5, pp. 1111–1408, 2022.
- [6] A. Abdelwahed, P. L. van den Berg, T. Brandt, J. Collins, and W. Ketter, “Evaluating and optimizing opportunity fast-charging schedules in transit battery electric bus networks,” *Transportation Science*, vol. 54, no. 6, pp. 1601–1615, 2020.
- [7] “How to decarbonize heavy-duty transport and make it affordable.” <https://www.weforum.org/agenda/2021/08/how-to-decarbonize-heavy-duty-transport-affordable/>. Accessed: 2022-12-02.
- [8] A. Asadi and S. Nurre Pinkley, “A monotone approximate dynamic programming approach for the stochastic scheduling, allocation, and inventory replenishment problem: Applications to drone and electric vehicle battery swap stations,” *Transportation Science*, vol. 56, no. 4, pp. 1085–1110, 2022.
- [9] Y. Cao, Y. Wang, D. Li, and X. Chen, “Joint routing and wireless charging scheduling for electric vehicles with shuttle services,” *IEEE Internet of Things Journal*, 2022.
- [10] M. E. Kabir, I. Sorkhoh, B. Moussa, and C. Assi, “Joint routing and scheduling of mobile charging infrastructure for V2V energy transfer,” *IEEE Transactions on Intelligent Vehicles*, vol. 6, no. 4, pp. 736–746, 2021.
- [11] H. Zhang, J. Peng, H. Tan, H. Dong, and F. Ding, “A deep reinforcement learning-based energy management framework with Lagrangian relaxation for plug-in hybrid electric vehicle,” *IEEE Transactions on Transportation Electrification*, vol. 7, no. 3, pp. 1146–1160, 2020.
- [12] S. Zhang and K.-C. Leung, “A smart cross-system framework for joint allocation and scheduling with vehicle-to-grid regulation service,” *IEEE Transactions on Vehicular Technology*, vol. 71, no. 6, pp. 6019–6031, 2022.
- [13] S. Pelletier, O. Jabali, J. E. Mendoza, and G. Laporte, “The electric bus fleet transition problem,” *Transportation Research Part C: Emerging Technologies*, vol. 109, pp. 174–193, 2019.
- [14] H. Hu, B. Du, W. Liu, and P. Perez, “A joint optimisation model for charger locating and electric bus charging scheduling considering opportunity fast charging and uncertainties,” *Transportation Research Part C: Emerging Technologies*, vol. 141, p. 103732, 2022.
- [15] Y. Lin, K. Zhang, Z.-J. M. Shen, B. Ye, and L. Miao, “Multistage large-scale charging station planning for electric buses considering transportation network and power grid,” *Transportation Research Part C: Emerging Technologies*, vol. 107, pp. 423–443, 2019.
- [16] O. Oladimeji, A. Gonzalez-Castellanos, D. Pozo, Y. Dvorkin, and S. Acharya, “Impact of electric vehicle routing with stochastic demand on grid operation,” in *2021 IEEE Madrid PowerTech*, pp. 1–6, IEEE, 2021.
- [17] U. Breunig, R. Baldacci, R. F. Hartl, and T. Vidal, “The electric two-echelon vehicle routing problem,” *Computers & Operations Research*, vol. 103, pp. 198–210, 2019.
- [18] J. Lin and W. Zhou, “Important factors to daily vehicle routing cost of battery electric delivery trucks,” *International Journal of Sustainable Transportation*, vol. 15, no. 7, pp. 541–558, 2021.
- [19] M. E. Kabir, I. Sorkhoh, B. Moussa, and C. Assi, “Routing and scheduling of mobile EV chargers for vehicle to vehicle (V2V) energy transfer,” in *2020 IEEE Power & Energy Society General Meeting (PESGM)*, pp. 1–5, 2020.
- [20] Y. Liang, Z. Ding, T. Zhao, and W.-J. Lee, “Real-time operation management for battery swapping-charging system via multi-agent deep reinforcement learning,” *IEEE Transactions on Smart Grid*, pp. 1–1, 2022.
- [21] I. Kordonis, M. M. Dessouky, and P. A. Ioannou, “Mechanisms for cooperative freight routing: Incentivizing individual participation,” *IEEE Transactions on Intelligent Transportation Systems*, vol. 21, no. 5, pp. 2155–2166, 2019.

- [22] J. Whitehead, J. Whitehead, M. Kane, and Z. Zheng, “Exploring public charging infrastructure requirements for short-haul electric trucks,” *International Journal of Sustainable Transportation*, vol. 16, no. 9, pp. 775–791, 2022.
- [23] G. Scora, K. Boriboonsomsin, and M. Barth, “Value of eco-friendly route choice for heavy-duty trucks,” *Research in Transportation Economics*, vol. 52, pp. 3–14, 2015.
- [24] C. Yao, S. Chen, M. Salazar, and Z. Yang, “Joint routing and charging problem of electric vehicles with incentive-aware customers considering spatio-temporal charging prices,” *Available at SSRN 4113885*.
- [25] J. James and A. Y. Lam, “Autonomous vehicle logistic system: Joint routing and charging strategy,” *IEEE Transactions on Intelligent Transportation Systems*, vol. 19, no. 7, pp. 2175–2187, 2017.
- [26] R. Iacobucci, B. McLellan, and T. Tezuka, “Optimization of shared autonomous electric vehicles operations with charge scheduling and vehicle-to-grid,” *Transportation Research Part C: Emerging Technologies*, vol. 100, pp. 34–52, 2019.
- [27] C. Yao, S. Chen, and Z. Yang, “Joint routing and charging problem of multiple electric vehicles: A fast optimization algorithm,” *IEEE Transactions on Intelligent Transportation Systems*, vol. 23, no. 7, pp. 8184–8193, 2021.
- [28] B. Lin, B. Ghaddar, and J. Nathwani, “Electric vehicle routing with charging/discharging under time-variant electricity prices,” *Transportation Research Part C: Emerging Technologies*, vol. 130, p. 103285, 2021.
- [29] M. Weiss, K. C. Cloos, and E. Helmers, “Energy efficiency trade-offs in small to large electric vehicles,” *Environmental Sciences Europe*, vol. 32, no. 1, pp. 1–17, 2020.
- [30] “Maps and data - Average annual vehicle miles traveled by major vehicle category.” <https://afdc.energy.gov/data/10309/>. Accessed: 2022-12-02.
- [31] H. Qin and W. Zhang, “Charging scheduling with minimal waiting in a network of electric vehicles and charging stations,” in *Proceedings of the Eighth ACM international workshop on Vehicular inter-networking*, pp. 51–60, 2011.
- [32] O. Sassi and A. Oulamara, “Electric vehicle scheduling and optimal charging problem: complexity, exact and heuristic approaches,” *International Journal of Production Research*, vol. 55, no. 2, pp. 519–535, 2017.
- [33] A. Triviño-Cabrera, J. A. Aguado, and S. de la Torre, “Joint routing and scheduling for electric vehicles in smart grids with V2G,” *Energy*, vol. 175, pp. 113–122, 2019.
- [34] U. Bac and M. Erdem, “Optimization of electric vehicle recharge schedule and routing problem with time windows and partial recharge: A comparative study for an urban logistics fleet,” *Sustainable Cities and Society*, vol. 70, p. 102883, 2021.
- [35] J. Shi, Y. Gao, W. Wang, N. Yu, and P. A. Ioannou, “Operating electric vehicle fleet for ride-hailing services with reinforcement learning,” *IEEE Transactions on Intelligent Transportation Systems*, vol. 21, no. 11, pp. 4822–4834, 2019.
- [36] A. Afroditi, M. Boile, S. Theofanis, E. Sdoukopoulos, and D. Margaritis, “Electric vehicle routing problem with industry constraints: Trends and insights for future research,” *Transportation Research Procedia*, vol. 3, pp. 452–459, 2014.
- [37] J. C. Mukherjee and A. Gupta, “A review of charge scheduling of electric vehicles in smart grid,” *IEEE Systems Journal*, vol. 9, no. 4, pp. 1541–1553, 2014.
- [38] T. Erdelić and T. Carić, “A survey on the electric vehicle routing problem: Variants and solution approaches,” *Journal of Advanced Transportation*, vol. 2019, 2019.
- [39] T. Paul and H. Yamada, “Operation and charging scheduling of electric buses in a city bus route network,” in *17th international IEEE conference on intelligent transportation systems (ITSC)*, pp. 2780–2786, IEEE, 2014.
- [40] Y. Alwesabi, Y. Wang, R. Avalos, and Z. Liu, “Electric bus scheduling under single depot dynamic wireless charging infrastructure planning,” *Energy*, vol. 213, p. 118855, 2020.
- [41] B. Li, Y. Chen, W. Wei, S. Huang, Y. Xiong, S. Mei, and Y. Hou, “Routing and scheduling of electric buses for resilient restoration of distribution system,” *IEEE Transactions on Transportation Electrification*, vol. 7, no. 4, pp. 2414–2428, 2021.
- [42] S. Pelletier, O. Jabali, and G. Laporte, “Charge scheduling for electric freight vehicles,” *Transportation Research Part B: Methodological*, vol. 115, pp. 246–269, 2018.

- [43] Z. Zhao, G. Wu, K. Boriboonsomsin, and A. Kailas, "Vehicle dispatching and scheduling algorithms for battery electric heavy-duty truck fleets considering en-route opportunity charging," in *2021 IEEE Conference on Technologies for Sustainability (SusTech)*, pp. 1–8, IEEE, 2021.
- [44] X. Liu, T. Zhao, S. Yao, C. B. Soh, and P. Wang, "Distributed operation management of battery swapping-charging systems," *IEEE Transactions on Smart Grid*, vol. 10, no. 5, pp. 5320–5333, 2019.
- [45] F. Guo, J. Zhang, Z. Huang, and W. Huang, "Simultaneous charging station location-routing problem for electric vehicles: Effect of nonlinear partial charging and battery degradation," *Energy*, vol. 250, p. 123724, 2022.
- [46] M. Baum, J. Dibbelt, D. Wagner, and T. Zündorf, "Modeling and engineering constrained shortest path algorithms for battery electric vehicles," *Transportation Science*, vol. 54, no. 6, pp. 1571–1600, 2020.
- [47] Y. Chen and Y. Liu, "Integrated optimization of planning and operations for shared autonomous electric vehicle systems," *Transportation Science*, 2022.
- [48] D. Kosmanos, L. A. Maglaras, M. Mavrouniotis, S. Moschyiannis, A. Argyriou, A. Maglaras, and H. Janicke, "Route optimization of electric vehicles based on dynamic wireless charging," *IEEE Access*, vol. 6, pp. 42551–42565, 2018.
- [49] A. Froger, O. Jabali, J. E. Mendoza, and G. Laporte, "The electric vehicle routing problem with capacitated charging stations," *Transportation Science*, vol. 56, no. 2, pp. 460–482, 2022.
- [50] M. Ban, J. Yu, M. Shahidepour, D. Guo, and Y. Yao, "Electric vehicle battery swapping-charging system in power generation scheduling for managing ambient air quality and human health conditions," *IEEE Transactions on Smart Grid*, vol. 10, no. 6, pp. 6812–6825, 2019.
- [51] N. D. Kullman, J. C. Goodson, and J. E. Mendoza, "Electric vehicle routing with public charging stations," *Transportation Science*, vol. 55, no. 3, pp. 637–659, 2021.
- [52] B. Al-Hanahi, I. Ahmad, D. Habibi, P. Pradhan, and M. A. S. Masoum, "An optimal charging solution for commercial electric vehicles," *IEEE Access*, vol. 10, pp. 46162–46175, 2022.
- [53] H. Liu, Y. Zou, Y. Chen, and J. Long, "Optimal locations and electricity prices for dynamic wireless charging links of electric vehicles for sustainable transportation," *Transportation Research Part E: Logistics and Transportation Review*, vol. 152, p. 102187, 2021.
- [54] S. Jeon and D.-H. Choi, "Optimal energy management framework for truck-mounted mobile charging stations considering power distribution system operating conditions," *Sensors*, vol. 21, no. 8, 2021.
- [55] E. D. Taillard, "Parallel taboo search techniques for the job shop scheduling problem," *ORSA journal on Computing*, vol. 6, no. 2, pp. 108–117, 1994.
- [56] E. H. Aarts, P. J. van Laarhoven, J. K. Lenstra, and N. L. Ulder, "A computational study of local search algorithms for job shop scheduling," *ORSA Journal on Computing*, vol. 6, no. 2, pp. 118–125, 1994.
- [57] R. J. M. Vaessens, E. H. Aarts, and J. K. Lenstra, "Job shop scheduling by local search," *Inform Journal on computing*, vol. 8, no. 3, pp. 302–317, 1996.
- [58] J. C. Beck, T. Feng, and J.-P. Watson, "Combining constraint programming and local search for job-shop scheduling," *INFORMS Journal on Computing*, vol. 23, no. 1, pp. 1–14, 2011.
- [59] D. Grimes and E. Hebrard, "Solving variants of the job shop scheduling problem through conflict-directed search," *INFORMS Journal on Computing*, vol. 27, no. 2, pp. 268–284, 2015.
- [60] Y. K. Kim, K. Park, and J. Ko, "A symbiotic evolutionary algorithm for the integration of process planning and job shop scheduling," *Computers & operations research*, vol. 30, no. 8, pp. 1151–1171, 2003.
- [61] D.-M. Lei and H.-J. Xiong, "An efficient evolutionary algorithm for multi-objective stochastic job shop scheduling," in *2007 International Conference on Machine Learning and Cybernetics*, vol. 2, pp. 867–872, 2007.
- [62] S.-C. Horng, S.-S. Lin, and F.-Y. Yang, "Evolutionary algorithm for stochastic job shop scheduling with random processing time," *Expert Systems with Applications*, vol. 39, no. 3, pp. 3603–3610, 2012.
- [63] X. Zhu, W. Wang, X. Guo, and L. Shi, "A genetic programming-based evolutionary approach for flexible job shop scheduling with multiple process plans," in *2020 IEEE 16th International Conference on Automation Science and Engineering (CASE)*, pp. 49–54, IEEE, 2020.
- [64] R. Zhang, S. Song, and C. Wu, "A hybrid differential evolution algorithm for job shop scheduling problems with expected total tardiness criterion," *Applied Soft Computing*, vol. 13, no. 3, pp. 1448–1458, 2013.
- [65] A. Ghasemi, A. Ashoori, and C. Heavey, "Evolutionary learning based simulation optimization for stochastic job shop scheduling problems," *Applied Soft Computing*, vol. 106, p. 107309, 2021.

- [66] M. Dawande, S. Gavirneni, and R. Rachamadugu, "Scheduling a two-stage flowshop under makespan constraint," *Mathematical and computer modelling*, vol. 44, no. 1-2, pp. 73–84, 2006.
- [67] J. W. Herrmann, C.-Y. Lee, and J. Hinchman, "Global job shop scheduling with a genetic algorithm," *Production and Operations Management*, vol. 4, no. 1, pp. 30–45, 1995.
- [68] D. Lei, "Simplified multi-objective genetic algorithms for stochastic job shop scheduling," *Applied Soft Computing*, vol. 11, no. 8, pp. 4991–4996, 2011.
- [69] X. Li, L. Gao, Q. Pan, L. Wan, and K.-M. Chao, "An effective hybrid genetic algorithm and variable neighborhood search for integrated process planning and scheduling in a packaging machine workshop," *IEEE Transactions on Systems, Man, and Cybernetics: Systems*, vol. 49, no. 10, pp. 1933–1945, 2018.
- [70] X. Li and L. Gao, "An effective hybrid genetic algorithm and tabu search for flexible job shop scheduling problem," *International Journal of Production Economics*, vol. 174, pp. 93–110, 2016.
- [71] C. W. Leung, T. N. Wong, K.-L. Mak, and R. Y. K. Fung, "Integrated process planning and scheduling by an agent-based ant colony optimization," *Computers & Industrial Engineering*, vol. 59, no. 1, pp. 166–180, 2010.
- [72] A. Malapert, H. Cambazard, C. Guéret, N. Jussien, A. Langevin, and L.-M. Rousseau, "An optimal constraint programming approach to the open-shop problem," *INFORMS Journal on Computing*, vol. 24, no. 2, pp. 228–244, 2012.
- [73] D. J. Hootomt, P. B. Luh, and K. R. Pattipati, "A practical approach to job-shop scheduling problems," *IEEE Transactions on Robotics and Automation*, vol. 9, no. 1, pp. 1–13, 1993.
- [74] P. B. Luh, D. Chen, and L. S. Thakur, "An effective approach for job-shop scheduling with uncertain processing requirements," *IEEE Transactions on Robotics and Automation*, vol. 15, no. 2, pp. 328–339, 1999.
- [75] S. Iloglu and L. A. Albert, "An integrated network design and scheduling problem for network recovery and emergency response," *Operations Research Perspectives*, vol. 5, pp. 218–231, 2018.
- [76] M. Nouri, A. Bekrar, A. Jemai, S. Niar, and A. C. Ammari, "An effective and distributed particle swarm optimization algorithm for flexible job-shop scheduling problem," *Journal of Intelligent Manufacturing*, vol. 29, no. 3, pp. 603–615, 2018.
- [77] R. Tavakkoli-Moghaddam, F. Jolai, F. Vaziri, P. Ahmed, and A. Azaron, "A hybrid method for solving stochastic job shop scheduling problems," *Applied Mathematics and Computation*, vol. 170, no. 1, pp. 185–206, 2005.
- [78] H.-a. Yang, Y. Lv, C. Xia, S. Sun, and H. Wang, "Optimal computing budget allocation for ordinal optimization in solving stochastic job shop scheduling problems," *Mathematical Problems in Engineering*, vol. 2014, 2014.
- [79] M. A. Bragin and E. L. Tucker, "Surrogate "level-based" Lagrangian relaxation for mixed-integer linear programming," *Scientific Reports*, vol. 22, no. 1, pp. 1–12, 2022.
- [80] M. A. Bragin, P. B. Luh, B. Yan, and X. Sun, "A scalable solution methodology for mixed-integer linear programming problems arising in automation," *IEEE Transactions on Automation Science and Engineering*, vol. 16, no. 2, pp. 531–541, 2019.
- [81] B. T. Polyak, "Minimization of unsmooth functionals (in Russian)," *USSR Computational Mathematics and Mathematical Physics*, vol. 9, no. 3, pp. 14–29, 1969.
- [82] X. Zhao, P. B. Luh, and J. Wang, "Surrogate gradient algorithm for Lagrangian relaxation," *Journal of optimization Theory and Applications*, vol. 100, no. 3, pp. 699–712, 1999.
- [83] S. Sato, Y. J. Jiang, R. L. Russell, J. W. Miller, G. Karavalakis, T. D. Durbin, and K. C. Johnson, "Experimental driving performance evaluation of battery-powered medium and heavy duty all-electric vehicles," *International Journal of Electrical Power & Energy Systems*, vol. 141, p. 108100, 2022.
- [84] Tesla, "Tesla Semi." <https://www.tesla.com/semi>. Accessed Nov 1, 2022.
- [85] N. Deb, R. Singh, R. R. Brooks, and K. Bai, "A review of extremely fast charging stations for electric vehicles," *Energies*, vol. 14, no. 22, p. 7566, 2021.
- [86] L. Wang, Z. Qin, T. Slangen, P. Bauer, and T. van Wijk, "Grid impact of electric vehicle fast charging stations: Trends, standards, issues and mitigation measures-An overview," *IEEE Open Journal of Power Electronics*, vol. 2, pp. 56–74, 2021.
- [87] J. Wu, P. B. Luh, Y. Chen, B. Yan, and M. A. Bragin, "Synergistic integration of machine learning and mathematical optimization for unit commitment," *IEEE Transactions on Power Systems*, 2023.