

Zero-Memory Graph Exploration with Unknown Inports

Hans-Joachim Böckenhauer¹[0000-0001-9164-3674], Fabian
Frei^{1*}[0000-0002-1368-3205], Walter Unger², and David
Wehner¹[0000-0003-0201-4898]

¹ ETH Zurich, Switzerland
{hjb, fabian.frei, david.wehner}@inf.ethz.ch
² RWTH Aachen, Germany
quax@algo.rwth-aachen.de

Abstract. We study a very restrictive graph exploration problem. In our model, an agent without persistent memory is placed on a vertex of a graph and only sees the adjacent vertices. The goal is to visit every vertex of the graph, return to the start vertex, and terminate. The agent does not know through which edge it entered a vertex. The agent may color the current vertex and can see the colors of the neighboring vertices in an arbitrary order. The agent may not recolor a vertex. We investigate the number of colors necessary and sufficient to explore all graphs. We prove that $n - 1$ colors are necessary and sufficient for exploration in general, 3 colors are necessary and sufficient if only trees are to be explored, and $\min\{2k - 3, n - 1\}$ colors are necessary and $\min\{2k - 1, n - 1\}$ colors are sufficient on graphs of size n and circumference k , where the circumference is the length of a longest cycle. This only holds if an algorithm has to explore all graphs and not merely certain graph classes. We give an example for a graph class where each graph can be explored with 4 colors, although the graphs have maximal circumference. Moreover, we prove that recoloring vertices is very powerful by designing an algorithm with recoloring that uses only 7 colors and explores all graphs.

1 Introduction

Say you wake up one morning in an unknown hotel with the desire to stroll around and visit every place in the city. Considering your terrible headache, you don't bother to remember anything about which places you have visited already, but still, at the end of the day, you want to return to your hotel. You know this is not possible without further aid, so you decide to take some crayons with you and color every place you visit. You are endowed with keen eyes and you're able to see the colors of the places around you. All you now need to know is how

* Part of the work by Fabian Frei done during a stay at Hosei University, supported by grant GR20109 by the Swiss National Science Foundation (SNSF) and the Japan Society for the Promotion of Science (JSPS).

many colors you have to take along and how you color the places. This paper deals exactly with that situation.

The exploration of an unknown environment by a mobile entity is one of the basic tasks in many areas. Its applications range from robot navigation over image recognition to sending messages over a network. Due to the manifold purposes, there is a great deal of different settings in which exploration has been analyzed. In this paper, we consider the fundamental problem of a single agent, e.g., a robot or a software agent, that has to first explore all vertices of an initially unknown undirected graph G , then return to the start vertex and terminate. By exploring we mean that the agent is located at a vertex and can, in each step, either go to an adjacent vertex or terminate.

If the vertices of G have unique labels and without further restrictions on the agent, this becomes a trivial task. However, in many applications, the environment is unknown and the agent is a simple and inexpensive device. Hence, we consider *anonymous* graphs, that is, there are no unique labels on the vertices or edges. Moreover, the edges have no port labels; the labeling is given implicitly by the order in which the agent sees the edges and can be different at each visit of a vertex. The agent itself is *oblivious*, that is, it has no persistent memory. Such agents are sometimes also called *zero-memory algorithms* or *1-state robots* [1, 2].

Clearly, with these restrictions, there does not exist a feasible exploration algorithm. In fact, not even a graph consisting of one single edge could be explored since the algorithm would not know when to terminate. Therefore, in most models with anonymous graphs and oblivious agents, the agent remembers through which port it entered a vertex. We, in contrast, assume that the agent does not know through which edge it entered a vertex. This is sometimes called *unknown inports* or *no inports* [6]. Instead, we allow the agent to color the current vertex, a feature which is also referred to as placing distinguishable pebbles [4] or labeling vertices [1]. In this paper, we prefer the notion of coloring³. This notion emphasizes that a colored vertex may never be recolored unless we explicitly allow it and then use the term “recoloring.” However, having the ability to color vertices alone is still utterly useless for an oblivious agent that has to return to the start vertex to terminate. Therefore, we relax our restrictions by allowing the agent to see the labels (i.e., colors) of the neighboring vertices.

We consider storage efficiency and analyze the minimum amount of colors necessary and sufficient to explore any graph with n vertices. We prove that 3 colors are both necessary and sufficient to explore trees, whereas $n - 1$ colors are necessary and sufficient to explore every graph with n vertices. This striking difference is not limited to planarity, graphs of large treewidth or graphs with a large feedback vertex set; in fact, even planar graphs with treewidth 2 and feedback vertex set number 1 need $\Omega(n)$ colors. We discover that the driving parameter of a graph is its circumference, the length of a longest cycle. We show that $2k - 1$ colors are sufficient and $\min\{2k - 3, n - 1\}$ colors are necessary to

³ Note that this coloring is just a normal labeling and has nothing to do with graph coloring such as in 3-COLORING; it is perfectly fine to color adjacent vertices with the same color.

explore all graphs of circumference at most k . We further show that it is possible to explore all so-called squares of paths with 4 colors, which shows that, if an algorithm does not have to explore all possible graphs but only graphs of a particular graph class, much fewer colors suffice. Finally, we make an ostensibly inconspicuous change to our model and analyze the case where we allow recoloring vertices. We show that, in this model, 7 colors are enough to explore all graphs.

This paper is organized as follows. In the rest of this introduction, we consider related work and lay out the basic definitions. In Section 2, we present the analysis when the graphs to be explored are trees. In Section 3, we analyze the general case before we then turn to graphs of a certain circumference in Section 4. Afterwards, we consider squares of paths in Section 5 and finally recoloring in Section 6 before we conclude in Section 7.

1.1 Related work

There is a vast body of literature on exploration and navigation problems. A great deal of aspects have been analyzed; in general, they can be categorized into one of the following four dimensions: environment, agent, goal, complexity measure. We briefly discuss these dimensions and highlight the setting considered in this paper.

The environment dimension is concerned with whether there is a specific geometric setting or a more *abstract setting* such as a graph or a *graph class*. Sometimes there are special environmental features such as faulty links or, as in our case, *local memory*, sometimes also called storage. In the agent dimension, we find aspects such as whether there is a *single agent* or whether there are multiple agents; whether the agents are *deterministic* or probabilistic; whether the agents have some restrictions such as *limited memory*, range or *view*; and whether the agents possess special abilities such as *marking of vertices* or teleportation. Some goals include mapping the graph, finding a treasure, meeting, exploring all edges, and *exploring all vertices*. For the latter, most researchers consider one of the following three modes of termination: perpetual exploration, where the agent has to visit every vertex infinitely often; exploration with stop, where the agent has to stop at some point after it has explored everything; and *exploration with return*, where the agent has to return to the starting point after the exploration and then terminate. The main complexity measures are time complexity, space/memory complexity, *storage complexity* and competitive ratio⁴.

As highlighted above, in this paper, we focus on vertex exploration by a single agent with local memory or storage. For an overview on this segment of exploration problems, we refer to the excellent overview of Das [2] and the first two chapters of [5] by Gašieniec and Radzik. We are not aware of any research on the exploration of anonymous graphs by oblivious agents where the labels

⁴ Here, we use “time complexity” as the complexity of the algorithm that calculates the decisions of the agent and “competitive ratio” as the number of time steps of the agent compared to an optimal number of time steps.

of the neighboring vertices are visible. However, the models of Cohen et al. [1] and Disser et al. [4] are similar to ours; they analyze graph exploration with anonymous graphs, local port labels, a single oblivious agent, and the ability to label the current vertex.

In the model of Cohen et al. [1], there is a robot \mathcal{R} with a finite number of states that has to explore all vertices of an unknown undirected graph and then terminate. The robot sees at each vertex the incident edges as *port numbers*. The order of these edges is fixed per vertex, but unknown to \mathcal{R} . The robot knows through which port it entered a vertex. In a preprocessing state, the vertices are labeled with pairwise different labels. Cohen et al. analyzed how many labels are necessary to explore all graphs. They proved that a robot with constant memory can explore all graphs with just three labels. Moreover, they showed that for any $d > 4$, an oblivious robot that uses at most $\lceil \log d \rceil - 2$ pairwise different labels cannot explore all graphs of maximum degree d .

Their model does not directly compare to ours: Our labels are not assigned in a preprocessing stage, but during the exploration by the algorithm/robot. Moreover, the incoming port number is not known, the order of the port numbering is not fixed, the labels may not be changed, the algorithm has to return to the start vertex, and, most importantly, the algorithm sees the labels of the adjacent vertices. However, even though the models are quite different, we see that known inports is a much stronger feature than seeing the labels of neighboring vertices: Our general lower bound does not depend on the maximum degree, but on the number of vertices in the graph. As we will see later, we provide a lower bound that is linear in the number of vertices even when the maximum degree is restricted to 3.

The model of Disser et al. [4] is even closer to our model. Here, the labels—they call them distinguishable pebbles—are assigned during the exploration by the agent/algorithm as well. Moreover, the goal is exploration with return. They showed that, for any agent with sub-logarithmic memory, $\Theta(\log \log n)$ labels are necessary and sufficient to explore any graph with n vertices. Moreover, they characterized the trade-off between memory and the number of labels as follows. When the agent has $\Omega(\log(n))$ bits of memory, all graphs on n vertices can be explored without any labels. As soon as the agent only has $\mathcal{O}(\log(n)^{1-\varepsilon})$ bits of memory, $\Omega(\log \log(n))$ labels are needed to explore all graphs on n vertices. However, with that many labels, even a constant amount of memory suffices for the exploration.

As before, this model does not directly compare to ours since neither is contained in the other. Their results seem to support the idea that knowing inports is stronger than seeing the labels of neighboring vertices; however, in contrast to our model, the focus of their work was on constant or sub-logarithmic memory.

1.2 Basic Definitions

We use the usual notions from graph theory as found for example in the textbook by Diestel [3]. The graph exploration setting considered in this paper is defined

as follows. We first describe the setting informally. An agent is placed on a vertex, called the start vertex, of an undirected connected graph and moves along edges, one edge per step. In a step, the agent may use an arbitrary natural number to color the vertex on which it is currently located if this vertex was uncolored up to now, and then move to a neighbor. As basis for its decisions, the agent may only use the color of the current vertex and the colors of the neighboring vertices. The agent can neither use the identity of the vertices nor any numbering of the edges. The agent has no persistent memory; in particular, the agent does not know through which edge it entered the current vertex (if any; the start vertex is not entered from anywhere). On the basis of the coloring of the current vertex and the neighbors, the agent chooses a neighbor it wants to move to, or it decides to stop. For no decision or choice can the agent distinguish between neighbors that have the same color.

The task is to provide a strategy for the agent—which is called an algorithm *ALG*—that determines for each situation the action of the agent in such a way that no matter on which graph and on which start vertex the agent is placed, and no matter which neighbors are used to go to if there is a choice, the agent will visit all vertices, return to the start vertex, and stop there.

As with classical online problems, the concept of an *adversary* is useful to formulate bounds on the number of colors necessary and sufficient to explore all graphs. This adversary makes the decisions that are left open in the informal description above, namely choosing the start vertex and choosing the vertex the agent visits next if there is a choice among neighbors of the same color to which the agent wants to go. For all graphs and for all possible choices of the adversary, the agent must visit all vertices and then stop on the start vertex.

An algorithm in this model is a function that determines what the agent should do when located on a vertex with a certain color structure in the neighborhood. We denote the color structure by a pair (c_0, E) , where $c_0 \in \mathbb{N}$ stands for the color of the current vertex and $E: \mathbb{N} \rightarrow \mathbb{N}$, where E is 0 almost everywhere, stands for the colors of the neighbors. For a number $c \in \mathbb{N}$, $E(c)$ stands for the number of neighbors of color c . In cases where we consider only a restricted amount of colors, we consider functions c_0 and E of smaller domain, for example colors $c_0 \in \{1, \dots, n_c\}$, and $E: \{1, \dots, n_c\} \rightarrow \mathbb{N}$. We denote the set of all pairs (c_0, E) by \mathcal{E} and call it the *environment*.

An *algorithm* in this model is a function

$$\text{move}: \mathcal{E} \rightarrow \mathbb{N} \times \mathbb{N} \cup \{\text{STOP}\},$$

with the restriction that whenever $\text{move}(c_0, E) = (c_1, d)$, we must have $E(d) > 0$, that is, the algorithm is not allowed to send the agent to a neighbor that does not exist. When the number of colors allowed is at most n_c , the range of move is $\{1, \dots, n_c\} \times \{1, \dots, n_c\} \times \{\text{STOP}\}$. Moreover, we must have $c_1 = c_0$ unless $c_0 = 0$, that is, the agent may only color the current vertex if it was not colored before. We analyze the model where this last restriction is canceled in Section 6.

To carry out an algorithm on a given graph G , we use an adversary, and carry out steps. Initially, all vertices are uncolored, that is, have color 0. The adversary

selects a start vertex v_0 and places the agent there. Then, each step works as follows: The agent is located in a vertex v . The coloring in the neighborhood is translated into an element (c_0, f) of \mathcal{E} in the obvious way, by counting the number of neighbors for each occurring color. The value $\text{move}(c_0, f)$ determined by the algorithm is then used as follows. If it is STOP, the run of the algorithm stops. If it is a pair (c_1, d) , vertex v is colored with color c_1 , and the adversary chooses a neighbor of v of color d , to which the agent moves for the next step.

An algorithm *successfully explores all graphs* if for all graphs G and for all adversaries, after finitely many steps, all vertices of G have been visited (they do not need to have a color $c > 0$, but they must have been the “current vertex” in some step), the agent is located on the start vertex v_0 , and the decision of the algorithm is STOP. An algorithm is correct on a graph class \mathcal{C} if it successfully explores all graphs $G \in \mathcal{C}$.

Throughout the paper, we denote by n the number of vertices of G and use $[n]$ to denote $\{1, \dots, n\}$. For a vertex $v \in V$, we write $c(v) \in \mathbb{N}$ for its color; $N(v)$ for the open neighborhood of v , that is, the set of vertices adjacent to v ; and $N[v]$ for the closed neighborhood of v , where $N[v] := N(v) \cup \{v\}$. We use mod_1 to denote a modulo operator shifted by 1, i.e.,

$$n \text{ mod}_1 m := ((n - 1) \text{ mod } m) + 1.$$

Instead of having the numbers $0, \dots, m - 1$ as the outcome of the modulo operation, one thus obtains the numbers $1, \dots, m$. For convenience, we sometimes speak of an algorithm behaving in a particular way and mean by this formulation that the agent of the algorithm behaves in a particular way.

2 Exploration of Trees

We begin by analyzing the problem on trees. We show that only three colors are enough to explore all trees. In line with the research that analyzes graph exploration with pebbles, we do not count 0 as a color. The idea of the algorithm is to alternately label the vertices with colors 1, 2, and 3 and then follow a simple depth-first strategy. Since there are no cycles, there is always a unique path back to the start vertex and backtracking is possible. Moreover, the start vertex is recognized by the fact that it is the only vertex with color 1 where all neighbors have color 2. This strategy is formalized in the algorithm TREEEXPLORATION below.

Obviously, TREEEXPLORATION uses at most 3 colors. We prove first that the algorithm terminates on the start vertex and only on the start vertex.

Lemma 1. *The agent terminates only upon reaching the start vertex.*

Proof. The termination rule can only be applied on a vertex with color 1 without any neighbor v' with $c(v') = 3$. Clearly, this is true for the start vertex. Apart from the start vertex, all vertices assigned color 1 have a neighbor with color 3 since there is no vertex with only uncolored neighbors except the start vertex.

Algorithm 1 TREEEXPLORATION

Input: An undirected tree in an online fashion. In each step, the input is $c(v) \in \mathbb{N}$, which is the color of the current vertex v , and $c(v_1), \dots, c(v_d)$, the colors of the neighbors of v , where d is the degree of v .

Output: In each step, the algorithm outputs $c(v)$, the color the agent assigns to v , and $i \in [d]$, the vertex the agent goes to next.

Description: Assign alternately color 1, 2, and 3 in order to achieve a sense of direction.

- 1: **if** $c(v) = 0$ **then**
 - 2: $c(v) := \left(\left(\max_{v' \in N(v)} c(v') \right) + 1 \right) \bmod_1 3$
 - 3: **if** there is an uncolored neighbor **then**
 - 4: go to some uncolored neighbor.
 - 5: **else if** $c(v) = 1$ and there is no neighbor v' having $c(v') = 3$ **then**
 - 6: **terminate**.
 - 7: **else**
 - 8: go to a neighbor v' with $c(v') = (c(v) - 1) \bmod_1 3$. ▷ this neighbor is going to be unique
-

Then, we prove that TREEEXPLORATION does indeed visit every vertex and return to the start vertex.

Lemma 2. TREEEXPLORATION *explores all vertices and then returns to the start vertex.*

Proof. The color assignment in line 2 has the effect that vertices are colored with $(d(v) + 1) \bmod_1 3$, where $d(v)$ is the distance from the start vertex. Clearly, since there are no cycles in the graph, TREEEXPLORATION always returns to the start vertex via line 8. Once all neighbors of the start vertex are explored, TREEEXPLORATION terminates by Lemma 1.

We now show that all vertices are explored before TREEEXPLORATION terminates: Assume towards contradiction that there is a tree $T = (V, E)$ where not all vertices are explored. Let $C \subset V$ be the vertices that are explored and thus colored and let $U \subset V$ be the vertices that are not explored.

Since T is connected, there is an edge $\{v, w\}$ between two vertices $v \in C$ and $w \in U$. The vertex v is visited at some point. There is an unvisited neighbor, namely w , hence line 3 is applied and TREEEXPLORATION visits an unexplored neighbor, say $u \in C$. Let us call the set of vertices in C whose shortest path to the start vertex contains v the *branch* of v . Clearly, u is in the branch of v .

After u , TREEEXPLORATION might visit other vertices in the branch of v . At some point, all vertices in the branch of v are visited and only lines 6 or 8 can be applied. By Lemma 1, line 6 can only be applied on the start vertex and the start vertex is not in the branch of v . Therefore, only line 8 can be applied. Since there are no cycles, TREEEXPLORATION thus returns to v at some point. Now, however, all neighbors of v except w and maybe other neighbors in U are colored. Therefore, v has to visit w or another neighbor in U according to line 8. This

contradicts our assumption that $w \in U$. Hence, TREEEXPLORATION explores all vertices.

Together, these two lemmas yield the following theorem.

Theorem 1. TREEEXPLORATION is correct on trees and uses at most 3 colors.

We prove that TREEEXPLORATION is optimal in the sense that it is impossible to use fewer than 3 colors to solve graph exploration in our model on trees. Before doing so, we make the following crucial observation.

Observation 11 (Functional Nature) *Due to its functional nature, once an algorithm is in a vertex v where all vertices in $N[v]$ have been colored and takes a decision upon which it goes to a neighbor w or upon which the adversary chooses neighbor w as next vertex, this choice can be made by the adversary each time the algorithm returns to v . Moreover, once the algorithm is in a vertex v and takes a decision to go to a neighbor of color d , the same decision will be made in a vertex w if $c(w) = c(v)$ and the colors in $N(w)$ can be mapped bijectively to the colors in $N(v)$.*

Theorem 2. There is no algorithm that solves graph exploration as in our model on every tree and that uses less than 3 colors.

Proof. Assume by contradiction that there exists such an algorithm. Consider a path with seven vertices. Denote them by v_1 to v_7 in sequential order. Let v_1 be the start vertex.

For $i \in [5]$, if an agent does not color v_i , it cannot visit v_{i+2} : The agent could continue to v_{i+1} , but then it cannot distinguish between v_i and v_{i+2} . Therefore, the adversary can make the agent go back to v_i . If the agent now does not color v_i ⁵, it is caught in an endless loop by Observation 11, which contradicts the assumption that the algorithm works correctly on all trees.

When the agent has reached v_7 , it has to return to v_1 . It must make a step from v_4 to v_3 at some point. If $c(v_3) = c(v_5)$, the adversary can make the agent go back to v_5 instead, which again opens the way to an endless loop. Hence, $c(v_3) \neq c(v_5)$. The same is true at v_3 and at v_2 . Hence, $c(v_4) \neq c(v_2)$ and $c(v_1) \neq c(v_3)$. Without loss of generality, assume $c(v_1) = 1$. Then this implies that either $(c(v_1), \dots, c(v_5)) = (1, 1, 2, 2, 1)$ or $(c(v_1), \dots, c(v_5)) = (1, 2, 2, 1, 1)$.

If $(c(v_1), \dots, c(v_5)) = (1, 1, 2, 2, 1)$, the agent has to go from v_4 to v_3 ; however, then the agent goes from v_3 back to v_4 because of its functional nature. Similarly, if $(c(v_1), \dots, c(v_5)) = (1, 2, 2, 1, 1)$, the agent has to go from v_3 to v_2 , but then it goes from v_2 back to v_3 .

As an aside, we would like to note that the example with the path in the proof above does not work if we change our model and allow recoloring vertices.

⁵ Note that the agent may have colored v_{i+1} and thus the environment of the second visit of v_i may be different from the environment of the first visit, leading to a potentially different decision.

Then, it would be possible to successfully explore all paths with the start vertex being a leaf by just using one color in addition to the “non-color” 0. A possible algorithm might proceed as follows.

If $c(v) = 0$ and there is an uncolored neighbor, set $c(v) = 1$ and go to that neighbor; if $c(v) = 1$ or if there is no uncolored neighbor, set $c(v) = 0$ and go to the colored neighbor. If $c(v) = 1$ and there is no colored neighbor, terminate. This way, the algorithm visits all vertices from the start leaf up to the other leaf and assigns to each vertex except the last one color 1. From the last vertex, the algorithm goes back to the start vertex by always deleting the assigned color. This is possible since the color of the current vertex is given to the algorithm and the algorithm thus knows whether the vertex has been visited at some point before.

We return to recoloring in more depth in Section 6, where we corroborate our finding that recoloring radically changes our model, resulting in much more powerful algorithms.

3 Exploration of General Graphs

In this section, we provide bounds for the exploration of general graphs, that is, without restricting the graph class. We begin with an upper bound, then turn to a corresponding lower bound, and then diverge slightly and discuss non-uniform algorithms, where the algorithm knows the size of the input graph.

3.1 Upper Bound

How can an agent proceed on graphs that are not necessarily trees? Again, a depth-first search strategy suffices; however, this time, the agent uses almost as many colors as vertices.

Let us first describe the idea. The agent starts at the start vertex and colors it with color 1. This vertex is the root. All other vertices will receive larger colors; hence, the root is easy to recognize. We wish to carry out DFS. It is easy to go whenever possible to an unexplored—or, equivalently, uncolored—neighbor of the current vertex. But how shall the agent find the way back? The idea is to color a new vertex with a color 1 larger than the largest color in the neighborhood. This ensures that colors increase along paths taken forward in the tree. A notable exception is when the agent arrives at a leaf in the DFS tree, that is, a vertex where all neighbors are colored. Then, the agent can save a color by assigning the largest color in the neighborhood—which is the color of the vertex the agent came from—instead of the largest color in the neighborhood plus one. For backtracking from a vertex v , the agent goes to a vertex whose color is one less than $c(v)$. Such a vertex always exists, except if v is the root. The only thing one has to prove is that this neighbor is unique. The formal description of DEPTHFIRSTSEARCH is provided by Algorithm 2.

Clearly, DEPTHFIRSTSEARCH is well defined. We prove in the following that DEPTHFIRSTSEARCH explores all vertices and uses at most $n - 1$ colors. We start

by proving that whenever DEPTHFIRSTSEARCH goes to a vertex that has been colored before, this vertex is the predecessor of the current vertex. By *predecessor* of a vertex v that is not the root, we mean the neighbor w from which the agent moved to v when v was first visited.

Algorithm 2 DEPTHFIRSTSEARCH

```

1: ▷ Save one color by not assigning a new color for leaves or any vertices where all
   neighbors are colored
2: if  $c(v) = 0$  and all neighbors are colored then
3:    $c(v) := \left( \max_{v' \in N(v)} c(v') \right)$ 
4:   go to a neighbor  $v'$  with maximal color
5:   ▷ Normal case: on a new vertex, there is another uncolored neighbor
6: else if  $c(v) = 0$  then
7:    $c(v) := \left( \max_{v' \in N(v)} c(v') \right) + 1$ 
8: if there is a neighbor  $v'$  with  $c(v') = 0$  then
9:   go to  $v'$ . If there are multiple such  $v'$ , go to the one that is presented first
10: else if there is a neighbor  $v'$  with  $c(v') = c(v) - 1$  then
11:   go to  $v'$ 
12: else
13:   terminate.

```

Lemma 3. *On any vertex v , either DEPTHFIRSTSEARCH goes to an unvisited vertex or it goes back to the predecessor of v . In other words, whenever line 11 is applied, v' is the predecessor of v .*

Proof. We prove this by induction on the number of times line 11 is applied. If line 11 is applied for the first time, there can only be one vertex v' with color $c(v') = c(v) - 1$ since assigning a color multiple times requires backtracking, i.e., line 11. Moreover, by the same reasoning, v indeed receives color $c(v') + 1$; there cannot be another neighbor z with color $c(z) > c(v')$.

Assume that line 11 has been applied $k - 1$ times and always the neighbor visited right before has been visited. We show that for the k -th time when line 11 is applied, again the neighbor visited right before will be visited. Call the current vertex v and let v' be the vertex visited right before v . We prove two things. First, we show that there is only one neighbor v'' with color $c(v'') = c(v) - 1$; second, we show that $c(v) = c(v') + 1$.

Assume there is another neighbor z of v with $c(z) > c(v')$. We distinguish two cases: Either v' was visited before z or vice versa. In the first case, by the induction hypothesis, the only way for the agent to go from z back to v' is via backtracking at some point from z to its predecessor. However, this is not possible since line 11 can only be applied when there is no unvisited neighbor, but v is such an unvisited neighbor. In the second case, consider the search sequence

$z = v_1, v_2, \dots, v_k = v'$ of the algorithm between z and v' . The only way that z is assigned a larger color than v' is that line 11 is applied between z and v' . By the induction hypothesis, whenever this happens, the direct predecessor is visited. So either line 11 is applied right from $z = v_1$ or the algorithm goes to a previously unvisited vertex v_2 and z occurs somewhere else in the sequence. At some point, the agent has to backtrack from z , which is not possible since z has an unvisited neighbor. Therefore, such a neighbor z does not exist.

Assume there are two vertices v' and v'' with $c(v') = c(v'') = c(v) - 1$ and the agent has visited v'' some time before v' . Let $v'' = v_1, \dots, v_s = v'$ be the sequence the algorithm took to get from v'' to v' . According to the induction hypothesis, whenever line 11 was applied in this sequence, a direct predecessor was visited. The vertex v'' might appear several times in this list. Let v_t be the last vertex in the sequence that is equal to v'' . By construction, colors change only by 1 between two neighbors in this sequence. If $c(v_{t+1}) = c(v'') + 1$, there would have to be another vertex \bar{v} in the list with color $c(\bar{v}) = c(v'')$. However, since there are only direct predecessors when applying line 11 and since the color cannot decrease otherwise, this is not possible. Hence, $c(v_{t+1}) = c(v'') - 1$. However, this is not possible either since line 11 cannot be applied when there is an unvisited neighbor, which is the case here with v . Therefore, the assumption that there are two vertices v' and v'' with $c(v') = c(v'') = c(v) - 1$ is wrong and there is only one such vertex. This is the direct predecessor of v , which proves the lemma.

Lemma 4. *DEPTHFIRSTSEARCH explores all vertices.*

Proof. We can argue similar as for Lemma 2. Assume towards contradiction that there is a graph $G = (V, E)$ where not all vertices are explored. Let $C \subset V$ be the vertices that are explored and thus colored and let $U \subset V$ be the vertices that are not explored.

Since G is connected, there is an edge $\{v, w\}$ between a vertex $v \in C$ and $w \in U$. The vertex v is visited at some point. According to our observation above, DEPTHFIRSTSEARCH then visits an unexplored neighbor. Going back to the predecessor of v is not possible since v has an unexplored neighbor, namely w , and line 11 is only evaluated if the condition of line 8 is wrong, i.e., if there is no unexplored neighbor. DEPTHFIRSTSEARCH then continues to visit other vertices in C . However, at some point, there are no unvisited vertices in C left and DEPTHFIRSTSEARCH has to return according to line 11.

By Lemma 3, DEPTHFIRSTSEARCH returns to the direct predecessor every time. Therefore, DEPTHFIRSTSEARCH visits v again. Now, DEPTHFIRSTSEARCH may visit another unexplored neighbor $s \in C$. By the same arguments as before, however, DEPTHFIRSTSEARCH returns to v . At some point, all neighbors of v in C are explored and the algorithm returns to v . Then, the vertex w has to be explored next according to line 8. This contradicts our assumption that $w \in U$. Therefore, on every graph G , DEPTHFIRSTSEARCH explores all vertices.

Lemma 5. *The agent in DEPTHFIRSTSEARCH returns to the start vertex and terminates.*

Proof. The agent cannot get stuck since, for every vertex v except the start vertex and except leaves, there is always a neighbor v' with color $c(v') = c(v) - 1$. Once every vertex is explored, the start vertex has no such neighbor, hence the algorithm terminates in such a case in the start vertex.

Together with the obvious fact that DEPTHFIRSTSEARCH uses at most $n - 1$ pairwise different colors since no vertex is colored twice and since the last vertex that is colored has no uncolored neighbors, these lemmas prove the correctness of DEPTHFIRSTSEARCH:

Theorem 3. DEPTHFIRSTSEARCH is correct and uses at most $n - 1$ colors.

3.2 Lower Bound

At first glance and having seen that TREEEXPLORATION only uses three colors, we are tempted to think that DEPTHFIRSTSEARCH uses unnecessarily many colors. However, we are going to show in the following that DEPTHFIRSTSEARCH is optimal in our model. Hence, our perspective changes. We now deal with an unknown algorithm of which we only know that it successfully explores all graphs. In order to show a lower bound, we have to define a graph and the decisions of an adversary such that every algorithm with a limited amount of colors fails to explore our graph given the decisions of our adversary.

We start with an easy observation and two technical lemmas. These lemmas will be crucial in creating lower bounds for our model. They will allow us to define an instance and then argue that the agent has to take a certain path in this instance and cannot choose a different route.

Observation 12 *If the agent of an algorithm ALG that successfully explores all graphs arrives at a colored vertex v and there is an uncolored neighbor, then the agent has to visit an uncolored neighbor next.*

Proof. The uncolored neighbors might all be leaves in the input graph and if the agent decides to go to a colored neighbor, then it will always take this decision when located on v and never explore the uncolored leaves, which could only be explored via a move from v .

In order to successfully explore input graphs where the uncolored neighbors are all leaves, ALG thus has to prefer uncolored neighbors over colored neighbors.

Lemma 6 (General Algorithm Cannot Go Back Unless Necessary).

Let ALG be an algorithm that successfully explores all graphs. If the agent of ALG is on a vertex v with only one colored neighbor p , which is its predecessor, and at least one uncolored neighbor u , and if p has an uncolored neighbor $v' \neq v$, then the algorithm has to choose to go to an uncolored neighbor of v .

Proof. First, note that this situation is more delicate than the situation of Observation 12 since we do not assume that v is colored. Assume towards contradiction that there is an algorithm where the lemma is not true. In other words, assume that there is an algorithm ALG that explores all graphs and where there

is a graph with a vertex v , a colored predecessor p as its only colored neighbor and at least one uncolored neighbor u and assume that p has at least one uncolored neighbor $v' \neq v$ and ALG does not choose to go to one of the uncolored neighbors while on v .

We change the part of the graph on which ALG runs such that v' has as many uncolored neighbors as v . Moreover, we assume that all the uncolored neighbors of v and v' are leaves and there are no paths from the rest of the graph to either v or v' . This situation is depicted in Figure 1.

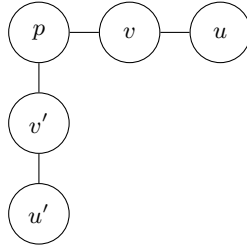


Fig. 1: If the graph that ALG processes contains this structure, ALG cannot explore it successfully.

By assumption, ALG goes back to p from v . If ALG has not colored v , then it will again go to v from p and there is an adversary such that ALG never terminates. Hence, ALG colors v . At some point, ALG has to visit v' , which is only possible from p . Whenever the algorithm now wants to visit some uncolored neighbor in p , the adversary sends the agent to v' . When the agent arrives in v' , it is in the same situation as before when it was on v . Therefore, ALG assigns to v' the same color as to v and then it goes back to p . Now, however, due to Observation 11, if ALG decides at some point to go to v or to v' from p , ALG will, when in p , always go to v or to v' and will, therefore, either not be able to explore u and u' or will not return to the start vertex and terminate.

Lemma 7. *Let ALG be an algorithm that successfully explores all graphs. Assume the agent has just moved from a (now) colored vertex p to an uncolored vertex v , and that p has at least one other uncolored neighbor v' . Then the agent must color v now.*

Proof. Assume towards contradiction that there is an algorithm ALG and a graph G with vertices p , v and v' such that the described situation arises but v is not colored. By changing the graph G , we may assume that p , v , and v' form a triangle and v' is not connected to any other vertices. Moreover, assume that all uncolored neighbors of v apart from v' are leaves and call them u_1 to u_r , for some $r \in \mathbb{N}$. Denote by c_1 to c_k , for some $k \in \mathbb{N}$, the colored neighbors of v apart from its predecessor. This situation is depicted in Figure 2.

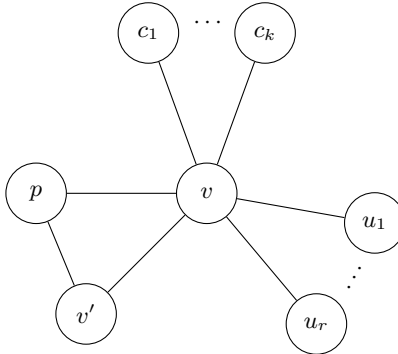


Fig. 2: If the vertices p , v , v' are arranged in a triangle, ALG cannot explore the graph successfully.

When ALG leaves v , it has three options. Either ALG goes back to p , or ALG goes to an uncolored neighbor, or ALG goes to some other colored neighbor c . The first option is prohibited by Lemma 6. In case of the second option, the adversary can send ALG to v' . We change the graph such that v' has the same neighbors as v . Then, the input for ALG will be the same as in the step before, resulting in an endless loop. In case of the third option, ALG has to return at some point to v or to p since v' has not been visited yet. Consider the first time when ALG returns to v or to p . When ALG wants to visit v' from p , the adversary sends ALG to v . When ALG is in v , the situation looks exactly like before; hence, ALG will again choose the third option and go to the same colored neighbor c . Therefore, ALG never visits v' and thus does not successfully explore all graphs, contradicting the assumption.

Before we now state and prove that DEPTHFIRSTSEARCH uses the minimal number of colors necessary in general, we prove the statement separately for graphs of size 2 and for graphs of size 3. In fact, we prove a stronger statement, namely without the condition that the algorithm needs to explore all graphs. Hence, we can even assume that the algorithm knows the size of the graph.

Lemma 8. *For $k \in \{2, 3\}$, the following holds: For every algorithm ALG that successfully explores all graphs of size k , there is a graph G of size k such that ALG uses at least $k - 1$ colors to explore G .*

Proof. Clearly, an algorithm needs at least 1 color to explore a path of two vertices.

For graphs on three vertices and 2 colors, consider the exploration of a triangle with vertices x, y, z . Without loss of generality, assume the agent starts on x . If the agent does not color x and visits the next vertex, it is caught in an endless loop and will always leave the current vertex uncolored and go to the next vertex. Therefore, x receives some color c and the agent continues to the

next vertex, which we call y . We show now first that the agent assigns some color to y and second that the assigned color cannot be c .

First, if the agent does not color y and goes back to x , the agent then has to visit z . However, since the agent cannot distinguish y from z , the adversary can arrange the ordering of the vertices in such a way that the agent visits y instead of z , whereupon the agent is stuck in an endless loop. Hence, the agent has to color y .

Second, if the agent colors y with the same color as x and then continues to z —either directly or via x —, the agent then cannot distinguish x from y . Hence, the adversary can arrange the ordering of the vertices such that the agent will not terminate on the start vertex.

Theorem 4. *For every algorithm ALG that successfully explores all graphs and for every natural number n there is a graph G of size n such that ALG uses at least $n - 1$ colors to explore G .*

Proof. For $n = 1$, there is nothing to prove. For $n \in \{2, 3\}$, the statement follows from Lemma 8.

For graphs of size 4, we can use Theorem 2 and the fact that the algorithm has to explore all graphs—and, in particular, all trees—to prove that an algorithm needs 3 colors to explore all graphs of size 4. We describe how this works: Consider a cycle of 4 vertices, say x, y, z, w . Assume the agent starts on x . Clearly, if the agent does not color x in the first step, no vertex can ever be colored. Assume that x receives color 1 and the agent moves to y . By Lemma 6, the agent moves to z next. If y were not colored, the next vertex—which is z —would again receive color 1, and the agent would not be able to distinguish x from z when standing on w . Therefore, y receives color 2 and the agent moves to z .

By Lemma 6, the agent moves to w next. If z were not colored and if the graph were a cycle on 5 vertices with a vertex u between w and x , the next vertex, w , would again receive color 1 and, as before, the agent would not be able to distinguish w from x when standing on u . Since the algorithm is a general algorithm that has to successfully explore all graphs and that does not know the size of the graph, vertex z thus has to be colored.

If z received color 2, and if the graph were a path of seven vertices—as in the proof of Theorem 2—in the order w, x, y, z, u, v , then the vertex u would receive color 2 as well and on the way back to the start vertex x , the agent could not distinguish between y and u when standing on z . Therefore, z has to receive a third color.

We now turn to the proof for graphs of size 5 or larger: Assume towards contradiction that there is an algorithm ALG that, for some $n_0 \geq 5$, uses at most $n_0 - 2$ colors on every graph of size n_0 . We are going to define a family of graphs of size $2(n_0 - 1) - 1$ and prove that there is a graph G_0 in this family such that ALG uses at least $n_0 - 1$ colors on its first $n_0 - 1$ steps in order to successfully explore G_0 . Afterwards, we define a graph G_1 of size n_0 which locally looks, for the first $n_0 - 1$ steps, exactly as G_0 . Therefore, ALG uses at least $n_0 - 1$ colors on G_0 as well.

We construct our family of graphs as follows. Consider a graph G that consists of a path v_1, \dots, v_{n_0-1} of length $n_0 - 1$ and where, for each $r \in [n_0 - 1]$, a leaf l_r is connected to v_r . For fixed $i, j \in [n_0 - 1]$, we merge the leaves l_i and l_j and call the new vertex $l_{i/j}$ and the graph $G_{n_0, i, j}$. Such a graph is depicted in Figure 3.

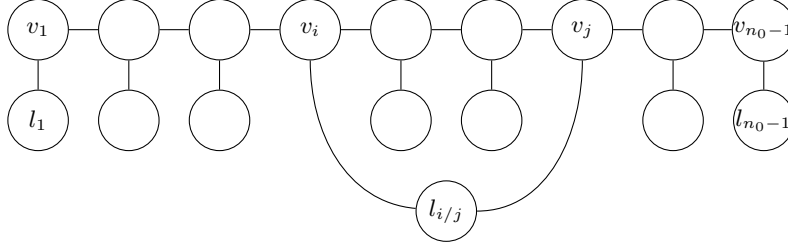


Fig. 3: The graph $G_{n_0, i, j}$

Consider any general algorithm ALG with at most $n_0 - 2$ colors that explores a graph $G_{n_0, r, s}$ for yet to be determined r and s . The adversary makes the decisions in such a way that ALG walks from v_1 to v_{n_0-1} without exploring any leaves and without leaving any visited vertex uncolored. This is possible by Lemma 6 and Lemma 7.

By the pigeonhole principle, there are $i < j$ such that ALG assigns the same color to v_i and v_j . Let $r = i$ and $s = j$; in other words, consider the exploration of ALG on $G_{n_0, i, j}$. Without loss of generality, we assume that v_i and v_j are not adjacent since, if that were the case, clearly, all v_k with $k > j$ would be assigned the color of v_j and ALG cannot explore all graphs this way.

On its way back to v_1 , ALG reaches v_j at some point. From there, ALG has to visit $l_{i/j}$ by Observation 12. Since ALG cannot distinguish v_i and v_j when located in $l_{i/j}$, the adversary can send ALG to either vertex if ALG wants to visit a neighbor. If ALG decides not to color $l_{i/j}$, then the adversary sends ALG to v_i and ALG will have to go to $l_{i/j}$ by Observation 12 and then either color $l_{i/j}$ or be caught in an endless loop. Hence, ALG colors $l_{i/j}$ and then goes to one of its neighbors. The adversary is going to send ALG to v_i .

When ALG arrives in v_i , the closed neighborhood $N[v_i]$ is colored. If ALG decides to go to $l_{i/j}$, it will then again be sent to v_i and will never terminate. If ALG decides to go to v_{i-1} , it will never visit any leaf between v_i and v_j . If ALG decides to go to v_{i+1} , then ALG can never terminate since all paths from v_{i+1} to v_1 lead through v_i and from there, ALG always chooses v_{i+1} . Therefore, no matter how ALG behaves, it cannot successfully explore $G_{n_0, i, j}$, unless it uses at least $n_0 - 1$ colors on the first $n_0 - 1$ steps.

Consider now the graph G_1 depicted in Figure 4. G_1 consists of a path of $n_0 - 1$ vertices that are connected to a universal vertex u . Locally, G_1 looks exactly the same as $G_{n_0, i, j}$. An algorithm can only successfully explore $G_{n_0, i, j}$ if it assigns $n_0 - 1$ colors on the first $n_0 - 1$ steps during the exploration of

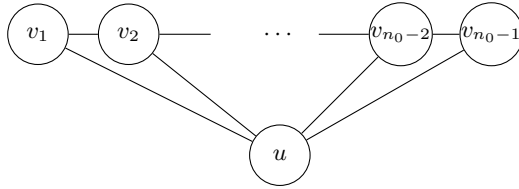


Fig. 4: The graph G_1 for the general lower bound

$G_{n_0,i,j}$. Then, however, such an algorithm assigns $n_0 - 1$ colors on the first $n_0 - 1$ steps during the exploration of G_1 as well. G_1 has n_0 vertices; hence, we have discovered a graph on n_0 vertices where ALG uses at least $n_0 - 1$ colors. This contradicts our assumption and thus finishes the proof.

3.3 Non-Uniform Algorithms

Clearly, the proof of Theorem 4 relies heavily on the uniformity of the algorithm, that is, the property that the algorithm has to successfully explore every graph. If an algorithm just has to explore all graphs of a fixed size n or up to a fixed size n , then the situation is different. We cannot argue anymore that an algorithm needs to use many colors on a certain small graph by claiming that the algorithm has to use many colors to successfully explore a certain large graph and showing that it is not possible to distinguish the large graph from the small graph. Instead, we have to assume that the algorithm knows n because we want to prove a property for all possible algorithms.

We want to explore this restriction in order to know how useful it is to know the size of the graph in our model. We provide almost matching upper and lower bounds for this case in the next two theorems.

Theorem 5. *For every $n \geq 5$ there is an algorithm that successfully explores all graphs of size exactly n and that uses on each such graph at most $n - 2$ colors.*

Proof. Let $n \in \mathbb{N}$, $n \geq 5$. Our algorithm DFS_n works as follows. In general, DFS_n works exactly as DEPTHFIRSTSEARCH . However, we want to assign to the last two vertices color $n - 2$; therefore, we need a few adaptations that we will describe in a moment.

Denote the last three vertices that DEPTHFIRSTSEARCH colors by x , y , and z (in this order). As long as the agent is not on an uncolored vertex where there is a neighbor with color $n - 2$, DFS_n works exactly as DEPTHFIRSTSEARCH . Therefore, as long as DFS_n is not on one of the vertices y or z , the behavior of DFS_n is exactly like the behavior of DEPTHFIRSTSEARCH and there is always a unique predecessor that can be recognized by the agent.

The last three vertices can be arranged in three different ways, as illustrated in Figure 5. We adapt DEPTHFIRSTSEARCH as follows:

Rule 1 If the current vertex is uncolored and there is exactly one neighbor with color $n - 2$, then DFS_n assigns *the smallest color for which there is no neighbor with color number exactly 1 larger*⁶—which we will call *smallest unproblematic color*— and continues to an uncolored neighbor. If there is no such uncolored neighbor, then the agent returns to the neighbor with color $n - 2$.

Rule 2 If the current vertex is uncolored and there are two neighbors with color $n - 2$ (in this case, DFS_n is on z and just has to go back to the start vertex), then DFS_n assigns the smallest unproblematic color and then continues to a vertex of minimal color.

Rule 3 If the current vertex v is colored with $c(v) > 1$ and there is neither an uncolored neighbor nor a neighbor v' with $c(v') = c(v) - 1$, then DFS_n goes to the neighbor with the largest color.

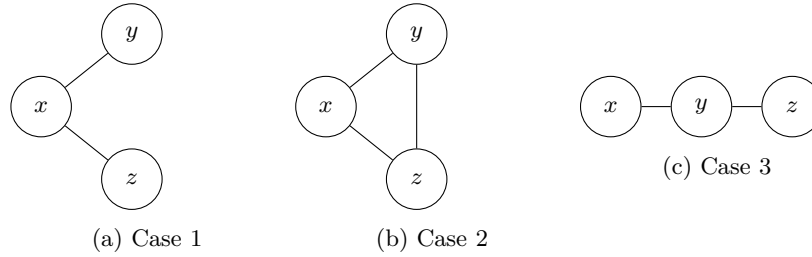


Fig. 5: The three cases how x , y , and z can be connected

For the behavior of DFS_n on y and z , we have the following cases depending on which color x receives and how the vertices x , y , and z are connected to each other. We have three interesting cases and two boring cases and we start our analysis with the two boring cases.

First, consider the case where x , which is the third-last vertex to be colored, receives color $n - 4$ or less. Thus, DEPTHFIRSTSEARCH never assigns a color larger than $n - 2$ and never arrives at a vertex already colored with $n - 2$. In this case, DFS_n behaves exactly as DEPTHFIRSTSEARCH and uses at most $n - 2$ colors as well.

In the second case, x receives color $n - 3$. Thus, DEPTHFIRSTSEARCH may assign to y color $n - 2$ and to z color $n - 1$. DFS_n assigns to y color $n - 2$ as well, but when it arrives on z and sees exactly one vertex of color $n - 2$, DFS_n uses Rule 1 and assigns the smallest unproblematic color and then goes to the vertex with color $n - 2$, which is y . On y , DFS_n sees that y was colored in an earlier

⁶ For example, unless y is connected to the vertex 2, y is assigned color 1; otherwise, unless y is connected to both the vertex 2 and the vertex 3, y is assigned color 2 etc. Note that this excludes y receiving color $n - 3$ since it is connected to x . Furthermore, note that y might be assigned color $n - 2$.

step and that there are no more uncolored neighbors and thus applies the normal backtracking rule to go back to the vertex with color $n-3$, which is x . From there, the behavior of DFS_n is the same as the behavior of DEPTHFIRSTSEARCH .

Note that the color of z cannot interfere with the behavior of DEPTHFIRSTSEARCH since DEPTHFIRSTSEARCH always goes back to the direct predecessor, which is a vertex with color number exactly 1 less.

We can now move towards the interesting cases. In all of the remaining three cases, x receives color $n-2$. The cases are illustrated in Figure 5.

We describe the behavior of DFS_n on each of these cases and thus show that DFS_n can distinguish these cases and can consequently successfully explore graphs of size n with $n-2$ colors.

Case 1: x receives color $n-2$; x is adjacent to both y and z ; and y and z are not adjacent, see Figure 5. In this case, y is going to be assigned by DFS_n the smallest unproblematic color and then the agent returns to x (Rule 1). From there, the agent visits z , which is the remaining uncolored vertex. On z , DFS_n is in the same situation as it was on y (exactly one neighbor with color $n-2$) and is going to assign the smallest unproblematic color to z and then return to x by Rule 1. Now, DFS_n behaves again exactly the same as DEPTHFIRSTSEARCH .

Case 2: x receives color $n-2$ and x, y, z form a triangle. Again, y receives the smallest unproblematic color by Rule 1. Then, by Rule 1 as well, the agent does not return to x but continues to the next unvisited vertex, which is z . On z , we have two cases.

Subcase 2.1: If y received a color different from $n-2$, then the agent is in the same situation as before (exactly one neighbor with color $n-2$) and assigns the smallest unproblematic color and returns to x . From there, DFS_n behaves again exactly the same as DEPTHFIRSTSEARCH and terminates as expected.

Subcase 2.2: If y received color $n-2$, the situation is more delicate. The agent now sees two vertices colored $n-2$ and if it would assign color $n-2$ and go to y , it might be caught in an endless loop and go back and forth between y and z . Hence, by Rule 2, the agent assigns the smallest unproblematic color and then goes to the smallest color it sees. If the smallest unproblematic color is $k \geq 2$, then z is connected with vertices $2, \dots, k$ and the agent goes directly to the start vertex if z is connected to the start vertex or the agent goes to vertex 2 and from there to the start vertex. If the smallest unproblematic color is 1, this means that z is not a neighbor of 2, in which case the agent goes to any vertex with minimal color. If this vertex is y , then the agent applies Rule 3 to go to x and from there with normal backtracking to the start vertex. If this vertex is not y , then the agent uses normal backtracking to the start vertex right away. Since z did not receive a color that interferes with backtracking, DFS_n behaves exactly as DEPTHFIRSTSEARCH .

Case 3: x receives color $n-2$ and x, y, z form a simple path. Again, y receives the smallest unproblematic color and the agent then continues to z . We have to distinguish two cases.

Subcase 3.1: If y was assigned color $n - 2$, then z receives the smallest unproblematic color as in Cases 1 and 2 by Rule 1 and the agent then goes back to y . From there, the agent behaves again exactly as DEPTHFIRSTSEARCH and goes to vertex $n - 3$ by the normal backtracking rule. Note that y is in this case connected to vertex $n - 3$ since y received $n - 2$ as smallest unproblematic color.

Subcase 3.2: If y is assigned something less than $n - 2$, then z is assigned the largest number the agent sees as is the case with DEPTHFIRSTSEARCH and then goes to the vertex with this largest number (see line 4 of Algorithm 2). If this vertex is not y , we are done since then there is always a clear predecessor until the start vertex is reached. If this vertex is y , however, Rule 3 will be applied and the agent goes from y to x and then backtracks from there to the start vertex.

We see that no matter how the last three vertices are arranged, DFS_n successfully explores the graph. This finishes the proof.

Theorem 6. *For every algorithm ALG and for every natural number n such that ALG explores all graphs of size n there is a graph G of size n such that ALG uses at least $n - 3$ colors on G .*

Proof. The theorem is clearly true for $n \leq 5$ by Lemma 8: Since we showed that at least two colors are needed to explore all graphs of size 3, two colors are needed to explore all graphs of size 4 and 5 as well. To see this, just assume that there is an additional leaf (for graphs of size 4) or an additional path with two vertices (for graphs of size 5) attached to the start vertex of the triangle in the proof of Lemma 8.

Assume now towards contradiction that there is a natural number $n \geq 6$ and an algorithm ALG that explores every graph of size n with at most $n - 4$ colors. Consider the following $\binom{n-3}{2}$ graphs of size n : All cliques of size $n - 3$ where two vertices v_i and v_j both have a leaf and the remaining vertices are all connected to some special vertex s . Note that every vertex in the clique has degree $n - 3$ and the vertices v_i and v_j thus cannot be distinguished from the other vertices in the clique. The special vertex s has degree $n - 5$.

Note that we can use Lemma 6 and Lemma 7 as long as there are enough unvisited vertices available such that their proofs work. In case of Lemma 6, we need three unvisited vertices; in case of Lemma 7, we need two unvisited vertices including the current vertex. Therefore, by Lemma 6 and Lemma 7, an adversary can ensure that ALG first visits all vertices in the clique and then goes to s .

Now, ALG will have assigned to two vertices the same color. Consider the exploration of ALG on the graph where these two vertices are the two vertices with the attached leaf, v_i and v_j . Note that here, we need the fact that all vertices in the clique have the same degree. Otherwise, ALG might recognize v_i and v_j and ensure that these two always receive a different color. After visiting all vertices in the clique, ALG has to visit the first leaf at some point. Say the agent first visits the leaf of v_i . If ALG does not color the leaf, then it is caught

in an endless loop. Hence, ALG colors the leaf and then goes back to v_i . From there, ALG has to visit v_j at some point.

Before visiting v_j , ALG may visit s , but whenever the agent tries to reach v_j , the adversary can send the agent to v_i . The only way to reach v_j is by going directly from v_i to v_j . Once the agent does this, it can then visit the leaf of v_j , color it with the same color as the leaf of v_i due to its functional nature, and then return to v_j . Now, the agent is in the same situation as before when it went from v_i to v_j . Therefore, the agent will now go to v_i and from there again to v_j and is hence caught in an endless loop. This contradicts our assumption and thus finishes the proof.

4 Between Trees and General Graphs

We want to discover the parameter that determines the difficulty of graph exploration of a given graph. Since the exploration of trees is quite easy, it is tempting to think that a good parameter to measure the difficulty for graph exploration could be treewidth, feedback vertex set, number of cycles, etc. However, considering the difficult instance in Figure 3, we see that treewidth and feedback vertex set are not suitable parameters. In fact, even restricting the number of cycles to 1 and the maximum degree to 3 does not remove the linear amount of colors. Bipartite graphs as generalizations of trees might still serve as plausible candidates. After all, the proof of Lemma 7 does not work for bipartite graphs and the graphs $G_{n_0,i,j}$ used in the construction for Theorem 4 are not bipartite if $j - i$ is odd. However, the following theorem shows how these defects can be remedied; in fact, only exploring bipartite graphs is almost as difficult as exploring all graphs.

Theorem 7. *There is no algorithm ALG and no natural number n such that ALG successfully explores all bipartite graphs and uses strictly fewer than $n - 2$ colors on every graph on n vertices.*

Proof. Assume towards contradiction that such an algorithm ALG and such a number n_0 exists. As in the proof of Theorem 4, we let ALG walk on graphs of the family $G_{N,i,j}$ with $j - i$ even and for $N = 3n_0$. By Lemma 6, we can ensure that ALG walks on the path without exploring any leaves. Since ALG uses at most $n_0 - 2$ colors on every graph of size n_0 , ALG uses a color twice on its first $n_0 - 1$ steps, say $c(v_l) = c(v_m)$ for $l < m$. Then, however, ALG is going to repeat its entire pattern after v_l , so for all $k \in \mathbb{N}^+$:

$$c(v_{l+k}) = c(v_{m+k}).$$

Since our graph is large enough, we can ensure that this pattern is repeated at least three times. This means that we can find two vertices of the same color that are in the same partition. We want to apply the reasoning of Theorem 4 and hence connect the vertices as follows to ensure that the graph stays bipartite: If the distance $(m - l)$ of v_l and v_m is even, we define $v_i := v_{l+1}$ and $v_j := v_{m+1}$

and connect these vertices via a leaf $l_{i/j}$. If the distance $(m-l)$ is odd, we define $v_i := v_{l+1}$ and $v_j := v_{m+1+(m-l)}$ and connect them via a leaf $l_{i/j}$.

Now, in order to apply the same reasoning as in the proof of Theorem 4, we have to guarantee that the entire neighborhood of v_i and v_j is colored once ALG visits and colors $l_{i/j}$. To ensure this, we prove that no vertex in the repeating pattern v_l, \dots, v_{m-1} is left uncolored: Assume that any vertex in the repeating pattern would be left uncolored, say $c(v_{m-1}) = 0$. Clearly, ALG cannot leave two consecutive vertices uncolored; otherwise, ALG would leave all future vertices on the path uncolored. Therefore, v_{m-2} is colored and we denote its color by x . On vertex v_{m-1} , ALG received as input $(0, x, 0, 0)$ since there are two uncolored neighbors and one neighbor with color x . If $m-l$ is even, connect vertex $v_{m+(m-l)}$ with v_{m-2} instead of $v_{m+1+(m-l)}$. If $m-l$ is odd, connect $v_{m+2(m-l)}$ with v_{m-2} instead of $v_{m+1+2(m-l)}$. Assume without loss of generality that $m-l$ is even and observe what happens when the algorithm reaches $v_{m-1+(m-l)}$: This vertex is left uncolored as v_{m-1} and the algorithm then visits $v_{m+(m-l)}$. Upon arrival in $v_{m+(m-l)}$, the algorithm receives $(0, x, 0, 0)$ as input and therefore decides not to color $v_{m+(m-l)}$ and instead goes to an uncolored neighbor. The adversary arranges the port labels such that $v_{m-1+(m-l)}$ is chosen. Now, ALG is in an endless loop. Therefore, all vertices of the repeating pattern receive a color.

Hence, the entire neighborhood of v_i and v_j is colored once ALG visits $l_{i/j}$ and we can now apply the same reasoning as in the proof of Theorem 4 to conclude that ALG may never repeat its pattern. However, this time, the smallest bipartite graph that looks locally like some $G_{n_0, i, j}$ for the first $n_0 - 1$ steps is not exactly G_1 from Figure 4, but $G_{\text{bipartite}}$, where u is only connected to all odd vertices v_h and an additional vertex u_{even} is connected to all even path vertices, leading to a lower bound of $n - 2$.

We now argue why the *circumference* of a graph, i.e., the size of a longest simple cycle, is the right parameter. First, we observe that the construction from the proof of Theorem 4 immediately results in the following corollary:

Corollary 1. *Any algorithm needs at least $k - 2$ colors to color all graphs of circumference at most k .*

Second, we present with Algorithm 3 an algorithm that uses at most $2k - 1$ colors and successfully explores all graphs of circumference at most $k \geq 3$. This algorithm sorts numbers a, b with respect to whether the distance between a, \dots, b or the distance between $b, b+1, \dots, 2k-1, 1, 2, \dots, a$ is larger. We use the following maximum function for three natural numbers a, b, k with $a \leq b \leq 2k - 1$:

$$\max^k\{a, b\} := \begin{cases} a, & \text{if } |b - a + 1| < |2k - b + a| \\ b, & \text{if } |b - a + 1| > |2k - b + a|. \end{cases}$$

Note that, if the two values $(b - a + 1)$ and $(2k - b + a)$ were equal, this would imply $2(b - a) = 2k - 1$, which is impossible for three natural numbers a, b and k . In other words, \max^k is well-defined. With this maximum function, that is, calculating modulo $2k - 1$ shifted by 1, a number is smaller than the next

$k - 1$ numbers and larger than the preceding $k - 1$ numbers. For example, for $k \leq 11$, $2k - 10$ is smaller than $2k - 9, \dots, 2k - 1, 1, \dots, k - 10$ and larger than $2k - 11, \dots, 2k - 10 - (k - 1) = k - 9$.

We want to extend \max^k to multiple values $a_1 \leq \dots \leq a_n \in [2k - 1]$, i.e., we would like to define $\max^k\{a_1, \dots, a_n\}$. However, it is not immediately clear how to do that since \max^k is not necessarily transitive. For example, $\max^k\{1, 2\} = 2$ and $\max^k\{2, k + 1\} = k + 1$, but still $\max^k\{1, k + 1\} = 1$. Thus, $\max\{1, 2, k + 1\}$ could be either 1, 2 or $k + 1$. This problem vanishes if there is an input element (for the maximum function) a_i , $i \in [n]$ such that all other input elements a_j are among the $k - 1$ elements preceding a_i . It will become clear later that the construction of algorithm SMALLDFS_k enforces this situation. In this case, we use the natural extension of \max^k ; otherwise, we define \max^k to be just the normal maximum function. It will become clear later that \max^k is not going to be the “normal maximum function.”

Algorithm 3 SMALLDFS_k

Input: A graph whose circumference is at most k . In each step, the input is $c(v) \in \mathbb{N}$, the color of the current vertex v , and $c(v_1), \dots, c(v_d)$, the colors of v 's neighbors, where d is the degree of v .

Output: In each step, the algorithm outputs $c(v)$, the color the agent assigns to v , and $i \in [d]$, the vertex the agent has to move to next.

```

1: if  $c(v) = 0$  then
2:    $c(v) := \left( \left( \max_{v' \in N(v)}^k c(v') \right) + 1 \right) \bmod_1 (2k - 1)$ 
3: if there is an uncolored neighbor  $w$  then
4:   go to  $w$ 
5: else if there is a neighbor  $w$  with  $c(w) = (c(v) - 1) \bmod_1 (2k - 1)$  then
6:   go to  $w$ 
7: else
8:   terminate

```

The strategy of SMALLDFS_k is a depth-first search strategy that assigns color $c \bmod_1 (2k - 1)$ to vertices that are visited in distance $c - 1$ (in the depth-first search tree) from the start vertex. This is done by looking at all neighbor colors and then assigning the largest color modulo $(2k - 1)$ to the current vertex. However, in order to be able to assign the color 1 after the color $2k - 1$, the algorithm takes the maximum function defined above to determine the largest color number. A problem might arise if the maximum function were not well-defined. However, since there are no cycles of length $k + 1$, the colors of the current vertex and all its neighbors are always going to be from k sequential numbers in the number range $1, \dots, 2k - 1, 1, \dots, k$. Thus, it is possible, as we are going to prove in a moment, to determine the direct predecessor and backtrack accurately.

Lemma 9. SMALLDFS_k *terminates.*

Proof. We prove that there are no endless loops, i.e., there is no sequence of vertices $v_1, v_2, \dots, v_l, v_{l+1} = v_1$ such that SMALLDFS_k always goes from v_i to $v_{i+1 \bmod_1(2k-1)}$. Assume towards contradiction that such a sequence exists. If SMALLDFS_k arrives at a vertex that has been colored before, it goes to an uncolored neighbor regardless of the color of any other vertices. Therefore, at some point, there will be no more uncolored neighbors of the vertices in the loop. In other words, the only line that can be applied is line 6. However, to obtain an endless loop, the colors in the loop would then have to contain the sequence $(1, 2, \dots, 2k-1)$. This is a contradiction to the assumption that the graph has a circumference of at most k .

Lemma 10. SMALLDFS_k *terminates on the start vertex.*

Proof. Since every vertex v except the start vertex has a neighbor w with $c(w) = c(v) - 1 \bmod_1(2k-1)$ because of line 2, SMALLDFS_k cannot terminate on a vertex that is not the start vertex. Since SMALLDFS_k terminates due to Lemma 9, it has to terminate on the start vertex.

We proved that SMALLDFS_k terminates on the start vertex and only on the start vertex. We have yet to show that all vertices are indeed explored.

Lemma 11. *On any vertex v , either SMALLDFS_k goes to an unvisited vertex or it goes back to the direct predecessor of v .*

Proof. Similar to the proof of Lemma 3, we prove something slightly different, namely that (1) SMALLDFS_k always assigns color $c(v') + 1 \bmod_1(2k-1)$ to a vertex v with predecessor v' and that (2) there is never a vertex v with two neighbors w_1, w_2 with $c(w_1) = c(w_2) = c(v) - 1 \bmod_1(2k-1)$. This implies that SMALLDFS_k always goes back to the direct predecessor.

Assume towards contradiction that one of these two claims is wrong. Consider the first step in which one of these claims is wrong. We have three cases:

Case 1 In this step, SMALLDFS_k does not assign color $c(v') + 1 \bmod_1(2k-1)$ to a vertex v with predecessor v' . This can only happen if there is a neighbor x of v with greater color than v' , that is, $\max^k\{c(x), c(v')\} = c(x)$.

Both x and v' are colored before v . Assume as subcase 1.1 that x is colored before v' . Consider the search sequence (x, v_1, \dots, v_n, v') of SMALLDFS_k between x and v' . The first step when SMALLDFS_k “skips” a color is between v' and v ; hence, the colors between vertices next to each other in this search sequence differ by exactly 1. Since $c(x)$ is smaller than the next $k-1$ numbers and since we have $\max^k\{c(x), c(v')\} = c(x)$, there have to be at least $k-1$ vertices between x and v' . Thus, we have together with v a cycle of length at least $k+2$, which is not allowed. Hence, x is not colored first.

Consider subcase 1.2, namely that v' is colored before x . Then SMALLDFS_k went from v' to x , then back to v' and then to v . However, this is not possible since backtracking (applying line 6) is only allowed when there are no uncolored neighbors and thus, SMALLDFS_k cannot backtrack from x , which has v as an uncolored neighbor.

Case 2 In this step, SMALLDFS_k assigns color $c(v)$ to a vertex v with two neighbors w_1, w_2 with $c(w_1) = c(w_2) = c(v) - 1 \pmod{2k-1}$. Assume without loss of generality that first w_1 is visited (and colored), then w_2 , then v . We can argue exactly as before. The search sequence of SMALLDFS_k between w_1 and w_2 is $(w_1, v_1, \dots, v_r, w_2)$. SMALLDFS_k could not backtrack from w_1 and thus went to some uncolored vertex v_1 . Again, backtracking would only be possible up to w_1 ; therefore, we can assume without loss of generality that all vertices v_1, \dots, v_r in the search sequence are visited for the first time. In order for w_2 to obtain the same color as w_1 , there have to be at least $2k - 2$ vertices between w_1 and w_2 . Since w_1 and w_2 are both adjacent to v , this results in a cycle of size $2k + 1$.

Case 3 In this step, SMALLDFS_k assigns color $c(w_1)$ to a vertex w_1 adjacent to a vertex v with $c(w_1) = c(v) - 1 \pmod{2k-1}$ and v is adjacent to a vertex $w_2 \neq w_1$ with $c(w_2) = c(w_1)$. Consider the search sequence (v, \dots, w_1) between v and w_1 . Since w_1 receives a greater number than v , there have to be at least $k - 1$ vertices between v and w_1 . Together with v and w_1 , they form a cycle of size $k + 1$, which is impossible.

We see that the assumption that one of these two claims is wrong leads to a contradiction; therefore, both claims are true, which proves the lemma.

Lemma 12. SMALLDFS_k explores all vertices.

Proof. Since Lemma 11 is the analogue to Lemma 3, this claim can be proved analogously to Lemma 4.

These lemmas together yield the following theorem.

Theorem 8. SMALLDFS_k uses at most $2k - 1$ colors and is correct on graphs with circumference at most k .

Contrasting Corollary 1 and Theorem 8, we see that SMALLDFS_k uses at most $k + 1$ too many colors. We narrow this gap with the following theorem.

Theorem 9. An algorithm needs at least $2k - 3$ colors to successfully color all graphs of circumference at most k .

Proof. Let ALG be an algorithm that uses at most $2k - 4$ colors and colors every graph of circumference k . Without loss of generality, assume that ALG uses exactly $2k - 4$ colors. The colors ALG assigns have to repeat at some point, that is, if we let ALG explore a path v_1, \dots, v_r of length $r > 2k - 4$, after some initial color assignments $c(v_1), c(v_2), \dots, c(v_s)$, the colors ALG assigns always follow the same pattern $c(v_s), c(v_{s+1}), \dots, c(v_t), c(v_s), c(v_{s+1})$ etc. Without loss of generality, we assume this pattern starts with v_1 . This behavior can be enforced even if we add some leaves or connect some vertices of the path: Due to Lemma 6, a general algorithm may not go back to a visited vertex if there is an unvisited neighbor. Therefore, we may even add some leaves to the path or connect some vertices of the path and there is still an adversary that ensures that ALG goes from v_1

directly to v_r without visiting any leaf (apart from v_1 and v_r , of course) and without taking any shortcuts.

Consider now the following two graphs. Take a path v_1, \dots, v_{2k} of length $2k - 1$ and add a leaf l_{2k-3} to v_{2k-3} . To obtain G_1 , add a leaf l_{k-1} to v_{k-1} and connect v_1 and v_k . To obtain G_2 instead, add leaves l_1 to v_1 and l_k to v_k and connect v_{k-1} to v_{2k-2} . G_1 and G_2 are depicted in Figure 6. Note that both G_1 and G_2 have circumference exactly k .

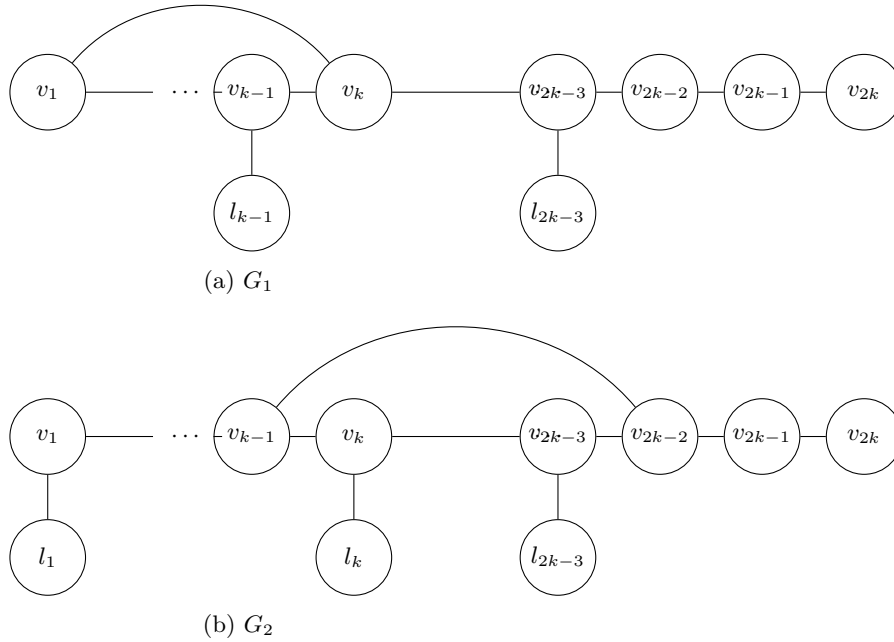


Fig. 6: The graphs G_1 and G_2

Consider the exploration of ALG on G_1 . As explained, there is an adversary that lets ALG walk from v_1 to v_{2k-2} without taking the shortcut $\{v_1, v_k\}$ and without exploring the leaves. Moreover, by assuming that the repeating pattern of ALG starts with v_1 , we obtain in particular that $c(v_1) = c(v_{2k-3})$.

Now, on vertex v_k , ALG receives as input $c(v_k) = 0$ and the colors $c(v_1)$, $c(v_{k-1})$, and 0 and assigns color $c(v_k) > 0$. Then, ALG goes on to explore the rest of the graph. At some point, ALG returns to v_k and receives as input $c(v_k)$ and the colors $c(v_1)$, $c(v_{k-1})$, and $c(v_{k+1})$. Since l_{k-1} has not yet been explored and since upon going to v_1 , ALG has to terminate, it is crucial that ALG chooses v_{k-1} as its next vertex.

However, consider now the exploration of ALG on G_2 . Since G_2 looks locally exactly like G_1 , there is an adversary that lets ALG behave on G_2 exactly as on G_1 for at least the first $2k - 3$ steps. On vertex v_{2k-2} , ALG receives as input

$c(v_{2k-2}) = 0$ and the colors $c(v_{2k-3}) = c(v_1)$, $c(v_{k-1})$, and 0. This is the same input as before and because of its functional nature, ALG has to assign color $c(v_{2k-2}) = c(v_k) > 0$ and then has to go to the unvisited neighbor v_{2k-1} . On v_{2k-1} , ALG is in the same situation as during the exploration of G_1 on v_{k+1} and assigns color $c(v_{2k-1}) = c(v_{k+1})$. After then visiting v_{2k} , ALG returns to v_{2k-2} . Now, its input is again $c(v_k) = c(v_{2k-2})$ and the colors $c(v_1) = c(v_{2k-3})$, $c(v_{k-1})$, and $c(v_{2k-1}) = c(v_{k+1})$.

However, this time, since l_{2k-3} has not yet been explored, it is crucial that ALG chooses v_{2k-3} and not v_{k-1} . Since ALG is a function, it cannot output different values on the same input; hence, ALG fails to explore either G_1 or G_2 .

5 Special Graph Classes

In the above, we found that trees cannot be explored with less than 3 colors, general graphs cannot be explored with less than $n - 1$ colors and in general, the number of colors needed to explore a graph grows with its circumference. However, if we limit ourselves to special graph classes, we can find algorithms that use much fewer colors than the circumference of the graph.

We illustrate this by taking the example of the graph class P^2 , the *square paths*. The graph class P^2 contains all graphs that consist of a path plus edges between all vertices in distance 2 from each other. An example is given in Figure 7. Note that graphs in P^2 have a circumference of size n . We show that 4 colors

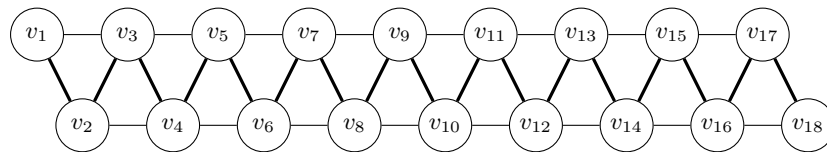


Fig. 7: An example of a square path P^2 . The original path is emphasized.

are enough to explore any graph in P^2 .

The strategy of our algorithm, SQUAREPATHEXPLORATION, is similar to TREEEXPLORATION, namely to achieve a sense of direction by coloring the vertices alternately 1, 2, and 3. For example, if we say that color 1 is red, color 2 is green, and color 3 is blue, and given the graph depicted in Figure 8 with v_3 as start vertex, the goal would be to color the vertices as depicted in the figure such that the colors alternate nicely.

We have to be careful that the agent does not produce a triangle with colors 1, 2, and 3, thus being caught in an endless loop. The key idea to achieve this is by exploiting the structure of the square paths: Whenever an agent goes to a new vertex v and then sees only one colored neighbor w —thus, in general, three uncolored neighbors—, it can go back to w , which then has another uncolored

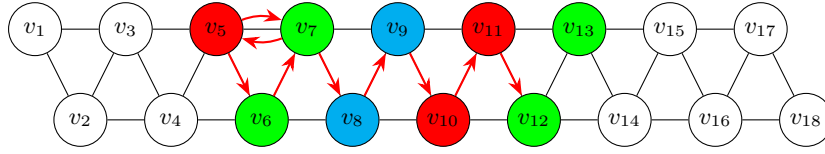


Fig. 8: The desired structure. A possible walk of the agent is depicted with red arrows. The order at the beginning is v_5, v_7, v_5, v_6, v_7 .

neighbor that is a neighbor of v . Note that since the algorithm does not have to successfully explore all graphs, but only all square paths, returning back to a visited vertex is easily possible.

However, we have to consider some special cases. If we observe the walk of the agent in Figure 8, we notice two things. First, the beginning is quite peculiar. The agent starts in v_5 and colors it red. Then it visits an uncolored neighbor, v_7 , colors it green and since there is only one colored neighbor, the agent goes back to this neighbor. Back on v_5 , the agent recognizes that it has been in this vertex before since v_5 is colored. Therefore, it does not go back to the only visited—and thus colored—neighbor, but instead goes to an unvisited neighbor, say v_6 . On v_6 , there are two colored neighbors and usually, the agent would go forward to an unvisited vertex in such a case. However, then, it might happen that the vertices on one side of the start vertex are not colored at all. Such a situation is depicted in Figure 9.

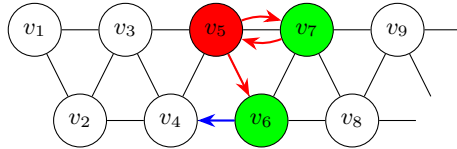


Fig. 9: Special case at the beginning: If the agent went from v_6 to v_4 , as depicted with the blue arrow, then v_8, v_9, \dots might never be explored.

Therefore, the agent has to go back to the vertex with color green—i.e., color 2—if there are two colored neighbors with colors 1 and 2. Intuitively speaking, this ensures that the agent first explores all vertices on the left (right) side of the start vertex if there are two vertices with color 2 on the left (right) side first.

The second thing we notice in Figure 8 is that the adversary might send the agent to different vertices. We argue heuristically why it is reasonable to use a fourth color in this case. The adversary might send the agent to a vertex with only one colored neighbor, consider for example the situations depicted in Figure 10.

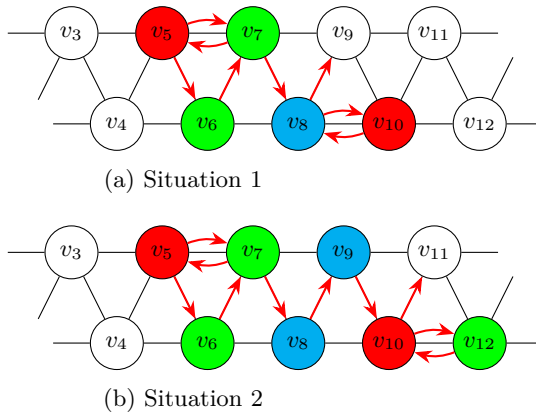


Fig. 10: Cases where the agent sees all three colors at once. The agent cannot distinguish the two cases.

In Situation 1, the adversary sends the agent from v_8 to v_{10} instead of v_9 . The agent colors v_{10} red as before and then returns to v_8 . From v_8 , the agent goes to v_9 . Now, the agent sees all three colors at once. This is tricky since the agent cannot distinguish this situation from Situation 2 in Figure 10, but the color which is farthest from the start vertex is different and the sense of direction might become lost if the agent assigns the wrong color.

In Situation 2, the adversary sends the agent from v_{10} to v_{12} instead of v_{11} and the agent then colors v_{12} green, goes back to v_{10} and from there to v_{11} . As in Situation 1, the input for the algorithm is $c(v) = 0$ for the color of the current vertex and $\{1, 2, 3, 0\}$ for the colors of the neighboring vertices. Hence, on v_9 and given as input all three colors red, green, and blue, the agent is wise not to assign any of the three normal colors. Instead, the agent is going to assign a new color—say gray—and then goes to the only unvisited neighbor, which is v_{11} . This way, the algorithm ensures that there is always a clear direction away from and towards the start vertex. Thus, the actual coloring pattern might not look like the one in Figure 8 since it depends on the decisions of the adversary. For example, the coloring pattern might even look like the one in Figure 11.

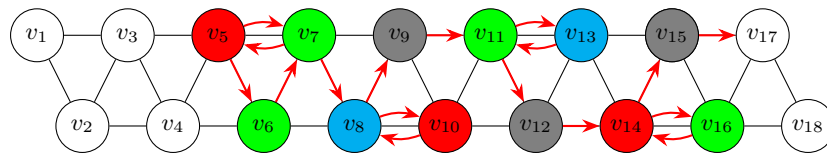


Fig. 11: The structure with many vertices with color 4.

We have now covered the situation of the start vertex, where all neighbors are uncolored; the normal cases—namely exactly 1 colored neighbor, exactly 2 colored neighbors, and exactly 3 colored neighbors; and the special case at the beginning, depicted in Figure 9. There is one case left, namely when the agent is on a vertex of degree 2. This is easily handled, the only difference is that on such a vertex, the agent has to start going back towards the start vertex. The formal description of algorithm SQUAREPATHEXPLORATION is given in Algorithm 4.

We now turn towards the proof that SQUAREPATHEXPLORATION successfully explores all square paths. We start by proving that SQUAREPATHEXPLORATION is well defined.

Lemma 13. SQUAREPATHEXPLORATION *is well defined.*

Proof. This is clearly true for most of the instructions, we only have to be careful with the color assigning in line 18 and the conditions in lines 19 to 23 and lines 27 to 30. We check the color assigning in line 18 and the conditions in lines 19 to 23; the argumentation for lines 27 to 30 is similar. There, we use the evident fact that there can never be three neighbors of the same color.

The color assigning does not cover the case that the two colored neighbors are both colored with color 4. However, clearly, color 4 is only assigned if there are three colored neighbors of colors 1, 2, and 3; therefore, there are never two neighbors both with color 4. Given this color assignment, the conditions in lines 19 to 23 are clearly fulfilled since color 1 is only assigned if one of the neighbors has color 3 and similar for the other colors.

Next, we show that SQUAREPATHEXPLORATION never colors a triangle with the colors 1, 2, and 3.

Lemma 14. SQUAREPATHEXPLORATION *never colors the three vertices of a triangle with the colors 1, 2 and 3, i.e., there are never three pairwise adjacent vertices x, y, z such that $\{c(x), c(y), c(z)\} = \{1, 2, 3\}$.*

Proof. Consider the step in which SQUAREPATHEXPLORATION colors the third vertex z of a triangle, i.e., the other two vertices x and y have been colored in earlier steps. Since at least two neighbors are colored, SQUAREPATHEXPLORATION applies one of the lines 12, 18, or 26 to color z . Clearly, it is never the case that SQUAREPATHEXPLORATION assigns color 1 and the colors 2 and 3 are present in the neighborhood. Analogously, SQUAREPATHEXPLORATION never assigns color 2 if colors 1 and 3 are present or color 3 if colors 1 and 2 are present.

We are now prepared to prove that the algorithm always terminates.

Lemma 15. SQUAREPATHEXPLORATION *terminates.*

Proof. The statement is equivalent to saying that there are no endless loops, i.e., there is no sequence of vertices $v_1, v_2, \dots, v_k, v_{k+1} = v_1$ such that SQUAREPATHEXPLORATION always goes from v_i to $v_{(i+1) \bmod k}$. Assume towards contradiction that such a sequence exists.

Algorithm 4 SQUAREPATHEXPLORATION

Input: An undirected P^2 graph in an online fashion. In each step, the input is $c(v) \in \mathbb{N}$, the color of the current vertex v , and $c(v_1), \dots, c(v_k)$, the colors of v 's neighbors, where k is the degree of v .

Output: In each step, the algorithm outputs $c(v)$, the color the agent assigns to v , and $i \in [k]$, the vertex the agent has to take next.

```
1: if  $c(v) = 0$  then
2:   if 0 neighbors are colored then
3:      $\triangleright$  Situation of start vertex
4:      $c(v) := 1$   $\triangleright$  Assign color 1 and then ...
5:     go to the uncolored neighbor that is presented first  $\triangleright$  ... go exploring.
6:   else if 1 neighbor  $w$  is colored then
7:      $\triangleright$  Normal case 1: Only 1 neighbor is colored
8:      $c(v) := (c(w) + 1) \bmod_1 3$   $\triangleright$  Assign the next color ...
9:     go to  $w$   $\triangleright$  ... and go back to this neighbor.
10:  else if the neighbors have colors  $\{1, 2, 0, 0\}$  then
11:     $\triangleright$  Special case to ensure a correct beginning
12:     $c(v) := 2$   $\triangleright$  Assign color 2 ...
13:    go to the neighbor with color 2  $\triangleright$  ... and go to  $w$ .
14:  else if 2 neighbors  $w, w'$  are colored then
15:     $\triangleright$  Normal case 2: 2 neighbors are colored
16:     $\triangleright$  Assign color and go forward, be careful not to create
17:     $\triangleright$  a triangle with colors 1,2,3
18:     $c(v) := \begin{cases} 1, & \text{if } \{c(w), c(w')\} \in \{\{1, 3\}, \{3, 3\}, \{3, 4\}\} \\ 2, & \text{if } \{c(w), c(w')\} \in \{\{1, 1\}, \{1, 2\}, \{1, 4\}\} \\ 3, & \text{if } \{c(w), c(w')\} \in \{\{2, 2\}, \{2, 3\}, \{2, 4\}\} \end{cases}$ 
19:    if there is an uncolored neighbor  $w$  then
20:      go to  $w$ 
21:    else
22:       $\triangleright$  Special case:  $v$  has degree 2 and both neighbors are colored
23:      go to a neighbor  $w$  with  $c(w) = (c(v) - 1) \bmod_1 3$ 
24:    else if 3 neighbors  $w, w', w''$  are colored then
25:       $\triangleright$  Normal case 3: 3 neighbors are colored
26:       $c(v) := \begin{cases} 4, & \text{if } \{c(w), c(w'), c(w'')\} = \{1, 2, 3\} \\ 1, & \text{if } \{c(w), c(w'), c(w'')\} \in \{\{1, 1, 3\}, \{1, 3, 3\}\} \\ 2, & \text{if } \{c(w), c(w'), c(w'')\} \in \{\{1, 1, 2\}, \{1, 2, 2\}, \\ & \{1, 2, 4\}, \{1, 1, 4\}, \{1, 4, 4\}\} \\ 3, & \text{if } \{c(w), c(w'), c(w'')\} \in \{\{2, 2, 3\}, \{2, 2, 4\}, \{2, 3, 4\}, \{2, 4, 4\}\} \end{cases}$ 
27:    if there is an uncolored neighbor then
28:      go to some uncolored neighbor
29:    else
30:      go to  $z$  with  $c(z) = (c(v) - 1) \bmod_1 3$ 
```

```

31: else ▷ We have  $c(v) > 0$ 
32:   ▷ On a colored vertex, go forward if there are uncolored neighbors and
33:   ▷ go back towards the start vertex if there are no uncolored neighbors
34:   if there is an uncolored neighbor then
35:     go to some uncolored neighbor
36:   else if there is a neighbor  $z$  with  $c(z) = (c(v) - 1) \bmod_1 3$  then
37:     go to  $z$ 
38:   else
39:     terminate

```

If SQUAREPATHEXPLORATION arrives at a vertex that has been colored before, it goes to an uncolored neighbor regardless of the color of any other vertices. Therefore, there will be at some point no more uncolored neighbors of the vertices in the loop. In other words, the only line that can be applied is line 37. Therefore, by assuming without loss of generality that $c(v_1) = 1$, the colors in the sequence must be $(c(v_1), c(v_2), c(v_3), c(v_4) \dots, c(v_k)) = (1, 2, 3, 1, \dots, 3)$.

Consider the graph from Figure 7 and consider the rightmost vertex v that is in the endless loop. Say this vertex is v_i . This vertex has two neighbors v_{i-1} and v_{i+1} that are in the endless loop as well. Since we have $(c(v_{i-1}), c(v_i), c(v_{i+1})) \in \{(1, 2, 3), (2, 3, 1), (3, 1, 2)\}$ as shown before, we have $v_{i-1} \neq v_{i+1}$. Moreover, since v_i is the rightmost vertex in the loop, v_{i-1}, v_i, v_{i+1} form a triangle. However, by Lemma 14, this cannot happen; hence, the assumption was wrong.

Lemma 16. SQUAREPATHEXPLORATION *only terminates on the start vertex.*

Proof. SQUAREPATHEXPLORATION only terminates on a vertex v without uncolored neighbors and where no neighbor z has color $c(z) = (c(v) - 1) \bmod_1 3$.

On the one hand, since the start vertex receives color 1 and its neighbors color 2 or 4, these conditions are true for the start vertex as soon as all its neighbors are colored.

On the other hand, all other vertices are colored according to line 12, 18, or 26. We argue that there is always a neighbor with $c(z) = (c(v) - 1) \bmod_1 3$. Indeed, this is clear for all cases with the exception of the case when there are two or three colored neighbors, all with color 4. However, clearly, this can never happen as a 4 is only assigned when there are three colored neighbors of colors 1, 2, 3. Thus, the claim follows.

We proved that SQUAREPATHEXPLORATION terminates and that it terminates on the start vertex. We have yet to show that all vertices are indeed explored. We first show that SQUAREPATHEXPLORATION does not create a *hole*, i.e., there is never an uncolored vertex or a connected subgraph of uncolored vertices that is surrounded by colored vertices unless the uncolored vertex has degree 2.

Then, we show that, after some initial steps, all vertices on one *side* of the start vertex s are colored.⁷ Together with the fact that SQUAREPATHEX-

⁷ To define the word “side”, we remove s and cut the edge “opposite of s ”, that is, the edge between two neighbors of s with the property that when it is removed together

PLORATION returns to the start vertex, the correctness of SQUAREPATHEXPLORATION follows.

Lemma 17. *Apart from vertices of degree 2 and 3, SQUAREPATHEXPLORATION never creates a hole.*

Proof. Consider the step in which SQUAREPATHEXPLORATION would create a hole. In this step, there is just one colored neighbor, but SQUAREPATHEXPLORATION would still go to an uncolored neighbor.

Lemma 18. *As soon as the first two vertices on one side of the start vertex are colored, SQUAREPATHEXPLORATION explores all vertices on this side.*

Proof. Before we start, we observe that the two first vertices on one side of the start vertex that become colored will be vertices that are sequential in the path. In other words, if we draw the graph as for example in Figure 11, these first two vertices on one side of the start vertex will not be both “in the top row” or both “in the bottom row.”

Having observed this, we now prove the lemma by induction on the number of vertices on one side. If there are only two vertices on one side, there is nothing to prove. If there are three vertices on one side, we make use of the special case in lines 10 to 13 to ensure that the third vertex is colored as well. Now suppose the claim is true for $n - 1$ vertices on one side. Add a vertex $v = v_n$ and the according edges to this side. Let a and b be the two neighbors of v and let c be the common neighbor different from v of a and b and d the fourth neighbor of b . This situation is depicted in Figure 12.

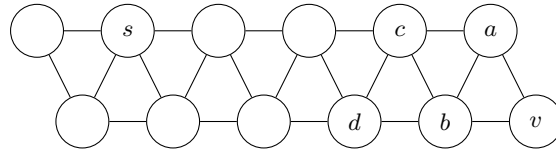


Fig. 12: Add a vertex v in distance n

Note that d might be the start vertex but by our assumption, c may not. By the induction assumption, SQUAREPATHEXPLORATION reaches at least a or b .

When a is reached first, then a has only one colored neighbor c , and the agent returns to c . We may invoke the induction assumption again to ascertain that SQUAREPATHEXPLORATION reaches b . At this point, since there are no holes,

with s , the graph is not connected any more. If there are two such edges, for example if $v_2 = s$ in Figure 8, we cut the edge that minimizes the difference in the amount of vertices of the two components. If no such edge exists, then s has degree 2 and there is just one side.

the only uncolored neighbor is v . Therefore, SQUAREPATHEXPLORATION goes to v , colors it and then returns to either a or b .

When b is reached first, we have two cases. First, SQUAREPATHEXPLORATION could go directly to a or v . This can only happen if c and d are colored since a vertex needs two colored neighbors in order to go to an uncolored neighbor. If the agent visits a , it then goes to v . If the agent visits v , it first returns to b . Now, a is the only uncolored neighbor of b and b has more than one colored neighbor. Hence, SQUAREPATHEXPLORATION visits a next and we are done.

Second, SQUAREPATHEXPLORATION could go back to c or d . By the induction assumption, going back to c is not possible as this would assume that d is not colored and we have a hole already. Here, we use the fact that the one of the two colored vertices on one side of the start vertex is in the top row and one is in the bottom row by the initial observation. Hence, in this case, the agent goes back to d and c is not colored. On d , the agent visits c as the only uncolored neighbor. The agent colors c and then goes to a as the only uncolored neighbor and again on a , the agent colors a and then goes to v as the only uncolored neighbor.

Thus, SQUAREPATHEXPLORATION explores the larger graph without creating a hole.

The previous lemmas can be combined to show that SQUAREPATHEXPLORATION indeed explores all vertices.

Lemma 19. SQUAREPATHEXPLORATION *explores all vertices.*

Proof. By Lemmas 15 and 16, SQUAREPATHEXPLORATION terminates on the start vertex s . However, SQUAREPATHEXPLORATION cannot terminate with uncolored neighbors. As soon as two neighbors on one side of s are colored, all vertices of this side are colored by Lemma 18. Of course, again by Lemmas 15 and 16, SQUAREPATHEXPLORATION then returns to s . If only one neighbor v on one side of the start vertex is colored, then either there is another uncolored vertex v_2 on the same side of s that is also a neighbor of s or there is no other vertex on this side of s .

This finally leads to the desired theorem:

Theorem 10. SQUAREPATHEXPLORATION *is correct on graphs of the form P^2 and uses at most 4 colors.*

6 Exploration with Recoloring

In this section, we allow recoloring of already colored vertices. We prove that in this case, seven colors are enough to explore any graph. This demonstrates the superior strength of strategies with recoloring. We present a formal description of our algorithm RECOLORER in Algorithm 5.

Let us describe the basic strategy. We abuse the term “color” and say a vertex either receives label x or a label 1, 2 or 3 together with one of the two

colors green and red. The special label x is assigned to *delete* vertices, that is, to mark vertices to which the algorithm must never return. The algorithm performs breadth-first search and labels every vertex with 1, 2, or 3 depending on *depth*, i.e., its distance from the start vertex; vertices in depth k receive label $k + 1 \bmod_1 3$. Unless a vertex is deleted, the labels are never changed, only the colors.

We imagine the start vertex as top vertex and go from top to bottom when moving further away from the start vertex. Since vertices in depth k have only neighbors in depth $k - 1$, k , and $k + 1$, this labeling provides a sense of direction for the algorithm.

When RECOLORER is on a vertex v that is in depth k , we call neighbors in depth $k - 1$ *parents* (of v), neighbors in depth $k + 1$ *children* (of v), and neighbors in the same depth as v *siblings*. Note that the agent is going to be able to determine whether labeled neighbors are parents, siblings, or children. To ensure that all vertices in a certain depth are colored, the algorithm colors the vertices from green to red and vice versa, depending on the current phase.

There are green phases and red phases in alternating order.

Initially, the start vertex receives label 1 and color red. Then, a green phase starts. In a green phase, the algorithm follows the red labels from 1 to 2 to 3 to 1 etc. until an unvisited vertex is reached. This vertex is then marked with the next label and colored green. The algorithm then proceeds to a parent p . If p has unvisited neighbors—these are all children, as we will see—, then one of these neighbors is visited. Otherwise, if all children of p are colored, the algorithm goes down to a child of the same color as p until it eventually finds an unvisited vertex, which is then colored green before going up to a parent. As soon as all children of a parent are of another color, the algorithm recolors the parent and then goes up to a grandparent. This process takes place until the start vertex is reached and all children of the start vertex are colored green. Now, the start vertex is marked green as well and a red phase starts, which works analogously.

This process would suffice to achieve perpetual exploration. To ensure that the algorithm terminates, the algorithm deletes a vertex whenever all its children are deleted or if there are no children at all. An example of an exploration is depicted in Figure 13.

To prove that RECOLORER successfully explores all graphs, we first define the term *phase*. Initially, RECOLORER is in phase 0. For each $k \in \mathbb{N}^+$, phase k ends and phase $k + 1$ begins immediately after the start vertex receives a color and the agent decides to terminate or to go to a neighbor. Before we turn towards the main lemma, we start with two general observations.

Observation 13 *Upon visiting, a vertex becomes labeled.*

Observation 14 *The label of a vertex v is only changed if v gets deleted.*

Lemma 20. *At the end of phase k , all vertices in depth j with $j \leq k$ are either deleted or labeled with $(j + 1) \bmod_1 3$; all non-deleted and labeled vertices are colored with the same color; and no vertices in depth $k + 1$ or lower are visited. Moreover, the agent is not caught in an endless loop in phase k .*

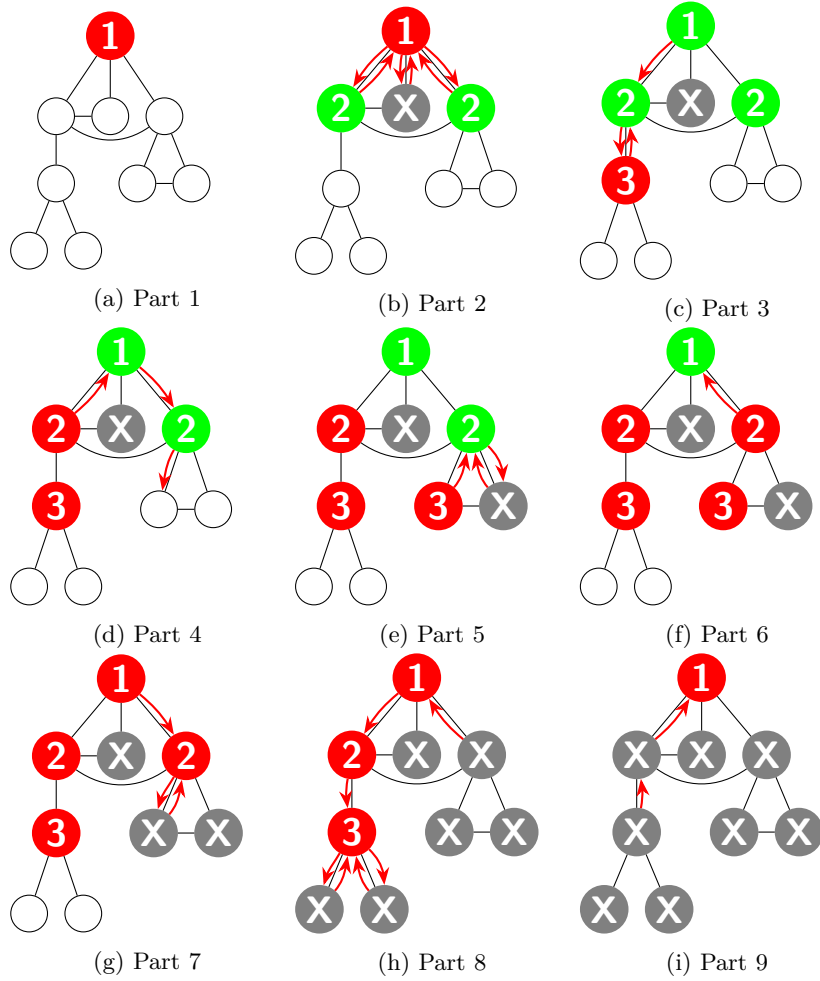


Fig. 13: An example of an exploration by RECOLORER.

Algorithm 5 RECOLORER

Input: An undirected graph in an online fashion. In each step, the input is $l(v), c(v) \in \mathbb{N}$, which are label and color of the current vertex v , and $l(v_1), c(v_1), \dots, l(v_k), c(v_k)$, the labels and colors of the neighbors of v , where k is the degree of v .

Output: In each step, the algorithm outputs $l(v)$, the label the agent assigns to v ; $c(v)$, the color the agent assigns to v ; and $i \in [k]$, the vertex the agent has to take next. It is allowed to change the color of a vertex that has been colored before.

Description: For each phase k , visit all vertices in depth k and then return to the start vertex. On return, color all vertices green if k is odd, and red otherwise.

- 1: **if** all children of v are deleted **then**
 - 2: \triangleright the entire subtree of the current vertex has been explored
 - 3: \triangleright or there is nothing to explore
 - 4: $l(v) := x$ $\triangleright v$ is deleted as well
 - 5: go to any parent and if there is no parent, **terminate**.
 - 6: **else if** $l(v) = 0$ **then** $\triangleright v$ has not been visited before
 - 7: $l(v) := \left(\min_{v' \in N(v)} l(v') \right) + 1 \bmod_1 3$
 - 8: $c(v) := \begin{cases} \text{green,} & \text{if there is parent with color red} \\ \text{red,} & \text{otherwise} \end{cases}$
 - 9: go to any parent and if there is no parent, go to any neighbor \triangleright there is no parent in the case of the start vertex
 - 10: **else** $\triangleright v$ has been visited before
 - 11: **if** there is an unlabeled child v' **then**
 - 12: \triangleright agent is on level i and level $i + 1$ has not been completely explored
 - 13: go to v'
 - 14: **else if** there is a child v' of the same color **then**
 - 15: \triangleright agent is on level i and level j with $j > i + 1$ has
 - 16: \triangleright not been completely explored
 - 17: go to v'
 - 18: **else if** there is a non-deleted child and all non-deleted children are of complementary color k (= green/red) **then**
 - 19: \triangleright the subtree of the current vertex was explored up to some level i and
 - 20: \triangleright now the agent has to move towards the start vertex
 - 21: $c(v) := k$ \triangleright the vertex agrees with the color of its children
 - 22: go to any parent and if there is no parent, go to any non-deleted child.
-

Proof. We prove this by induction. Clearly, the start vertex is labeled and colored in phase 0 according to lines 6 to 9 and the next phase starts.

We assume that the first part of the statement is true for $k - 1$: At the end of phase $k - 1$ and thus at the beginning of phase k ,⁸ the agent has labeled every vertex up to depth $k - 1$; all vertices in depth $j \leq k - 1$ are either deleted or labeled with label $(j + 1) \bmod_1 3$; all non-deleted vertices up to depth $k - 1$ have the same color; and no vertex in depth k is visited. Note that we do not need to assume that phase $k - 1$ ends since this is implied by the “at the end of phase $k - 1$ ”. We are going to show later in the proof that the agent is not caught in an endless loop.

We start with some observations.

Observation 15 *Observation 14 implies together with the induction assumption that, during phase k , on every vertex v , the agent can decide whether v 's non-deleted neighbors are parents or siblings or children.⁹ The only exception are vertices in depth k from the start vertex. Here, the agent can decide which non-deleted vertices are parents, but it is not possible to distinguish siblings from children.*

Observation 16 *A vertex v only becomes deleted if all its children are deleted (lines 1 to 5). Deleted children are never visited again. Hence, a deleted vertex is never visited again and we can safely ignore deleted vertices.*

With these observations, we are able to prove a first claim towards proving the first point of the lemma.

Claim. If a vertex in depth k is visited, it is labeled with $(k + 1) \bmod_1 3$ or deleted.

Proof (of Section 6). Once the agent arrives for the first time at some vertex in depth k , all siblings and all children have not been visited and are thus unlabeled by Observations 13, 14, and 15. All parents are labeled with $k \bmod_1 3$ by the induction hypothesis. Therefore, according to line 7, the agent assigns label $(k + 1) \bmod_1 3$. Note that this label will not be changed later, according to Observation 14.

Later in phase k , whenever the agent arrives at a vertex in depth k , there may be parents with label $k \bmod_1 3$ and siblings with label $(k + 1) \bmod_1 3$ and again, according to line 7, the agent assigns label $(k + 1) \bmod_1 3$.

Next, we argue that a vertex cannot be colored several times in a phase, which yields as a byproduct that no vertices in depth $k + 1$ or lower are visited.

Claim. A vertex v cannot change its color twice in a phase and vertices in depth $k + 1$ cannot be reached.

⁸ Unless phase $k - 1$ is the final phase, of course.

⁹ Neighbors with label $(l(v) - 1) \bmod_1 3$ are parents, neighbors with label $l(v)$ are siblings and neighbors with label $(l(v) + 1) \bmod_1 3$ are children.

Proof (of Section 6). Consider any phase k . Assume towards contradiction that v is the vertex whose color is changed twice first in phase k . Assume that v is in depth $k - 1$ or higher. The only reason to recolor v twice would be if all of v 's children were recolored twice. Thus, v could not be the first vertex whose color is changed twice.

Therefore, v must be in depth k . The first time v was colored took place because the agent visited v and v had not been visited before. To change the color a second time, the agent would have to access v again, either through one of v 's children or through one of v 's parents or through one of v 's siblings. The agent clearly never goes to the sibling of a vertex directly; therefore, v can only be accessed through a parent or through a child. However, v 's children can only be accessed through vertices in depth k and whenever a vertex in depth k is visited, the agent colors it with a different color than its parents and then goes up to any parent p in depth $k - 1$. In particular, the agent does not go down to any vertex in depth $k + 1$. Hence, the only possibility to visit v a second time is through a parent p .

From any such p , the only way to go down to v again would be if the agent visited p once p is recolored, that is, once p had received the same color as v . This is due to the fact that only children of the same color are visited. However, as soon as p is recolored, the agent goes to a higher vertex. Therefore, the only way to recolor v would be to change the color of all vertices on a path between v and the start vertex—including the start vertex—and then going down again, which is a contradiction to the assumption that v is colored twice in a phase.

At the end of phase k , that is, when the start vertex becomes recolored, all non-deleted and labeled vertices are thus colored with the same color, which is the second point of the lemma. The only thing left to prove is that indeed all vertices in depth k are visited. We prove this by showing first that the agent cannot be caught in an endless loop in phase k .

Claim. The agent is not caught in an endless loop in phase k .

Proof (of Section 6). Suppose there were an endless loop. Then there exists a sequence of vertices v_1, \dots, v_r such that, for $i \in [r - 1]$, the agent goes infinitely often from v_i to v_{i+1} and from v_r back to v_1 . Since a vertex is not colored twice in phase k , all vertices in this sequence have a fixed color. Moreover, there cannot be any unlabeled neighbors since the agent would go to these according to line 11 and the sequence would change. Hence, the only lines that can be applied are lines 14 to 17. However, this implies that, for $i \in [r - 1]$, v_i is a parent of v_{i+1} and v_r is a parent of v_1 . This contradicts Observation 15.

Now, since there is no endless loop in phase k , phase k terminates, which means that the start vertex is recolored. This can only be the case if all children and children of children etc. are recolored or colored for the first time. This in turn means in particular that all vertices in depth k are colored. Thus, the proof of Lemma 20 is finished.

Lemma 20 immediately implies the correctness of RECOLORER. We thus obtain the following theorem.

Theorem 11. *There is an algorithm that never uses more than 7 colors and explores every graph with recoloring.*

7 Conclusion

We investigated graph exploration by a very limited agent and showed tight bounds for the exploration of trees and of general graphs. Essential for our upper bounds was the idea that the algorithm needs a way to uniquely determine the direct predecessor of a vertex. On a high level, our algorithms try to enumerate the number of situations that can occur locally. Surprisingly, we discovered that this number is not determined by the degree of a vertex, but by the circumference of the graph. We showed almost tight lower bounds for graphs of a certain circumference as well.

While exploring the driving parameter for the amount of colors necessary and sufficient, we proved almost tight bounds for the exploration of general bipartite graphs and for non-uniform algorithms, where we had to assume that the size of the graph is known.

For our lower bounds, Lemma 6 and Lemma 7 form the basis of our argumentation. These lemmas make it possible to construct specific graphs and know exactly—up to renaming of the colors—how a general algorithm behaves on this graph. Even for the cases where we could not apply the lemmas directly, as for example with the bipartite graphs or the non-uniform algorithms, we used a similar argumentation tailored to the specific case. As soon as the graph class is limited in such a way that these lemmas do not apply at all, it is quite difficult to prove lower bounds, which we demonstrated in Section 5 with an algorithm successfully exploring all square paths by merely using four colors.

Finally, we studied the case where recoloring vertices is allowed. We showed that in this case, seven colors are already sufficient to explore all graphs, which stands in stark contrast to the amount of colors needed in general.

There are at least three ways to continue this research. First, it would be interesting to generalize Lemma 6 and Lemma 7 to certain subgraphs or minors. This would facilitate the analysis of graph exploration in our model for large graph classes. Second, a natural extension of our model would be to allow a constant number of memory bits. This would in particular enable a direct comparison to the existing research on oblivious graph exploration with known inputs. Third, it might be interesting to analyze how additional information can help the agent. On the one hand, one could study the classical advice complexity model for similar graph exploration models; on the other hand, one could restrict the advice to vertices. This would allow comparing global advice and local advice, which is much more restricted, but can be accessed exactly when needed.

References

1. Reuven Cohen, Pierre Fraigniaud, David Ilcinkas, Amos Korman, and David Peleg. Label-guided graph exploration by a finite automaton. *ACM Trans. Algorithms*, 4(4):42:1–42:18, 2008. doi:10.1145/1383369.1383373.
2. Shantanu Das. Graph explorations with mobile agents. In Paola Flocchini, Giuseppe Prencipe, and Nicola Santoro, editors, *Distributed Computing by Mobile Entities, Current Research in Moving and Computing*, volume 11340 of *Lecture Notes in Computer Science*, pages 403–422. Springer, 2019. doi:10.1007/978-3-030-11072-7_16.
3. Reinhard Diestel. *Graph Theory: 5th edition*. Springer Graduate Texts in Mathematics. Springer-Verlag, © Reinhard Diestel, 2017. URL: <https://books.google.ch/books?id=zIxRDwAAQBAJ>.
4. Yann Disser, Jan Hackfeld, and Max Klimm. Tight bounds for undirected graph exploration with pebbles and multiple agents. *J. ACM*, 66(6):40:1–40:41, 2019. doi:10.1145/3356883.
5. Leszek Gasieniec and Tomasz Radzik. Memory efficient anonymous graph exploration. In Hajo Broersma, Thomas Erlebach, Tom Friedetzky, and Daniël Paulusma, editors, *Graph-Theoretic Concepts in Computer Science, 34th International Workshop, WG 2008, Durham, UK, June 30 - July 2, 2008. Revised Papers*, volume 5344 of *Lecture Notes in Computer Science*, pages 14–29, 2008. doi:10.1007/978-3-540-92248-3_2.
6. Artur Menc, Dominik Pajak, and Przemyslaw Uznanski. Time and space optimality of rotor-router graph exploration. *Inf. Process. Lett.*, 127:17–20, 2017. doi:10.1016/j.ipl.2017.06.010.