

Data Science: A Systematic Treatment*

M. TAMER ÖZSU, University of Waterloo, Canada



Fig. 1. Data Science Word Cloud

There has been an increasing recognition of the value of data and of data-based decision making. As a consequence, the development of data science as a field of study has intensified in recent years. However, there is no systematic and comprehensive treatment and understanding of data science. This article describes a systematic and end-to-end framing of the field based on an inclusive definition. It identifies the core components making up the data science ecosystem, presents its lifecycle modeling the development process, and argues its interdisciplinarity.

CCS Concepts: • **Information systems** → **Data management systems**; **Information integration**; **Data mining**; **Data analytics**; • **Computing methodologies** → **Machine learning**; • **Human-centered computing** → **Visualization**; **Visual analytics**.

Additional Key Words and Phrases: data science, data engineering, data analytics, data protection, data ethics

ACM Reference Format:

M. Tamer Özsu. 2023. Data Science: A Systematic Treatment. *Communications of the ACM* (Accepted February 2023), 16 pages. <https://doi.org/10.1145/3582491>

*Please cite using the ACM Reference Format, not the arXiv version.

Author's address: M. Tamer Özsu, tamer.ozsu@uwaterloo.ca, University of Waterloo, Cheriton School of Computer Science, Waterloo, Ontario, N2N 2J1, Canada.

Permission to make digital or hard copies of part or all of this work for personal or classroom use is granted without fee provided that copies are not made or distributed for profit or commercial advantage and that copies bear this notice and the full citation on the first page. Copyrights for third-party components of this work must be honored. For all other uses, contact the owner/author(s).

© 2023 Copyright held by the owner/author(s).

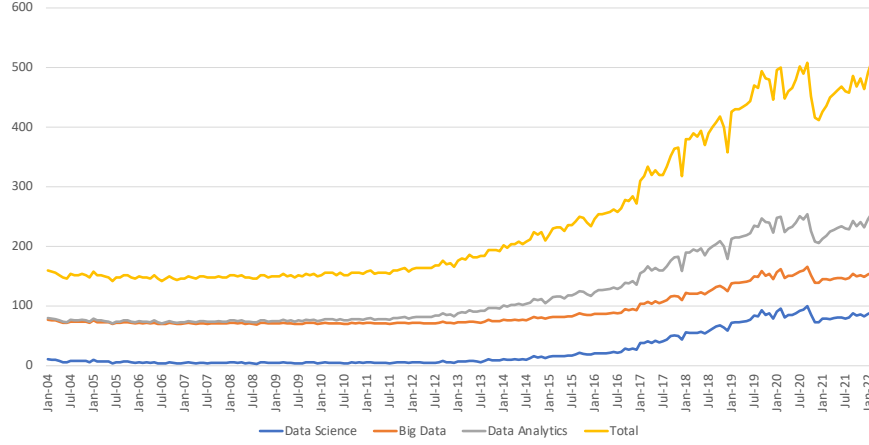


Fig. 2. Trending of data science-relevant terms
Source: Google Trends Retrieved on March 2022

1 INTRODUCTION

There is a data-driven revolution underway in science and society, disrupting every form of enterprise. We are collecting and storing data more rapidly than ever before. The value of data as a central asset in an organization is now well-established and generally accepted. Economist called data “the world’s most valuable resource” [14]. World Economic Forum’s briefing paper *A New Paradigm for Business of Data* states “At the heart of digital economy and society is the explosion of insight, intelligence and information – data.” [17]

The field of *data science* is expected to enable leveraging this data for meaningful and improved decisions and outcomes. Although the term data science has some history, in its current incarnation as a modern field of study, it has already made significant economic impact. A 2015 Organisation for Economic Co-operation and Development (OECD) report identified “data-driven innovation” (DDI) as having a central driving role in twenty-first century economies, defining DDI as “the **use of data and analytics** to improve and foster new products, processes, organisational methods and markets” [Emphasis from original report]. Data science deployments are still what might be called first-generation, but their impact in many areas are already being felt: global sustainability [13], power and energy systems [4], biological and biomedical systems [39], health sciences and health informatics [9], finance and insurance [7], smart cities [34], digital humanities [29] and others.

The last decade has established the terms “big data,” “data analytics,” and “data science” into our lexicon, both as buzzwords and as important fields of study. The interest in the topic, as evidenced by Google Trends (Figure 2), has exploded over the same time period. An increasing number of countries have released policy statements related to data science. In academia, data science programs and research institutes have been established with significant speed, while many industrial organizations have created data science units. A quick survey of these programs and initiatives suggest some common core, but also a lack of unified and clear framing of data science.

There are a number of reasons why a clarification is helpful. An important one is to be able to answer, with clarity, whether data science is an academic discipline. This is hard to answer without a definition of data science, and identification of its core and scope. A related reason is to provide an intellectually consistent framing to the numerous

data science institutes and academic units that are being formed. A third reason is to bring some clarity to the question of who is a data scientist. The point is not to straight lace what is meant by a data scientist or to restrain the scope of current academic initiatives, but to acknowledge the diversity around some commonalities. A fourth and final reason is that a systematic investigation of the field is likely to identify important techniques and tools that should be in the toolbox of a professional data scientist.

Part of the difficulty is the carelessly interchangeable use of the terms “big data,” “data analytics,” and “data science” in much of the popular literature, which frequently spills over to technical literature, as evidenced by the word cloud that was generated a few years ago (Figure 1). It is important to get these right. Data analytics, as defined in the next two sections, is one component of data science and not synonymous with it. Data science is not the same as big data. Perhaps the best analogy between them is that big data is like raw material; it has considerable promise and potential if one knows what to do with it. Data science gives it purpose, specifying how to process it to extract its full potential and to what end. It does this typically in an application-driven manner, allowing applications to frame the study objective and question. Applications are central to data science; if there are no applications to drive the inquiry, it is hard to argue that there is a data science deployment. Jagadish also emphasizes this point and states “ ‘Big Data’ begins with the data characteristics (and works up from there), whereas ‘Data Science’ begins with data use (and works down from there).” [23]

A second difficulty is the vagueness in many definitions about the relationship between data science, machine learning (ML), and data mining (DM) arising from the colloquial use of “data science” to mean *data analytics using ML/DM*. Data science is not a subfield of ML/DM nor is it synonymous with these. More broadly, it is not the case that data science is a subtopic of AI – a common claim originating from confusion on boundaries. AI and data science are conceptually different fields that overlap when ML/DM techniques are used in data analytics, but otherwise have their own broader concerns. The broader scope of data science is discussed in this paper, highlighting its constituents that are not part of AI. Conversely, there are topics in AI, such as agents, robotics, automated programming and others, that are not within the scope of data science. Thus, AI and data science are related, but one does not encompass the other.

A final difficulty is that data science is broad in scope, involving a number of disciplines and finding the right synthesis is not straightforward. At the risk of simplification, the following are the different constituencies that have an interest in data science: (1) STEM people who focus on foundational techniques and the underlying principles (computer scientists, mathematicians, statisticians), (2) STEM people who focus on science and engineering data science applications (e.g., biologists, ecologists, earth and environmental scientists, health scientists, engineers), and (3) non-STEM people who focus on social, political, and societal aspects. It is important to be inclusive of all of these in the discussions surrounding data science, while, at the same time, establishing a recognizable core of the field. This is a hard balance to maintain.

My objective in this paper is to put forth an internally consistent and coherent view of data science. I discuss the core components, the contributing disciplines, the lifecycle considerations, and the shareholder communities. The main takeaways can be summarized as follows:

- (1) it is important to clearly establish a consistent and inclusive view the entire field, and one is proposed;
- (2) in order to avoid becoming a catch-all or whatever the particular circumstances allow, it is essential to define the core of the field while being inclusive, and four core areas are identified;
- (3) it is critical to take a holistic view of activities that comprise data science; and
- (4) a framework needs to be established that facilitates cooperation and collaboration among a number of disciplines.

Data science is still in its early days as an emerging field. This paper contributes to the discussions around its nature and scope. There will, hopefully, be joiners to the discussion to better define the field.

2 WHAT IS DATA SCIENCE?

The origins of the term *data science* is fuzzy. Data is central to both statistics and computing; thus both communities have attempted to define the field.

Statisticians suggest that its origins go back to early 1960s to John Tukey [40] who passionately argued for the separation of “data analysis” from “classical statistics”. His main point was that data analysis is an empirical science while classical statistics is pure mathematics. Tukey defines data analysis as “procedures for analyzing data, techniques for interpreting the results of such procedures, ways of planning the gathering of data to make its analysis easier, more precise or more accurate, and all the machinery and results of (mathematical) statistics which apply to analyzing data.”

Capturing a precise definition of data has been important from the start of computing as a discipline. IFIP International Federation of Information Processing) definition of data (1971) is “a representation of facts or ideas in a formalized manner capable of being communicated or manipulated by some process.” [19]. Naur builds on this definition: “data science is the science of dealing with data, once they have been established, while the relation of data to what they represent is delegated to other fields and sciences.” [31].

Clearly, both statisticians and computer scientists have been thinking of data science for a long time and the understanding of what it is has evolved over time. A subtle shift happened in 2000s with the recognition that data science is broader than data analytics and that it involves a process from data ingest to the production of insights and actionable recommendations. During this period, data-intensive approaches to problem solving started to produce results. This became known as the “big data revolution” and resulted in data-centric approaches in many fields. What initially started as a computational paradigm (also called the third paradigm) where computational methods could replace or enhance laboratory experimental methods (a 2001 New York Times article declared “all science is computer science” [24]), rather quickly changed to data-intensive methods. This is frequently referred as the fourth paradigm [21], and data science systematizes this understanding.

There are significant differences between what was called data analysis (or analytics) and what the current understanding of data science entails. More modern definitions of data science encompass this broader interpretation, for example: “Data science encompasses a set of principles, problem definitions, algorithms, and processes for extracting non-obvious and useful patterns from large data sets.” [25] The National Consortium for Data Science (NCDS), which is a consortium in US of leaders in academia, industry, and government, define data science as the “systematic study of organization and use of digital data for research discoveries, decision-making, and data-driven economy” [2]. These are not sufficiently precise to define a field, although they capture some important common themes: interdisciplinarity (as defined in [3, 8]), data-based approach to problem solving, use of large and multi-modal data, the focus on deriving insights and value by discovering patterns and relationships in data, and the underlying process-oriented lifecycle.

A working comprehensive definition that captures both the essence of the field and explicitly recognizes that it involves a process would be the following:

Data science is a data-based approach to problem solving by analyzing and exploring large volumes of possibly multi-modal data, extracting knowledge and insight from it, and using information for better decision-making. It involves the process of collecting, preparing, managing, analyzing, explaining, and disseminating the data and analysis results.

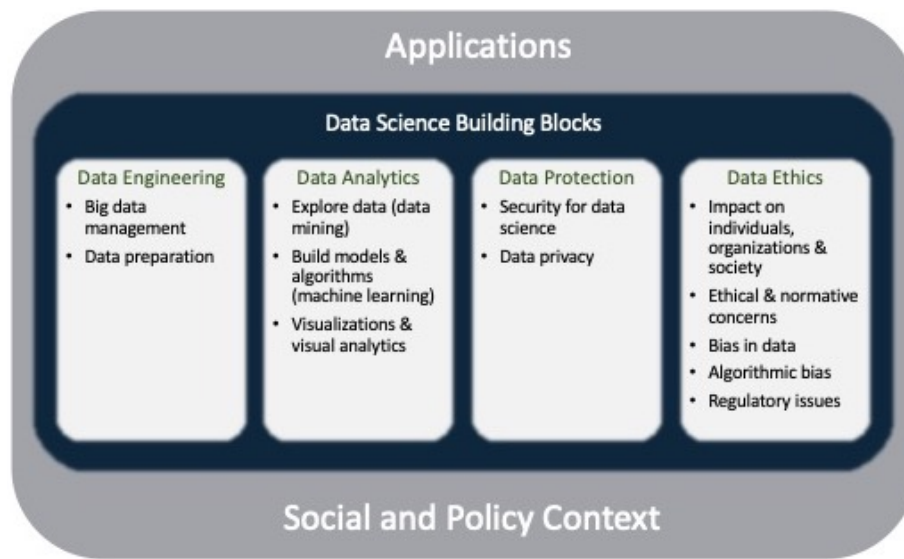


Fig. 3. Data Science Building Blocks.

This is consistent with the current understanding of the broad scope of the field – see, for example, CRA’s use of the term [18].

Note that the definition uses the term “data-based” rather than the more common “data-driven.” This is intentional. The latter has frequently been interpreted as “data should be the main (only?) basis for decisions” since “data speaks for itself.” This is wrong – data certainly holds facts and can reveal a story, but it only speaks through those who interpret it and that can potentially introduce biases; therefore, data should be one of the inputs to decision making, not the only one. Furthermore, “data-driven” has come to mean that it is possible to take data and analyze it by automated tools to generate automated actions. This also is problematic despite the recent popularity of and over-reliance on predictive and prescriptive analytics. Although data science has significant potential, and successful data science applications are plenty, there are sufficient mis-uses of data to give us pause and concern: Google’s algorithmic detection of influenza spread using social media data is one prominent example, the Risk Needs Assessment Test used in US justice system is another. Therefore, “data-based” is the preferable phrase that signals that data science deployments are aids to the decision-maker, not decision-makers themselves.

3 DATA SCIENCE ECOSYSTEM

Data science is inherently interdisciplinary: it builds on a core set of capabilities in data engineering, data analytics, data protection, as well as ethics (Figure 3); these are the four pillars of data science. Some of this core is technical, others are not. Although the term “data science” is frequently used to refer only to data analysis, the scope is wider and the contributing elements of the field should be properly recognized.

The core is in close interaction with application domains that have the dual function of informing the appropriate technologies, tools, algorithms and methodologies that should be useful to develop, and leveraging these capabilities to solve their problems.

Data science application deployments are highly sensitive to the existing social and policy context and these influence both the core technologies and the application deployments.

3.1 Data Engineering

Data is at the core of data science; the type of data that is used is what is commonly referred to as “big data”. There is no universal definition of big data; it is usually characterized as data that is large (*volume*), multi-modal (*variety*) with many types of data: structured, text, images, video, and others, sometimes streaming at high speed (*velocity*), and has quality issues (*veracity*). These are known as the “four V’s” and addressing them appropriately is the domain of big data management [32, Chapter 10]. Data engineering in data science addresses two main concerns: (1) the management of big data including the computing platforms for its processing, and (2) the preparation of data for analysis.

Managing big data is challenging but critical in data science application development and deployment. These data characteristics are quite different than those that traditional data management systems are designed for, requiring new systems, methodologies and approaches. What is needed is a data management platform that provides appropriate functionality and interfaces for conducting data analysis, executing declarative queries, and sophisticated search. This exceeds the current state-of-the-art where individual systems are specialized towards a specific data model and require meta-models that allow for different levels of abstraction, and for a more fluent integration and seamless interoperability.

Data preparation is typically understood to be the process of dataset selection, data acquisition, data integration, and data quality enforcement. Applying appropriate analysis to the integrated data will provide new insights that can improve organizational effectiveness and efficiency and result in evidence-informed policies. However, for this analysis to yield meaningful results, the input data has to be appropriately prepared and trustable. It really makes little difference how good the analysis model is; if the input data is not clean and trustable, then the results will not be of much value. The old adage of “garbage in, garbage out” is real in data science.

Data quality is an essential element in making the data trustable for analysis; it addresses the veracity characteristic of big data. Data quality is considered mission critical in data science success, and constitutes a major portion of the data preparation effort for most organizations.

An important vehicle of data quality and data trustability is metadata and metadata management. One particularly important metadata that deserves mention is *provenance*, which refers to metadata that tracks the source of the original data. Developing and instituting the appropriate system and tool support for managing provenance, and tracking data as it goes through the processing pipeline is another challenge.

A most important aspect of data quality is data cleaning [22]. When data from multiple sources are used, there are bound to be inconsistencies, errors in data as well as missing information that need to be corrected (cleaned). Techniques and methodologies for data cleaning are an important part of data engineering.

3.2 Data Analytics

Data analytics is the application of statistical and machine learning techniques to draw insights from data under study and to make predictions about the behavior of the system under study.

A first-level distinction in data analysis is made between *inference* and *prediction*. Inference is based on building a model that describes a system behavior by representing the input variables and relationships among them. Prediction goes further and identifies the courses of action that might yield the “best” outcomes. This classification can be made more fine-grained by identifying four different classes: *descriptive*, which answers the questions “what happened?” or “what does the data tell us?” by a retrospective look at the historical data; *diagnostic* is also retrospective, but goes beyond

descriptive to answer the question “why has that happened?”; *predictive* is forward-looking in analysis of historical data and provides calculated predictions of what is likely to happen; and *prescriptive* goes further by recommending courses of action. Predictive and prescriptive analytics together are usually called *advanced analytics*. The relationship among these are usually evaluated along two dimensions: complexity and value [27]. Going from descriptive to prescriptive, analysis becomes far more complex, but the value derived from it also substantially increases.

There are six data analysis tasks (methods) that are commonly used in data science [15, 25]: *clustering*, which finds meaningful groups or collections of data based on the “similarity” of data points – data points in the same cluster are more similar to each other than they are to data points in other clusters; *outlier detection* refers to identification of rare data items in a data set that differ significantly from the majority of the data; *association rule learning* discovers interesting relationships between variables in a large data set; *classification* finds a function (model) that places a given data item in one of a set of predefined classes; *regression* finds the function that relates one or more independent variables to a dependent variable; and *summarization* creates a more compact representation of the data set.

As discussed earlier, an important data source in data science is streaming data. In this case, *realtime analytics* need to be considered as data flows continuously. Realtime analytics is particularly difficult given that most analysis algorithms are computationally heavy and usually require multiple passes over the dataset, which is challenging in streaming data.

In a data science project, the issue of selecting the appropriate technique(s) for the task and how they can be leveraged is an important consideration. Given the societal impact of data science applications and deployments, the explainability of the analysis results is equally important.

3.3 Data Protection

Data science’s reliance on large volumes of varied data from many sources raises important data protection concerns. The scale, diversity, and the interconnectedness of data (as, for example, in online social networks) requires revisiting the data protection techniques that have been mostly developed for corporate data [6, 30].

It is customary to discuss the relevant issues under the complementary topics *data security* and *data privacy*. The former protects information from any unauthorized access or malicious attacks, while the latter focuses on the rights of users and groups over data about themselves. Data security typically deals with data confidentiality, access control, infrastructure security, and system monitoring, and uses technologies such as encryption, trusted execution environments, and monitoring tools. Data privacy, on the other hand, deals with privacy policies and regulations, data retention and deletion policies, data subject access requirement (DSAR) policies, management of data use by third parties, and user consent and involves privacy enhancing technologies (PETs). Although research on these topics are usually isolated, it is helpful to take a holistic and broader view, hence the term *data protection* is more appropriate and informative.

The characteristics of data used in data science pose unique challenges. Data volumes make the enforcement of access control mechanisms more difficult and the detection of malicious data and use more challenging. The numerosity and variety of data sources make it possible to inject mis-/dis-information, skewing the analysis results [6]. Data science platforms are, by necessity, scale-out systems that increase the possibility of infrastructure attacks. These environments also increase the potential for surveillance. The variability and potentially high numbers of end users, and, in many data science deployments, the need for openness for sharing the analysis results and some data to back up the analysis opens up the possibility of data breaches and misuse. All of these factors seriously increase the threats and the attack surface. Therefore, protection is required for the entirety of data science lifecycle (Section 4) from the time of data acquisition to the dissemination of results, as well as for secure archiving or deletion. An implicit goal of data science is to gain

access to as much data as possible, which directly conflicts with the fundamental least-privilege security principle of providing access to the minimal resources necessary. Closing this gap includes careful re-design and advancement of security technologies to preserve the integrity of scientific results, data privacy, and to comply with regulations and agreements governing data access. The techniques that have been developed for privacy-preserving data mining are examples of this consideration.

3.4 Data Science Ethics

The fourth building block of data science is ethics. In many discussions, ethics is bundled with a discussion of data privacy. The two topics certainly have a strong relationship, but they should be considered separate pillars of data science core.

Literature typically refers to “data ethics”, which is “...the branch of ethics that studies and evaluates moral problems related to data, ...algorithms, ...and corresponding practices, in order to formulate and support morally good solutions.” [16]. The definition recognizes the three dimensions of the issue – data, algorithms and practice. The *ethics of data* refers to the ethical problems posed by the collection and analysis of large datasets and on issues arising from the use of big data in diverse set of applications. The *ethics of algorithms* addresses concerns arising from the increasing complexity and autonomy of algorithms, their fairness, bias, equity, validity and reliability [20]. Finally, the *ethics of practices* addresses the questions concerning the responsibilities and liabilities of people and organizations in charge of data processes, strategies and policies. The growing research in AI ethics tackles many of these issues.

Perhaps one of the most important concepts in data science ethics is *informed consent*. Participants of data science projects should have full information about the project, its objectives and scope, and freely agree to take part. If data is collected about the participants, they should have full knowledge of what is being collected, how it will be used (including by third parties), and agree to the collection and use of this data.

One important issue in data science ethics that has received significant attention is *bias*. Oxford English Dictionary defines bias as “inclination or prejudice for or against one person or group, especially in a way considered to be unfair a concentration on or interest in one area or subject a systematic distortion of a statistical result due to a factor not allowed for in its derivation.” Bias is inherent in human activities and decision-making, and human biases are reflected in data science as *biases in data* and *biases in algorithms*.

Bias in data can be introduced through what is included in the historical data used by the algorithms, e.g., arrest records in US include more marginalized communities, primarily because they are over-policed. Bias in data may also be introduced due to under-representation, e.g., data used in face recognition systems contain 80% whites of which three-quarters are males.

Algorithmic bias can occur due to the inclusion or omission of features in the algorithm/model – in machine learning deployments this can occur during feature engineering. These features include individual attributes such as race, religion, gender. The use of proxy metrics (e.g., using standardized examination scores to predict student success) can also lead to bias.

Although considerable attention has focused on the problem of bias, data science ethics should be considered more generally consistent with the broader definition of ethics given above. In particular, some of the broader ethical considerations have overlapping concerns with data protection. Related to ethics of practice, societal norms that usually get coded in legislation is important (more on this in the next section. Consequently, while some of the ethical concerns are universal, others can be specific to a jurisdiction.

The broader ethical concerns also include the following: *ownership* considerations that address who has ownership of data; *transparency* that refers to subjects knowing the data that is collected about them, how it will be stored and processed (including informed consent by the subject); *privacy* of personal data, in particular the revealing of personal identifiable information; and *intention* regarding the plans are for the use of data, in particular for secondary use.

3.5 Social and Policy Context

As noted earlier, data science deployments are highly sensitive to the societal and policy contexts in which they are deployed. For example, what can be done with data differs in different jurisdictions. The context can be legal, establishing legal norms for data science deployments, or they can be societal in identifying what is socially acceptable. Furthermore, there are significant intersections between social science and humanities and the core issues in data science. There are four central concerns: (1) ownership, (2) representation, (3) regulation, and (4) public policy. Obviously, there is overlap between these and the data ethics concerns discussed in Section 3.4.

Ownership. Data ownership, access, and use, particularly in terms of how individual data is generated, who has access to it, who owns it, and, by extension, who profits from it, is a critical concern. At the societal and organizational level, researchers analyze how economic systems are increasingly data-dependent in terms of both operations and revenue streams, and how pressures to collect and share ever-more intimate data may conflict with users' own calls for privacy and autonomy. Data privacy from a technical perspective was discussed in Section 3.3, but it obviously has a significant legal and social dimension that requires careful study (see, e.g., [36]).

Representation. A primary concern in the development of data science technologies is ensuring diverse and equitable representation at all stages of the lifecycle. This includes the evaluation of the training, tools, and techniques used in data science, including who designs them, who has access to them, and who is represented by them. Data representativeness is tightly tied to questions of marginalization and bias that appear throughout the design, data collection, analysis, and implementation of these technologies (see, for example, [33]). Another concern is how data is increasingly used to “speak” for users – often without their knowledge – changing individuals' relationships with their local communities, corporations, and state.

Regulation and accountability. Components of ethical data science also include a commitment to transparency and explainability in terms of analyzing the inputs of data-driven decision-making, the algorithms applied, and how they lead to specific outputs and recommendations. Ensuring that the benefits and opportunities afforded by advances in data science equally benefit broader society involves accountability and regulatory practices at each stage of the data science lifecycle, and are not only centred on laws and policy interventions, such as the General Data Protection Regulation (GDPR) and the Canadian Personal Information Protection and Electronic Documents Act (PIPEDA). They must also include efforts to include values-in-design, interventions for more accessible and inclusive design, and tools for ethical thought at the levels of training, education, and ongoing daily practice.

Public policy. There is a critical and urgent need for the integration of data science in the analysis of public policy [37]. In an age where every Facebook, Twitter, and Instagram post is a data observation that can be archived and can become a part of a historical dataset that can inform public policy, governments have been left behind in their ability to collect, aggregate and analyze this data. With the necessary tools, this data could be managed and analyzed in a way that is explainable and that can be disseminated in a meaningful manner to provide key insights. In a similar vein, there is a

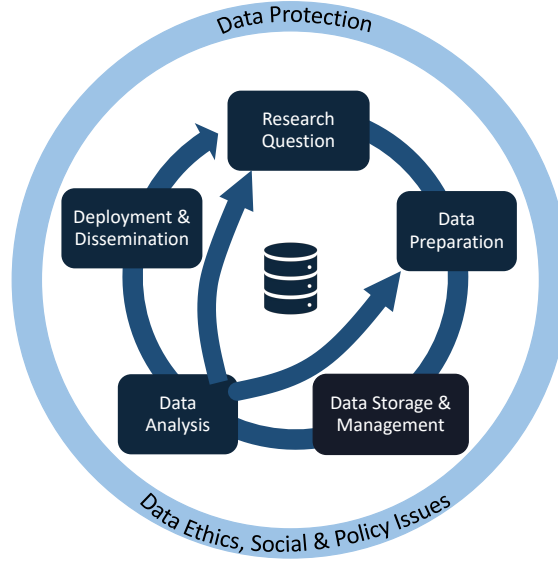


Fig. 4. Data Science Lifecycle

paradox in the large amounts of “open” data that remains unused, along with concerns of a data deficit in terms of more information that could and should be collected to inform public policy.

4 DATA SCIENCE LIFECYCLE

The definition of data science in Section 2 clearly identifies the process view of data science, namely that it consists of a number of processing stages starting from data ingest and eventually leading to improved decisions/actions and insights. That process is what is called the *data science lifecycle*. Literature refers to *data lifecycle*, focusing only on data processing. A good definition of data lifecycle is given by the U.S. National Science Foundation Working Group on the Emergence of Data Science [5], which identifies five linear stages: *acquiring* the data, *cleaning* it and getting it ready for analysis, *using* the data through analysis, *publishing* the data and the methods used to analyze the data, and *preserving/destroying* the data according to policy. Variations of this data lifecycle model emerge in various proposals, some predating the above formulation (e.g., [1, 23, 38]).

This lifecycle model and its variants give the impression that the entire process is linear and unidirectional. Real project development hardly works in a linear fashion. An alternative model that is more iterative with built-in feedback loops has been proposed in the CRISP-DM (CRoss-Industry Standard Process for Data Mining) model for data mining projects [35]. CRISP places data at the center and specifies a cyclical lifecycle that is iterative and may be repeated over the lifetime of the project. PPDAC [26] is similar to CRISP-DM for statistical analysis tasks. Microsoft Team Data Science Access Lifecycle [28] also emphasizes the iterative nature of the process.

Data science lifecycle proposed in this paper (Figure 4) derives from and is built on these. It starts with the specification of the *research question* that may come from a particular application or may be an exploratory question. A good understanding of the research question is important, since it normally drives the entire process. The next step is *data preparation*, which includes determining which datasets are needed and available, selecting the appropriate datasets from

within this larger set, ingesting the data, addressing data quality issues including data cleaning and data provenance. The third step is the proper *storage and management* of this data, including the big data management. Specifically, data needs to be integrated, decisions need to be made about the storage structures for data for efficient access, appropriate storage structures need to be decided and designed, suitable access interfaces have to be specified, and provisions need to be made for metadata management, in particular for provenance data. The prepared and suitably stored data is then open for analysis. In particular, the appropriate statistical and machine learning model(s) is/are selected/developed, feature engineering is performed to identify the most appropriate model parameters, and model validation studies are conducted to determine the suitability of the model. If the model validation is successful, the next step is *deployment and dissemination*, which involves different activities depending on the particular project and application. In some cases, the analysis and processing of data needs to be performed on a continuing basis, so deployment involves maintaining and monitoring the system over time. In other cases, deployment may involve compilation and dissemination of analysis results and their explanation. Dissemination of the analysis results, and sometimes, even the curated data is an important aspect of this phase. Open data, which is data that “anyone can freely access, use, modify, and share for any purpose (subject, at most, to requirements that preserve provenance and openness)” (<http://opendefinition.org>) is an important part of dissemination. Many governments and private institutions are adopting Open Data Principles that state that data should not only be open, but should be complete, accurate, primary, and released in a timely manner. These properties make this data of great value to data scientists, journalists, and to the public. When open data is used effectively, data scientists can explore and analyze public resources, which in turn allows them to question public policy, create new knowledge and services, and discover new (hidden) value useful for social, scientific, or business initiatives.

Problems during analysis phase may result in the process returning to either reformulating the research question (it may be underspecified or overspecified making model building infeasible) or cycling back to data preparation if the model requires other or different data that has not been prepared. As noted earlier, data science deployments are not “one-and-done”; following deployment there needs to be constant monitoring – perhaps the environment changes or the data changes, or there is a deeper understanding of the research question that results in its revision and improvement. Thus, the process cycles as a dialectic process – every time the process comes back to research question, we are at an elevated understanding of what needs to be studied. It is important to recognize that the stages in the lifecycle are not isolated; the boundaries between stages are fuzzy, and there are important and interesting issues that arise at their intersections.

There is a continuous bi-directional interaction between this lifecycle and the data protection issues. Similarly, the ethical concerns, and social norms and policy framework have an impact on each of the phases, sometimes even preventing the initiation of particular data science studies.

5 DATA SCIENCE IS INTERDISCIPLINARY

Who “owns” data science is a topic of some discussion, primarily between statisticians and computer scientists. This discussion bleeds into the question of who is a data scientists, which then leads to different educational models of data science. Given the centrality of data to both disciplines, this discussion is perhaps not surprising.

The concern among statisticians regarding the field of data science is long-standing. Given the early promotion of data analytics as an important topic by Tukey (see Section 2), there is a strong feeling among statisticians that they own (or should own) the topic. In a 2013 opinion piece, Davidian [11] laments the absence of statisticians in a multi-institution data science initiative and asks if data science is not what statisticians do. She indicates that data science is “described as a blend of computer science, mathematics, data visualization, machine learning, distributed data

management—and statistics”, almost disappointed that these disciplines are involved along with statistics. Similarly, Donoho laments the current popular interest in data science, indicating that most statisticians view the new data science programs as “cultural appropriation” [12].

There is a well-known argument put forth by Conway [10] on the nature of data science. He proposes three main areas organized as a venn diagram: hacking skills, mathematics and statistics, and substantive experience. The hacking skills he argues to be important are the ability “to manipulate text files at the command-line, understanding vectorized operations, thinking algorithmically.” The mathematics and statistics knowledge, at the level of “knowing what an ordinary least squares regression is and how to interpret it” is required to analyze data. The substantive experience is about the research problem that may come from an application domain or a specific research project. The Conway diagram, as it has come to be known, has become popular in these ownership debates by those who don’t see a central role for computer science in data science, because Conway argues that hacking skills have nothing to do with computer science: “This, however, does not require a background in computer science – in fact, many of the most impressive hackers I have met never took a single CS course.”

The computer science view espouses instead the centrality of computing. One such view has been championed by Ullman [41] who also expresses his viewpoint using a venn diagram and counters Conway since he considers “algorithms and techniques for processing large-scale data efficiently as the center of data science.” Ullman claims that the two big knowledge bases of data science are computer science and domain science (i.e., the application domain), and their intersection is where data science resides. He sees, rightly, machine learning as part of computer science. He argues, again rightly, that some of machine learning is used for data science, but there are applications of machine learning that are outside of data science. His diagram shows that there are aspects of data science that require computer science techniques that have nothing to do with machine learning – data engineering as discussed in Section 3.1 would be in that category. I suspect that some of these points may not be controversial. Where the argument is likely to be challenged is that, in his view, mathematics and statistics “do not really impact domain sciences directly” albeit their importance in computer science.

Within computer science, there is the discussion regarding the relationship of AI/ML with data science with some indicating that data science is part of AI. I addressed this in Section 1.

These discussions and the resulting controversies are not helpful or necessary; they do not move the data science agenda forward. No single community “owns” data science – it is too big, the challenges are too great, and it requires involvement from many disciplines. Creation of knowledge and use of knowledge is a fundamental human activity that spans millenia. This activity is at the core of what we can define as being our collective human culture. Attempts to splinter the core of human achievement through an attribute of ownership is, at its best, a narrow parochial view, and, at its worst, ascendancy of self-interest and greed.

Data science should be viewed as a unifying force that connects a number of fields (Figure 5), some of which are STEM and some not. I go back to my discussion in Section 1 of the stakeholders, which are diverse. The ownership arguments take place within one stakeholder group – STEM people who focus on foundational techniques and the underlying principles. Within this group, it is important to recognize and accept that there are communities with complementary and sometimes overlapping interests: computer scientists who bring expertise in computational techniques/tools that can effectively deal with scale and heterogeneity, statisticians who focus on statistical modeling for analysis, and mathematicians who have much to contribute with discrete and continuous optimization techniques and precise modeling of processes. However, this is only one stakeholder group; I have identified two others. A danger in such a unifying view is to find the right balance between inclusiveness in accepting the contributions of all these fields and

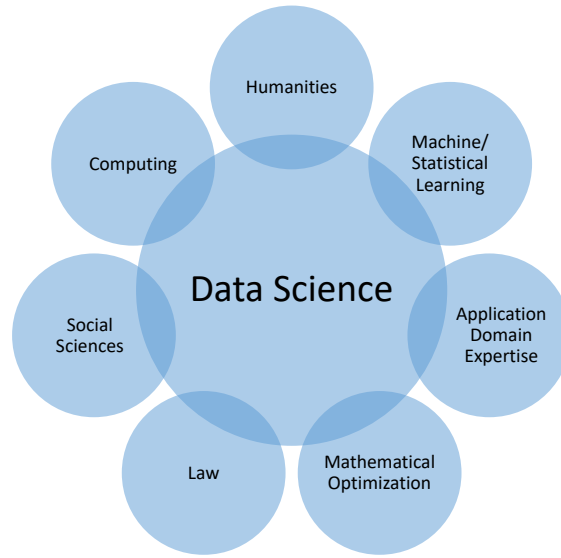


Fig. 5. Unifying View of Data Science

identifying the core of data science. I believe the arguments in earlier sections of this paper have established the core, so this danger is averted.

6 CONCLUSIONS

Despite its recent popularity, the field of data science is still in its infancy and there is much work that needs to be done to scope and position it properly. The success of early data science applications is evident: from health sciences, where social network analytics have enabled the tracking of epidemics; to financial systems, where guidance of investment decisions are based on the analysis of large volumes of data; to the customer care industry, where advances in speech recognition have led to the development of chatbots for customer service. However, these advances only hint at what is possible; the full impact of data science has yet to be realized. Significant improvements are required in fundamental aspects of data science and in the development of integrated processes that turn data into insight. In particular, current developments tend to be isolated to sub-fields of data science, and do not consider the entire scoping as discussed in this article. This siloing is significantly impeding large-scale advances. As a result, the capacity for data science applications to incorporate new foundational technologies is lagging.

The objective of this article is to lay out a systematic view of the data science field. To repeat what I said in Section 1, key messages are that: (1) it is important to clearly establish a consistent and inclusive view the entire field; (2) in order to avoid becoming a catch-all or whatever the particular circumstances allow, it is essential to define the core of the field while being inclusive; (3) it is critical to take a holistic view of activities that comprise data science; and (4) a framework needs to be established that facilitates cooperation and collaboration among a number of disciplines.

ACKNOWLEDGMENTS

An preliminary version of the ideas in this article have appeared in an opinion piece in *Q. Bull. IEEE TC on Data Eng.*, 43(3): 3–11, 2020.

My views on data science were sharpened in discussions with many colleagues as we worked on a number of data science proposals. I thank colleagues (too many to list individually) who participated in these initiatives and taught me different aspects of the issues; they will see their fingerprints in the text of this article. I would particularly like to acknowledge the many early discussions on framing the field and the relevant joint work with Raymond Ng and Nancy Reid. I thank Samer Al-Kiswani, Angela Bonifati, Khuzaima Daudjee, Maura Grossman, John Hirdes, Florian Kerschbaum, Jatin Matwani, Renée Miller, and Patrick Valduriez for feedback on the whole or parts of the paper.

I very much appreciate the feedback from the anonymous reviewers. They pointed to weaknesses in some of my arguments and challenged me to clarify others. These helped improve the paper.

REFERENCES

- [1] Divyakant Agrawal, Philip Bernstein, Elisa Bertino, Susan Davidson, Umeshwar Dayal, Michael Franklin, Johannes Gehrke, Laura Haas, Alon Halevy, Jiawei Han, H.V. Jagadish, Alexandros Labrinidis, Sam Madden, Yannis Papakonstantinou, Jignesh M. Patel, Raghu Ramakrishnan, Kenneth Ross, Cyrus Shahabi, Dan Suciu, Shiv Vaithyanathan, and Jennifer Widom. 2012. Challenges and Opportunities with Big Data. A white paper prepared for the Computing Community Consortium committee of the Computing Research Association. <https://cra.org/ccc/wp-content/uploads/sites/2/2015/05/bigdatawhitepaper.pdf>. Available from <https://cra.org/ccc/wp-content/uploads/sites/2/2015/05/bigdatawhitepaper.pdf>.
- [2] Stanley C. Ahalt. 2013. Why Data Science? <https://datascienceconsortium.org/wp-content/uploads/2016/02/WhyDataScience-StanAhalt.pdf>.
- [3] David Alvargonzález. 2011. Multidisciplinarity, Interdisciplinarity, Transdisciplinarity, and the Sciences. *Int Studies in the Philosophy of Science* 25, 4 (2011), 387–403. <https://doi.org/10.1080/02698595.2011.623366>
- [4] Patrick Bangert (Ed.). 2021. *Machine Learning and Data Science in the Power Generation Industry*. Elsevier. <https://doi.org/10.1016/C2019-0-00440-2>
- [5] Francine Berman, Rob Rutenbar, Brent Hailpern, Henrik Christensen, Susan Davidson, Deborah Estrin, Michael Franklin, Margaret Martonosi, Padma Raghavan, Victoria Stodden, and Alexander S. Szalay. 2018. Realizing the Potential of Data Science. *Commun. ACM* 61, 4 (2018), 67–72. <https://doi.org/10.1145/3188721>
- [6] Elisa Bertino and Elena Ferrari. 2018. Big Data Security and Privacy. In *A Comprehensive Guide Through the Italian Database Research Over the Last 25 Years*, Sergio Flesca, Sergio Greco, Elio Masciari, and Domenico Saccà (Eds.). Springer International Publishing, Cham, 425–439. https://doi.org/10.1007/978-3-319-61893-7_25
- [7] Venkamaraju Chakravaram, Vidya Sagar Rao G., Jangirala Srinivas, and Sunitha Ratnakaram. 2019. The Role of Big Data, Data Science and Data Analytics in Financial Engineering. In *Proc. 2019 Int. Conf. on Big Data Eng.* (Hong Kong, Hong Kong). Association for Computing Machinery, New York, NY, USA, 44–50. <https://doi.org/10.1145/3341620.3341630>
- [8] Bernard C.K. Choi and Anita W.P. Pak. 2009. Multidisciplinarity, interdisciplinarity and transdisciplinarity in health research, services, education and policy: 1. Definitions, objectives, and evidence of effectiveness. *Clinical and Investigative Medicine* 29, 6 (2009), 351–364.
- [9] Sergio Consoli, Diego Reforgiato Recupero, and Milan Petković (Eds.). 2019. *Data Science for Healthcare*. Springer, Cham, Switzerland. <https://doi.org/10.1007/978-3-030-05249-2>
- [10] Drew Conway. 2015. The Data Science Venn Diagram. <http://drewconway.com/zia/2013/3/26/the-data-science-venn-diagram>.
- [11] Marie Davidian. 2013. Aren't We Data Science? *Magazine of American Statistical Association* (2013). <https://magazine.amstat.org/blog/2013/07/01/datascience/>
- [12] David Donoho. 2017. 50 Years of Data Science. *J. Computational and Graphical Statistics* 26, 4 (2017), 745–766. <https://doi.org/10.1080/10618600.2017.1384734> arXiv:<https://doi.org/10.1080/10618600.2017.1384734>
- [13] Jennifer Dunn and Prasanna Balaprakash (Eds.). 2021. *Data Science Applied to Sustainability Analysis*. Elsevier. <https://doi.org/10.1016/C2018-0-02415-9>
- [14] Economist. 2017. *Cover Story*. Retrieved May 16, 2022 from <https://www.economist.com/weeklyedition/2017-05-06>
- [15] Usama Fayyad, Gregory Piatetsky-Shapiro, and Padhraic Smyth. 1996. From Data Mining to Knowledge Discovery in Databases. *AI Magazine* 17, 3 (Mar. 1996), 37–54. <https://doi.org/10.1609/aimag.v17i3.1230>
- [16] Luciano Floridi and Mariarosaria Taddeo. 2016. What is data ethics? *Philosophical Trans. of the Royal Society A: Mathematical, Physical and Engineering Sciences* 374, 2083 (2016), 20160360. <https://doi.org/10.1098/rsta.2016.0360> arXiv:<https://royalsocietypublishing.org/doi/pdf/10.1098/rsta.2016.0360>
- [17] World Economic Forum. 2020. *A New Paradigm for Business of Data*. Briefing Paper. World Economic Forum. https://www3.weforum.org/docs/WEF_New_Paradigm_for_Business_of_Data_Report_2020.pdf
- [18] Lise Getoor, David Culler, Eric de Sturler, David Ebert, Mike Franklin, and H. V. Jagadish. 2016. Computing Research and the Emerging Field of Data Science. <https://cra.org/wp-content/uploads/2016/10/Computing-Research-and-the-Emerging-Field-of-Data-Science-1.pdf>.
- [19] I.H. Gould (Ed.). 1971. *IFIP Guide to Concepts and Terms in Data Processing*. Number v. 1. North-Holland Publishing Company. <https://books.google.ca/books?id=S9C7AAAAIAAJ>
- [20] Paul W. Grimm, Maura R. Grossman, and Gordin V. Cormack. 2021. Artificial Intelligence as Evidence. *Nw. J. Tech. & Intell. Prop.* 9, 1 (2021), Article 2. <https://scholarlycommons.law.northwestern.edu/njtip/vol19/iss1/2>
- [21] Tony Hey, Stewart Tansley, and Kristin Tolle. 2009. *The Fourth Paradigm: Data-Intensive Scientific Discovery*. Microsoft Research, Seattle, Washington. <https://www.microsoft.com/en-us/research/publication/fourth-paradigm-data-intensive-scientific-discovery/>
- [22] Ihab F. Ilyas and Xu Chu. 2019. *Data Cleaning*. Association for Computing Machinery, New York, NY, USA. <https://doi.org/10.1145/3310205>
- [23] H.V. Jagadish. 2015. Big Data and Science: Myths and Reality. *Big Data Research* 2, 2 (2015), 49–52. <https://doi.org/10.1016/j.bdr.2015.01.005>
- [24] George Johnson. 2001. The World: In Silica Fertilization; All Science Is Computer Science. *New York Times* (25 March 2001). <https://www.nytimes.com/2001/03/25/weekinreview/the-world-in-silica-fertilization-all-science-is-computer-science.html>
- [25] John D. Kelleher and Brendan Tierney. 2018. *Data Science*. MIT Press, Cambridge, Mass.
- [26] R. Jock MacKay and R. Wayne Oldford. 2000. Scientific Method, Statistical Method and the Speed of Light. *Statistical Sci.* 15, 3 (2000), 254 – 278. <https://doi.org/10.1214/ss/1009212817>
- [27] Thomas Maydon. 2017. The 4 Types of Data Analytics. <https://www.kdnuggets.com/2017/07/4-types-data-analytics.html>.
- [28] Microsoft. 2022. *The Team Data Science Process Lifecycle*. Retrieved November 28, 2022 from <https://learn.microsoft.com/en-us/azure/architecture/data-science-process/lifecycle>

- [29] Ian Milligan. 2019. *History in the Age of Abundance? How the Web is Transforming Historical Research*. McGill University Press, Montreal.
- [30] José Moura and Carlos Serrão. 2019. Security and Privacy Issues of Big Data. In *Cloud Security: Concepts, Methodologies, Tools, and Applications*. IGI Global, 1598–1630. <https://doi.org/10.4018/978-1-5225-8176-5.ch080>
- [31] P. Naur. 1974. *Concise Survey of Computer Methods*. Petrocelli Books. <http://www.naur.com/Conc.Surv.html>
- [32] M. Tamer Özsu and Patrick Valduriez. 2020. *Principles of Distributed Database Systems* (4th ed.). Springer.
- [33] Rashida Richardson, Jason M. Schultz, and Kate Crawford. 2019. Dirty Data, Bad Predictions: How Civil Rights Violations Impact Police Data, Predictive Policing Systems, and Justice. *New York University Law Review Online* 95, 15 (2019), 15–55. <https://www.nyulawreview.org/online-features/dirty-data-bad-predictions-how-civil-rights-violations-impact-police-data-predictive-policing-systems-and-justice/>
- [34] Iqbal H. Sarker. 2022. Smart City Data Science: Towards data-driven smart cities with open research issues. *Internet of Things* 19 (2022), 100528. <https://doi.org/10.1016/j.iot.2022.100528>
- [35] Colin Shearer. 2000. The CRSIP-DM Model: The New Blueprint for Data Mining. *J. Data Warehousing* 5 (2000), 13–22.
- [36] Daniel J. Solove. 2006. A Taxonomy of Privacy. *University of Pennsylvania Law Review* 154, 3 (2006), 477–560.
- [37] Ken Steif. 2021. *Public Policy Analytics: Code and Context for Data Science in Government*. CRC Press, Boca Raton, USA. <https://doi.org/10.1201/9781003054658>
- [38] Victoria Stodden. 2020. The Data Science Life Cycle: A Disciplined Approach to Advancing Data Science as a Science. *Commun. ACM* 63, 7 (2020), 58–66. <https://doi.org/10.1145/3360646>
- [39] P. Supriya, Balakrishnan Marudamuthu, Sudhir Kumar Soam, and Cherukumalli Srinivasa Rao. 2021. Trends and Application of Data Science in Bioinformatics. In *Trends of Data Science and Applications: Theory and Practices*, Siddharth Swarup Rautaray, Phani Pemmaraju, and Hrushikesh Mohanty (Eds.). Springer Singapore, Singapore, 227–244. https://doi.org/10.1007/978-981-33-6815-6_12
- [40] John W. Tukey. 1962. The Future of Data Analytics. *The Annals of Mathematical Statistics* 33 (1962), 1–67.
- [41] Jeffrey D. Ullman. 2020. The Battle for Data Science. *IEEE Data Eng. Bull.* 43, 2 (2020), 8–14. <http://sites.computer.org/debull/A20june/p8.pdf>