

M³FAS: An Accurate and Robust MultiModal Mobile Face Anti-Spoofing System

Chenqi Kong, Kexin Zheng, Yibing Liu, Shiqi Wang, *Senior Member, IEEE*,
Anderson Rocha, *Senior Member, IEEE*, and Haoliang Li, *Member, IEEE*

Abstract—Face presentation attacks (FPA), also known as face spoofing, have brought increasing concerns to the public through various malicious applications, such as financial fraud and privacy leakage. Therefore, safeguarding face recognition systems against FPA is of utmost importance. Although existing learning-based face anti-spoofing (FAS) models can achieve outstanding detection performance, they lack generalization capability and suffer significant performance drops in unforeseen environments. Many methodologies seek to use auxiliary modality data (*e.g.*, depth and infrared maps) during the presentation attack detection (PAD) to address this limitation. However, these methods can be limited since (1) they require specific sensors such as depth and infrared cameras for data capture, which are rarely available on commodity mobile devices, and (2) they cannot work properly in practical scenarios when either modality is missing or of poor quality. In this paper, we devise an accurate and robust **MultiModal Mobile Face Anti-Spoofing** system named **M³FAS** to overcome the issues above. The innovation of this work mainly lies in the following aspects: (1) To achieve robust PAD, our system combines visual and auditory modalities using three pervasively available sensors: camera, speaker, and microphone; (2) We design a novel two-branch neural network with three hierarchical feature aggregation modules to perform cross-modal feature fusion; (3). We propose a multi-head training strategy. The model outputs three predictions from the vision, acoustic, and fusion heads, enabling a more flexible PAD. Extensive experiments have demonstrated the accuracy, robustness, and flexibility of M³FAS under various challenging experimental settings.

Index Terms—Mobile Sensing, Face Anti-Spoofing, Multimodal Network.

1 INTRODUCTION

AUTOMATIC face recognition (AFR) systems have been prevalently deployed on mobile devices and play a vital role around the globe. It is reported that the market of AFR will reach USD 3.35B by 2024 [1]. Despite AFR's extraordinary success, face presentation attacks (FPA), also known as face spoofing, have recently posed high-security risks over impersonation, financial fraud, and privacy leakage. 2D FPA, comprising photo print and video replay attacks, is the most detrimental and notorious attack type due to its low costs [2]. Malicious attackers can easily launch it by accessing the target person's face images/videos on social media and presenting them to the target AFR systems. The abuse of 2D FPA will certainly lead to trust destruction and tangible concerns in the long run. Therefore, safeguarding AFR systems from 2D FPA and suppressing the pressing security concerns is of utmost importance.

The past decade has witnessed important progress in presentation attack detection (PAD) methodologies, which can generally be classified into two categories: traditional handcrafted and deep learning-based methods. On the one hand, the former aims at extracting handcrafted features

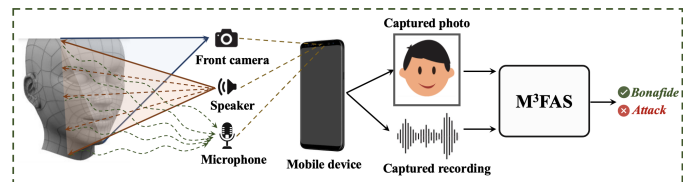


Fig. 1. Illustration of M³FAS system. The mobile device employs the front camera to capture the input RGB face photo. Meanwhile, the top speaker emits a customized acoustic signal, and the microphone collects the reflected signal modulated by the live/spoof face. The captured face picture and acoustic recording are sequentially fed forward to M³FAS for final decision-making.

from RGB face images, such as LBP [3], [4], HoG [5], IDA [6], LPQ [7], SIFT [2], SURF [7], among others. Although computationally efficient, they tend to suffer from limited PAD accuracy. On the other hand, many learning-based PAD models have been proposed in the era of artificial intelligence. These data-driven methods can achieve outstanding face liveness detection performance while lacking generalization capability to the data captured from unseen environments. To bridge such domain gaps, recent methods [8], [9], [10], [11], [12], [13] propose to perform PAD by simultaneously using RGB images and auxiliary modality data (*e.g.*, depth maps, infrared maps). These auxiliary modalities contain rich inherent spoof cues, thus can effectively mitigate the overfitting problem and improve the robustness. Nonetheless, existing multimodal FAS methodologies still pose two drawbacks: (1) they require specific sensors (*e.g.*, depth camera, infrared camera) for auxiliary modality data ac-

- C. Kong, K. Zheng, Y. Liu, and S. Wang are with the Department of Computer Science, City University of Hong Kong, Hong Kong, China. E-mail: (cqkong2-c@my.cityu.edu.hk; kexinzhengn@gmail.com; lyibing112@gmail.com; shiqiwang@cityu.edu.hk)
- H. Li is with the Department of Electrical and Engineering, City University of Hong Kong, Hong Kong, China. H. Li is the corresponding author. E-mail: haoliang.li@cityu.edu.hk
- A. Rocha is with the Artificial Intelligence Lab. (Recod.ai) at the University of Campinas, Campinas 13084-851, Brazil. E-mail: anderson.rocha@ic.unicamp.br

quisition, which are rarely available on commercial-off-the-shelf (COTS) devices, especially on mobile devices; (2) they may not work properly when one modality is missing or of poor quality in some practical scenarios, such as hardware failure and poor environmental conditions.

In this paper, we devise an accurate and robust multimodal mobile face anti-spoofing system, referred to as M^3FAS , to address the issues above properly. M^3FAS assembles RGB data and acoustic signals and designs three hierarchical feature aggregation modules to perform secure and robust PAD. We leverage three binary cross-entropy losses to jointly supervise the training of the whole framework. During the training phase, M^3FAS generates predictions from three separate heads: the RGB head, the acoustic head, and the fusion head. This enables the system to adapt flexibly in the inference stage, even in diverse and demanding practical environments, where one of the modalities could be missing or of poor quality. Fig. 1 depicts the proposed multimodal PAD progress. First, the front camera captures the face picture. Meanwhile, the top speaker emits a custom-tailored high-frequency signal to visit the input face, and the top microphone will record the reflected acoustic signal. Then, the M^3FAS system jointly combines visual and acoustic features of the input query to perform PAD. In this vein, the properties of our system are summarized as follows:

- **Dependable:** Prior art have shown that acoustic signal is reliable in extracting representative dynamic or static biometric patterns. It has been demonstrated effective in diverse biometric applications, such as finger tracking [14], gesture recognition [15], [16], [17], and face authentication [18], [19]. Encouraged by the demonstrated success, this work combines visual and auditory modalities, which are dependable for spoof feature extraction.
- **Applicable:** The ubiquitous availability of a front camera, speaker, and microphone on COTS mobile devices enables the easy deployment of M^3FAS in real-world applications. Besides, the model equipped with auditory modality is more computationally-efficient than other auxiliary modalities (*e.g.*, depth map) due to its one-dimension scale nature, thus contributing to fast response in practical applications.
- **Robust:** RGB-based FAS model is fragile against attacks launched in unseen environments. The captured acoustic signal reflects much geometric facial information of the query, which has been largely ignored in the RGB modality. As such, M^3FAS complementarily combines visual texture features and acoustic geometric facial features, thereby achieving a more robust PAD performance.
- **Flexible:** As illustrated in Fig. 4, three separate heads are designed to output three predictions in the training phase. Thus, M^3FAS can flexibly perform PAD even if one modality is missing in some extreme scenarios.

We first employ four smartphones to collect a large-scale multimodal face spoofing database from 30 participants with diverse variables. Then, grounded on the database, we conduct extensive experiments under both intra- and cross-domain settings to verify the effectiveness and robustness of

the proposed M^3FAS system. Compared with our previous work [20], the main novelties and differences of this work are summarized as follows: (1) The dataset in this work includes both visual and auditory modalities with more variables; (2) We design novel hierarchical cross-attention modules to perform smart cross-modal feature learning; (3) We propose a multi-head training strategy that effectively boosts the final detection performance and leads to a more flexible PAD.

The main contributions of this work are:

- We introduce a large-scale high-diversity multimodal FAS database (Echoface-Spoof) using four smartphones, which is significantly extended from our previous work [20] by incorporating different modalities and more environmental variables. It includes around 250,000 face image and acoustic signal data pairs with diverse variables over capture device, distance, ambient noise, pitch, and image distortion.
- We present a novel multimodal FAS framework that complementarily harnesses acoustic and visual features via hierarchical cross-attention modules. We designed three separate heads for the vision, acoustic, and combined channels to conduct binary classifications in the training stage, thereby enabling a flexible FAS in the inference phase. The proposed joint training can effectively boost detection performance compared with the different training strategies.
- The system can achieve accurate and robust PAD performance under intra- and cross-domain settings. Extensive experimental results have demonstrated the accuracy, robustness, and flexibility of our M^3FAS system.

Section 2 reviews related work on FAS and acoustic-based biometric applications. Section 3 presents the signal configuration and dataset acquisition process. Section 4 details the proposed M^3FAS system. Section 5 reports comprehensive evaluation results under diverse experimental settings. Finally, Section 6 concludes this paper and discusses current limitations and possible future research directions.

2 RELATED WORK

In this section, we broadly review existing works on presentation attack detection (PAD), including handcrafted, learning-based, multi-modality PAD methodologies, as well as PAD systems and their applications.

2.1 Handcrafted PAD methodologies

Presentation attack detection methodologies can be classified into two categories: handcrafted and learning-based. Generally speaking, the print, replay, and recapture process will inevitably introduce certain image distortions, such as moire pattern, printed noise, and color mismatch [21]. In this vein, traditional handcrafted methods exploit a wide variety of handcrafted feature extractors (*e.g.*, LBP [3], [4], LPQ [7], HoG [5], SIFT [2], SURF [7], IDA [6], and DoG [22]) to expose the inherent artifacts of face spoofing. For instance, LBP [3], [4] is a local texture descriptor that captures texture artifacts from RGB images to discriminate the bonafide from attacks. SIFT [2] has been widely

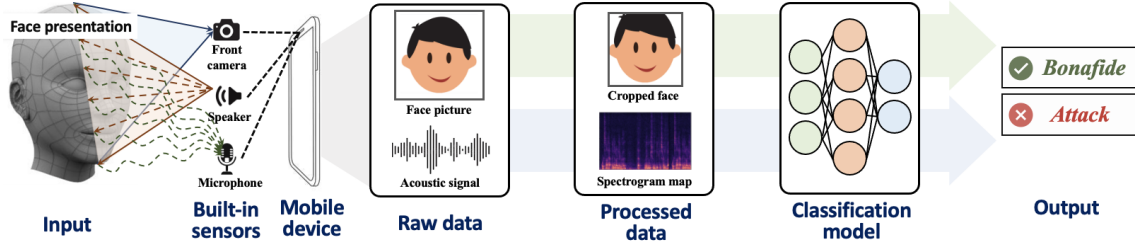


Fig. 2. Pipeline of M³FAS system. The mobile device employs built-in sensors to capture the input data pair: one face picture and one raw acoustic signal segment. Then, the input data pair is subsequently preprocessed by face and signal extraction algorithms, yielding the cropped face and spectrogram map. Finally, the classification model will output the final decision.

taken as image representations in various vision tasks. Thanks to its robustness against image rotation, scale, and translation, [2] demonstrated that SIFT was also effective in face liveness detection. DoG [22] and HoG [5] filters are edge and gradient-based descriptors that highlight the high-frequency information in images, hence empowering the PAD performance. *Typically, handcrafted models are computation-effective but suffer from low detection accuracy and limited generalization capability.*

2.2 Learning-based PAD methodologies

Thanks to the advent of artificial intelligence and deep learning, past decades have witnessed substantial efforts in developing learning-based PAD models. For the first time, Yang *et al.* [23] employed the convolutional neural network (CNN) to conduct PAD and achieved good detection accuracy. Lucena *et al.* demonstrated that VGG16 [24] pretrained on ImageNet [25] could effectively save the training time and computational resources on the task of face liveness detection. For video replay attack detection, long short-term memory (LSTM) [26], [27] and recurrent neural network (RNN) [28] architectures have been incorporated to capture the artifacts in terms of temporal inconsistency. Follow-up works such as [29] designed a spatiotemporal face anti-spoofing network to smartly fuse spatial and temporal spoofing cues, achieving an accurate PAD performance. Powered by powerful deep learning tools, learning-based methodologies have been increasingly accurate on PAD. *Nonetheless, these data-driven methods are prone to overfitting the training data, resulting in limited generalization capability to unforeseen domains.*

2.3 Multi-modality PAD methodologies

Binary supervision can cause severe overfitting problems. For robustness, recent methods proposed to conduct presentation attack detection via multi-modality fusion, which captures informative spoofing cues from different modalities and fuses them in a complementary fashion. Depth maps reflect much 3D geometric facial information. Thus they have been widely used in 2D PAD and achieved better robustness [8], [10], [13], [30], [31], [32], [33], [34], [35], [36], [37]. Remote photoplethysmography (rPPG) signals can effectively expose heart rhythm patterns and accurately discriminate bonafide from attacks [31], [38], [39], [40], [41]. Besides, researchers [8], [12], [13], [36], [37], [42], [43], [44] recently demonstrated that near-infrared (NIR) information exposed more inherent spoofing clues since it measures the heat radiation amount of a live face. Some works also

seek to use binary masks [9], [45], [46], [47], [48], [49] and auxiliary geometric information [50], [51], [52] to boost the generalization capability. *However, most of these methods require extra hardware that is rarely available on mobile devices, causing difficulties when deployed.*

2.4 PAD systems and mobile applications

The availability of various sensors built into COTS mobile devices enables multimodal presentation attack detection in practical scenarios. In the past five years, many mobile-oriented presentation attack detection systems have been devised, among which FaceHeart [53] simultaneously takes a face video with the front camera and a fingertip video with the rear camera. Then, it compares the rPPG similarity between these two videos to conduct the decision-making. Apple's highly touted FaceID [54] has demonstrated extraordinary accuracy for both face authentication and face presentation attack detection. However, it requires expensive infrared dot projectors and dedicated cameras and does not align well with the smartphone industry's desire to maximize screen space. To solve this, FaceRevelio [55] uses the screen to illuminate the face from different directions and captures the face pictures with a front camera. Face liveness detection can be subsequently achieved by reconstructing the 3D face structure. Face Flashing [56] detected the face liveness by randomly flashing well-designed pictures on a screen and analyzing the reflected light. However, it requires the user's expressions. On the other hand, recent success on acoustic signal has exploded into a plethora of practical PAD applications [19], [20], [57], [58]. EchoPrint [19], for the first time, combined visual and acoustic signals to conduct face authentication while leaving face liveness detection as a pressing issue. Follow-up works, including EchoFace [58], RFace [18], and EchoFAS [20], mainly focus on the acoustic-based PAD. *However, the multi-modality PAD has been largely understudied.*

In this paper, we devise a face anti-spoofing system M³FAS, incorporating visual and acoustic spoofing features to conduct a more secure, robust, and flexible PAD.

3 SIGNAL CONFIGURATION AND DATASET ACQUISITION

3.1 Signal configuration

As Fig. 3(a) shows, the designed acoustic signal includes nine chirps with three different frequency sweep ranges (12-17 kHz, 14-19 kHz, and 16-21 kHz), thereby covering the frequency range from 12 to 21 kHz. The signal chirp

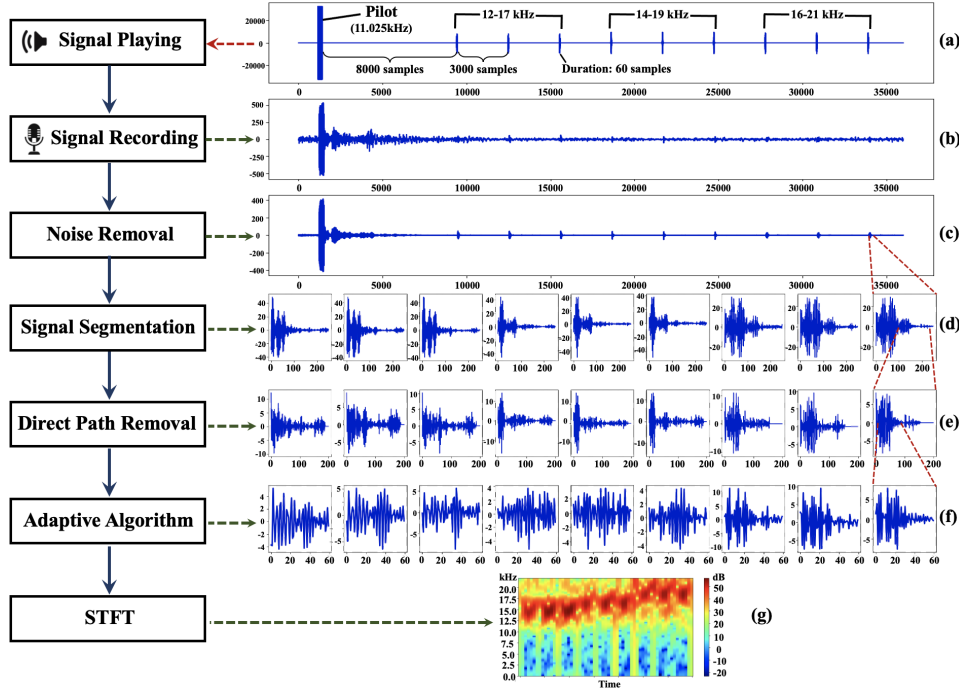


Fig. 3. Acoustic signal processing pipeline. The X and Y axes of sub-figure (a)-(f) indicate the sample point and amplitude. (a). The customized acoustic signal; (b). Recorded signal; (c). Signal after ambient noise removal; (d). Extracted nine chirps; (e). Chirps after direct path removal; (f). Extracted face region signals; (g). Spectrogram obtained by Short Time Fourier Transform (STFT).

at each group covers the corresponding frequency range in a linearly-increasing manner and repeats three times in the final emitted signal. This signal configuration comprises three benefits: high-quality anti-spoofing, high-level robustness, and minimum annoyance. Prior art [20], [59] have demonstrated that high-frequency (HF) acoustic signals can capture rich and discriminative biometric patterns. Given that the surface geometric information of bonafide and 2D FPA should be distinctive in this work, we believe that the employed acoustic signal can achieve high-quality anti-spoofing. Besides, the acoustic signal is robust against ambient noise, which is usually < 8 kHz. As the frequency of our signal ranges from 12 to 21 kHz, we can use a high-pass filter to eliminate the ambient noise's impacts.

Considering that good user experience in applications is vital, we propose minimizing the annoyance caused by the emitted acoustic signal. Although our signal frequency is high, the frequency range partially overlaps the audible frequency range of human beings (upper bound: 15-17 kHz on average [59]). Therefore, we increase the signal's peak-to-side ratio with a Hamming window [60] and control the play volume of the device to realize annoyance minimization and ensure good user experiences. As a result, the acoustic signal can achieve promising performance in high-accuracy FAS, robustness, and good user experience.

3.2 Dataset acquisition

Before data acquisition, we obtained the approval of the human ethics application from the Human and Artefacts Ethics Sub-Committee (Ref. no.: 1-2021-41-F). To facilitate developing an accurate and robust PAD system on mobile devices, we first build a large-scale two-modality database

from 30 participants, henceforth referred to as **Echoface-Spoof**. During the data acquisition, the smartphone is held in front of the participant's face to ensure the quality of collected face pictures and acoustic signals. Other mobile devices can also be deployed without loss of generality. To accommodate the complex environments in practical scenarios and generalize to different mobile devices, we apply four commodity smartphones (Samsung s9, Samsung s21, Samsung edge note, and Xiaomi Redmi7) to collect acoustic and RGB data at different distances (25cm, 35cm, and 45cm), ambient noise levels (40dB, 60dB, and 70dB), and head poses for each participant.

Hardware degradation and intrinsic noise are inevitable in real-world applications. They can easily introduce quality distortions in captured pictures. In this vein, Echoface-Spoof incorporates a wide variety of common image distortion types, such as Gaussian blur, image color quantization with dither, JPEG compression, JPEG2000 compression, pink noise, and white noise. All variables above can affect the data quality of different modalities to some extent, which has been summarized in Table 1.

We list existing 2D face spoofing databases in Table 2. Compared with previous datasets, Echoface-Spoof, for the first time, incorporates visual and auditory modalities for FAS. Furthermore, Echoface-Spoof uses different spoof mediums and devices with different resolutions during the data acquisition process to be more diverse. The proposed face spoofing database can shed light on the design of useful FAS systems and contribute to the progress in the community.

TABLE 1
Impacts of different data collection variables.

Variable	Vision	Acoustic
Device	✓	✓
Distance	✓	✓
Head pose	✓	✓
Ambient noise	-	✓
Image distortion	✓	-

4 METHODOLOGY

After data acquisition, we first design a signal processing pipeline for acoustic fingerprint extraction. Then, we design a two-modality multi-scale neural network for accurate and flexible PAD.

4.1 Overview of M³FAS system

Fig. 2 depicts the pipeline of the M³FAS system. The mobile device uses three built-in sensors to capture the raw data of presented bonafide/attack faces. The front camera captures the RGB visual picture. Meanwhile, the speaker emits a customized high-frequency signal, and the microphone collects the reflected acoustic signal. The captured raw data is subsequently sent to the data preprocessing module. For visual inputs, we use the face detector [71] to crop the center face regions for accurate PAD. We further extract the acoustic fingerprint and convert it to the spectrogram map. Finally, the designed classification model conducts the decision-making.

4.2 Signal processing

Fig. 3 illustrates the acoustic signal processing pipeline of the M³FAS system. The customized signal incorporates a pilot (11.025 kHz) and nine chirps with three frequency groups (12-17 kHz, 14-19 kHz, and 16-21 kHz). However, due to the inevitable ambient noise and hardware imperfections, the recorded signal is noisy, and the signal-noise ratio (SNR) is poor, as shown in Fig. 3(b). As such, we apply a high-pass filter to filter out the noise under 10 kHz, thereby eliminating the impact of ambient noise (<8 kHz) meanwhile keeping the pilot (11.025 kHz) and chirps (12-21 kHz).

After noise removal, we first locate the pilot of the signal in Fig. 3(c) by applying cross-correlation and locating the sample index of the highest peak. Then, given the pilot location, the interval between the pilot and the first chirp (8000 samples), as well as the interval between two adjacent chirps (3000 samples), we can readily locate the nine chirps in (c). We segment nine clips according to the obtained chirp locations, illustrated in Fig. 3(d).

Each clip contains three components: direct path, target face echo, and background echo. Direct path denotes the signal directly transmitted from the speaker to the microphone, which should have the greatest energy and arrive at the microphone earliest among the three components. The target face echo and background echo are the signals “reflected” by faces/spoof mediums and background objects (e.g., walls), respectively. According to the travel distance, the face echo should have higher amplitudes and arrive at

the microphone earlier than the background echo. In this vein, we can extract the target face echo from each clip since the three components are separable along the time dimension (i.e., sample dimension).

The direct path has the greatest energy and should be in the same shape as the emitted chirp. So we cross-correlate the original chirp with the corresponding clip and locate the most prominent peak (i.e., the location of the direct path). We discard the direct path and send the processed clips in Fig. 3(e) to the adaptive algorithm. In this algorithm, we iteratively pass 60 samples in each clip to the original chirp to conduct cross-correlation, thereby can obtain nine face echo positions in one iteration. Ideally, face echo locations in the nine clips should be the same. Based on this theory, we pick the mean value of the nine positions with minimum standard deviation during the whole iteration process. Then, the mean value is taken as the face echo position of all nine clips. Once the face echo position is located, we extract 60 samples from each clip in (e) as the face echo. Finally, we concatenate the nine-face echoes along the time dimension and convert it to a spectrogram by adopting Short Time Fourier Transform (STFT).

4.3 Classification model

4.3.1 Two-modality multi-scale FAS framework

We devise a two-modality multi-scale FAS framework for better interacting the visual and acoustic features and smartly aggregating the fused features from low, mid, and high levels. As Fig. 4 depicts, the model takes face and spectrogram data pair as input and feeds them forward to the vision and acoustic branch. Each branch consists of three blocks, yielding three feature maps at different levels. However, multi-modality optimization is a challenging problem since different modality tends to fit the data at different rates [72]. To mitigate this issue, we further design three hierarchical cross-attention modules (HCAM), equipping with cross-modality attention to better interact and align RGB and acoustic features.

In turn, HCAM takes advantage of multi-scale learning, aggregating hierarchical feature representations from low, mid, and high levels, thereby boosting PAD performance. Besides, three classification heads are placed at the top of the three branches. In the training phase, we adopt the joint training strategy. Three binary cross-entropy (BCE) losses are combined to train the whole model. The adopted joint training strategy comprises two merits: (1). It enables more flexible PAD in the inference stage; (2). It effectively mitigates the overfitting problem and boosts the PAD performance for a single branch, compared with the separate training. The objective function is given as follows:

$$L_{total} = L_f + \alpha(L_v + L_a), \quad (1)$$

where L_f , L_v , and L_a are BCE loss functions for fusion, vision, and acoustic branches. α weighs different loss components.

4.3.2 Hierarchical cross-attention module (HCAM)

In this section, we dedicate the details of HCAM. Fig. 5 (a) takes HCAM₂ as the showcase. f_{v2} and f_{a2} are features extracted from Block 2 of the vision and acoustic branch.

TABLE 2
Summary of 2D presentation attack databases

Database	Release year	Modalities	#Images or Videos (Live, spoof)	Spoof medium	Acquisition device
ZJU EyeBlink [61]	2007	RGB	(80 , 100)	High-quality photo	Webcam (320×240)
NUAA [22]	2010	RGB	(5105 , 7509)	A4 paper	Webcam (640×480)
IDIAP Print Attack [62]	2011	RGB	(200 , 200)	A4 paper	MacBook Webcam (320×240)
CASIA FASD [63]	2012	RGB	(200 , 450)	iPad 1 (1024×768) Printed photo	Sony NEX-5 (1280×720) USB camera (640×480) Webcam (640×480)
IDIAP Replay Attack [64]	2012	RGB	(200 , 1000)	iPad 1 (1024×768) iPhone 3GS (480×320)	MacBook Webcam (320×240) Cannon PowerShot SX 150 IS (1280×720)
MSU-MFSD [6]	2015	RGB	(110 , 330)	iPad Air (2048×1536) iPhone 5s (1136×640) A3 paper	Nexus 5 (720×480) MacBook (640×480) Canon 550D (1920×1088) iPhone 5s (1920×1080)
MSU-RAFS [65]	2015	RGB	(55 , 110)	MacBook (1280×800)	Nexus 5 (1920×1080) iPhone 6 (1920×1080)
IDIAP Multi-spectral-Spoof [66]	2016	RGB, Near-Infrared	(1689 , 3024)	A4 paper	u-Eye camera (1280×1024)
MSU-USSA [2]	2016	RGB	(1140 , 9120)	MacBook (2880×1800) Nexus 5 (1920×1080) Tablet (1920×1200) 11×8.5 in. paper A3 paper	Nexus 5 (3264×2448) Cameras used to capture celebrity photos
OULU-NPU [67]	2017	RGB	(1980 , 3960)	Dell UltraSharp 1905FP Display (1280×1024) MacBook 2015 (2560×1600)	Samsung Galaxy S6 edge HTC Desire EYE, OPPO N3 MEIZU X5, ASUS Zenfore Selfie Sony XPERIA C5 Ultra Dual
SiW (Spoofing in the Wild) [31]	2018	RGB	(1320 , 3300)	Samsung Galaxy S8 iPhone 7, iPad Pro PC (Asus MB168B) screen	Canon EOS T6 Logitech C920 webcam
ROSE-YOUTU [68]	2018	RGB	4225	A4 paper Lenovo LCD (4096×2160) Mac screen (2560×1600)	Hasee smartphone (640×480) Huawei Smartphone (640×480) iPad 4 (640×480) iPhone 5s (1280×720) ZTE smartphone (1280×720)
CUHK MMLab CelebA-Spoof [69]	2020	RGB	625,537	A4 paper Face mask, PC	10 sensors
Ambient-Flash [70]	2021	RGB, additional light flashing	(7503 , 7503)	Printed paper Digital screen	Logitech C920 HD webcam LenovoT430u laptop webcam (640×480), MotoG4
Echoface-Spoof (Ours)	2023	RGB, Acoustic	(82,715 , 166,637)	A4 paper iPad Pro (2388×1668) iPad Air 3 (2224×1668)	Samsung Edge Note (2560×1440) Samsung Galaxy S9 (3264×2448) Samsung Galaxy S21(4216×2371) Xiaomi Redmi7 (3264×2448)

The features first go through one convolutional layer and one max-pooling layer, yielding z_{v2} and z_{a2} . Inspired by the recent success of the attention mechanism in natural language processing and computer vision, we exploit two cross-modality attention (CMA) modules to align the features of the two modalities better. We illustrate the architecture details of CMA in Fig. 5 (b). Cross-modality attention (CMA) can be formulated as follows:

$$z_{a_att} = z_a + \gamma \text{softmax}\left(\frac{z_a W_Q (z_v W_K)^T}{\sqrt{d}}\right) (z_v W_V), \quad (2)$$

$$z_{v_att} = z_v + \gamma \text{softmax}\left(\frac{z_v W_Q (z_a W_K)^T}{\sqrt{d}}\right) (z_a W_V), \quad (3)$$

where W_Q , W_K , and W_V are learnable parameters of linear projection layers. We set a learnable coefficient γ to weigh the learned attention component smartly.

Then, we concatenate the attended features as well as the feature f_{c1} from **HCAM**₁ along the channel dimension, and the produced feature f_{c2} is subsequently forwarded to **HCAM**₃. In summary, the design philosophy of **HCAM** promises two merits: (1). It takes advantage of multi-scale

learning, aggregating hierarchical feature representations from low, mid, and high levels, thereby boosting the final PAD performance; (2). It better aligns RGB and acoustic features, thus effectively mitigating the overfitting problem of multi-modality optimization.

5 EXPERIMENTS

In this section, we conduct ablation studies to demonstrate the effectiveness of the designed network architecture. We evaluate our model in terms of security, robustness, and flexibility under a wide variety of experimental settings.

5.1 Implementation Details

The model is implemented by Pytorch [73]. We use Adam optimizer [74] with $\beta_1=0.9$ and $\beta_2=0.999$ to train the designed model on 1 RTX 2080Ti GPU with batch size 256. The learning rate and weight decay are set as $1e-4$ and $1e-5$, respectively. The framework is trained for 100 epochs and validated at the end of every epoch, and the checkpoint with the best validating HTER value is picked for testing.

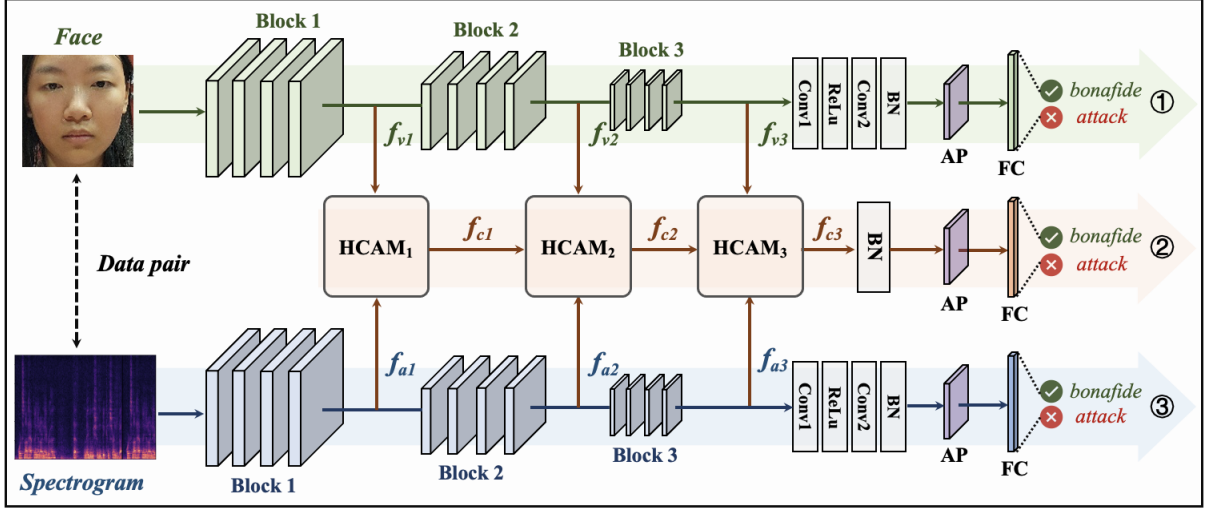


Fig. 4. Overview of the two-modality multi-scale FAS framework. BN: batch normalization; AP: average pooling; FC: fully-connected layer. In the training phase, the input data pair, including one cropped face picture and the corresponding spectrogram map, is synchronously fed forward to the vision and acoustic branch, each of which includes three blocks. The **Hierarchical Cross-Attention Module (HCAM)** is designed to interact better and align the vision feature f_v and acoustic feature f_a . The fused feature f_c will be hierarchically delivered to the next **HCAM** to accumulate features from different levels. Finally, three heads are designed to conduct decision-making respectively. In the testing stage, there are three different routes for inference: route ①, route ②, and route ③, thus enabling more flexible FAS in real-world applications.

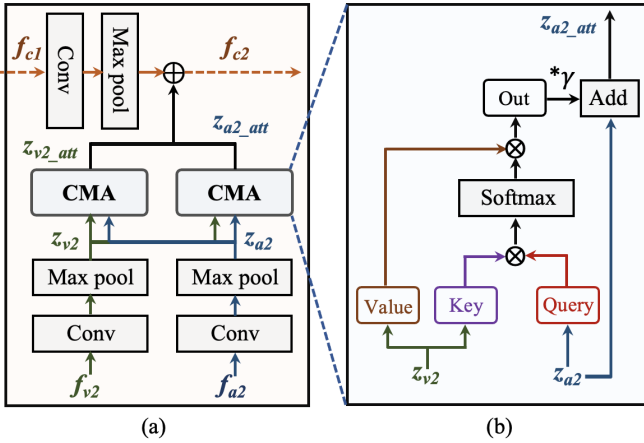


Fig. 5. Illustration of the **Hierarchical Cross-Attention Module (HCAM)**. Herein, we depict **HCAM₂** to illustrate the network architecture, where \oplus denotes the concatenation operator. f_{c1} represents the feature from the previous HCAM. The right figure dedicates the details of the cross-modality attention **CMA** module, where γ is a trainable parameter, and \otimes denotes the matrix multiplication.

5.2 Evaluation Metrics

Following the literature, we use AUC and HTER as the evaluation metrics. Besides, we also report ACC and EER in this paper for better interpreting the experimental results.

Area Under Curve (AUC) measures the area under the Receiver Operating Characteristic (ROC) curve.

Half Total Error Rate (HTER) calculates the average of the False Acceptance Rate (FAR) and False Reject Rate (FRR). A lower HTER value indicates better PAD performance:

$$HTER = \frac{FAR + FRR}{2} = \frac{1}{2} \left(\frac{FP}{TN + FP} + \frac{FN}{TP + FN} \right) \quad (4)$$

Accuracy (ACC) directly reflects the probability that one

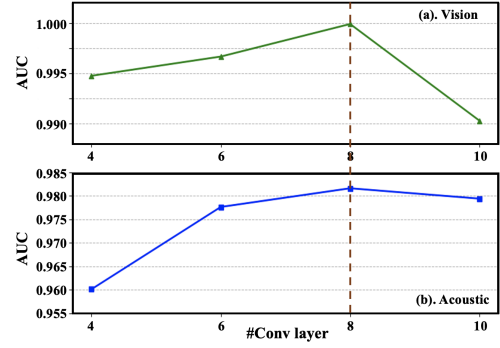


Fig. 6. AUC score versus convolutional numbers for (a). vision branch, and (b). the acoustic branch under the cross-subject setting.

query can be correctly classified:

$$ACC = \frac{TP + TN}{TP + FP + TN + FN} \quad (5)$$

where TP, TN, FP, and FN indicate true positive, true negative, false positive, and false negative, respectively. **Equal Error Rate (EER)** measures the optimal point for the trade-off between false positive and false negative. It is the False Positive Rate (FPR) that equals the True Positive Rate (TPR).

5.3 Ablation study

Before proceeding to comparative experiments, we first conduct the ablation study to validate the effectiveness of the designed network architectures, involved components, and the proposed joint training strategy. Besides, we also investigate the impacts of different loss weight values to weigh the loss components better and improve the final detection performance. We conduct most ablation experiments under the cross-device setting.

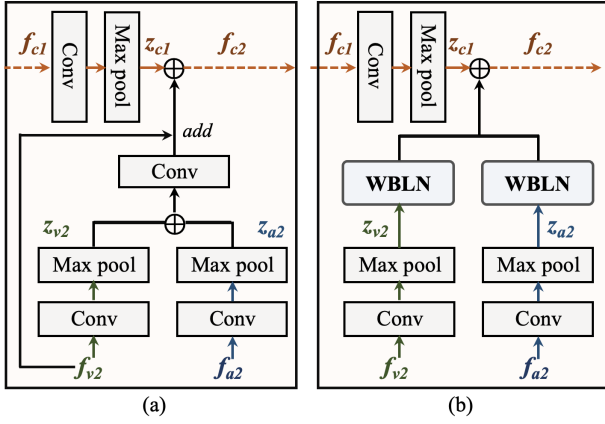


Fig. 7. Two-modality feature fusion strategies: (a). Residual feature fusion: $f_{c2}=z_{c1} \oplus [f_{v2} + \text{Conv}(z_{v2} \oplus z_{a2})]$; (b). Weighted batch and layer normalization: $f_{c2}=z_{c1} \oplus \text{WBLN}(z_{v2}) \oplus \text{WBLN}(z_{a2})$, where $\text{WBLN}(f) = (1 - \theta) * \text{Batchnorm}(f) + \theta * \text{Layernorm}(f)$.

TABLE 3
Face liveness detection performance with different feature fusion strategies.

Strategy	AUC(%) \uparrow	ACC(%) \uparrow	HTER(%) \downarrow	EER(%) \downarrow
Cat	99.27	90.34	13.75	3.21
AVG	99.77	88.42	16.98	1.87
RES	99.59	91.90	11.86	2.27
WBLN	99.22	87.99	15.58	2.66
CA	99.72	92.84	10.38	1.42

5.3.1 Network architecture search (NAS)

Considering that a new database is proposed in this work, we first conduct a brief network architecture search to determine the backbones of the two branches. Fig. 6 depicts the AUC values versus convolution layer numbers for vision and acoustic branches under the cross-subject evaluation setting. Finally, the layer number is determined as 8 for both branches.

5.3.2 Effectiveness of feature fusion strategy

Combining features of different modalities properly is challenging because their distributions differ dramatically in feature space. We have tried five different fusion methods to investigate the best strategy for fusing vision and acoustic features and report the detection performance under the cross-device evaluation in Table 3. Cat indicates that the two features are concatenated along the channel dimension, and AVG means conducting an average operation on the input vision and acoustic features. RES and WBLN [39] have been illustrated in Fig. 7, where RES aims at learning the fusion feature in a residual fashion, and WBLN conducts weighted batch and layer normalization over the input features. Inspired by the recent success of the attention mechanism, we also use cross-attention (CA) in this feature fusion experiment. From Table 3, we observe that CA achieves the best detection performance. As such, we use cross-attention to align and fuse the input vision and acoustic features in our framework.

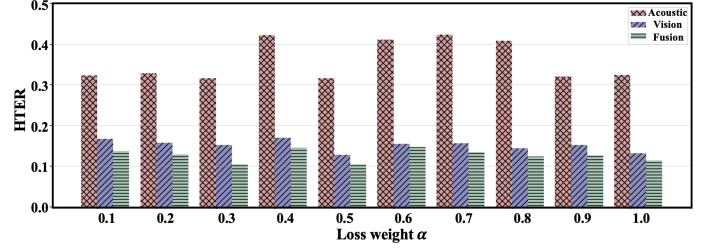


Fig. 8. Impacts of different loss weight values on the fusion, vision, and acoustic heads.

TABLE 4
PAD performance of the two-branch framework equipped with HCAM modules under the cross-device setting.

HCAM ₁	HCAM ₂	HCAM ₃	AUC(%) \uparrow	ACC(%) \uparrow	HTER(%) \downarrow	EER(%) \downarrow
-	-	\checkmark	99.26	90.02	14.66	2.25
-	\checkmark	\checkmark	98.58	90.31	14.17	3.54
\checkmark	\checkmark	\checkmark	99.72	92.84	10.38	1.42

5.3.3 Effectiveness of multi-scale learning scheme

This paper uses three HCAMs to conduct the hierarchical feature aggregation from three scales. The multi-scale learning scheme takes advantage of low-, mid-, and high-level feature representations, thus contributing to the final performance boosts. To verify this assumption, we report the detection results with different HCAMs in Table 4. It can be readily observed that more aggregated features lead to better PAD performance, demonstrating the effectiveness of the proposed multi-scale learning scheme.

5.3.4 Effectiveness of joint training strategy

As Fig. 4 shows, we propose a novel joint training strategy in the M³FAS system. This strategy enables a more flexible PAD in the testing phase. On the other hand, we find it can effectively mitigate the overfitting problem and improve the detection accuracy of the single branch. We report the face liveness detection results of separate training and joint training strategies under both cross-device and cross-subject evaluations in Table 5. For each modality, the overall detection performance of joint training is superior to the separate training under both settings, demonstrating the efficiency of the proposed joint training strategy.

5.3.5 Impacts of different loss weights

To determine the value of loss weight α in Eqn. (1), we measure the HTER values of three predictions versus different α under the cross-device evaluation setting. Fig. 8 depicts the impacts of different α values on the predictions produced by the fusion, vision, and acoustic heads. We can see the fusion results are consistently superior to the other two heads regardless of the vary of α , which demonstrates the effectiveness of the designed network architecture from another point of view. Therefore, the α value is determined as 0.5 to appropriately weigh different loss components in Eqn. (1).

5.3.6 Discussion

We have conducted extensive and rigorous ablation experiments to search the network architecture and evaluate

TABLE 5

Face liveness detection results of separate training and joint training strategies under cross-device and cross-subject settings.

Cross-device	Modality	AUC(%) \uparrow	ACC(%) \uparrow	HTER(%) \downarrow	EER(%) \downarrow
Separate	Vision	94.29	90.21	13.79	12.08
	Acoustic	85.14	61.61	41.12	20.31
Joint	Vision	96.99	91.28	12.71	5.43
	Acoustic	85.08	69.08	31.56	21.15
Cross-subject	Modality	AUC(%) \uparrow	ACC(%) \uparrow	HTER(%) \downarrow	EER(%) \downarrow
Separate	Vision	99.96	97.76	3.15	0.88
	Acoustic	97.86	93.79	6.40	6.04
Joint	Vision	99.98	97.81	2.83	0.44
	Acoustic	98.16	93.89	7.11	5.49

the impacts of different loss weight values. On the other hand, we further verify the benefits of the involved HCAM components, the multi-scale learning scheme, and the joint training strategy. In the rest of the section, we aim to verify the efficiency of the devised M³FAS system from security, robustness, and flexibility perspectives.

5.4 Security evaluations of M³FAS

The devised M³FAS system must be secure enough to safeguard face authentication systems against various face presentation attacks accurately. In real-world applications, FAS systems should be directly deployed to unforeseen identities. As such, we train the classification model on 25 subjects and test it on the data of the other five subjects. Moreover, training and testing data are captured by the same mobile device. Thanks to the joint training strategy, we can report the face liveness detection performance of vision, acoustic, and fusion heads in Table 6. The average results are highlighted in gray, and the bold numbers specify the best average detection results. Two conclusions can be easily drawn: (1). vision and acoustic branch can achieve promising performance, and the fusion model, taking advantage of visual texture and acoustic geometric spoofing cues, achieves the best average detection results; (2). M³FAS achieves 99.99% AUC and 98.31% ACC classification scores, which are satisfactory for deployment. The auditory modality can achieve outstanding detection solely, and it also plays a critical role in boosting the final detection performance of the cross-modal fusion framework.

Furthermore, we compare the proposed M³FAS system with prior mobile FAS systems in Fig. 9. It should be noted that it is not an ideally fair comparison as the proposed method has been fed with more data (both RGB and acoustic). Nevertheless, again, M³FAS achieves the best detection results.

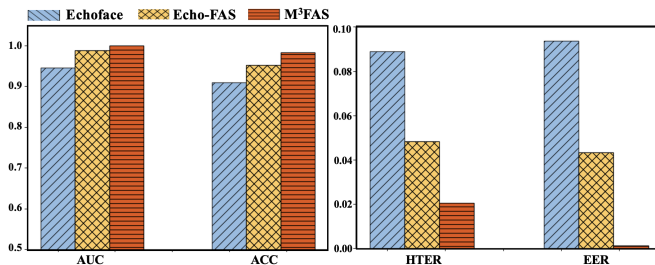


Fig. 9. Comparison with prior art.

TABLE 6

Cross-subject face liveness detection results.

Modality	Device	AUC(%) \uparrow	ACC(%) \uparrow	HTER(%) \downarrow	EER(%) \downarrow
Vision	Note	99.96	93.86	9.21	1.17
	S9	99.99	98.51	1.12	0.06
	S21	99.99	99.82	0.27	0.26
	Mi	99.99	99.05	0.71	0.29
	AVG	99.98	97.81	2.83	0.44
Acoustic	Note	97.14	91.45	10.15	7.10
	S9	99.56	95.83	5.82	3.06
	S21	96.49	90.95	9.45	9.05
	Mi	99.46	97.32	3.02	2.77
	AVG	98.16	93.89	7.11	5.49
Fusion	Note	99.99	96.10	5.86	0.19
	S9	99.99	98.19	1.36	0.00
	S21	99.99	99.76	0.36	0.31
	Mi	99.99	99.18	0.61	0.03
	AVG	99.99	98.31	2.05	0.13

5.5 Robustness evaluations of M³FAS

Learning-based FAS models are prone to overfitting issues, resulting in limited generalization capability. Moreover, current FAS systems are more vulnerable to presentation attacks from unseen environments. Therefore, evaluating the robustness of the proposed M³FAS system is of utmost importance. We conduct extensive cross-domain experiments in this section, including cross-device evaluation, cross-environmental variable evaluation, and cross-distortion evaluation.

5.5.1 Generalization to unseen devices

Cross-device FAS is a common setting in real-world applications, as the trained model can be directly deployed on unseen devices in a plug-and-play fashion. In this experiment, we train the model on three devices, test it on the other device, and report the results in Table 7, where “Device” specifies the testing device. We still keep the training and testing subjects have no overlap in this evaluation. Compared with the Intra-device results in Table 6, face liveness detection performance of vision, acoustic, and fusion heads all suffer from a certain degradation due to the data distribution gaps among different devices. Specifically, we found that the acoustic branch suffers a dramatic performance drop under the cross-device setting because the hardware diversity (speaker and microphone) introduced by manufacture imperfection will cause different frequency responses and non-uniform intrinsic noises [75], [76] among different mobile devices. We visualize the spectrogram maps of the four smartphones in Fig. 10. It can be observed that the spectrogram maps of different devices are discriminative. The acoustic signal can still play a complementary role to the visual modality and boost the detection performance of the fusion head. The fusion head can achieve a promising 99.72% AUC and 92.84% ACC cross-device detection performance, demonstrating the robustness of the multi-modal FAS system. Compared to the visual modality, the AUC score has been improved by 2.73% (from 96.99% \rightarrow 99.72%), demonstrating the effectiveness of the auditory modality.

5.5.2 Generalization to unseen variables

In this section, we examine the robustness of our M³FAS system towards unseen environmental variables. As dis-

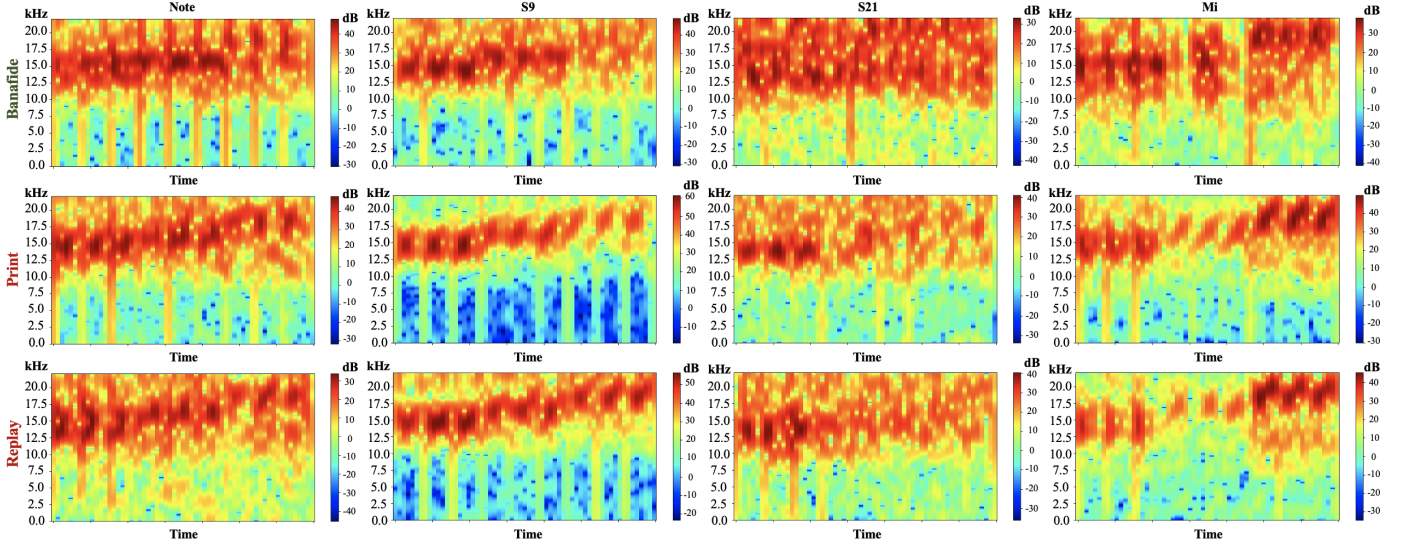


Fig. 10. Visualization of spectrograms of different data acquisition devices. The top, middle, and bottom rows correspond to bonafide, print attack, and replay attack.

TABLE 7
Cross-device face liveness detection results.

Modality	Device	AUC(%) \uparrow	ACC(%) \uparrow	HTER(%) \downarrow	EER(%) \downarrow
Vision	Note	99.99	98.01	1.49	0.17
	S9	99.99	99.99	0.01	0.16
	S21	99.95	91.33	13.02	1.33
	Mi	88.01	75.78	36.32	20.06
	AVG	96.99	91.28	12.71	5.43
Acoustic	Note	74.38	58.34	36.11	30.91
	S9	95.33	88.61	13.36	11.47
	S21	74.03	58.45	33.25	32.84
	Mi	96.60	70.93	43.51	9.37
	AVG	85.08	69.08	31.56	21.15
Fusion	Note	99.99	98.09	1.44	0.20
	S9	99.99	99.99	0.00	0.17
	S21	99.98	92.29	11.58	0.77
	Mi	98.90	80.99	28.51	4.54
	AVG	99.72	92.84	10.38	1.42

TABLE 8
Cross-environment variable evaluation results.

Vision	Distance		Ambient noise		Head pose	
Device	AUC(%) \uparrow	HTER(%) \downarrow	AUC(%) \uparrow	HTER(%) \downarrow	AUC(%) \uparrow	HTER(%) \downarrow
Note	94.82	12.23	96.69	12.92	94.30	12.37
S9	97.86	9.43	99.68	4.48	99.98	3.95
S21	99.11	2.42	99.95	4.99	98.57	7.94
Mi	99.99	4.30	99.98	12.07	98.22	11.50
AVG	97.95	7.10	99.08	8.61	97.76	8.94
Acoustic	Distance		Ambient noise		Head pose	
Device	AUC(%) \uparrow	HTER(%) \downarrow	AUC(%) \uparrow	HTER(%) \downarrow	AUC(%) \uparrow	HTER(%) \downarrow
Note	93.52	12.20	99.12	4.07	96.41	16.82
S9	99.38	3.54	99.92	1.02	98.38	13.60
S21	96.24	11.20	91.58	13.97	95.89	9.60
Mi	97.26	6.62	99.89	1.55	98.73	7.64
AVG	96.60	8.39	97.63	5.15	97.35	11.91
Fusion	Distance		Ambient noise		Head pose	
Device	AUC(%) \uparrow	HTER(%) \downarrow	AUC(%) \uparrow	HTER(%) \downarrow	AUC(%) \uparrow	HTER(%) \downarrow
Note	97.85	11.93	98.64	10.73	96.96	8.78
S9	99.36	2.37	99.99	2.23	99.99	5.45
S21	99.24	7.42	99.99	3.60	99.46	6.16
Mi	99.95	2.53	99.99	0.40	98.70	3.40
AVG	99.10	6.06	99.66	4.24	98.78	5.95

cussed in Sec. 3.2, the Echoface-Spoof database incorporates variables such as distance, ambient noise, and head pose to accommodate uncontrollable environments when deployed in practical scenarios. In this experiment, we keep the training and testing data from the same device but from different subjects. For each variable (*e.g.*, distance, ambient noise, and head pose), we set three different values (distance: 25cm, 35cm, 45cm; ambient noise: 40dB, 60dB, 70dB; head pose: -10degree, 0degree, 10degree) during the data acquisition. The model is alternately trained on two values and directly tested on the other one, and the average results over three trials are reported in Table 8. Again, we give the detection performance (AUC and HTER) of vision, acoustic, and fusion heads in this table, from which we observe that the detection performance of the fusion head is superior to the vision and acoustic branch from both perspectives of the average results and the specific device detection performance. This indicates that the M³FAS system successfully fuses the informative RGB and acoustic spoofing cues, even under various challenging cross-environment settings. On the other hand, the proposed model can achieve outstanding

99.10%, 99.66%, and 98.78% AUC scores when crossing towards the unforeseen distance, ambient noise, and head pose, demonstrating the extraordinary generalization capability of the devised system.

5.5.3 Generalization to unseen image distortions

For deployed face spoofing detectors, robustness to various face image distortions is critical, as hardware degradation and intrinsic noise are inevitable in real-world applications. Shown in Fig. 12 are the incorporated six common image corruption types. The left face highlighted in the green box corresponds to the pristine face picture. Moreover, the face pictures boxed in red represent six common perturbations, Gaussian blur, image color quantization with dither, JPEG2000 compression, JPEG compression, pink noise, and white noise. The model is trained on pristine faces and directly tested on corrupted versions. Compared with the AUC score on pristine face images (99.99%), Fig. 11 shows that the AUC scores on distorted face images are

consistently lower. Besides, the detection performances of the fusion heads are superior to the vision and acoustic branches among all image distortion types, demonstrating the effectiveness and robustness of the proposed multi-modality learning scheme.

5.5.4 Discussion

In this subsection, we examine the robustness of the proposed M³FAS system. The auditory modality captures geometric surface features from input query, thus, can be regarded as a complementary modality to visual inputs for boosting the model's generalization capability. Extensive experiment results demonstrate that the devised system is resilient to various uncontrollable variables, including device, distance, noise, head pose, and image distortions.

5.6 Flexibility examination of M³FAS

Although accurate and robust, typical multi-modality models cannot work appropriately in some usage scenarios. For instance, in the M³FAS system, either visual or auditory modality data could be missing due to unexpected hardware breakdown or extreme environmental conditions. Besides, the system can avoid the power-hungry camera in the ultra-low-power mode and solely conduct PAD using the acoustic branch. The flexibility of our system lies in two aspects: (1). M³FAS can still work properly when one modality is missing (*e.g.*, ultra-low-power mode); (2). M³FAS can respond fast with limited computational resource consumption and thus can be flexibly deployed on commodity mobile devices.

We deploy our M³FAS system on a Samsung s21 and report memory(*MB*), CPU(*ms*), and Delay(*ms*) of the acoustic branch, vision branch, and M³FAS in Table 9. We evaluate the main memory cost during the recording, processing, and classification. The memory footprint has an average $\sim 46MB$, $\sim 110MB$, and $\sim 144MB$ for acoustic, vision, and fusion. The time for the CPU to complete the machine learning inferences is low in acoustic(*8ms*), vision(*36ms*), and M³FAS(*73ms*) modes. The response delays represent the time for the system to produce the spoofing results after receiving the raw image/signal data, which are *48ms*, *83ms*, and *133ms*, respectively. Naturally, the M³FAS system has the highest resource consumption, but it may also have improved performance compared to using a single modality due to the integration of multiple sources of information. M³FAS system is feasible to be implemented into mobile devices.

6 CONCLUSION AND FUTURE WORK

This paper presented a user-friendly and secure face anti-spoofing system, M³FAS, for mobile devices. M³FAS effectively combines RGB texture and acoustic geometric spoofing clues, thereby achieving accurate and robust PAD performances. We designed a two-modality neural network, which, for the first time to the best of our knowledge, smartly fuses vision and acoustic features for PAD. The proposed hierarchical cross-attention modules perform cross-modal feature learning from three levels, contributing to better detection performances. Finally, we found that our

TABLE 9
Average computational cost and resource consumption.

Modality	Memory (<i>MB</i>)	CPU (<i>ms</i>)	Delay (<i>ms</i>)
Acoustic	46	8	48
Vision	110	36	83
M ³ FAS	144	73	133

multi-head learning strategy could mitigate the overfitting problem and enable a more flexible PAD. Extensive experiments demonstrated that the proposed M³FAS system could perform secure, robust, and flexible PAD.

While the proposed FAS system is robust under a wide variety of experimental settings, the recorded high-frequency acoustic signals differ dramatically among different devices, resulting in a limited performance in cross-device evaluations for single auditory modality. This domain gap is mainly caused by the hardware (*i.e.*, speaker and microphone) discrepancies among different mobile devices. In future work, applying effective signal processing and domain generalization algorithms to extract device-independent spoofing features opens an important research path forward. Pruning less important layers and neurons to achieve model compression is also essential for mobile deployment. Moreover, adapting our FAS system to 3D face presentation attacks is worth considering. We envision that M³FAS should still be effective since the auditory modality can reflect informative reflectance features of bonafide and 3D attacks but that requires further investigation.

REFERENCES

- [1] "Afr market," [EB/OL], 2021, <https://bwnews.pr/2OqY0nD>.
- [2] K. Patel, H. Han, and A. K. Jain, "Secure face unlock: Spoof detection on smartphones," *IEEE transactions on information forensics and security*, vol. 11, no. 10, pp. 2268–2283, 2016.
- [3] J. Määttä, A. Hadid, and M. Pietikäinen, "Face spoofing detection from single images using micro-texture analysis," in *2011 international joint conference on Biometrics (IJCB)*. IEEE, 2011, pp. 1–7.
- [4] T. de Freitas Pereira, A. Anjos, J. M. De Martino, and S. Marcel, "Lbp- top based countermeasure against face spoofing attacks," in *Asian Conference on Computer Vision*. Springer, 2012, pp. 121–132.
- [5] J. Komulainen, A. Hadid, and M. Pietikäinen, "Context based face anti-spoofing," in *2013 IEEE Sixth International Conference on Biometrics: Theory, Applications and Systems (BTAS)*. IEEE, 2013, pp. 1–8.
- [6] D. Wen, H. Han, and A. K. Jain, "Face spoof detection with image distortion analysis," *IEEE Transactions on Information Forensics and Security*, vol. 10, no. 4, pp. 746–761, 2015.
- [7] Z. Boulkenafet, J. Komulainen, and A. Hadid, "Face antispoofing using speeded-up robust features and fisher vector encoding," *IEEE Signal Processing Letters*, vol. 24, no. 2, pp. 141–145, 2016.
- [8] A. Liu, Z. Tan, J. Wan, Y. Liang, Z. Lei, G. Guo, and S. Z. Li, "Face anti-spoofing via adversarial cross-modality translation," *IEEE Transactions on Information Forensics and Security*, vol. 16, pp. 2759–2772, 2021.
- [9] W. Sun, Y. Song, C. Chen, J. Huang, and A. C. Kot, "Face spoofing detection based on local ternary label supervision in fully convolutional networks," *IEEE Transactions on Information Forensics and Security*, vol. 15, pp. 3181–3196, 2020.
- [10] Z. Wang, Z. Yu, C. Zhao, X. Zhu, Y. Qin, Q. Zhou, F. Zhou, and Z. Lei, "Deep spatial gradient and temporal depth learning for face anti-spoofing," in *Proceedings of the IEEE/CVF Conference on Computer Vision and Pattern Recognition*, 2020, pp. 5042–5051.
- [11] A. Pinto, S. Goldenstein, A. Ferreira, T. Carvalho, H. Pedrini, and A. Rocha, "Leveraging shape, reflectance and albedo from shading for face presentation attack detection," *IEEE Transactions on Information Forensics and Security*, vol. 15, pp. 3347–3358, 2020.

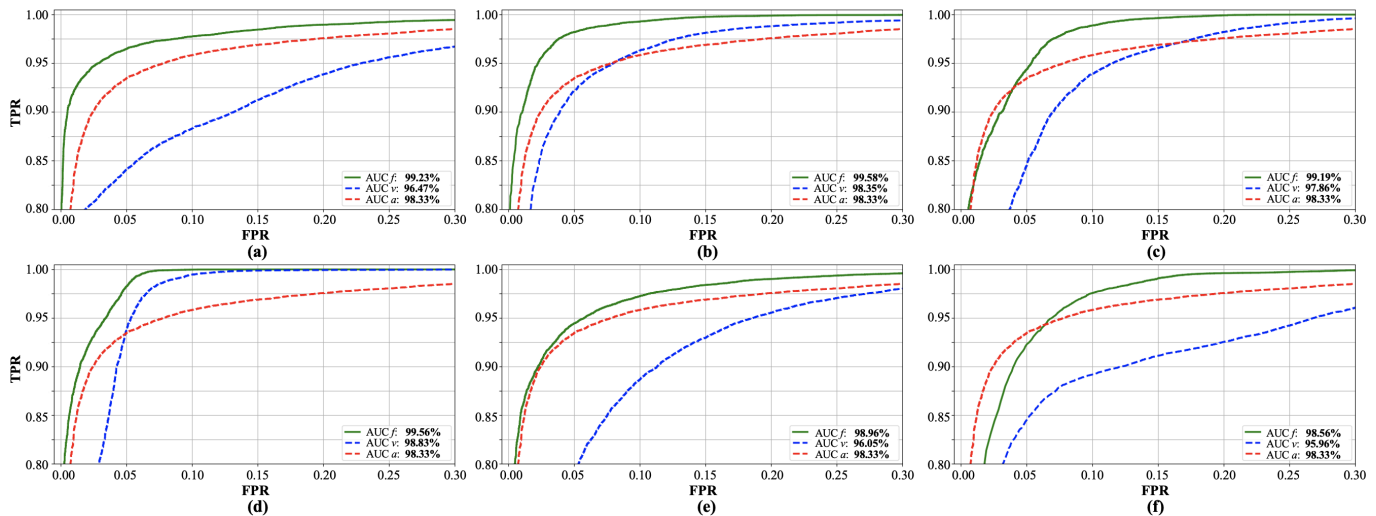


Fig. 11. Face liveness detection performance (AUC) to various unseen distortions. (a). Gaussian blur; (b). Image color quantization with dither; (c). JPEG2000 compression; (d). JPEG compression; (e). Pink noise; (f). White noise. The solid green line indicates the fusion result. The vision and acoustic dash lines correspond to the results of the vision and acoustic branches.




Fig. 12. Pristine and distorted face samples. The left pristine face image is boxed in green, and the distorted face images are boxed in red color: (a). Gaussian blur; (b). Image color quantization with dither; (c). JPEG2000 compression; (d). JPEG compression; (e). Pink noise; (f). White noise.

- [12] W. Liu, X. Wei, T. Lei, X. Wang, H. Meng, and A. K. Nandi, "Data fusion based two-stage cascade framework for multi-modality face anti-spoofing," *IEEE Transactions on Cognitive and Developmental Systems*, 2021.
- [13] O. Nikisins, A. George, and S. Marcel, "Domain adaptation in multi-channel autoencoder based features for robust face anti-spoofing," in *2019 International Conference on Biometrics (ICB)*. IEEE, 2019, pp. 1–8.
- [14] R. Nandakumar, V. Iyer, D. Tan, and S. Gollakota, "Fingerio: Using active sonar for fine-grained finger tracking," in *Proceedings of the 2016 CHI Conference on Human Factors in Computing Systems*. Association for Computing Machinery, 2016, pp. 1515–1525.
- [15] K. Ling, H. Dai, Y. Liu, and A. X. Liu, "Ultragesture: Fine-grained gesture sensing and recognition," in *2018 15th Annual IEEE International Conference on Sensing, Communication, and Networking (SECON)*. IEEE, 2018, pp. 1–9.
- [16] Z. Liao, Z. Luo, Q. Huang, L. Zhang, F. Wu, Q. Zhang, and Y. Wang, "Smart: screen-based gesture recognition on commodity mobile devices," in *Proceedings of the 27th Annual International Conference on Mobile Computing and Networking*, 2021, pp. 283–295.
- [17] Y. Yu, D. Wang, R. Zhao, and Q. Zhang, "Rfid based real-time recognition of ongoing gesture with adversarial learning," in *Proceedings of the 17th Conference on Embedded Networked Sensor Systems*, 2019, pp. 298–310.
- [18] W. Xu, J. Liu, S. Zhang, Y. Zheng, F. Lin, J. Han, F. Xiao, and K. Ren, "Rface: Anti-spoofing facial authentication using cots rfid," in *IEEE INFOCOM 2021-IEEE Conference on Computer Communications*. IEEE, 2021, pp. 1–10.
- [19] B. Zhou, J. Lohokare, R. Gao, and F. Ye, "Echoprint: Two-factor authentication using acoustics and vision on smartphones," in *Proceedings of the 24th Annual International Conference on Mobile Computing and Networking*, 2018, pp. 321–336.
- [20] C. Kong, K. Zheng, S. Wang, A. Rocha, and H. Li, "Beyond the pixel world: A novel acoustic-based face anti-spoofing system for smartphones," *IEEE Transactions on Information Forensics and Security*, vol. 17, pp. 3238–3253, 2022.
- [21] C. Kong, S. Wang, and H. Li, "Digital and physical face attacks: Reviewing and one step further," *arXiv preprint arXiv:2209.14692*, 2022.
- [22] X. Tan, Y. Li, J. Liu, and L. Jiang, "Face liveness detection from a single image with sparse low rank bilinear discriminative model," in *European Conference on Computer Vision*. Springer, 2010, pp. 504–517.
- [23] J. Yang, Z. Lei, and S. Z. Li, "Learn convolutional neural network for face anti-spoofing," *arXiv preprint arXiv:1408.5601*, 2014.
- [24] K. Simonyan and A. Zisserman, "Very deep convolutional networks for large-scale image recognition," *arXiv preprint arXiv:1409.1556*, 2014.
- [25] O. Russakovsky, J. Deng, H. Su, J. Krause, S. Satheesh, S. Ma, Z. Huang, A. Karpathy, A. Khosla, M. Bernstein *et al.*, "Imagenet large scale visual recognition challenge," *International journal of computer vision*, vol. 115, no. 3, pp. 211–252, 2015.
- [26] H. Ge, X. Tu, W. Ai, Y. Luo, Z. Ma, and M. Xie, "Face anti-spoofing by the enhancement of temporal motion," in *2020 2nd International Conference on Advances in Computer Technology, Information Science and Communications (CTISC)*. IEEE, 2020, pp. 106–111.
- [27] Z. Xu, S. Li, and W. Deng, "Learning temporal features using lstm-cnn architecture for face anti-spoofing," in *2015 3rd IAPR asian conference on pattern recognition (ACPR)*. IEEE, 2015, pp. 141–145.
- [28] U. Muhammad, T. Holmberg, W. C. de Melo, and A. Hadid, "Face anti-spoofing via sample learning based recurrent neural network (rnn)," in *BMVC*, 2019, p. 113.
- [29] X. Yang, W. Luo, L. Bao, Y. Gao, D. Gong, S. Zheng, Z. Li, and W. Liu, "Face anti-spoofing: Model matters, so does data," in *Proceedings of the IEEE/CVF Conference on Computer Vision and Pattern Recognition*, 2019, pp. 3507–3516.
- [30] Y. Atoum, Y. Liu, A. Jourabloo, and X. Liu, "Face anti-spoofing using patch and depth-based cnns," in *2017 IEEE International Joint Conference on Biometrics (IJCB)*. IEEE, 2017, pp. 319–328.
- [31] Y. Liu, A. Jourabloo, and X. Liu, "Learning deep models for face anti-spoofing: Binary or auxiliary supervision," in *Proceedings of the IEEE conference on computer vision and pattern recognition*, 2018, pp. 389–398.
- [32] D. Peng, J. Xiao, R. Zhu, and G. Gao, "Ts-fen: Probing feature selection strategy for face anti-spoofing," in *ICASSP 2020-2020 IEEE International Conference on Acoustics, Speech and Signal Processing (ICASSP)*. IEEE, 2020, pp. 2942–2946.
- [33] Z. Yu, C. Zhao, Z. Wang, Y. Qin, Z. Su, X. Li, F. Zhou, and G. Zhao, "Searching central difference convolutional networks for face anti-spoofing," in *Proceedings of the IEEE/CVF Conference on Computer Vision and Pattern Recognition*, 2020, pp. 5295–5305.

- [34] R. Cai, Z. Li, R. Wan, H. Li, Y. Hu, and A. C. Kot, "Learning meta pattern for face anti-spoofing," *IEEE Transactions on Information Forensics and Security*, 2022.
- [35] A. George and S. Marcel, "Cross modal focal loss for rgbd face anti-spoofing," in *Proceedings of the IEEE/CVF Conference on Computer Vision and Pattern Recognition*, 2021, pp. 7882–7891.
- [36] T. Shen, Y. Huang, and Z. Tong, "Facebagnet: Bag-of-local-features model for multi-modal face anti-spoofing," in *Proceedings of the IEEE/CVF Conference on Computer Vision and Pattern Recognition Workshops*, 2019, pp. 0–0.
- [37] Z. Yu, Y. Qin, X. Li, Z. Wang, C. Zhao, Z. Lei, and G. Zhao, "Multi-modal face anti-spoofing based on central difference networks," in *Proceedings of the IEEE/CVF Conference on Computer Vision and Pattern Recognition Workshops*, 2020, pp. 650–651.
- [38] X. Li, J. Komulainen, G. Zhao, P.-C. Yuen, and M. Pietikäinen, "Generalized face anti-spoofing by detecting pulse from face videos," in *2016 23rd International Conference on Pattern Recognition (ICPR)*. IEEE, 2016, pp. 4244–4249.
- [39] Z. Yu, R. Cai, Z. Li, W. Yang, J. Shi, and A. C. Kot, "Benchmarking joint face spoofing and forgery detection with visual and physiological cues," *arXiv preprint arXiv:2208.05401*, 2022.
- [40] B. Lin, X. Li, Z. Yu, and G. Zhao, "Face liveness detection by rppg features and contextual patch-based cnn," in *Proceedings of the 2019 3rd international conference on biometric engineering and applications*, 2019, pp. 61–68.
- [41] Z. Yu, W. Peng, X. Li, X. Hong, and G. Zhao, "Remote heart rate measurement from highly compressed facial videos: an end-to-end deep learning solution with video enhancement," in *Proceedings of the IEEE/CVF International Conference on Computer Vision*, 2019, pp. 151–160.
- [42] H. Kuang, R. Ji, H. Liu, S. Zhang, X. Sun, F. Huang, and B. Zhang, "Multi-modal multi-layer fusion network with average binary center loss for face anti-spoofing," in *Proceedings of the 27th ACM International Conference on Multimedia*, 2019, pp. 48–56.
- [43] F. Jiang, P. Liu, X. Shao, and X. Zhou, "Face anti-spoofing with generated near-infrared images," *Multimedia Tools and Applications*, vol. 79, no. 29, pp. 21 299–21 323, 2020.
- [44] P. Zhang, F. Zou, Z. Wu, N. Dai, S. Mark, M. Fu, J. Zhao, and K. Li, "Feathernets: Convolutional neural networks as light as feather for face anti-spoofing," in *Proceedings of the IEEE/CVF Conference on Computer Vision and Pattern Recognition Workshops*, 2019, pp. 0–0.
- [45] Y. Liu, J. Stehouwer, and X. Liu, "On disentangling spoof trace for generic face anti-spoofing," in *European Conference on Computer Vision*. Springer, 2020, pp. 406–422.
- [46] M. S. Hossain, L. Rupty, K. Roy, M. Hasan, S. Sengupta, and N. Mohammed, "A-deeppixbis: Attentional angular margin for face anti-spoofing," in *2020 Digital Image Computing: Techniques and Applications (DICTA)*. IEEE, 2020, pp. 1–8.
- [47] Z. Yu, Y. Qin, X. Xu, C. Zhao, Z. Wang, Z. Lei, and G. Zhao, "Autofas: Searching lightweight networks for face anti-spoofing," in *ICASSP 2020-2020 IEEE International Conference on Acoustics, Speech and Signal Processing (ICASSP)*. IEEE, 2020, pp. 996–1000.
- [48] A. George and S. Marcel, "Deep pixel-wise binary supervision for face presentation attack detection," in *2019 International Conference on Biometrics (ICB)*. IEEE, 2019, pp. 1–8.
- [49] Y. Liu, J. Stehouwer, A. Jourabloo, and X. Liu, "Deep tree learning for zero-shot face anti-spoofing," in *Proceedings of the IEEE/CVF Conference on Computer Vision and Pattern Recognition*, 2019, pp. 4680–4689.
- [50] T. Kim, Y. Kim, I. Kim, and D. Kim, "Basn: Enriching feature representation using bipartite auxiliary supervisions for face anti-spoofing," in *Proceedings of the IEEE/CVF International Conference on Computer Vision Workshops*, 2019, pp. 0–0.
- [51] Y. Zhang, Z. Yin, Y. Li, G. Yin, J. Yan, J. Shao, and Z. Liu, "Celeba-spoof: Large-scale face anti-spoofing dataset with rich annotations," in *European Conference on Computer Vision*. Springer, 2020, pp. 70–85.
- [52] Z. Yu, X. Li, X. Niu, J. Shi, and G. Zhao, "Face anti-spoofing with human material perception," in *European Conference on Computer Vision*. Springer, 2020, pp. 557–575.
- [53] Y. Chen, J. Sun, X. Jin, T. Li, R. Zhang, and Y. Zhang, "Your face your heart: Secure mobile face authentication with photoplethysmograms," in *IEEE INFOCOM 2017-IEEE Conference on Computer Communications*. IEEE, 2017, pp. 1–9.
- [54] "About face id advanced technology," <https://support.apple.com/en-us/HT208108>, 2018.
- [55] H. Farrukh, R. M. Aburas, S. Cao, and H. Wang, "Facerevelio: a face liveness detection system for smartphones with a single front camera," in *Proceedings of the 26th Annual International Conference on Mobile Computing and Networking*, 2020, pp. 1–13.
- [56] D. Tang, Z. Zhou, Y. Zhang, and K. Zhang, "Face flashing: a secure liveness detection protocol based on light reflections," *arXiv preprint arXiv:1801.01949*, 2018.
- [57] M. Zhou, Q. Wang, Q. Li, P. Jiang, J. Yang, C. Shen, C. Wang, and S. Ding, "Securing face liveness detection using unforgeable lip motion patterns," *arXiv preprint arXiv:2106.08013*, 2021.
- [58] H. Chen, W. Wang, J. Zhang, and Q. Zhang, "Echoface: Acoustic sensor-based media attack detection for face authentication," *IEEE Internet of Things Journal*, vol. 7, no. 3, pp. 2152–2159, 2019.
- [59] B. Zhou, Z. Xie, Y. Zhang, J. Lohokare, R. Gao, and F. Ye, "Robust human face authentication leveraging acoustic sensing on smartphones," *IEEE Transactions on Mobile Computing*, pp. 1–1, 2021.
- [60] F. J. Harris, "On the use of windows for harmonic analysis with the discrete fourier transform," *Proceedings of the IEEE*, vol. 66, no. 1, pp. 51–83, 1978.
- [61] G. Pan, L. Sun, Z. Wu, and S. Lao, "Eyeblink-based anti-spoofing in face recognition from a generic webcam," in *2007 IEEE 11th international conference on computer vision*. IEEE, 2007, pp. 1–8.
- [62] A. Anjos and S. Marcel, "Counter-measures to photo attacks in face recognition: a public database and a baseline," in *2011 international joint conference on Biometrics (IJCB)*. IEEE, 2011, pp. 1–7.
- [63] Z. Zhang, J. Yan, S. Liu, Z. Lei, D. Yi, and S. Z. Li, "A face antispoofing database with diverse attacks," in *2012 5th IAPR international conference on Biometrics (ICB)*. IEEE, 2012, pp. 26–31.
- [64] I. Chingovska, A. Anjos, and S. Marcel, "On the effectiveness of local binary patterns in face anti-spoofing," in *2012 BIOSIG-proceedings of the international conference of biometrics special interest group (BIOSIG)*. IEEE, 2012, pp. 1–7.
- [65] K. Patel, H. Han, A. K. Jain, and G. Ott, "Live face video vs. spoof face video: Use of moiré patterns to detect replay video attacks," in *2015 International Conference on Biometrics (ICB)*. IEEE, 2015, pp. 98–105.
- [66] I. Chingovska, N. Erdogmus, A. Anjos, and S. Marcel, "Face recognition systems under spoofing attacks," in *Face Recognition Across the Imaging Spectrum*. Springer, 2016, pp. 165–194.
- [67] Z. Boulkenafet, J. Komulainen, L. Li, X. Feng, and A. Hadid, "Oulu-npu: A mobile face presentation attack database with real-world variations," in *2017 12th IEEE international conference on automatic face & gesture recognition (FG 2017)*. IEEE, 2017, pp. 612–618.
- [68] H. Li, W. Li, H. Cao, S. Wang, F. Huang, and A. C. Kot, "Unsupervised domain adaptation for face anti-spoofing," *IEEE Transactions on Information Forensics and Security*, vol. 13, no. 7, pp. 1794–1809, 2018.
- [69] Y. Zhang, Z. Yin, Y. Li, G. Yin, J. Yan, J. Shao, and Z. Liu, "Celeba-spoof: Large-scale face anti-spoofing dataset with rich annotations," in *European Conference on Computer Vision (ECCV)*, 2020.
- [70] J. M. Di Martino, Q. Qiu, and G. Sapiro, "Rethinking shape from shading for spoofing detection," *IEEE Transactions on Image Processing*, vol. 30, pp. 1086–1099, 2020.
- [71] D. E. King, "Dlib-ml: A machine learning toolkit," *The Journal of Machine Learning Research*, vol. 10, pp. 1755–1758, 2009.
- [72] C. Kong, B. Chen, W. Yang, H. Li, P. Chen, and S. Wang, "Appearance matters, so does audio: Revealing the hidden face via cross-modality transfer," *IEEE Transactions on Circuits and Systems for Video Technology*, vol. 32, no. 1, pp. 423–436, 2021.
- [73] A. Paszke, S. Gross, F. Massa, A. Lerer, J. Bradbury, G. Chanan, T. Killeen, Z. Lin, N. Gimelshein, L. Antiga et al., "Pytorch: An imperative style, high-performance deep learning library," in *NeurIPS*, 2019.
- [74] D. P. Kingma and J. Ba, "Adam: A method for stochastic optimization," *arXiv preprint arXiv:1412.6980*, 2014.
- [75] M. Gao, Y. Liu, Y. Chen, Y. Li, Z. Ba, X. Xu, J. Han, and K. Ren, "Device-independent smartphone eavesdropping jointly using accelerometer and gyroscope," *IEEE Transactions on Dependable and Secure Computing*, 2022.
- [76] D. Liu, Q. Wang, M. Zhou, P. Jiang, Q. Li, C. Shen, and C. Wang, "Soundid: Securing mobile two-factor authentication via acoustic signals," *IEEE Transactions on Dependable and Secure Computing*, 2022.