

Knowledge Distillation \approx Label Smoothing: Fact or Fallacy?

Md Arafat Sultan
IBM Research AI
arafat.sultan@ibm.com

Abstract

Contrary to its original interpretation as a facilitator of knowledge transfer from one model to another, some recent studies have suggested that knowledge distillation (KD) is instead a form of regularization. Perhaps the strongest support of all for this claim is found in its apparent similarities with label smoothing (LS). This paper investigates the stated equivalence of these two methods by examining the predictive uncertainties of the models they train. Experiments on four text classification tasks involving teachers and students of different capacities show that: (a) In most settings, KD and LS drive model uncertainty (entropy) in completely opposite directions, and (b) In KD, the student’s predictive uncertainty is a direct function of that of its teacher, reinforcing the knowledge transfer view.

1 Introduction

Knowledge distillation (KD) was originally proposed as a mechanism for a small *student* model to learn fine-grained, information-rich representations of a task from a higher-capacity *teacher* model (Hinton et al., 2014). In recent years, however, the interpretation of KD as a knowledge transfer process has come into question, with a number of studies finding that it has features characteristic of a regularizer (Yuan et al., 2020; Zhang and R. Sabuncu, 2020; Dong et al., 2019).

Perhaps the strongest argument of all in favor of this new perspective comes from Yuan et al. (2020), who show that KD has interesting similarities with label smoothing (LS) regularization (Szegedy et al., 2016) (§2). One of their main conclusions, that “KD is a type of learned LS regularization,” has been echoed in many later articles (Menon et al., 2021; Chen et al., 2021a; Shen et al., 2021; Chen et al., 2021b) and remains an important part of our understanding of KD to this day.

In this paper, we re-examine this stated equivalence of the two methods on a number of text

classification tasks. We first note that among various approaches to KD proposed over the years, *e.g.*, distilling internal representations (Aguilar et al., 2020; Mukherjee and Awadallah, 2020), attention transfer (Zagoruyko and Komodakis, 2017) and dynamic KD (Li et al., 2021), the variant that is the closest in intent to LS is the original Hinton et al. (2014) proposal: train a student to replicate the posterior estimates of a pre-trained teacher over the categories of a classification task. Therefore, following Yuan et al. (2020), we also focus exclusively on this KD variant in this paper.

The *soft* estimates of such a KD teacher clearly constitute “smoother” training labels than typically one-hot targets provided by human domain experts. The key question, however, is: Do such soft labels simply regularize training—like LS—or do they play a more direct role in model supervision, *e.g.*, by exposing finer-grained details about the task at the level of individual training examples? Yuan et al. (2020) argue in favor of the former based on observations such as (i) similarities in the cost functions of KD and LS, and (ii) strong generalization of distilled image classification models regardless of the level of expertise of their teachers.

Here we first analyze their arguments and point out why they may be inadequate for a “KD \approx LS” assertion (§2, 3). Then we present new empirical evaluation of the two methods (§4) on four text classification tasks from GLUE (Wang et al., 2019), which reveals that **KD lacks the defining property of LS** in most settings. Concretely, relative to standard empirical risk minimization (ERM), LS by design increases the uncertainty (entropy) in the trained model’s posterior over the respective categories. The effect of KD on the student’s posterior, on the other hand, is a function of the relative capacities of the teacher and the student: In the common setting involving the distillation of a larger teacher into a smaller student and also in self-distillation, KD almost always reduces entropy

over ERM, while also improving accuracy. It is only with a student larger than its teacher that we see a small increase in entropy—still much lower than in LS—accompanied by a smaller improvement in accuracy. These results suggest that unlike LS, KD does not operate by merely making the trained model less confident in its predictions.

The following is a summary of our contributions:

- We study the inner workings of KD in the relatively under-explored modality of language, specifically on text classification tasks.
- We show that KD lacks the defining property of LS regularization, disproving the claim that the two are equivalent.
- We demonstrate how the specific selection of the teacher determines student uncertainty in KD, strongly indicating teacher-to-student knowledge transfer.

2 The Argument for $KD \approx LS$

Let us first take a look at the main arguments, primarily from [Yuan et al. \(2020\)](#), for why KD should be considered a form of LS. Given a training example x , let $q(k|x)$ be the one-hot ground truth distribution over the different classes $k \in \{1, \dots, K\}$. LS proposes replacing $q(k|x)$ with the following smoothed mixture as the target for training:

$$q_{ts}(k|x) = (1 - \alpha)q(k|x) + \alpha u(k)$$

where $u(k) = 1/K$ is the uniform distribution over the K classes. [Yuan et al. \(2020\)](#) show that optimizing for q_{ts} is equivalent to minimizing the following cost function:

$$\mathcal{L}_{LS} = (1 - \alpha)H(q, p) + \alpha D_{KL}(u, p) \quad (1)$$

where $p(k|x)$ is the model output for x , and H and D_{KL} are the cross-entropy and the Kullback-Leibler divergence between the two distributions, respectively. Note that $H(q, p)$ also corresponds to the loss function \mathcal{L}_{ERM} that is typically minimized in standard empirical risk minimization (ERM) training of classifier models.

KD, on the other hand, is defined directly as minimizing the following cost function:

$$\mathcal{L}_{KD} = (1 - \alpha)H(q, p) + \alpha D_{KL}(p^t, p) \quad (2)$$

where $p^t(k|x)$ is the posterior computed by a pre-trained teacher t given x . The similarity in the forms of Eqs. 1 and 2 is one of the main reasons

why [Yuan et al. \(2020\)](#) interpret KD “as a special case of LS regularization.”

A second argument stems from their observation on a number of image classification datasets that a “teacher-free KD” method, which employs a smoothed target distribution as a virtual teacher to distill from, performs similarly as standard KD. Finally, some of their results—where KD improves student accuracy even when the teacher is a weak or poorly trained model—provide support for the more general claim that KD is a form of regularization. An investigation of this general question can be found in others’ work as well, *e.g.*, in the context of multi-generational self-KD ([Zhang and R. Sabuncu, 2020](#); [Mobahi et al., 2020](#)) and early stopping ([Dong et al., 2019](#)).

3 A Closer Look at the Arguments

As stated earlier, we focus on the specific claim that KD is equivalent to LS in this paper, a core supporting argument for which is the fact that their cost functions in Eqs. 1 and 2 have similar forms. A careful examination of the two functions, however, reveals a key difference.

To elaborate, let $H(\cdot)$ denote the entropy of a probability distribution; it follows that $H(u)$, where u is the uniform distribution on some probability simplex, has the highest value of all distributions on that simplex. Accordingly, minimizing $D_{KL}(u, p)$ in Eq. 1 increases $H(p)$ unconditionally, a fact that we confirm empirically in §4.

The same does not apply to $D_{KL}(p^t, p)$ in Eq. 2, however, since p^t is dependent on the specific selection of the teacher model, and thus $H(p^t)$ can take on any value in the range $[0, H(u)]$. Crucially, it can be both higher or lower than $H(p)$ if the two respective models were trained separately to minimize \mathcal{L}_{ERM} . Depending on which of these two cases apply to a given situation, $H(p)$ can go either up or down as a result of minimizing $D_{KL}(p^t, p)$. In §4, we show how the selection of the teacher affects the predictive uncertainty of the student, for different combinations of their capacities. Based on the same results, we will also comment on the teacher-free KD framework ([Yuan et al., 2020](#)).

4 Experiments and Results

Setup. We use four text classification tasks from GLUE ([Wang et al., 2019](#)) in our experiments:

- **MRPC** ([Dolan and Brockett, 2005](#)) asks for a *yes/no* decision on whether two given sentences

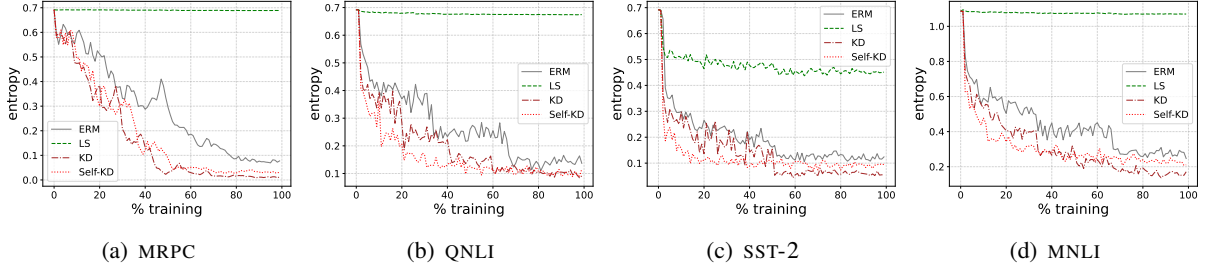


Figure 1: Change in posterior entropy of different DistilBERT classifiers as training progresses.

Method	MRPC	QNLI	SST-2	MNLI
ERM	.1123	.1419	.1101	.2698
LS	.6896	.6752	.4447	.8103
Standard KD	.0548	.1210	.0594	.1887
Self-KD	.0738	.1341	.0977	.2758

Table 1: Test set posterior entropies of different DistilBERT classifiers. LS increases entropy over ERM as expected, while KD almost always induces a drop.

Method	MRPC	QNLI	SST-2	MNLI
ERM	81.0	88.5	93.8	81.3
LS	80.3	88.4	95.0	81.0
Standard KD	82.0	89.2	94.6	81.8
Self-KD	82.3	89.0	94.7	82.2

Table 2: Test set accuracy of DistilBERT fine-tuned with ERM, KD and LS. KD has the best performance profile.

are paraphrases of each other.

- **QNLI** provides a question and a sentence from SQuAD (Rajpurkar et al., 2016) and asks if the latter answers the former (*yes/no*).
- **SST-2** (Socher et al., 2013) is a sentiment detection task involving *positive/negative* classification of movie reviews.
- **MNLI** (Williams et al., 2018) is a 3-way (*entailment/contradiction/neutral*) classification task asking for whether a premise sentence entails a hypothesis sentence.

For each task, we train models on a train set, perform model selection on a validation set, and finally evaluate on a test set. More details on this are provided in Appendix A.1.

To examine the effect of KD in depth, like Yuan et al. (2020), we run experiments under three different conditions: **Standard KD** distills from a fine-tuned BERT-base (Devlin et al., 2019) (BERT henceforth) classifier into a DistilBERT-base (Sanh et al., 2019) (DistilBERT henceforth) student; **Self-KD** distills from a DistilBERT teacher into a DistilBERT student; **Reverse KD** distills from a DistilBERT teacher into a BERT student. In all cases, the teacher is trained using ERM with a cross-entropy loss.

For every model evaluated under each condition, we perform an exhaustive search over the following hyper-parameter values (when applicable):

Hyper-parameter	Values
Learning rate	$\{1, 2, \dots, 7\} \times 10^{-5}$
# of epochs	$\{1, 2, \dots, 10\}$
α (Eqs. 1 and 2)	$\{.1, .2, \dots, .9\}$

Batch size is kept fixed at 32. We train with mixed precision on a single NVIDIA A100 GPU. An AdamW optimizer with no warm-up is used. In Appendix A.2, we provide the hyper-parameter configuration that is found optimal on validation and subsequently evaluated on test for each model and task. We use the Transformers library by Wolf et al. (2020) for implementation.

Results. In this section, we present KD results for $\tau = 1$ (where τ is the temperature), effectively disallowing any artificial smoothing of the target distribution during distillation. In Appendix A.3, we also show that having τ as an additional hyper-parameter during model selection does not qualitatively change these results.

Table 1 compares the average entropy of the posteriors (over classes) predicted by LS models with those from standard and self-KD students, measured on the test sets. As expected, LS increases model uncertainty over ERM, in fact by fairly large amounts ($\sim 3-6\times$). Both KD variants, on the other hand, bring entropy down; the only exception to this is self-KD on MNLI, where we see a very slight increase. These results have direct implications for the central research question of this paper, as they reveal that the typical effect of KD is a reduction in predictive uncertainty over ERM, which is the exact opposite of what LS does *by design*.

Figure 1 depicts how each training method regulates model uncertainty at real time during training. By leveraging fine-grained teacher predictions, both KD variants cause a rapid drop in entropy early

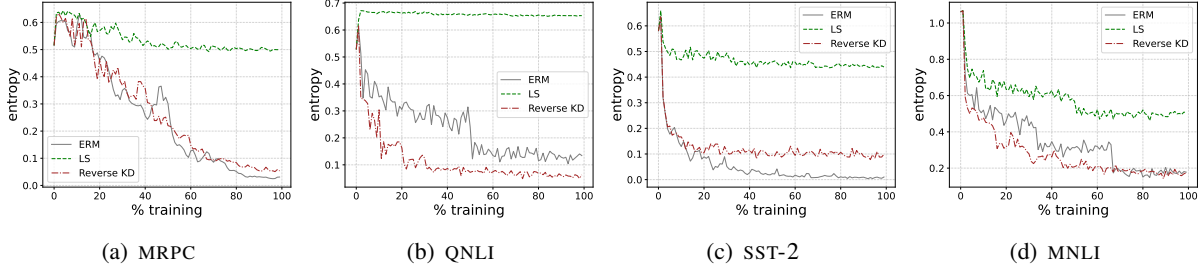


Figure 2: Change in posterior entropy of different BERT classifiers as training progresses.

Method	MRPC	QNLI	SST-2	MNLI
ERM	.0678	.1218	.0124	.1845
LS	.5162	.6528	.4376	.4770
Reverse KD	.0954	.0834	.0954	.2041

Table 3: Test set posterior entropies of BERT classifiers. While KD increases entropy in three out of four tasks, the LS-induced increases are far greater in magnitude.

Method	MRPC	QNLI	SST-2	MNLI
ERM	84.0	91.0	94.5	83.7
LS	84.1	89.8	94.6	83.7
Reverse KD	83.4	91.3	94.9	83.9

Table 4: Test set accuracy of BERT classifiers fine-tuned with different training methods. KD and LS again have generally dissimilar performance profiles.

in training, and an entropy lower than that of both ERM and LS is maintained throughout. The end-of-the-training comparisons are very similar to those on test, indicating that the smoothing effects (or lack thereof) of each of these methods generalize well from training to test.

In Table 2, we report the test set accuracy of each method on the four tasks. Both KD variants do generally better than LS, as LS also lags behind the ERM baseline in three out of four evaluations. Interestingly, self-KD outperforms standard KD in most cases. While [Yuan et al. \(2020\)](#) explain similar successes of weaker teacher models in image classification with the equivalence between KD and LS, in light of our previous observations, we believe that these results are an outcome of the standard KD student not adequately learning to mimic its higher-capacity teacher due to limited amounts of training data. Others ([Liang et al., 2021](#); [Sultan et al., 2022](#)) have also shown that this teacher-student gap can be reduced by using large amounts of additional synthetic data during distillation.

Next, we turn attention to reverse KD from DistilBERT into BERT. In Table 3, LS unconditionally increases posterior entropy as before. The effect of reverse KD, on the other hand, is qualitatively different than standard and self-KD, as it also increases entropy in most cases over ERM. This last observation, combined with the differences in student entropies between standard and self-KD in Table 1, paints a clear picture: the predictive uncertainty of the student in KD is a direct function of

that of the teacher, and not of the KD process.

To elaborate, we first point the reader to row 1 of Tables 1 and 3, which show that when trained using ERM, BERT classifiers have a lower posterior entropy than their smaller DistilBERT counterparts. Consequently, in Table 1, standard KD yields lower-entropy students than self-KD. For the same reason, reverse KD in Table 3 generally results in a higher entropy than ERM.

These results have potential implications for the general question concerning the true nature of KD, namely, is it knowledge transfer or regularization? As the student learns to mimic the teacher in KD, we see in the above results that it also inherits its predictive uncertainty—an integral aspect of both of their data-driven knowledge. This is quite unlike methods such as LS or teacher-free KD in ([Yuan et al., 2020](#)), which simply increase uncertainty in a data-agnostic way to limit overfitting.

With a weaker teacher model, reverse KD yields a smaller overall gain in accuracy than before over ERM and LS (Table 4). It is interesting, nevertheless, that a lower inductive bias and superior pre-training enables the student to outperform its teacher.

5 Conclusion

Knowledge distillation has proven to be a powerful approach to training light and fast yet highly accurate models. While still a topic of active interest, any misinterpretation, *e.g.*, false equivalences with other methods, can hinder progress on this promising technique going forward. In this paper, we

present evidence against its interpretation as label smoothing, and more generally, regularization. We hope that our work will encourage future efforts to understand distillation better, in turn aiding in creating more powerful methods.

Limitations

To manage the complexity of our already large-scale experiments involving (a) four different classification tasks, and (b) hyper-parameter grids containing up to 1,960 search points, we ran experiments with a single random seed. While this is sufficient for exploring our main research question involving the posterior entropy of different models—for which we only need to show a negative example, i.e., one where entropy decreases with knowledge distillation—the exact accuracy figures would be more reliable if averaged over multiple seeds.

Risks

This paper argues that knowledge distillation (KD) is not simply a regularization mechanism, with an intent to promote future research on the method. It is possible that an ill-meaning user could try to distill knowledge based on offensive or otherwise harmful text using such techniques. We do not support KD being used in such a manner. The risks of our work are the same as other NLP systems and we do not believe we introduce any additional ones.

References

- Gustavo Aguilar, Yuan Ling, Yu Zhang, Benjamin Yao, Xing Fan, and Chenlei Guo. 2020. Knowledge Distillation from Internal Representations. In *AAAI*.
- Defang Chen, Jian-Ping Mei, Yuan Zhang, Can Wang, Zhe Wang, , and Chun Chen. 2021a. Cross-Layer Distillation with Semantic Calibration. In *AAAI*.
- Tianlong Chen, Zhenyu Zhang, Sijia Liu, Shiyu Chang, and Zhangyang Wang. 2021b. Robust Overfitting may be Mitigated by Properly Learned Smoothing. In *ICLR*.
- Jacob Devlin, Ming-Wei Chang, Kenton Lee, and Kristina Toutanova. 2019. BERT: Pre-training of Deep Bidirectional Transformers for Language Understanding. In *NAACL*.
- William B Dolan and Chris Brockett. 2005. Automatically Constructing a Corpus of Sentential Paraphrases. In *Proceedings of the International Workshop on Paraphrasing*.
- Bin Dong, Jikai Hou, Yiping Lu, and Zhihua Zhang. 2019. Distillation \approx Early Stopping? Harvesting Dark Knowledge Utilizing Anisotropic Information Retrieval For Overparameterized Neural Network. *arXiv prePrint arXiv:1910.01255*.
- Geoffrey Hinton, Oriol Vinyals, and Jeff Dean. 2014. Distilling the Knowledge in a Neural Network. In *NeurIPS Deep Learning Worksp.*
- Lei Li, Yankai Lin, Shuhuai Ren, Peng Li, Jie Zhou, and Xu Sun. 2021. Dynamic Knowledge Distillation for Pre-trained Language Models. In *EMNLP*.
- Kevin J Liang, Weituo Hao, Dinghan Shen, Yufan Zhou, Weizhu Chen, Changyou Chen, and Lawrence Carin. 2021. MixKD: Towards Efficient Distillation of Large-scale Language Models. In *ICLR*.
- Aditya K Menon, Ankit Singh Rawat, Sashank Reddi, Seungyeon Kim, and Sanjiv Kumar. 2021. A Statistical Perspective on Distillation. In *ICML*.
- Hossein Mobahi, Mehrdad Farajtabar, and Peter L. Bartlett. 2020. Self-Distillation Amplifies Regularization in Hilbert Space. In *NeurIPS*.
- Subhabrata Mukherjee and Ahmed Awadallah. 2020. XtremeDistil: Multi-stage Distillation for Massive Multilingual Models. In *ACL*.
- Pranav Rajpurkar, Jian Zhang, Konstantin Lopyrev abd, and Percy Liang. 2016. SQuAD: 100,000+ Questions for Machine Comprehension of Text. In *ACL*.
- Victor Sanh, Lysandre Debut, Julien Chaumond, and Thomas Wolf. 2019. DistilBERT, a Distilled Version of BERT: Smaller, Faster, Cheaper and Lighter. In *EMC² at NeurIPS*.
- Zhiqiang Shen, Zechun Liu, Dejia Xu, Zitian Chen, Kwang-Ting Cheng, and Marios Savvides. 2021. Is Label Smoothing Truly Incompatible with Knowledge Distillation: An Empirical Study. In *ICLR*.
- Richard Socher, Alex Perelygin, Jean Wu, Jason Chuang, Christopher D Manning, Andrew Ng, and Christopher Potts. 2013. Recursive Deep Models for Semantic Compositionality over a Sentiment Treebank. In *EMNLP*.
- Md Arafat Sultan, Avirup Sil, and Radu Florian. 2022. Not to Overfit or Underfit? A Study of Domain Generalization in Question Answering. *arXiv preprint arXiv:2205.07257*.
- Christian Szegedy, Vincent Vanhoucke, Sergey Ioffe, Jonathon Shlens, and Zbigniew Wojna. 2016. Rethinking the Inception Architecture for Computer Vision. In *CVPR*.
- Alex Wang, Amanpreet Singh, Julian Michael, Felix Hill, Omer Levy, and Samuel R. Bowman. 2019. GLUE: A Multi-Task Benchmark and Analysis Platform for Natural Language Understanding. In *ICLR*.

Adina Williams, Nikita Nangia, and Samuel R. Bowman. 2018. A Broad-Coverage Challenge Corpus for Sentence Understanding through Inference. In *NAACL*.

Thomas Wolf, Lysandre Debut, Victor Sanh, Julien Chaumond, Clement Delangue, Anthony Moi, Pierric Cistac, Tim Rault, R  mi Louf, Morgan Funtowicz, Joe Davison, Sam Shleifer, Patrick von Platen, Clara Ma, Yacine Jernite, Julien Plu, Canwen Xu, Teven Le Scao, Sylvain Gugger, Mariama Drame, Quentin Lhoest, and Alexander M. Rush. 2020. Transformers: State-of-the-Art Natural Language Processing. In *EMNLP 2020 (System Demonstrations)*.

Li Yuan, Francis EH Tay, Guilin Li, Tao Wang, and Jiashi Feng. 2020. Revisiting Knowledge Distillation via Label Smoothing Regularization. In *CVPR*.

Sergey Zagoruyko and Nikos Komodakis. 2017. Paying More Attention to Attention: Improving the Performance of Convolutional Neural Networks via Attention Transfer. In *ICLR*.

Zhilu Zhang and Mert R. Sabuncu. 2020. Self-Distillation as Instance-Specific Label Smoothing. In *NeurIPS*.

A Appendix

A.1 Datasets Used in Our Experiments

We collect all datasets and their splits from the Hugging Face Datasets library¹. Among the four tasks, only MRPC has a labeled test set. For the other three datasets, we split the train set into two parts. In QNLI and MNLI experiments, the two parts are used for training and validation, and the original validation set is used as a blind test set. For SST-2, since the validation set is small, we also use it for model selection; the train set is therefore split into train and test sets. For MNLI, we evaluate only on the `test-matched` set, which consists of unseen in-domain examples. Table 5 shows the number of examples in each dataset.

Task	Train	Validation	Test
MRPC	3,668	408	1,725
QNLI	99,743	5,000	5,463
SST-2	65,549	872	1,800
MNLI	382,887	9,815	9,815

Table 5: Size statistics for our datasets.

A.2 Model Selection

Table 6 contains the optimal configurations for the models evaluated in §4 as observed on the respective validation sets.

A.3 Distillation at Higher Temperatures

We present results for the same experiments as in §4 here, with two main differences: First, for KD, we include the temperature τ in the hyper-parameter search and re-define the domain for α as follows:

Hyper-parameter	Values
τ	$\{1, 2, 4, 8, 16, 32, 64\}$
α (Eq. 2)	$\{.25, .5, .75, 1\}$
Learning rate	$\{1, 2, \dots, 7\} \times 10^{-5}$
# of epochs	$\{1, 2, \dots, 10\}$

yielding a 4D grid consisting of 1,960 points. Note that for this more general experiment, we allow $\alpha = 1$, which only uses the teacher’s soft targets for training. Second, to keep the grid size the same (1,960) for LS, we re-define the domain of α for LS to contain 28 equally-distanced points ranging from .1 to .9991.

In Table 7 and Figure 3, we report posterior entropies of DistilBERT models measured at inference and during training, respectively. Similar to the

experimental results in §4, both KD variants generally train models with lower entropy than not only LS, but also ERM. In Table 8, KD again has better overall test set accuracy than LS. Across all these results, the comparisons between standard and self-KD also remain generally unchanged.

The reverse KD results—for both predictive uncertainty in Table 9 and Figure 4, and test set performance in Table 10—also show very similar trends as those described in §4. Altogether, the results presented in this section with KD in three different settings demonstrate that even at high temperatures, our original findings and conclusions hold true.

The optimal hyper-parameter combinations for the above experiments are provided in Table 11.

¹<https://huggingface.co/docs/datasets/index>

Task	Model	Training	α	Learning Rate	# Epochs
MRPC	BERT	ERM	—	7e-5	4
		LS	.4	7e-5	7
		Reverse KD	.1	4e-5	5
	DistilBERT	ERM	—	5e-5	4
		LS	.9	4e-5	4
		Standard KD	.1	6e-5	7
		Self-KD	.8	7e-5	6
QNLI	BERT	ERM	—	4e-5	2
		LS	.7	2e-5	3
		Reverse KD	.3	2e-5	10
	DistilBERT	ERM	—	3e-5	3
		LS	.8	2e-5	8
		Standard KD	.8	3e-5	5
		Self-KD	.7	2e-5	10
SST-2	BERT	ERM	—	1e-5	9
		LS	.3	2e-5	3
		Reverse KD	.7	1e-5	7
	DistilBERT	ERM	—	1e-5	2
		LS	.3	6e-5	2
		Standard KD	.6	6e-5	2
		Self-KD	.7	5e-5	8
MNLI	BERT	ERM	—	3e-5	3
		LS	.1	3e-5	2
		Reverse KD	.4	3e-5	7
	DistilBERT	ERM	—	3e-5	3
		LS	.8	3e-5	3
		Standard KD	.7	3e-5	6
		Self-KD	.9	3e-5	9

Table 6: Optimal hyper-parameter combinations ($\tau=1$) for the §4 experiments.

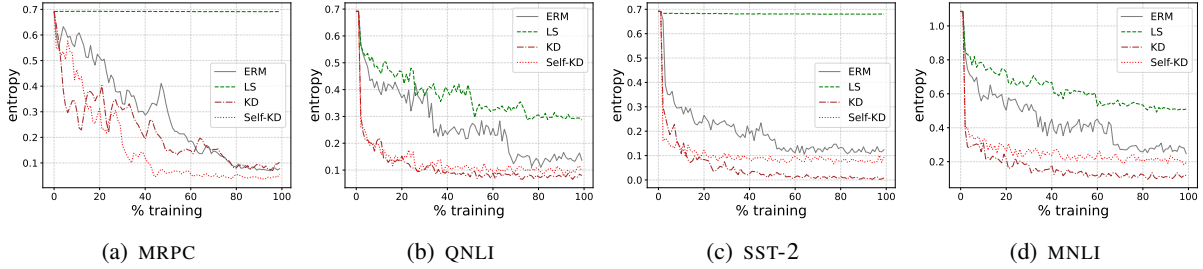


Figure 3: Change in posterior entropy for different DistilBERT classifiers as training (at optimal τ) progresses.

Method	MRPC	QNLI	SST-2	MNLI
ERM	.1123	.1419	.1101	.2698
LS	.6916	.2949	.6802	.5095
Standard KD	.1067	.1024	.0107	.1481
Self-KD	.0927	.1179	.0853	.2476

Table 7: Test set posterior entropies of DistilBERT classifiers fine-tuned with different training methods. Label smoothing (LS) increases entropy over ERM as expected, but distillation (KD) induces a drop on all tasks.

Method	MRPC	QNLI	SST-2	MNLI
ERM	81.0	88.5	93.8	81.3
LS	78.4	88.8	95.2	80.8
Standard KD	80.2	89.6	94.6	82.7
Self-KD	82.1	89.5	94.8	82.6

Table 8: Test set accuracy of DistilBERT classifiers fine-tuned with different training methods. KD has the best overall performance profile.

Method	MRPC	QNLI	SST-2	MNLI
ERM	.0678	.1218	.0124	.1844
LS	.3778	.6512	.4891	.4770
Reverse KD	.1058	.1140	.0995	.2163

Table 9: Test set posterior entropies of BERT classifiers fine-tuned with different training methods. While KD does increase entropy over ERM on three out of four tasks, LS yields increases that are much higher.

Method	MRPC	QNLI	SST-2	MNLI
ERM	84.0	91.0	94.5	83.7
LS	83.9	90.8	94.5	83.7
Reverse KD	84.3	91.3	94.9	84.0

Table 10: Test set accuracy of BERT classifiers fine-tuned with different training methods. KD clearly outperforms LS.

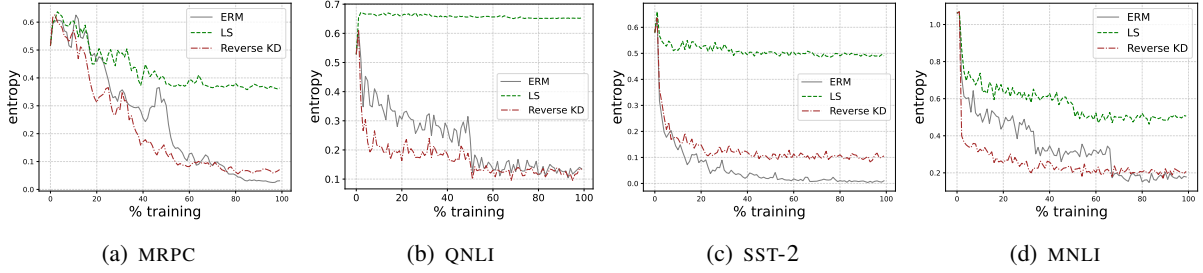


Figure 4: Change in posterior entropy for different BERT classifiers as training (at optimal τ) progresses.

Task	Model	Training	α	τ	Learning Rate	# Epochs
MRPC	BERT	ERM	—	—	$7e-5$	4
		LS	.2332	—	$7e-5$	6
		Reverse KD	1	1	$4e-5$	6
	DistilBERT	ERM	—	—	$5e-5$	4
		LS	.9325	—	$3e-5$	5
		Standard KD	1	16	$3e-5$	3
		Self-KD	.25	2	$7e-5$	7
QNLI	BERT	ERM	—	—	$4e-5$	2
		LS	.6994	—	$4e-5$	3
		Reverse KD	.25	64	$4e-5$	2
	DistilBERT	ERM	—	—	$3e-5$	3
		LS	.1333	—	$3e-5$	4
		Standard KD	.75	64	$3e-5$	9
		Self-KD	.5	64	$3e-5$	8
SST-2	BERT	ERM	—	—	$1e-5$	9
		LS	.3664	—	$2e-5$	3
		Reverse KD	.75	1	$1e-5$	5
	DistilBERT	ERM	—	—	$1e-5$	2
		LS	.8326	—	$5e-5$	3
		Standard KD	.5	1	$2e-5$	9
		Self-KD	.25	8	$5e-5$	6
MNLI	BERT	ERM	—	—	$3e-5$	3
		LS	.1	—	$3e-5$	2
		Reverse KD	.5	4	$2e-5$	7
	DistilBERT	ERM	—	—	$3e-5$	3
		LS	.1666	—	$3e-5$	5
		Standard KD	1	4	$4e-5$	10
		Self-KD	.75	64	$5e-5$	9

Table 11: Optimal hyper-parameter combinations for the §A.3 experiments.