

# VICARIOUS OFFENSE AND *Noise Audit* OF OFFENSIVE SPEECH CLASSIFIERS

A PREPRINT

**Tharindu Cyril Weerasooriya\***

Rochester Institute of Technology  
cyriltcw@gmail.com

**Sujan Dutta\***

Rochester Institute of Technology  
sd2516@rit.edu

**Tharindu Ranasinghe**

Aston University  
t.ranasinghe@aston.ac.uk

**Marcos Zampieri**

George Mason University  
mazgla@rit.edu

**Christopher M. Homan**

Rochester Institute of Technology  
cmh@cs.rit.edu

**Ashiqur R. KhudaBukhsh**

Rochester Institute of Technology  
khudabukhsh@mail.rit.edu

February 6, 2023

## ABSTRACT

 this paper discusses and contains content that is offensive or disturbing.

This paper examines social web content moderation from two key perspectives: automated methods (machine moderators) and human evaluators (human moderators). We conduct a *noise audit* at an unprecedented scale using nine machine moderators trained on well-known offensive speech data sets evaluated on a corpus sampled from 92 million YouTube comments discussing a multitude of issues relevant to US politics. We introduce a first-of-its-kind data set of *vicarious offense*. We ask annotators: (1) if they find a given social media post offensive; and (2) how offensive annotators sharing different political beliefs would find the same content. Our experiments with machine moderators reveal that moderation outcomes wildly vary across different machine moderators. Our experiments with human moderators suggest that (1) political leanings considerably affect first-person offense perspective; (2) Republicans are the worst predictors of vicarious offense; (3) predicting vicarious offense for the Republicans is most challenging than predicting vicarious offense for the Independents and the Democrats; and (4) disagreement across political identity groups considerably increases when sensitive issues such as reproductive rights or gun control/rights are discussed. Both experiments suggest that offense, is indeed, highly subjective and raise important questions concerning content moderation practices.

**Keywords** Polarization · Machine Translation · US News Networks · Human Annotation

## 1 Introduction

Offensive speech on web platforms is a persistent problem with wide-ranging impacts [1, 2]. Not only can it impact those directly targeted [3, 4, 5], but it can also create a climate of negative behavior, where such behavior becomes normalized. Offensive speech can have significant economic impacts, as the sponsors of those platforms where offensive speech is particularly prevalent can become associated with the offending language and lose business, or withdraw their support from the platform in which it occurred [6].

There are many reasons why moderation fails to eliminate the problem. Among them is the reality that people often disagree on what is offensive [7, 8]. Disagreement can be caused by a lack of understanding of the reasons why something is offensive, or how the offensive language can impact those targeted [9], or simply by the intrinsic subjectivity [10] of the phenomenon. This is reflected in wildly diverging annotations in publicly available datasets

\*Tharindu Cyril Weerasooriya and Sujan Dutta are equal contribution first authors.

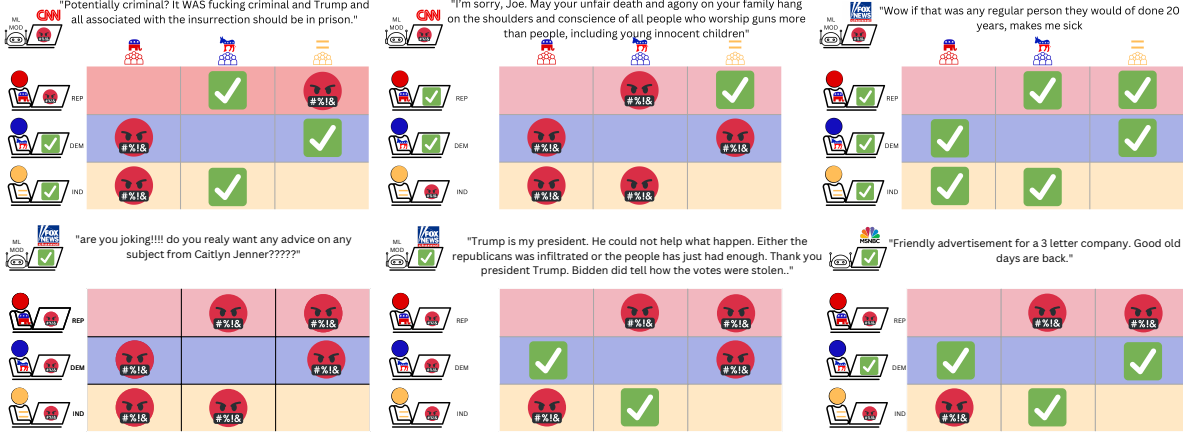


Figure 1: Illustrative examples highlighting nuanced inconsistencies between machine moderators and human moderators with different political leanings. For every comment, majority vote is used to aggregate individual machine and human moderator’s verdicts. An angry emoji and a green checkbox indicate *offensive* and *notOffensive* labels, respectively. These real-world examples are drawn from comments on YouTube news videos of three major US cable news networks: Fox News, CNN, and MSNBC. Each example is annotated by 20 human moderators with at least six Republicans, Democrats, and Independents. Nine well-known offensive speech data sets are used to create nine machine moderators. The grid summarizes vicarious offense where annotators belonging to the row political identity is asked to predict vicarious offense perspectives of the two other political identities mentioned in the columns.

which result in diverging performances of machine learning models trained to detect offensive speech. And yet, thus far, there have been only few studies of the nature of this disagreement, from the perspective of human or machine moderators [11]. Both camps of moderators are related, as human annotators play a critical role in training machine moderators.

In this paper, we tackle the problem of disagreement in offense speech classification from both a human and machine perspective, and explore the relationship between the two. We focus on the particular problem of offensive speech in political discourse. We focus on this particular problem because it is a timely and important one. It is also one on which we expected to find a relatively strong and clear disagreement signal as it is a topic that has become especially polarized in recent years [12, 13, 14, 15].

## 1.1 Contributions and Novelties

Our contributions and novelties are the following:

- **Noise Audit:** While limited literature exists on investigating the generalizability of offensive speech detection systems across data-sets [16] and vulnerability to adversarial attacks [17], unseen use cases [18], or geographic biases [19], to the best of our knowledge, no work exists on a comprehensive, in-the-wild evaluation of offensive speech filtering outcomes on large-scale real-world political discussions with documented political dissonance. Much to the spirit of the celebrated book, “Noise: A Flaw in Human Judgment” [20] by Kahneman et al., we conduct a comprehensive *noise audit* of several well-known offensive speech classifiers on a massive political data set consisting of 92,242,547 comments on 241,112 videos hosted by official YouTube handles of three prominent US cable news networks. Our data set spans the time period of 2014 - 2022 that has seen two presidential elections, a raging pandemic, an ongoing war, and a far-from-peaceful transfer of power.

A noise audit, as described in [20], is essentially an audit of outcome variability across multiple (competent) decision systems. [20] outline several scenarios, such as judicial sentencing or insurance settlements, that indicate widespread noise in diverse real-world settings. In this paper, we seek to understand how content moderation outcomes vary across different offensive speech classifiers (dubbed machine moderators) in political discourse at the granularity of individual social media posts. One key impediment to performing in-the-wild analysis of content moderation systems is a lack of ground-truth. It is resource-intensive to annotate a representative data set of social media posts to test content moderation at scale. We bypass this requirement as we study disagreement among machine moderators on a large pool of unlabeled instances.

- **Vicarious Offense:** We introduce the notion of vicarious offense. With the 2022 US midterm election being months away and the current US political climate showing no signs of reconciliation between the politically divergent left and

the right, we ask a timely and important question: *how well does a Democratic-leaning user perceive what content would be deemed as offensive by her Republican-leaning counterpart or vice-versa?* Documented evidence indicate that negative views towards the opposite political party have affected outcomes in settings as diverse as allocating scholarship funds [21], mate selection [22], and employment decisions [23]. Is it possible that such negative views also affect our ability to perceive what we dub *vicarious offense*?

We conduct a detailed annotation study to understand the phenomenon of vicarious offense and release the first-of-its-kind data set where an annotator labels both (1) if she finds a social media post as offensive or not, and (2) if she feels a person with a different political beliefs would find the same social media post as offensive or not. Unlike most studies on political biases, which proffer a binarized world-view of US politics, in our study, we consider all three key players in the US democracy: the Democrats, the Republicans, and the Independents. In the era of growing political polarization in the US where sectarian *us vs them* often dominates the political discourse [24], our study marks one of the early attempts to quantify how well the political opposites understand each other when asked to be on *their opposites'* shoes.

Figure 1 presents a few illustrative examples from this rich data set. Note that, while Republicans feel that the comment *Potentially criminal? It WAS fucking criminal and Trump and all associated with the insurrection should be in prison.* will invite equal ire by the Independents, the Independents, actually, do not find it offensive. Our data set reveals how little different political groups understand each other and presents startling findings when sensitive issues such as reproductive rights or gun control/rights are in the mix.

- **Resource:** We will release a data set of both first-person and vicarious offense <sup>2</sup>. Our data set consists of 2,310 YouTube comments drawn from comments on news videos of three major US cable news networks: Fox News, CNN, and MSNBC. Each example is annotated by 20 annotators and at least by six Republicans, Democrats, and Independents. We present all 20 labels with detailed demographic information (race, gender, age, political identity) of individual annotators. In addition to presenting a standard offensive speech data set with fine-grained labels and rich annotator information, we present the first-of-its-kind dataset of vicarious offense introduced above.

- **Social:** Ensuring civil discourse while discussing politics remains a long-standing concern [1, 13, 25]. Over the last few years, both sides across the political aisle have accused web platforms of bias [26]. Our study presents critical insights into modern day moderation challenges when it comes down to political content and reveals that humans often disregard style over content when the content aligns with their political views. Our focused analysis on sensitive issues such as reproductive rights and gun control/rights suggest that human political biases may pose significant challenges to moderating sensitive political content.

## 1.2 Our Approach and Paper Road-map

Section 3 investigates how consistent machine moderators are when evaluated at scale. To this end, we evaluate nine classifiers (described in Section 2.1) trained on well-known offensive speech data sets on a political corpus (described in Section 2.2). Once we establish that moderation outcomes wildly vary across machine moderators in the wild, we turn our focus to human moderators. We carefully select a data set for human annotation (described in Section 4) that contains instances that machine moderators (1) near-unanimously marked as not offensive; (2) near-unanimously marked as offensive; and (3) exhibited maximal disagreement with no clear consensus. We then summarize our annotator demographics (Section 5.1) and conduct a thorough annotation study and examine (1) the extent human moderators are aligned with machine moderators; (2) how political identities affect moderation outcomes. Finally, we explore vicarious offense. We ask annotators to predict out-group labels, i.e., for a Republican annotator, we would ask how she thinks a Democrat and an Independent would label a given instance. We then analyze how well annotators belonging to different political identities *understand* out-group perception of offense.

## 2 Design Considerations

### 2.1 Machine Moderators

Research on automatic content moderation has focused on a broad taxonomy of inappropriate content that includes - toxic, harmful, abusive, hateful, offensive etc. For calibration purposes, following [27], we transform the labels of instances present in eight well-known data sets into two broad labels: offensive and not offensive. The labels correspond to the level A of the popular OLID taxonomy [28] widely used in offensive speech classification. The offensive class represents posts containing any form of non-acceptable language (e.g. profanity, swear words) or a targeted offense including insults and threats.

<sup>2</sup>The dataset will be available soon on <https://github.com/Homan-Lab/noise-audit-dataset/>

We investigate nine offensive language identification models. From these models, we trained eight models on the following offensive speech data sets: (1) AHSD [29]; (2) HASOC [30]; (3) HatEval [3]; (4) HateXplain [31]; (5) OLID [28]; (6) TRAC [32]; (7) OHS [33]; (8) TCC<sup>3</sup>. These data sets are well-known in the web-toxicity domain and consist of social media posts obtained from Twitter, Facebook, Gab, Reddit, and YouTube. We trained BERT-LARGE-CASED models on each of the training sets in these datasets following a text classification objective. We employed a batch-size of 16, Adam optimiser with learning rate  $2e-5$ , and a linear learning rate warm-up over 10% of the training data. During the training process, the parameters of the BERT-LARGE-CASED model, as well as the parameters of the subsequent layers, were updated. The models were evaluated while training using an evaluation set that had one fifth of the rows in training data. We performed early stopping if the evaluation loss did not improve over three evaluation steps. All the models were trained for three epochs. As the (9) and final model we used publicly available Detoxify [34] which is a ROBERTA-BASE model trained on data from Unintended Bias in Toxicity Classification.

## 2.2 In-the-wild Evaluation Data Set

We consider a data set of more than 92 million comments on 241,112 news videos hosted between 2014, January 1 to 2022, Aug 27 by the official YouTube handles of three prominent US cable news networks: CNN, Fox News, and MSNBC. We select this data set for our noise audit for the following reasons. First, all three YouTube channels have millions of subscribers and substantial user engagement indicating broad participation from a diverse audience. Second, these mainstream news networks cover a broad range of topics. This data set span eight years that have seen a wide range of highly debated sociopolitical events that include a raging pandemic, two bitterly fought presidential elections, a global protest for racial justice and equality, the longest government shutdown, four Supreme Court confirmations, overturning of *Row v Wade*, and a major war, to name a few. Hence, the YouTube comments data set is rich in topical diversity. Third, previous studies have reported substantial partisan and ideological divergence in both content and audience in these news networks [35, 36, 37, 38] and prior work indicates considerable political dissonance in similar data sets [14, 25].

When compared with years 2014–2018, YouTube engagement has grown for these three YouTube channels [14]. Uniform sampling would bias the data toward more recent years. In order to ensure that our data set is well-distributed over time, for each channel, we sample 200K comments from five bins: 2014–2018, 2019, 2020, 2021, 2022. We club the first five years together into a single bin due to sparse user engagement in the initial years. Overall, our data set comprises of three million randomly sampled comments, one million from each of the three YouTube channels denoted by  $\mathcal{D}_{cnn}$ ,  $\mathcal{D}_{fox}$ , and  $\mathcal{D}_{msnbc}$ , respectively.

## 2.3 Vicarious Offense

We break down our study on how political leanings affect perception of offense into two parts: (1) annotators answer questions relevant to direct, first-person perception of offense; (2) annotators answer about vicarious offense – a novel research direction heretofore never explored to our knowledge. Survey design is described in detail in Section 5.1.

The first part of the annotation study resembles a standard annotation scheme grounded in existing literature [7, 39]. We first collect demographic information that includes race, gender, age, political identity and then present example YouTube comments and ask about first-person perception of offense. These questions are drawn from existing well-known annotation protocols for offensive speech (see Appendix for details) [28] where one or more first-person perception of offense for a data point is collected.

Consider the annotator is a registered Independent. For each instance, in our second part of the annotation study, we ask her two additional questions: (1) *do you think a Republican will find this post offensive?*; and (2) *do you think a Democrat will find this post offensive?* For each annotator, we adjust this question to reflect the two political beliefs that the annotator does not belong to. A registered Democrat will be asked about her vicarious offense perception for a Republican and an Independent, while a registered Republican will be asked about her vicarious offense perception for a Democrat and an Independent. Existing literature reveals that annotator’s gender, race, and political leanings may affect how offensive she finds a given content [40, 41, 42, 43, 44]. However, to our knowledge, vicarious offense, i.e., an annotator’s perspective on how someone else with a political belief different from the annotator would feel about the said content, is never explored heretofore.

Notice that, for any given social media post  $d$ , we have nine vantage perception points of offense (see Figure 1):

- (1) how offensive a Republican finds  $d$
- (2) how offensive a Democrat finds  $d$
- (3) how offensive an Independent finds  $d$

<sup>3</sup>Available at <https://www.kaggle.com/c/jigsaw-toxic-comment-classification-challenge>

- (4) how offensive a Republican *thinks* a Democrat would find  $d$
- (5) how offensive a Republican *thinks* an Independent would find  $d$
- (6) how offensive a Democrat *thinks* a Republican would find  $d$
- (7) how offensive a Democrat *thinks* an Independent would find  $d$
- (8) how offensive an Independent *thinks* a Republican would find  $d$
- (9) how offensive an Independent *thinks* a Democrat would find  $d$

The first three vantage points examine first-person perspective of offense. Recent lines of work examining how political leanings affect perception of offense limit their analyses to the first two vantage points primarily considering a binarized view of US politics [44]. However, Figure 2 demonstrates that the oversimplified political dichotomy most papers adheres to [13, 45], disregards the political majority – the Independents.

The next six vantage points present insights into vicarious offense. Our study is the first of its kind to explore how well we can predict offense for others who do not share the same political beliefs. In the era of growing political polarization in the US, our study marks the first attempt to quantify how well the political opposites understand each other when asked to be on *their* shoes.

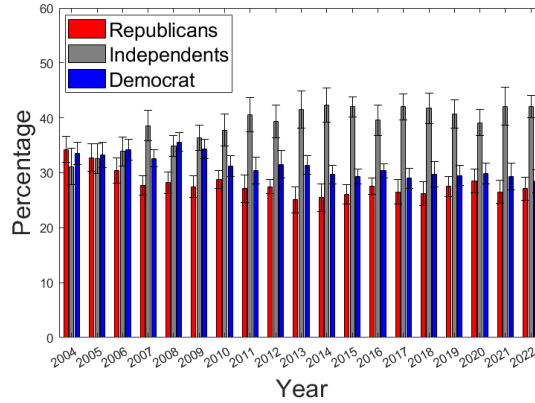


Figure 2: Distribution of political identities as reported in historical Gallup surveys [46] over the last 19 years.

### 3 Noise Audit of Machine Moderators

Figure 3 summarizes the pairwise agreement results (Cohen’s  $\kappa$ ) on the overall corpus that combines  $\mathcal{D}_{cnn}$ ,  $\mathcal{D}_{msnbc}$ , and  $\mathcal{D}_{fox}$ . Results for the individual news networks are qualitatively similar. Our results indicate that no machine moderator pair exhibits substantial agreement ( $\kappa$  score  $\geq 0.81$ ); only a handful exhibit moderate agreement ( $0.41 \leq \kappa$  score  $\leq 0.60$ ); and several pairs exhibit fair or slight or none agreement. When we quantify agreement across all machine moderators, the overall Fleiss’  $\kappa$  across  $\mathcal{D}_{cnn}$ ,  $\mathcal{D}_{fox}$ , and  $\mathcal{D}_{msnbc}$  are 0.27, 0.25, and 0.22, respectively.

We next examine the distribution of machine moderators’ aggregate verdicts on individual comments. Let  $Outcome(d, \mathcal{M})$  take a YouTube comment  $d$  and a model  $\mathcal{M}$  as input and output  $o \in \{offensive, notOffensive\}$ . We define  $offenseScore(d)$  as the number of machine moderators that mark  $d$  as offensive, i.e.,

$$offenseScore(d) = \sum_{i=1}^{i=N} \mathbb{I}(Outcome(d, \mathcal{M}_i) = offensive).$$

Figure 4 summarizes the distribution of  $offenseScore$  in our evaluation data set. We note that the plot exhibits power-law distribution. A large fraction (nearly half) of the content is not flagged by any of the MMs, whereas a minuscule proportion (0.03%) is flagged as offensive by all. The bin with  $offenseScore$  1 is particularly interesting. It indicates only one of the nine MMs marks these comments as offensive. Therefore, the moderation fate of every comment in this bin is highly volatile. If any other MM than the one that flags it is deployed, the comment will not be censored. We also observe that 10.1% of the content belongs to bin 4 and bin 5. These two bins represent the comments on which the MMs have maximal disagreement. To sum up, Figure 4 emphasizes that a large fraction of the social web represents disputed moderation zone and possibly requires human moderators’ assistance. We thus in the following sections investigate how human moderators fare when they are tasked with the difficult job of determining offense in political discourse.

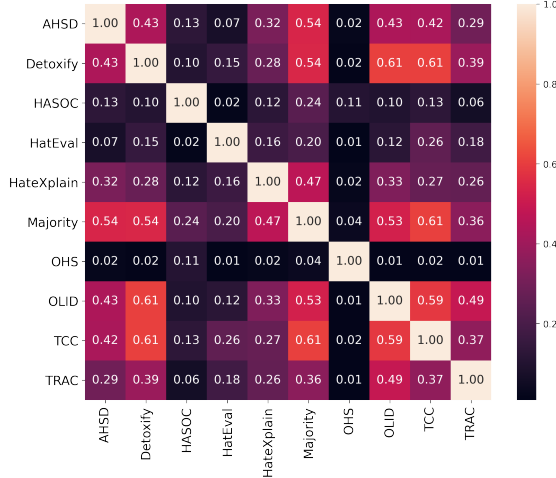


Figure 3: Agreement between machine moderators. A cell  $\langle i, j \rangle$  presents the Cohen’s  $\kappa$  agreement between machine moderators  $\mathcal{M}_i$  and  $\mathcal{M}_j$ . Majority is a machine moderator that takes the majority vote of the nine individual machine moderators.

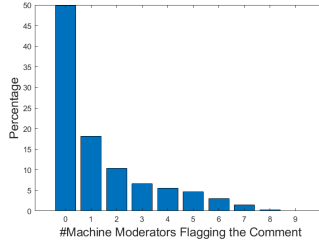


Figure 4:  $j$ -th bar represents the percentage of overall comments that are flagged by  $j$  machine moderators.

## 4 Stratified Sampling

In order to compare and contrast machine moderation and human moderation, we first construct a representative set of easy and challenging examples from the machine moderators’ perspective. For each corpus  $\mathcal{D}$ , we conduct a stratified sampling from three subsets: (1) a subset where most MMs agree that the content is not offensive (denoted by  $\mathcal{D}_{notOffensive}$ ); (2) a subset where most MMs agree the content is offensive (denoted by  $\mathcal{D}_{offensive}$ ); and (3) a subset in the twilight zone where nearly half of the models agree that the content is offensive with the other half agreeing that it is not (denoted by  $\mathcal{D}_{debated}$ ). Formally,

- $d \in \mathcal{D}_{notOffensive}$  if  $0 \leq \sum_{i=1}^{i=N} \mathbb{I}(\text{Outcome}(d, \mathcal{M}_i) = \text{offensive}) \leq 1$
- $d \in \mathcal{D}_{debated}$  if  $\left\lfloor \frac{N}{2} \right\rfloor \leq \sum_{i=1}^{i=N} \mathbb{I}(\text{Outcome}(d, \mathcal{M}_i) = \text{offensive}) \leq \left\lceil \frac{N}{2} \right\rceil$
- $d \in \mathcal{D}_{offensive}$  if  $N - 1 \leq \sum_{i=1}^{i=N} \mathbb{I}(\text{Outcome}(d, \mathcal{M}_i) = \text{offensive}) \leq N$ , where  $N$  denotes the total number of offensive speech classifiers considered (in our case,  $N = 9$ ), and  $\mathbb{I}$  is the indicator function.

We have three news outlets, three sub-corpora defined based on MM disagreement, and five time periods yielding 45 different combinations of news network, temporal bins, and MM disagreement. We weigh each of these combinations equally and sample 1,110 comments ( $\mathcal{D}_{general}$ ). In addition, we sample 600 comments with the keyword *gun* ( $\mathcal{D}_{gun}$ ) and 600 more with the keyword *abortion* ( $\mathcal{D}_{abortion}$ ) to shed light on human-machine disagreement on hot-button issues. Filtering relevant content by a single, general keyword has been previously used in computational social science literature [47, 45], and we argue that it is a high-recall approach to obtain discussions relevant to reproductive rights and gun control/rights without biasing the selection towards event-specific keywords (e.g., *Uvalde* or *Row v Wade*).



## 5 Human Moderators

### 5.1 Annotation Study Design

We design our survey instrument based on the prior studies conducted on human annotation studies on offensive and subjective content analysis [48, 49]<sup>4</sup>. We host the survey in Qualtrics, for attention and completion tracking we generated a verification code for the annotator to copy from the survey to MTurk. We release our study in batches of 30 data items in total with 10 items from each news outlet but with varying level of MM disagreements. Each batch consisted of 10 instances each from  $\mathcal{D}_{offensive}$ ,  $\mathcal{D}_{debated}$ , and  $\mathcal{D}_{notOffensive}$ . Each instance is designed to be annotated by 20 annotators MTurk. We set restrictions on MTurk to show the study to only users registered as living in the USA due to the nature of the study. We not only asked if each item was offensive to the annotator, but how someone from an opposite political identity would find it offensive. Our study was reviewed by our Institutional Review Board and was deemed as exempt.

#### 5.1.1 Pilot Study and Annotator Demographics

Since MTurk has documented liberal bias [44], we take a cautious first step and conduct a pilot study with 270 examples (nine batches) to estimate political representation. 117 unique annotators participate in this pilot. As shown in Figure 5 we observe that the annotator pool has strong Democrat bias (66% *Democrat*, 23% *Republican*, and 11% *Independent*).

Overall, we observe the following annotator demographics:

- **Political Leaning:** 66% (76) registered as *Democrats*, 23% (27) as *Republicans*, and 11% (14) as an *Independent*. See Figure 5.
- **Gender:** An equal split between female (55% *Dem*, 30% *Rep*, and 15% *Ind*) and male (40% *Dem*, 35% *Rep*, and 25% *Ind*).
- **Race:** Predominantly White or Caucasian, with limited representations from the Asian, Black or African American, and American Indians communities.

In order to ensure comparable political representation, we set restrictions for the subsequent annotation batches to have at least six annotators from each political identity (18 annotators in total). The remaining two spots are given to the annotators who first accept the jobs regardless of their political identity. We also re-run batches from our pilot study to ensure they all contain at least six annotators from each political identity.

#### 5.1.2 Final Study

In the Figure 5 shows a distribution of the annotators based on their political leaning for both the pilot and the final study. Adding the political identity based restrictions aided in building a representative dataset for this work. This was done using by adding a quota on the survey instrument. We conducted in total of 37 batches of our survey of 30 items each, following the same survey structure as the pilot study.

Demographics of the final study annotator pool;

- **Political Leaning:** 35% (267) registered as *Democrats*, 35% (266) as *Republicans*, and 30% (220) as an *Independent*. See Figure 5.
- **Gender:** 47% Female, 53% male, and one non-binary annotator.
- **Race:** Similar to the pilot study, majority of the annotators are White or Caucasian, with limited representations from the Asian, Black or African American, and American Indians communities (in line with [48]).
- **Age:** The study had annotators from all age groups above 18 years, majority of the annotators were from the age group 25-34.

We include detailed demographic analysis in our appendix.

#### 5.1.3 Annotator Compensation:

We compensate the annotator 0.1 USD for each instance. Each batch with 30 instances would thus fetch 3 USD. We allow the annotators to leave a comment on our study at the end. We did not receive any complaint that the pay was low. Rather, many annotators left comments saying that they found our study interesting.

<sup>4</sup>Anonymized version of this survey can be found on this link <https://anonymous.4open.science/r/www23-667D>

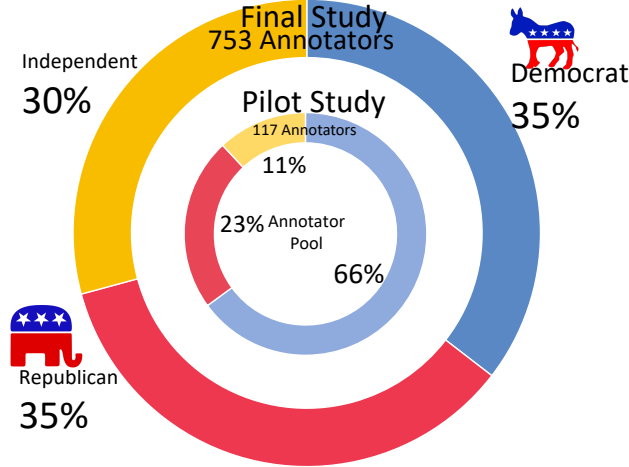


Figure 5: Distribution of the annotators based on their political leaning. Here, the color blue denotes Democrats, red denotes Republican, and yellow denotes Independents. The smaller doughnut represents our pilot study with 117 (76 *Dem*, 27 *Rep*, and 14 *Ind*) annotators and the larger doughnut represents the final study with 753 annotators (267 *Dem*, 266 *Rep*, and 220 *Ind*).

## 5.2 Human Moderators and Vicarious Offense

We now contrast machine moderators, human moderators with different political identities and their first-person and vicarious perspectives of offense. All disagreement analyses are based on aggregate majority labels from relevant moderator groups. We first analyze  $\mathcal{D}_{general}$  in depth. Contrastive findings from  $\mathcal{D}_{abortion}$  and  $\mathcal{D}_{gun}$  are summarized in Section 5.3.

**RQ1: To which political party machine moderators are most closely aligned with?** Recent reports indicate increasing scrutiny on big-tech platforms’ content moderation policies [50]. The discussions center around two diametrically opposite positions: these platforms are not doing enough, or they need to do more. On one hand, certain camps believe that web platforms censor a particular political believers unjustly more [26]. On the other hand, different groups often believe that poor platform censorship led to some of the recent political crises [51]. Table 1 examines to which political party machine moderators are most aligned with. We observe that while all three political identities have comparable agreement with machines on what is offensive, Republicans align slightly more with the machines on what is not offensive. Existing literature hypothesized that conservatives may focus more on linguistic purity than the liberals while determining toxic content [44]. We note that of all the instances in  $\mathcal{D}_{general}$  that contains the keyword *fuck*, 94% of them were marked as offensive by the Republicans whereas Democrats marked 88% of them as offensive.

Consider the following examples without any profanity; yet the Democrats marked them as *offensive* but the Republicans did not:

- *More fear-mongering. only .006% of people die of covid. Russia has no reason to lie about the death total.*
- *Diversity====Less White people, White shaming. I see everyone as Americans not by their Skin color, The real Racist say black, white, brown pride.*

It is possible that the Democrats found these examples offensive because they did not align with their liberal views.

We notice that some obfuscated profanity escaped machine moderators while human moderator groups caught them (e.g., *cocksuxxxxer*, or *3-letter company*). We also observe that humans having deeper contexts allows them to respond differently. A dismissive comment about Caitlyn Jenner, a transgender Olympic Gold Medalist, is unanimously marked by all groups of human moderators as *offensive* which the machine moderators marked as *notOffensive* (see Figure 1).

	Independents			Democrats			Republicans	
Machines	<i>notOffensive</i> <i>offensive</i>	<i>notOffensive</i> <i>offensive</i>	Machines	<i>notOffensive</i> <i>offensive</i>	<i>notOffensive</i> <i>offensive</i>	Machines	<i>notOffensive</i> <i>offensive</i>	<i>notOffensive</i> <i>offensive</i>
		8.72% 25.98%			10.09% 24.62%			11.45% 23.25%
		6.58% 58.72%			8.12% 57.17%			7.86% 57.44%
(a) Cohen’s $\kappa$ is 0.17			(b) Cohen’s $\kappa$ is 0.19			(c) Cohen’s $\kappa$ is 0.23		

Table 1: Confusion matrices between machines and humans

**RQ2: How aligned are different political identities on the perception of offense in first-person?** Table 2 summarizes the confusion matrices between human annotators of different political identities. We first observe that for any pair of





Moderators	Moderators	$\mathcal{D}_{general}$	$\mathcal{D}_{abortion}$	$\mathcal{D}_{gun}$
Machines	Republicans	0.23	0.04	0.07
Machines	Democrats	0.19	0.06	0.11
Machines	Independents	0.17	0.02	-0.02
Republicans	Democrats	0.34	0.05	-0.01
Democrats	Independents	0.43	0.03	-0.04
Independents	Republicans	0.39	0.36	-0.03
Democrats	Democrats <sup>Rep</sup>	0.38	-0.05	-0.02
Democrats	Democrats <sup>Ind</sup>	0.46	0.00	-0.03
Republicans	Republicans <sup>Dem</sup>	0.37	-0.01	0.00
Republicans	Republicans <sup>Ind</sup>	0.35	0.15	-0.03
Independents	Independents <sup>Rep</sup>	0.37	0.18	0.04
Independents	Independents <sup>Dem</sup>	0.43	-0.04	-0.04
Republicans <sup>Dem</sup>	Republicans <sup>Ind</sup>	0.49	0.01	-0.04
Democrats <sup>Ind</sup>	Democrats <sup>Rep</sup>	0.44	0.57	0.10
Independents <sup>Rep</sup>	Independents <sup>Dem</sup>	0.37	0.06	-0.05

Table 5: Disagreement across different annotation data sets.

next note that some of the moderator pairs achieved negative Cohen’s  $\kappa$  values on  $\mathcal{D}_{gun}$  even on first-person offense perspective indicating considerable disagreement [52].

The pairwise group dynamics behave differently on different issues. While Independents exhibit considerable agreement with Republicans on  $\mathcal{D}_{abortion}$ , they show little or no agreement on  $\mathcal{D}_{gun}$ . Interestingly, while neither the Republicans nor the Independents agree a lot with a Democrats on  $\mathcal{D}_{abortion}$  these two groups (Independents and Republicans) are well-aligned on what Democrats would find offensive in  $\mathcal{D}_{abortion}$ . However, once again, when we tally that with what the Democrats actually find as offensive, we see the agreement on the pairs  $\langle \text{Democrats, Democrats}^{Rep} \rangle$  and  $\langle \text{Democrats, Democrats}^{Ind} \rangle$  are substantially lower.

#### 5.4 On Censorship and Trust in Democracy

Beyond first-person and vicarious offense, we ask the annotators a range of questions on censorship and election fairness. We explicitly ask every annotator if she believes the comment should be allowed on social media. We find that of the comments individual political groups marked as offensive on  $\mathcal{D}_{general}$ , the Democrats, Republicans, and Independents believe 23%, 23%, and 17% , respectively, should not be allowed on social media. This implies that in general political discussions, Independents are more tolerant than the two political extremes on what should be allowed on social media. On  $\mathcal{D}_{gun}$ , the Republicans exhibit slightly more intolerance than Democrats and Independents and want to remove 26% of the offensive content as opposed to 23% and 14% by the Democrats, and the Independents, respectively. However, on  $\mathcal{D}_{abortion}$  the Democrats exhibit more intolerance seeking to remove 23% of the offensive content as opposed to 21% from both Independents and Republicans. We note that Independents are much more sensitive to reproductive rights than gun control/rights or general political discussions. Our study thus suggests that content moderation is a highly nuanced topic where different political groups can exhibit different levels of tolerance to offensive content depending on the issue.

*What is offensive and should this offensive post be removed from social media* can be subjective, as our study indicates. However, when we ask the annotators about fairness of the 2016 and 2020 elections, we notice a more worrisome issue: eroding trust in democracy. Figure 6 reveals that 5% and 10% of the annotators believed that the 2016 and 2020 elections were not conducted in a fair and democratic manner, respectively with Democrats doubting the fairness of 2016 election more while the Republicans doubting the 2020 election. This result sums up the deep, divergent political divide between the left and the right in the US and asks all the stakeholders – social media platforms, social web users, media, academic and industry researchers, and of course the politicians – to think about how to improve political discourse and brink back trust in democracy.

## 6 Discussions

In this paper, we analyze two under-explored aspects moderating social discussing politics: disagreement between machine moderators, and disagreement between human moderators. Our key contributions are (1) a comprehensive noise audit of machine moderators; (2) an offensive speech data set with transparent annotator details; (3) a novel framework of vicarious offense; and (4) focused analysis of moderation challenges present in dealing with sensitive social issues such as reproductive rights and gun control/rights.

Our study raises the following points to ponder upon.

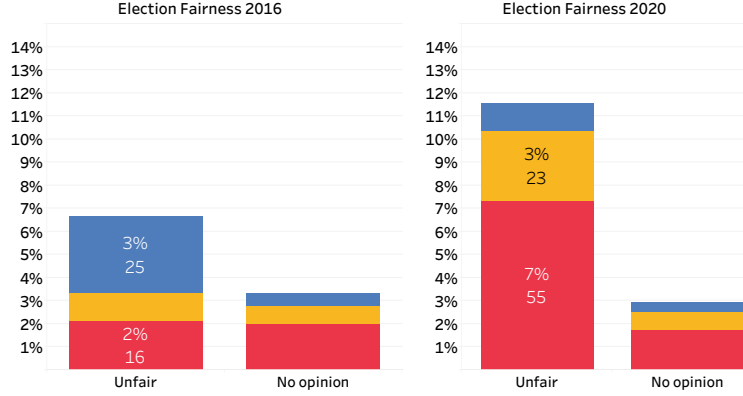


Figure 6: Distributions from annotators when the study asked, if 2016 and 2020 presidential elections were conducted in a fair and democratic manner. Percentages are computed on the entire population of annotators who participated in the study.

- **Revisiting traditional supervised learning paradigm and existence of gold standard labels:** Traditional supervised learning paradigm assumes existence of *gold standard* labels. While recent lines of work have investigated disagreement among annotators that stems from the inherent subjectivity of the task [10], our analyses of political discussions on highly sensitive issues reveal that there could be practically no agreement among annotator groups and depending on who we ask, we can end up with wildly different *gold standard* labels reminiscent of *alternative facts* [53]. Our work, in its current form, is primarily descriptive. We address the elephant in the room and quantify the challenges of offensive content moderation in political discourse both from the machine and human moderators’ perspectives. We believe our data set will open the gates for modelling ideas considering multiple vantage points and yielding more robust systems.
- **Fine-grained political identities:** Contrary to most existing work on US politics that sidesteps the issue of dealing with the political middle, our study considers the Independents thus setting the stage for exploring more nuanced political identities. For example, a human moderator can be fiscally conservative but socially liberal. Understanding both first-person and vicarious perspectives of offense considering more fine-grained political identities merit deeper exploration.
- **Issue focused analysis:** In Section 5.3, our study barely scratches the surface of issue-focused analysis. Studies show that there are political disagreement between the left and the right on several other policy issues that include immigration [54], climate change [55], racism in policing [45], to name a few. We believe our study will open the gates for follow on research expanding to more issues.
- **Style vs content:** We observed an important interplay between the style and the content of posts particularly when it comes to polarizing topics and political preference. The analysis of vicarious offense reveals that the topic and targets of a potentially offensive post (e.g. a politician, a political party, etc.) seem to be more important to human moderators than to machine moderators as automatic methods often rely on the presence of profanity to assign a post offensive. This observation is in line with data sets and annotation taxonomies that consider the target of offensive posts as the central aspect of offensive speech identification such as OLID [28], HASOC [30] and others. The new vicarious offense data set presented in this paper is a valuable resource that can be used for further analysis.
- **Beyond US politics and political polarization:** Finally, the framework of vicarious offense has a broader appeal. While we apply this to US politics, there is rising political polarization in many other countries [56, 57]. It does not also have to be always politics. The vicarious offense framework can also be used to understand religious polarization [58, 59, 60].

## 7 Ethics Statement

Our study was reviewed by our Institutional Review Board and was deemed as exempt. Our YouTube data is collected using the publicly available YouTube API. We do not collect or reveal any identifiable information about the annotators. Content moderation can be potentially gruesome and affect the mental health of the moderators [61]. We maintain a small batch size (30 YouTube comments) one-third of which is marked as *notOffensive* by almost all machine moderators to minimize the stress on annotators. In fact, many of the annotators left a comment at the end of the study indicating that they enjoyed this task. While our goal is to broaden our understanding of first-person and vicarious offence perception and has the potential to robustifying machine moderators, any content filtering system can be tweaked for malicious purposes. For instance, an inverse filter can be made that filters out *notOffensive* posts while filtering in the *offensive* ones.

## References

- [1] Thomas W Benson. Rhetoric, civility, and community: Political debate on computer bulletin boards. *Communication Quarterly*, 44(3):359–378, 1996.
- [2] Eshwar Chandrasekharan, Umashanthi Pavalanathan, Anirudh Srinivasan, Adam Glynn, Jacob Eisenstein, and Eric Gilbert. You can’t stay here: The efficacy of reddit’s 2015 ban examined through hate speech. *Proceedings of the ACM on Human-Computer Interaction*, 1(CSCW):1–22, 2017.
- [3] Valerio Basile, Cristina Bosco, Elisabetta Fersini, Nozza Debora, Viviana Patti, Francisco Manuel Rangel Pardo, Paolo Rosso, Manuela Sanguinetti, et al. Semeval-2019 task 5: Multilingual detection of hate speech against immigrants and women in twitter. In *13th International Workshop on Semantic Evaluation*, pages 54–63. Association for Computational Linguistics, 2019.
- [4] Karsten Müller and Carlo Schwarz. Fanning the Flames of Hate: Social Media and Hate Crime. *Journal of the European Economic Association*, 19(4):2131–2167, 10 2020.
- [5] Michael A Fauman. Cyber bullying: Bullying in the digital age. *American Journal of Psychiatry*, 165(6):780–781, 2008.
- [6] Sarah Perez and Brian Heater. Apple suspends Parler from App Store, 2021. TechCrunch.
- [7] Zeerak Waseem. Are you a racist or am i seeing things? annotator influence on hate speech detection on twitter. In *Proceedings of the first workshop on NLP and computational social science*, pages 138–142, 2016.
- [8] Björn Ross, Michael Rist, Guillermo Carbonell, Benjamin Cabrera, Nils Kurowsky, and Michael Wojatzki. Measuring the Reliability of Hate Speech Annotations: The Case of the European Refugee Crisis. In *Proceedings of NLP4CMC*, 2016.
- [9] Shriphani Palakodety\*, Ashiqur R. KhudaBukhsh\*, and Jaime G. Carbonell. Voice for the Voiceless: Active Sampling to Detect Comments Supporting the Rohingyas. In *The Thirty-Fourth AAAI Conference on Artificial Intelligence, AAAI*, pages 454–462, 2020.
- [10] Ellie Pavlick and Tom Kwiatkowski. Inherent disagreements in human textual inferences. *Transactions of the Association for Computational Linguistics*, 7:677–694, 2019.
- [11] Paula Fortuna, Juan Soler-Company, and Leo Wanner. How well do hate speech, toxicity, abusive and offensive language classification models generalize across datasets? *Information Processing & Management*, 58(3):102524, 2021.
- [12] Shanto Iyengar, Gaurav Sood, and Yphtach Lelkes. Affect, not ideology a social identity perspective on polarization. *Public opinion quarterly*, 76(3):405–431, 2012.
- [13] Dorottya Demszyk, Nikhil Garg, Rob Voigt, James Zou, Jesse Shapiro, Matthew Gentzkow, and Dan Jurafsky. Analyzing polarization in social media: Method and application to tweets on 21 mass shootings. In *Proceedings of NAACL-HLT 2019*, pages 2970–3005. ACL, June 2019.
- [14] Ashiqur R. KhudaBukhsh\*, Rupak Sarkar\*, Mark S. Kamlet, and Tom M. Mitchell. We Don’t Speak the Same Language: Interpreting Polarization through Machine Translation. In *Thirty-Fifth AAAI Conference on Artificial Intelligence, AAAI 2021*, pages 14893–14901. AAAI Press, 2021.
- [15] Ruyuan Wan, Jaehyung Kim, and Dongyeop Kang. Everyone’s voice matters: Quantifying annotation disagreement using demographic information. 2023.
- [16] Aymé Arango, Jorge Pérez, and Barbara Poblete. Hate speech detection is not as easy as you may think: A closer look at model validation. In *Proceedings of the 42nd international acm sigir conference on research and development in information retrieval*, pages 45–54, 2019.
- [17] Tommi Gröndahl, Luca Pajola, Mika Juuti, Mauro Conti, and N Asokan. All you need is" love" evading hate speech detection. In *Proceedings of the 11th ACM workshop on artificial intelligence and security*, pages 2–12, 2018.
- [18] Rupak Sarkar and Ashiqur R. KhudaBukhsh. Are chess discussions racist? an adversarial hate speech data set (student abstract). In *Thirty-Fifth AAAI Conference on Artificial Intelligence, AAAI 2021*, pages 15881–15882. AAAI Press, 2021.
- [19] Sayan Ghosh, Dylan K. Baker, David Jurgens, and Vinodkumar Prabhakaran. Detecting cross-geographic biases in toxicity modeling on social media. In *Proceedings of the Seventh Workshop on Noisy User-generated Text, W-NUT 2021, Online, November 11, 2021*, pages 313–328. Association for Computational Linguistics, 2021.
- [20] Daniel Kahneman, Olivier Sibony, and Cass R Sunstein. *Noise: A flaw in human judgment*. Little, Brown, 2021.

- [21] Shanto Iyengar and Sean J Westwood. Fear and loathing across party lines: New evidence on group polarization. *American Journal of Political Science*, 59(3):690–707, 2015.
- [22] Gregory A Huber and Neil Malhotra. Political homophily in social relationships: Evidence from online dating behavior. *The Journal of Politics*, 79(1):269–283, 2017.
- [23] Karen Gift and Thomas Gift. Does politics influence hiring? evidence from a randomized experiment. *Political Behavior*, 37(3):653–675, 2015.
- [24] Eli J Finkel, Christopher A Bail, Mina Cikara, Peter H Ditto, Shanto Iyengar, Samara Klar, Lilliana Mason, Mary C McGrath, Brendan Nyhan, David G Rand, et al. Political sectarianism in america. *Science*, 370(6516):533–536, 2020.
- [25] Ashiqur R. KhudaBukhsh, Rupak Sarkar, Mark S. Kamlet, and Tom M. Mitchell. Fringe news networks: Dynamics of US news viewership following the 2020 presidential election. In *WebSci '22: 14th ACM Web Science Conference 2022*, pages 269–278. ACM, 2022.
- [26] Paul M. Barrett. Musk says Twitter is biased against conservatives — facts say otherwise, 2022. The Hill.
- [27] Tharindu Ranasinghe and Marcos Zampieri. Multilingual offensive language identification with cross-lingual embeddings. In *Proceedings of the 2020 Conference on Empirical Methods in Natural Language Processing (EMNLP)*, pages 5838–5844, Online, November 2020. Association for Computational Linguistics.
- [28] Marcos Zampieri, Shervin Malmasi, Preslav Nakov, Sara Rosenthal, Noura Farra, and Ritesh Kumar. Predicting the type and target of offensive posts in social media. In *NAACL-HLT*, pages 1415–1420, June 2019.
- [29] Thomas Davidson, Dana Warmley, Michael Macy, and Ingmar Weber. Automated hate speech detection and the problem of offensive language. In *Proceedings of the 11th International AAAI Conference on Web and Social Media, ICWSM '17*, pages 512–515, 2017.
- [30] Thomas Mandl, Sandip Modha, Anand Kumar M, and Bharathi Raja Chakravarthi. Overview of the hasoc track at fire 2020: Hate speech and offensive language identification in tamil, malayalam, hindi, english and german. In *Forum for Information Retrieval Evaluation*, pages 29–32, 2020.
- [31] Binny Mathew, Punyajoy Saha, Seid Muhie Yimam, Chris Biemann, Pawan Goyal, and Animesh Mukherjee. Hatexplain: A benchmark dataset for explainable hate speech detection. In *Thirty-Fifth AAAI Conference on Artificial Intelligence, AAAI 2021, Thirty-Third Conference on Innovative Applications of Artificial Intelligence, IAAI 2021, The Eleventh Symposium on Educational Advances in Artificial Intelligence, EAAI 2021, Virtual Event, February 2-9, 2021*, pages 14867–14875. AAAI Press, 2021.
- [32] Ritesh Kumar, Atul Kr. Ojha, Shervin Malmasi, and Marcos Zampieri. Evaluating aggression identification in social media. In *Proceedings of the Second Workshop on Trolling, Aggression and Cyberbullying*, pages 1–5, Marseille, France, May 2020. European Language Resources Association (ELRA).
- [33] Jing Qian, Anna Bethke, Yinyin Liu, Elizabeth Belding, and William Yang Wang. A benchmark dataset for learning to intervene in online hate speech. In *EMNLP-IJCNLP*, pages 4755–4764, 2019.
- [34] Laura Hanu and Unitary team. Detoxify. Github. <https://github.com/unitaryai/detoxify>, 2020.
- [35] Alessandra Stanley. How MSNBC Became Fox’s Liberal Evil Twin, 2012. Online; accessed 01-September-2020.
- [36] L Brent Bozell. *Weapons of mass distortion: The coming meltdown of the liberal media*. National Review, 2004.
- [37] Homero Gil de Zúñiga, Teresa Correa, and Sebastian Valenzuela. Selective exposure to cable news and immigration in the us: The relationship between fox news, cnn, and attitudes toward mexican immigrants. *Journal of Broadcasting & Electronic Media*, 56(4):597–615, 2012.
- [38] Ki Deuk Hyun and Soo Jung Moon. Agenda setting in the partisan tv news context: Attribute agenda setting and polarized evaluation of presidential candidates among viewers of nbc, cnn, and fox news. *Journalism & Mass Communication Quarterly*, 93(3):509–529, 2016.
- [39] Thomas Davidson, Debasmitta Bhattacharya, and Ingmar Weber. Racial bias in hate speech and abusive language detection datasets. In *Proceedings of the Third Workshop on Abusive Language Online*, pages 25–35, 2019.
- [40] Gloria Cowan, Miriam Resendez, Elizabeth Marshall, and Ryan Quist. Hate speech and constitutional protection: Priming values of equality and freedom. *Journal of Social Issues*, 58(2):247–263, 2002.
- [41] Michael I Norton and Samuel R Sommers. Whites see racism as a zero-sum game that they are now losing. *Perspectives on Psychological science*, 6(3):215–218, 2011.
- [42] Evelyn R Carter and Mary C Murphy. Group-based differences in perceptions of racism: What counts, to whom, and why? *Social and personality psychology compass*, 9(6):269–280, 2015.

- [43] Vinodkumar Prabhakaran, Aida Mostafazadeh Davani, and Mark Diaz. On releasing annotator-level labels and information in datasets. In *Proceedings of the Joint 15th Linguistic Annotation Workshop (LAW) and 3rd Designing Meaning Representations (DMR) Workshop*, pages 133–138. Association for Computational Linguistics, November 2021.
- [44] Maarten Sap, Swabha Swayamdipta, Laura Vianna, Xuhui Zhou, Yejin Choi, and Noah A. Smith. Annotators with attitudes: How annotator beliefs and identities bias toxic language detection. In *Proceedings of the 2022 Conference of the North American Chapter of the Association for Computational Linguistics: Human Language Technologies*, pages 5884–5906. Association for Computational Linguistics, 2022.
- [45] Sujan Dutta, Beibei Li, Daniel S. Nagin, and Ashiqur R. KhudaBukhsh. A murder and protests, the capitol riot, and the chauvin trial: Estimating disparate news media stance. In *Proceedings of the Thirty-First International Joint Conference on Artificial Intelligence, IJCAI-22*, pages 5059–5065, 2022. AI for Good.
- [46] Gallup. Party Affiliation, 2022. Gallup.
- [47] Andrew Halterman, Katherine A. Keith, Sheikh Muhammad Sarwar, and Brendan O’Connor. Corpus-level evaluation for event QA: the indiapoliceevents corpus covering the 2002 gujarat violence. In *ACL/IJCNLP 2021, Findings of ACL*, pages 4240–4253, 2021.
- [48] Maarten Sap, Saadia Gabriel, Lianhui Qin, Dan Jurafsky, Noah A. Smith, and Yejin Choi. Social bias frames: Reasoning about social and power implications of language. In Dan Jurafsky, Joyce Chai, Natalie Schluter, and Joel R. Tetreault, editors, *Proceedings of the 58th Annual Meeting of the Association for Computational Linguistics, ACL 2020, Online, July 5-10, 2020*, pages 5477–5490. Association for Computational Linguistics, 2020.
- [49] Deepak Kumar, Patrick Gage Kelley, Sunny Consolvo, Joshua Mason, Elie Bursztein, Zakir Durumeric, Kurt Thomas, and Michael Bailey. Designing Toxic Content Classification for a Diversity of Perspectives. *arXiv:2106.04511 [cs]*, June 2021. arXiv: 2106.04511.
- [50] Evelyn Douek. More Content Moderation Is Not Always Better, 2021. WIRED.
- [51] Igor Derysh. Despite Parler backlash, Facebook played huge role in fueling Capitol riot, watchdogs say, 2021. Salon.
- [52] Mary L McHugh. Interrater reliability: the kappa statistic. *Biochemia medica*, 22(3):276–282, 2012.
- [53] Alexandra Jaffe. Kellyanne Conway: WH Spokesman Gave ‘Alternative Facts’ on Inauguration Crowd, 2017. NBC News.
- [54] Dallas Card, Serina Chang, Chris Becker, Julia Mendelsohn, Rob Voigt, Leah Boustan, Ran Abramitzky, and Dan Jurafsky. Computational analysis of 140 years of us political speeches reveals more positive but increasingly polarized framing of immigration. *Proceedings of the National Academy of Sciences*, 119(31):e2120510119, 2022.
- [55] Dana R Fisher, Joseph Waggle, and Philip Leifeld. Where does political polarization come from? locating polarization within the us climate change debate. *American Behavioral Scientist*, 57(1):70–92, 2013.
- [56] Anatoliy Gruzd and Jeffrey Roy. Investigating political polarization on twitter: A canadian perspective. *Policy & internet*, 6(1):28–45, 2014.
- [57] Bruno Castanho Silva. Populist radical right parties and mass polarization in the netherlands. *European Political Science Review*, 10(2):219–244, 2018.
- [58] Shriphani Palakodety\*, Ashiqur R. KhudaBukhsh\*, and Jaime G. Carbonell. Mining insights from large-scale corpora using fine-tuned language models. In *ECAI 2020 - 24th European Conference on Artificial Intelligence*, pages 1890–1897, 2020.
- [59] Mohit Chandra, Manvith Reddy, Shradha Sehgal, Saurabh Gupta, Arun Balaji Buduru, and Ponnurangam Kumaraguru. "a virus has no religion": Analyzing islamophobia on twitter during the covid-19 outbreak. In *Proceedings of the 32nd ACM Conference on Hypertext and Social Media*, pages 67–77, 2021.
- [60] Punyajoy Saha, Binny Mathew, Kiran Garimella, and Animesh Mukherjee. “short is the road that leads from fear to hate”: Fear speech in indian whatsapp groups. In *Proceedings of the Web Conference 2021*, pages 1110–1121, 2021.
- [61] Olivia Solon. Facebook is hiring moderators. But is the job too gruesome to handle?, 2017. The Guardian.



## 8 Appendix

### 8.1 Human-Machine Disagreement in $\mathcal{D}_{abortion}$

Table 6 lists few instances that machine moderators marked as *notOffensive* however, human moderators belonging to specific political identities marked them as offensive. Table 7 lists few instances that machine moderators marked as *offensive* however, human moderators belonging to specific political identities marked them as *notOffensive*.

Machine moderators: <i>notOffensive</i>   Human Moderators: <i>offensive</i>
So a woman wants an abortion, and SHE happens to have an airplane ticket that SHE got. The airline company can be sued?
Maybe read the U.S. Constitution. Abortion is not in it, unlike the 2nd Amendment. Please stop showing planned parenthood ads. I don't agree with abortion.
republicans are so far right that facts don't matter anymore. it is political theater. 0 dollars of Federal money has been spent on abortion. the war is on abortions. other people trying to dictate how other people should live their lives.

Table 6: Illustrative examples highlighting disagreement between machine moderators and human moderators on  $\mathcal{D}_{abortion}$ . The blue, yellow, and the red cells consider Democrats, Independents, and Republicans human moderators, respectively

Machine moderators: <i>offensive</i>   Human Moderators: <i>notOffensive</i>
Republicants n Evangelicunts are a scourge to JesusBabies snatched from the parents is worse then abortion u shameless bastards
President Pussygrabber is a Star. We can allow him to murder a woman having an abortion on 5th Avenue and
Dickbag trump is horrible for our country. He is a lying con man who have Americas dumbest supporters
its ALL Bidens fault with his open borders!!! TRUMP WAS WAY BETTER THAN THIS IDIOT
YOU STUPID DEMS NEED TO LOOK AT WHATS HAPPENING TO EUROPE
This really stinks. The democraps really schitf their pants now!!!

Table 7: Illustrative examples highlighting disagreement between machine moderators and human moderators on  $\mathcal{D}_{general}$ . The blue and red cells consider Democrats and Republicans human moderators, respectively

### 8.2 Dataset Details

Figure 7 demonstrates that our data set has sparse user engagement via comments between 2014 and 2018.

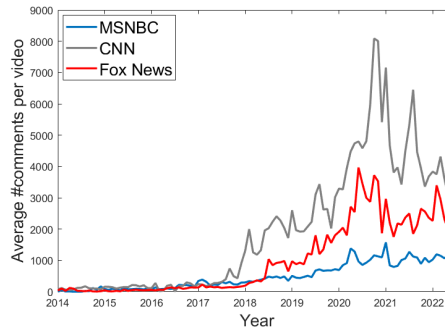


Figure 7: Temporal trend showing number of comments made about news videos on three news networks' official YouTube channels over time.

### 8.3 Annotator Demographics

The overall annotator demographics are described in Figure 8.

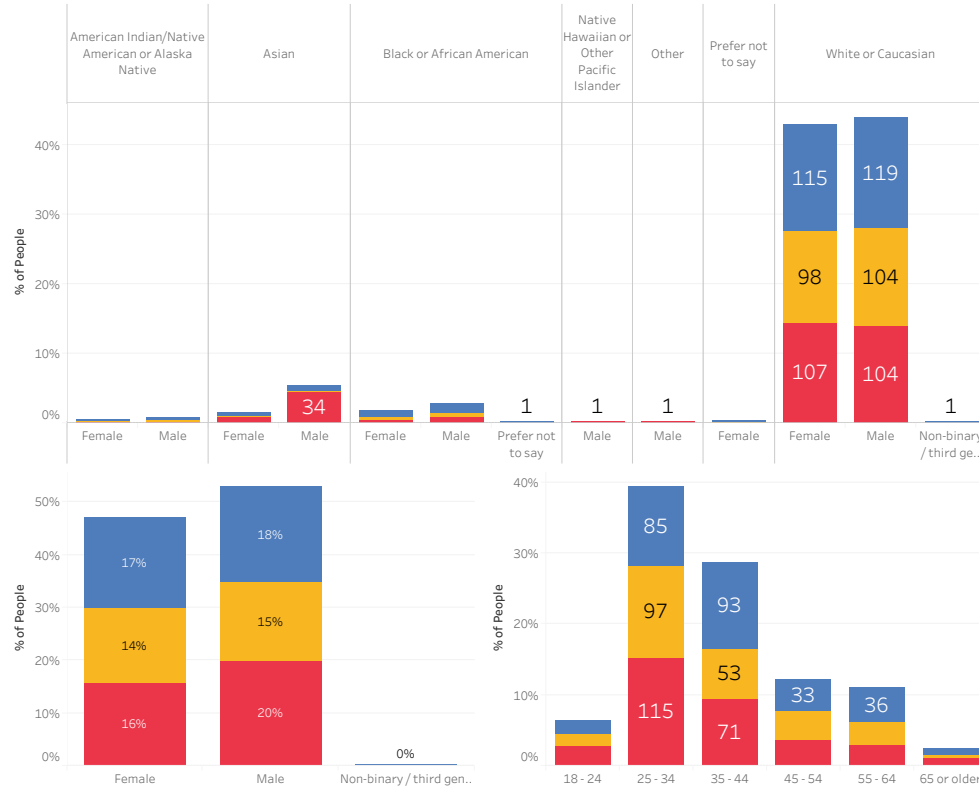


Figure 8: Overall demographic distribution of the annotator pool. The colors denote the political identities.

### 8.4 Wordclouds

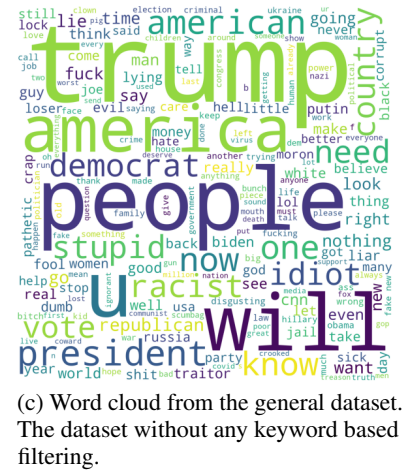
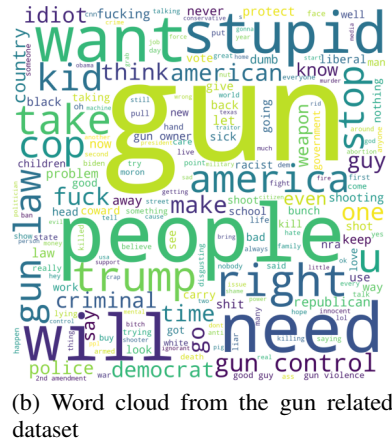
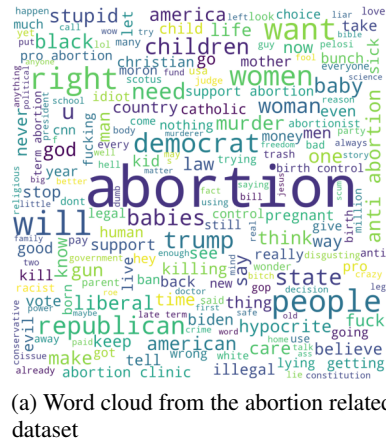


Figure 9: Word clouds generated from the three datasets used for human annotation study.