

# EvoX: A Distributed GPU-accelerated Library towards Scalable Evolutionary Computation

Beichen Huang, Ran Cheng, Yaochu Jin, *Fellow, IEEE*, and Kay Chen Tan, *Fellow, IEEE*

**Abstract**—During the past decades, evolutionary computation (EC) has demonstrated promising potential in solving various complex optimization problems of relatively small scales. Nowadays, however, ongoing developments in modern science and engineering are bringing increasingly grave challenges to the conventional EC paradigm in terms of scalability. As problem scales increase, on the one hand, the encoding spaces (i.e., dimensions of the decision vectors) are intrinsically larger; on the other hand, EC algorithms often require growing numbers of function evaluations (and probably larger population sizes as well) to work properly. To meet such emerging challenges, not only does it require delicate algorithm designs, but more importantly, a high-performance computing framework is indispensable. Hence, we develop a distributed GPU-accelerated algorithm library — EvoX. First, we propose a generalized workflow for implementing general EC algorithms. Second, we design a scalable computing framework for running EC algorithms on distributed GPU devices. Third, we provide user-friendly interfaces to both researchers and practitioners for benchmark studies as well as extended real-world applications. To comprehensively assess the performance of EvoX, we conduct a series of experiments, including: (i) scalability test via numerical optimization benchmarks with problem dimensions/population sizes up to millions; (ii) acceleration test via a neuroevolution task with multiple GPU nodes; (iii) extensibility demonstration via the application to reinforcement learning tasks on the OpenAI Gym. The code of EvoX is available at <https://github.com/EMI-Group/EvoX>.

**Index Terms**—Scalable evolutionary computation, algorithm library, GPU computing, distributed computing, neuroevolution.

## I. INTRODUCTION

WITH the development of modern science and engineering, various emerging optimization problems are posing stiff challenges to the optimization algorithms. Despite that evolutionary computation (EC) has been shown to be a promising tool for solving complex optimization problems of relatively small scales, it has come to a consensus that the conventional EC paradigm suffers from the curse of dimensionality [1], [2] - the phenomenon that the search space of a problem grows exponentially with the number of dimensions. Since EC algorithms often rely on random search/sampling to find solutions, the very large number of possible solutions can make it difficult for EC algorithms to explore the space effectively in high-dimensional complex search spaces. Additionally, the computational complexities of EC algorithms may also grow with the number of dimensions, making them slow and impractical for large-scale optimization problems [3].

To improve the scalability of EC algorithms, researchers have made persistent efforts during the past decade [4]–[6]. In the early days, most efforts were mainly dedicated to

making improvements from the methodology point of view, by proposing tailored algorithm frameworks/operators. For example, the cooperative coevolution (CC) [7]–[9] is among the popular frameworks tailored for improving the scalability of EC algorithms. In the CC framework, a problem is divided into a collection of lower-dimensional subproblems. Each subproblem is optimized individually and its population of candidate solutions is coevolved with the other subproblems in a round-robin fashion; then, representative solutions from each subproblem are combined to form a context vector, which is used to evaluate the overall solution; finally, the context vector is updated iteratively and serves as the context for cooperation between the subproblems. Some other researchers proposed various tailored operators with better scalability, including variants of the differential evolution (DE) [10]–[12], the particle swarm optimization (PSO) [13]–[16], as well as the estimation of distribution algorithms (EDAs) [17]–[20], among many others.

Undoubtedly, algorithmic innovations can improve the scalability of EC algorithms. Nowadays, however, when considering the performance of an algorithm, it is also important to take into consideration the essential roles of modern computing architectures/devices [21]. As the most indicative example, the rapid development of modern deep learning algorithms can be attributed, in part, to the advancement of GPUs for training and running deep neural networks more efficiently. Inherently, the population-based nature of EC algorithms also makes it possible to potentially parallelize the computing process. There have been some attempts that aim to improve the scalability of EC algorithms through GPU computing or distributed computing: a parallelized version of DE was proposed to use GPU computing and can handle continuous problems with up to 1000 dimensions [22]; a parallel version of the compact genetic algorithm for CPU/GPU architectures was proposed and tested on OneMax and noisy OneMax with up to one billion variables [23]; an improved GPU-based model for MA-SW-Chain was proposed and tested on a scaled version of the CEC’2013 large-scale benchmarking suite on functions with up to 100 million decision variables [24]. Despite a few individual works along this line, there has not yet been a systematic research effort in the EC field similar to what has been seen in the deep learning area.

The literature has already demonstrated the potential for EC algorithms to improve scalability, whether through algorithmic innovations or hardware acceleration. However, there is still much room for improvement and further research, especially in terms of developing more efficient and effective algorithms by utilizing modern computing architectures and devices to

their full potential. Additionally, it would be beneficial to investigate the potential applications of EC in various domains and industries. Nonetheless, there are three main issues that are currently hindering the further development of scalable EC.

❶ **Workflow:** In a typical EC workflow, the main components (i.e., crossover/mutation, fitness evaluation, selection) are executed sequentially in a main loop. While this structure is organized and cohesive, it is not compatible with asynchronous computing methods such as GPU computing or distributed computing, making it challenging to implement or modify algorithms for improved flexibility and concurrency.

❷ **Computational Cost:** The main source of computational cost in EC algorithms is the fitness evaluations needed for population-based stochastic search. From a statistical perspective, it is often necessary to increase the number of samples (i.e., fitness evaluations) exponentially as the dimension of the search space grows linearly in order to accurately approximate a target distribution.

❸ **Running Environment:** While most EC algorithms were initially developed for solving pure numerical optimization problems and do not have specific requirements for the running environment, the running environments for large-scale optimization tasks are often specific to the task at hand. For example, neuroevolution tasks are often closely tied to deep learning scenarios, which require running environments with software/hardware.

To push the boundary of EC towards better scalability and wider applicability by addressing the aforementioned issues, we develop a distributed GPU-accelerated algorithm library – *EvoX*. In summary, the main contributions are:

- We propose a generalized EC workflow. On the one hand, it fully decouples the implementation of algorithms, problems, user-friendly monitors, and possible population decoders or fitness transformers, bringing more flexibility and generality to EC than before. On the other hand, complete modularization makes it possible for both researchers and practitioners to easily parallelize EC algorithms via high-performance computing frameworks.
- We develop a scalable computing framework for running EC algorithms on distributed GPUs. Based on the proposed generalized EC workflow, a powerful distributed GPU acceleration library *EvoX* is developed. First, *EvoX* supports ready-to-use GPU computing acceleration, such that users can easily run EC algorithms on GPU(s) without any additional engineering work. Second, *EvoX* supports ready-to-use distributed computing framework, such that users can easily deploy EC algorithms on distributed machines at hand.
- We provide a user-friendly interface for both numerical benchmark tests and other challenging problems in real-world applications. First, *EvoX* provides a generalized *Problem* module to fully support running EC algorithms for challenging data-related tasks (e.g. neuroevolution) via GPU computing. Second, *EvoX* provides a tailored interface to provide seamless connections to complex environments (e.g. those in reinforcement learning) on top of a high-performance distributed computing framework.

The remainder of this paper will be organized as follows.

Section II provides the necessary background information. Section III presents a generalized EC workflow. Section IV and Section V describe the design and contents of *EvoX*, respectively. Section VI contains the experiments conducted on *EvoX*. Finally, Section VII concludes the paper and discusses our future work.

## II. BACKGROUND AND RELATED WORK

In this section, we first briefly overview some representative EC libraries; then we provide background knowledge of neuroevolution, evolutionary reinforcement learning; finally, we introduce the related techniques of GPU computing and distributed computing.

### A. EC libraries in Python

In the EC field, the Python programming language has emerged as a popular choice for implementing EC algorithms. This is due in part to the availability of powerful and easy-to-use EC libraries, such as DEAP (Distributed Evolutionary Algorithms in Python) [25], PyGAD (Python Genetic Algorithms and Differential Evolution Framework) [26], Pymoo (Python Multi-Objective Optimization) [27], and Pagmo (Parallel Global Multiobjective Optimizer) [28]. In this subsection, we will review the features and capabilities of these libraries.

DEAP is a long-standing and feature-rich framework for implementing evolutionary algorithms in Python. It offers support for a wide range of EC algorithms, including both single and multiple objective algorithms. DEAP also includes a broad range of built-in benchmark problems, making it easy to evaluate the performance of EC algorithms. DEAP is well-suited for rapid prototyping and testing of ideas and is a popular choice among researchers in the field of EC. Another prominent feature of DEAP is its support for parallelization. DEAP allows evaluations to be easily parallelized, making it possible to run them on multiple cores or even across multiple machines through *scoop* [29].

PyGAD is a library for implementing genetic algorithms in Python. It offers different types of crossover, mutation, and parent selection operators for implementing genetic algorithms. What makes PyGAD unique is its focus on machine learning tasks. PyGAD includes features and tools specifically designed for training artificial neural networks, making it a good choice for applying evolutionary computation (EC) in machine learning.

Pymoo is a library that focuses on multi-objective optimization algorithms in Python. Its main strength lies in its comprehensive support for multi-objective optimization. Pymoo includes a wide range of benchmark problems and state-of-the-art multi-objective algorithms. Pymoo also includes many operators suitable for multi-objective algorithms, allowing users to easily customize the algorithms. Furthermore, Pymoo has a set of powerful and flexible features related to multi-objective optimization, such as visualization and decision-making. All these features building towards multi-objective optimization make Pymoo a suitable tool for the task.

Pagmo is a C++ library for massively parallel optimization, with a Python binding called *Pygmo*. It is built around the

TABLE I: Summarized main features of EC libraries

Name	System		Algorithms		Problems		
	GPU Computing	Distributed Computing	Single-objective Algorithms	Multi-objective Algorithms	Numerical Benchmarks	Neuroevolution Tasks	Reinforcement Learning Tasks
DEAP		✓	✓	✓	✓		
PyGAD			✓		✓	✓	
pymoo			✓	✓	✓		
pagmo			✓	✓	✓		
EvoX	✓	✓	✓	✓	✓	✓	✓

generalized island model [30], which allows coarse-grained parallelization. It offers a variety of algorithms, benchmark problems, and migration policies, making it easy for users to implement parallelized algorithms. Additionally, it supports batch fitness evaluation, enabling users to perform parallel fitness evaluations using their own methods.

Despite the attractive features introduced above, these existing libraries have a common deficiency: the lack of scalability. Potentially, both GPU computing and distributed computing are powerful tools for improving the scalability of EC, particularly in scenarios involving large amounts of data or complex calculations. However, none of these existing libraries supports GPU computing, while the support for distributed computing is either missing or inefficient. As a result, the lack of support for GPU computing or distributed computing in these libraries has largely limited their performance and applicability for certain types of optimization problems. Besides, the extensibility of these libraries towards more complex problems is also very limited, making it difficult for EC practitioners to get involved. In detail, the key features of these libraries in comparison with `EvoX` are summarized in Table I.

### B. Neuroevolution

Neuroevolution is a field focusing on using evolutionary computation (EC) algorithms to optimize artificial neural networks (ANNs). It has a long history of development and is facing some emerging challenges and opportunities [31].

In the field of neuroevolution, the use of EC algorithms for optimizing ANNs has gained significant attention due to its potential advantages over traditional gradient-based methods. Since EC algorithms can explore a much larger search space than gradient-based methods, they have better potential for discovering more diverse and novel solutions. Broadly speaking, neuroevolution is able to evolve various aspects of neural networks, such as the building blocks, architectures, weights, and even the training rules.

Although neuroevolution was initially considered an alternative to backpropagation for optimizing the weights of small and fixed-topology ANNs, some attempts quickly turned to evolving network architectures as well [32]–[34]. With the booming development of deep learning, researchers are now paying increasing attention to the automatic design of deep neural networks (DNNs) via neuroevolution - the evolutionary neural architecture search (ENAS) [35] - which is particularly useful when facing complex scenarios involving multiple objectives to be optimized simultaneously (e.g. hardware-aware deployment of DNNs [36]).

Despite the biologically plausible and technically attractive characteristics of neuroevolution, one of the main limitations is the computational complexity, which is particularly challenging when dealing with DNNs [37]. Intuitively, one way to improve the scalability of neuroevolution algorithms is to make full use of the computing power of GPUs and distributed computing systems, such that different candidate solutions (i.e. networks) in the population can be evaluated (i.e. trained) simultaneously. This would allow for more efficient and faster training of ANNs.

### C. Evolutionary Reinforcement Learning

Reinforcement learning (RL) is a powerful and widely-studied framework for learning and decision-making in complex, dynamic environments. At its core, RL is concerned with how an agent should act to maximize a reward signal over time. This requires the agent to learn a policy, or a mapping from states to actions, that will allow it to take actions that lead to the most reward from the environment. The environment is typically modeled as a Markov decision process (MDP), consisting of:

- set of states  $\mathcal{S}$  with an initial state distribution  $P(s_0)$ ,
- set of possible actions  $\mathcal{A}$ ,
- reward function  $\mathcal{R} : \mathcal{S} \times \mathcal{A} \rightarrow \mathbb{R}$ ,
- transition function  $\mathcal{T} : \mathcal{S} \times \mathcal{A} \rightarrow P(\mathcal{S})$ ,
- discount factor  $\gamma \in [0, 1]$ .

At each time step  $t$ , the agent can choose an action  $a_t \in \mathcal{A}$  based on the current state  $s_t$  and a policy  $\pi : \mathcal{S} \rightarrow P(\mathcal{A})$ . The objective is to find the optimal policy  $\pi^*$  that maximizes the expected reward:

$$\pi^* = \operatorname{argmax}_{\pi} \mathbb{E}_{P(s_0), \pi, \mathcal{T}} \left[ \sum_{t=0}^{T-1} \gamma^t r_t \right], \quad (1)$$

where  $T$  is length of the episode,  $a_t \sim \pi(s_t)$ ,  $s_{t+1} \sim \mathcal{T}(\cdot | s_t, a_t)$ , and  $r_t = \mathcal{R}(s_t, a_t)$ .

Evolutionary Reinforcement Learning (EvoRL) [38] specifically focuses on using EC algorithms to deal with various challenging optimization problems in RL, such as hyperparameter optimization [39], policy search [40], reward shaping [41], exploration [42], among many others [43]. One of the key advantages of EvoRL is that it can explore a much larger search space than gradient-based RL methods such as Q-learning. This allows for the discovery of a wider range of potential policies, which can lead to better performance in terms of reward and other metrics.

In recent years, as tasks and environments have become increasingly complex, scalability has become a major bottleneck for EvoRL. On the one hand, due to its population-based nature, EvoRL can be computationally intensive, making it difficult to apply in real-time or real-world situations. On the other hand, the large number of parameters in the policy models can cause a severe curse of dimensionality for the EC algorithm when applied to RL tasks. To address these challenges, researchers have proposed a number of methods to improve the scalability of EvoRL. These methods include using parallel computing to distribute the computational workload across multiple machines or processors [44], [45], as well as using more efficient algorithms and strategies for evolving the population [46], [47]. However, the development of EvoRL is still in its infancy, and there is a lack of a high-performance EC library with a user-friendly interface for solving RL tasks.

#### D. JAX for GPU Computing

GPU computing is a technology that utilizes GPUs to conduct general-purpose computing instead of CPUs. A GPU usually consists of tens or hundreds of thousands of cores, which is thousands of times more than a typical CPU. To match the computational capabilities of GPUs, their memories are often way faster in terms of bandwidth compared to CPU memories. Moreover, to provide fast synchronization between different cores, GPUs usually have much larger and faster shared caches compared to CPUs. These properties make it possible to process data on GPUs with higher parallelization than CPUs.

In the past decade, GPU computing has been one of the driving forces of deep learning. Libraries like PyTorch [48] have introduced the ability to utilize GPUs. Nonetheless, few works have been dedicated to accelerating EC algorithms via GPU computing. Since EC algorithms usually involve a chain of computationally cheap operations, they are often constrained by memory bandwidth more than computing power. Hence, the decrease in the number of memory accesses can drastically improve their performance when parallelized on GPUs.

Recently, the JAX has been released as a library offering a NumPy-like API for GPU-accelerated numeral calculations [49]. With just-in-time compilation features, JAX can run on multiple hardware backends including both CPU and GPU by optimizing the Python functions. The optimization in the compilation provides automatic fusing of small operators, thus substantially helping to save memory bandwidth. Such features of JAX are particularly beneficial for the parallelization of EC algorithms. It is noteworthy to mention that several pioneering initiatives have already been undertaken to enhance the performance of specific EC algorithms through the utilization of JAX. Two representative examples are the EvoJAX library [50] and the evosax library [51], which have been developed to accelerate evolution strategies and are predominantly applied to neuroevolution tasks.

#### E. Ray for Distributed Computing

Distributed computing allows for the collective power of multiple computers to be harnessed in order to solve complex

problems that would be difficult or impossible to solve using a single computer. Since computers coordinate with each other by passing messages through the network, the communication cost in a distributed system usually has a huge impact on the overall scalability. In a distributed system, each computer (or node) has its own local memory that cannot be accessed by other computers. To solve a problem collaboratively, computers need to communicate with each other by message passing through the network.

Ray is a popular framework for distributed computing in Python and has been shown to be well-suited for applications in machine learning and other scientific computing tasks [52]. As a user-friendly framework, Ray provides both actor-parallel and task-parallel programming abstraction, and the communication between actors and tasks will be handled automatically. One of the key features of Ray is its distributed scheduler, which is composed of both a global scheduler and per-node local schedulers. This design allows Ray to efficiently schedule tasks to run on the appropriate node, both locally and across the distributed system, providing improved scalability. With its scheduler, users can specify resource requirements for actors and tasks, and Ray will automatically place them on nodes with adequate resources. Such features will allow us to easily scale the EC algorithms across multiple machines.

#### F. Remarks

EC has been shown to have promising potential in tackling complex tasks such as those found in neuroevolution and EvoRL. However, the lack of support for computing acceleration in existing EC libraries presents a challenge to further development in more advanced EC algorithms. To address this limitation, we have initiated the development of `EvoX`, a new library that improves the scalability of EC algorithms by leveraging the strengths of recently-developed high-performance computing tools: JAX and Ray.

On the one hand, JAX is well-suited for GPU computing of EC algorithms due to its use of just-in-time compilation and support of CPU/GPU backends, which fuses operations and minimizes memory accesses during acceleration. On the other hand, Ray is a distributed framework that allows for the scheduling of computations across multiple machines and CPU/GPU resources. By combining the capabilities of both, `EvoX` is able to improve the scalability of EC and extend the applications towards larger and more complex problems.

### III. GENERALIZED EC WORKFLOW

Generally, distributed GPU acceleration of EC workflow may face two main issues: on the one hand, each component in an EC workflow may have its own way of parallelization; on the other hand, different components in an EC workflow must be synchronized in the distributed system. To address such issues, we propose a generalized EC workflow on top of an *ask-and-tell* interface, which considers an EC workflow as an agent (i.e. an EC algorithm) which iteratively transitions through the `states` by performing `ask` and `tell` actions for problem-solving.

TABLE II: Summary of notations

Notation	Description
$t$	The generation counter
$\mathcal{A}_\theta$	The algorithm parameterized by $\theta$
$\mathcal{P}_\mathcal{D}$	The problem parameterized by $\mathcal{D}$
$S_t^{\mathcal{A}_\theta}$	The state of $\mathcal{A}_\theta$ at generation $t$
$S_t^{\mathcal{P}_\mathcal{D}}$	The state of $\mathcal{P}_\mathcal{D}$ at generation $t$
$f$	The fitness function
$h$	The decoder
$g^{\text{ask}}$	The ask method of the algorithm, used to give out candidate solutions.
$g^{\text{tell}}$	The tell method of the algorithm, used to update the state based on the fitness.
$\mathbf{X}_t$	The candidate solutions at generation $t$
$\mathbf{y}_t$	The fitness values at generation $t$

Specifically, given  $\theta$  and  $\mathcal{D}$  are the hyperparameters for defining the problem and the algorithm respectively, the algorithm can be characterized by  $\mathcal{A}_\theta = \langle \theta, g^{\text{ask}}, g^{\text{tell}} \rangle$ , problem  $\mathcal{P}_\mathcal{D} = \langle \mathcal{D}, f \rangle$ , where  $g^{\text{ask}}$  and  $g^{\text{tell}}$  are ask and tell actions for generating a new population and updating the algorithm state. A simple iteration on generation  $t$  is:

$$\mathbf{X}_t, S_{t+1}^{\mathcal{A}_\theta} = g_\theta^{\text{ask}}(S_t^{\mathcal{A}_\theta}), \quad (2)$$

$$\mathbf{y}_t, S_{t+1}^{\mathcal{P}_\mathcal{D}} = f_\mathcal{D}(S_t^{\mathcal{P}_\mathcal{D}}, h(\mathbf{X}_t)), \quad (3)$$

$$S_{t+1}^{\mathcal{A}_\theta} = g_\theta^{\text{tell}}(S_{t+1}^{\mathcal{A}_\theta}, \mathbf{y}_t), \quad (4)$$

where  $\mathbf{X}_t, \mathbf{y}_t$  denote the population of candidate solutions and the corresponding fitness values at generation respectively;  $S^{\mathcal{A}_\theta}, S^{\mathcal{P}_\mathcal{D}}$  are the state of the algorithm and problem respectively;  $h$  is the optional decoder function. A summary of notations is given in II.

Based on the formulation above, EvoX can fully decouple algorithms and problems and leaves more flexibility to the workflow. On one hand, neither  $g^{\text{ask}}$  nor  $g^{\text{tell}}$  calls  $f$  internally. On the other hand,  $f$  is ignorant of the implementation of algorithm functions  $g^{\text{ask}}$  and  $g^{\text{tell}}$ , such that the user can easily change the problem to a validation/test phase by simple settings. The generalized workflow also allows each component to work with its own way of parallelization. Moreover, since  $S^{\mathcal{A}_\theta}$  and  $S^{\mathcal{P}_\mathcal{D}}$  can capture the randomness by explicitly storing the pseudo-random number generator key inside, the states can be easily synchronized when running EC algorithms in a distributed systems.

Most importantly, the proposed generalized EC workflow strictly follows the paradigm of *functional programming*, which is intrinsically compatible with JAX-based implementations.

#### IV. ENGINEERING DESIGNS

On the basis of the generalized EC workflow as formulated above, this section will further introduce the detailed engineering designs of EvoX.

##### A. Main Pipeline

In GPU computing, *tensor* is the essential data structure for GPU acceleration. Hence, in EvoX, we view the pipeline of running an EC algorithm for problem-solving as an iterative procedure of processing the tensor of a population.

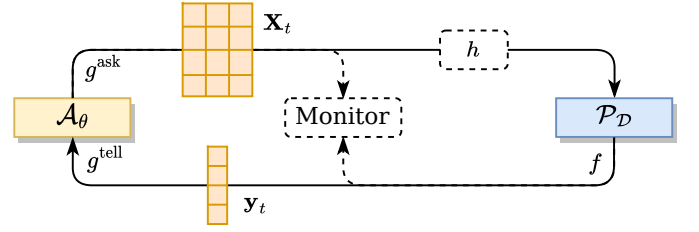


Fig. 1: One iteration of the standard pipeline. It starts with  $g^{\text{ask}}$ , which gives a tensor  $\mathbf{X}_t$ , representing the candidate population. Then  $\mathbf{X}_t$  is optionally sent to the decoder  $h$  and then passed to  $f$  to evaluate its fitness  $\mathbf{y}_t$ . Finally,  $\mathbf{y}_t$  is passed to  $g^{\text{tell}}$ , where the algorithm can utilize this information and update its state. Throughout this iteration, one can optionally choose to monitor certain values such as  $\mathbf{X}_t$  and  $\mathbf{y}_t$ .

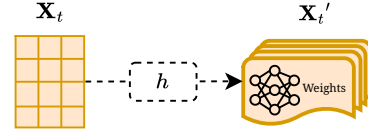


Fig. 2: An illustration on how decoder can be used in neuroevolution tasks. Here decoder decodes  $\mathbf{X}_t$  into  $\mathbf{X}_t'$ , which represents a set of weights for neural networks.

As shown in Fig. 1, generally, the Pipeline passes the tensor of population  $\mathbf{X}_t$  (as well as the corresponding fitness values  $\mathbf{y}_t$ ) through the Algorithm module and Problem module, with the support of optional modules of Monitor and Decoder.

The Decoder module is designed to transform the population  $\mathbf{X}_t$  encoded by an EC algorithm into decision vectors in the original problem space. For example, when training an ANN, the weights are typically represented by a set of tensors, one for each layer. However, EC algorithms often output a single, tightly packed tensor as the population. In this case, the Decoder can be used to decode the tightly packed tensor  $\mathbf{X}_t$  into a set of tensors representing the weights of an ANN, as shown in Figure 2.

It is important to note that the Decoder is an optional module, as it is not necessary for plain numerical optimization where  $\mathbf{X}_t$  is already defined in the original problem space.

The Monitor is designed for observing intermediate results in each iteration via visualization tools. For example, the users may observe the population  $\mathbf{X}_t$  to analyze how the algorithm behaves in a certain fitness landscape. Besides, the users may also observe the fitness  $\mathbf{y}_t$  to check how the optimization process goes on. Additionally, another functionality of Monitor is to check whether the termination criterion (e.g. maximum number of iterations/evaluations) of the optimization process is reached.

In the following subsections, we will elaborate another two modules Algorithm and Problem in more detail.

##### B. Algorithm Module

As is described in section III, Algorithm in EvoX is basically a class initialized with a set of hyperparameters  $\theta$ ,

```

1 import jax
2 import jax.numpy as jnp
3 from evox import State, Algorithm
4
5
6 class SimpleES(Algorithm):
7     def __init__(self, dim, pop_size, topk):
8         self.dim = dim
9         self.pop_size = pop_size
10        self.topk = topk
11
12    def setup(self, key):
13        mean = jnp.zeros((dim,))
14        stdev = jnp.ones((self.dim,))
15        return State(
16            mean=mean,
17            stdev=stdev,
18            key=key
19        )
20
21    def ask(self, state):
22        key, subkey = jax.random.split(state.key)
23        noise = jax.random.normal(
24            subkey,
25            (self.pop_size, self.dim)
26        )
27        pop = state.mean + state.stdev * noise
28        new_state = state.update(
29            key=key,
30            pop=pop
31        )
32        return pop, new_state
33
34    def tell(self, state, fitness):
35        _topk_value, topk_index = jax.lax.top_k(
36            fitness,
37            self.topk
38        )
39        elite = state.pop[topk_index]
40        new_mean = jnp.mean(elite, axis=0)
41        new_stdev = jnp.std(elite, axis=0)
42        new_state = state.update(
43            mean=new_mean,
44            stdev=new_stdev
45        )
46        return new_state

```

Listing 1: Vanilla implementation of evolution strategies in EvoX. The implementation has four main parts: `__init__`, `setup`, `ask` and `tell`. `__init__` and `setup` are used to initialize the algorithm. `ask` and `tell` contain the main operations of the algorithm.

consisting of two methods – `ask` and `tell`, maintaining a global state  $S^{A_\theta}$  – an independent object in EvoX. Additionally, Algorithm also has a `setup` method for generating the initial state  $S_0^{A_\theta}$ . As an illustrative example, we present the implementation of vanilla evolution strategy in EvoX, as listed in Lst. 1.

To start with, in lines 7 to 10, the `__init__` method initializes three hyperparameters in the constructor of this class. `dim` is the problem dimension, `pop_size` is the population size, and `topk` indicates the top  $k$  individuals of the population are considered as elite to be selected.

In lines 12 to 19, the `setup` method initializes its internal state  $S_0^{A_\theta}$ . In this vanilla evolution strategy, we keep an independent normal distribution for each decision variable, such that the mean and standard deviation vectors are initialized

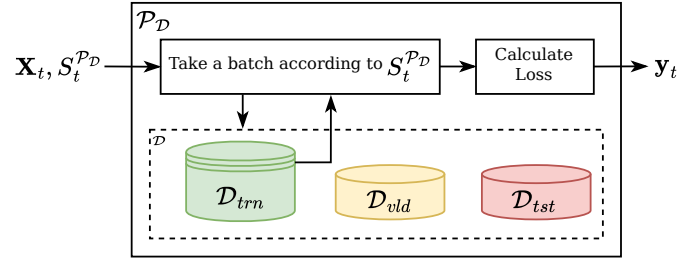


Fig. 3: An illustrative example of how EvoX handles data-related fitness evaluations in a machine learning task via the Problem module. In this example, the problem  $P_D$  involves three datasets: training set  $\mathcal{D}_{trn}$ , validation set  $\mathcal{D}_{vld}$ , and test set  $\mathcal{D}_{tst}$ .  $X_t$  and  $S_t^{P_D}$  denote the population and problem state at generation  $t$ , where  $S_t^{P_D}$  indicates which data samples (i.e. batch) to take at each iteration. Finally, the loss of the corresponding machine learning task is calculated and returned as the fitness values  $y_t$ .

independently. In addition, we record `key` in the state as the seed for the pseudo-random number generator.

In lines 21 to 32, the `ask` method is defined in correspondence to  $g_\theta^{\text{ask}}$ . In this method, the algorithm splits the key and samples a new candidate population according to the mean and standard deviation. Then a new state is generated by updating the key and adding the candidate population to it.

In lines 34 to 45, the `tell` method of the algorithm is defined in correspondence to  $g_\theta^{\text{tell}}$ . In this method, the algorithm picks the top  $k$  individuals in the candidate population according to their fitness ranking. Then, the mean and the standard deviation are adapted to the mean and the standard deviation of the elite population.

Finally, in line 46, the newly generated candidate population is returned via the `new_state`.

### C. Problem Module

In contrast to the past when EC algorithms were mostly tested on pre-configured numerical benchmark problems, optimization problems of today are becoming increasingly complex – usually involving data-related configurations. Therefore, in our design, Problem is parameterized by dataset  $\mathcal{D}$  with internal state  $S_t^{P_D}$ .

As illustrated in Fig. 3, in the case of ANN training, the dataset  $\mathcal{D} = \{\mathcal{D}_{trn}, \mathcal{D}_{vld}, \mathcal{D}_{tst}, \dots\}$  can consist of training data, validation data, and test data; correspondingly, the problem state  $S_t^{P_D}$  will record the choice of dataset together with other essential parameters such as batch index. With such a design principal, Problem is well extensible to support a wide spectrum of problems ranging from numerical optimization (leaving  $\mathcal{D}$  and  $S_t^{P_D}$  empty) to other data-related tasks. In the following, we will elaborate three typical scenarios for defining problems using the tailored Problem Module in EvoX.

1) *Numerical Optimization*: Since the plain numerical optimization problems are often well-formulated functions with basic maths operations, output  $y_t$  is only determined by the



input  $\mathbf{X}_t$ . Thus in  $\text{EvoX}$ , such problems can be implemented by simply leaving  $\mathcal{D}$  and  $S_t^{\mathcal{P}_D}$  empty.

2) *Neuroevolution*: As introduced in Section II-B, a neuroevolution task usually involves the training of an ANN to fit a certain dataset. Since a forward pass of an ANN is expensive, in  $\text{EvoX}$ , we adopt the common workflow as in mini-batch gradient descent. First, the whole training dataset  $\mathcal{D}_{trn}$  is split into small batches of data  $\mathcal{B}_1, \mathcal{B}_2, \dots, \mathcal{B}_n$ . Then, at each iteration, only one batch of data is used to calculate the fitness of each individual as  $y_t^{(i)} = \frac{1}{n} \sum_{x \in \mathcal{B}_k} \mathcal{L}(x, \mathbf{X}_t')$ , where  $\mathcal{L}(\cdot)$  is the loss function,  $i$  denotes the  $i^{\text{th}}$  row in the column vector  $\mathbf{y}_t$ ,  $k$  denotes the batch index as stored in  $S_t^{\mathcal{P}_D}$ , and  $n$  denotes the batch size.

In practice, since large batch sizes may be intractable to calculate in a single forward pass, we also introduced a parameter called `num_passes`, to allow the loss of a batch to be calculated by multiple passes.

3) *Reinforcement Learning*: As introduced in Section II-C, a typical RL task aims to train an agent for maximizing the total reward in a certain environment. To obtain the reward, it usually takes multiple steps for an agent to complete an episode by interacting with the environment. Our  $\text{EvoX}$  helps bridge the gap between EC and RL tasks via the tailored *Problem* module. Specifically,  $\text{EvoX}$  has the candidate population  $\mathbf{X}_t$  encode a set of parameters for the policy model, where for each candidate solution,  $\text{EvoX}$  runs a complete episode using this policy and return the sum of all rewards as the fitness value. It is worth noting that, since there can be multiple rewards in some RL environments, one may treat these multiple rewards just as in the case of multi-objective optimization.

In practice, it can be computationally expensive to complete an episode to get the final reward, while some popular RL environment (e.g. OpenAI Gym [53]) merely provides a single-thread interface. This can be a painful bottleneck for the population-based EC algorithms which require batches of fitness evaluations in each generation, substantially hindering the development of  $\text{EvoRL}$ . Hence, to speed up the fitness evaluation process for RL tasks, we design a Ray-based interface for running RL environments with parallel computing. As illustrated in Fig. 4, with our interface, the function evaluation process for RL tasks can be deployed in a parallel computing environment with multiple workers, where each worker is created on CPU/GPU core for running the RL environment(s) in parallel.

#### D. Distributed Acceleration

In a typical EC workflow, the main computational cost usually comes from a large number of fitness evaluations of the candidate solutions. Since the fitness evaluation of each candidate solution is intrinsically isolated, theoretically, we can have an EC algorithm deployed on a distributed computing system to improve the concurrency of fitness evaluations. However, when scaling beyond the boundary of physical machines, the communication cost between different machines becomes another obstacle. Intuitively, we may attempt to achieve distributed fitness evaluations by running the algorithm in one

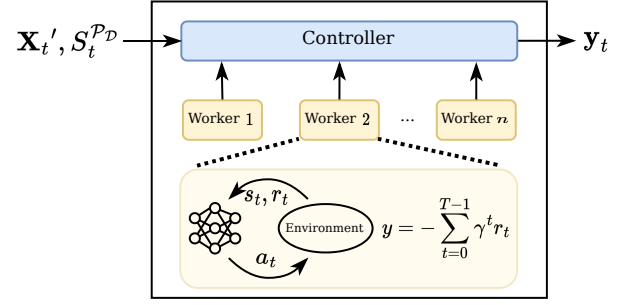


Fig. 4: An illustrative example of how  $\text{EvoX}$  handles an RL task as an optimization problem via the *Problem* module.  $\mathbf{X}_t'$  and  $S_t^{\mathcal{P}_D}$  denote the population of policy models and the problem state respectively. These policy models  $\mathbf{X}_t'$  were decoded from the tensor of population  $\mathbf{X}_t$  by a decoder (as in Fig 2). The controller will evenly distribute these policy models to a set of workers running in parallel. Each worker will run a complete episode in the RL environment (refer to Section II-C) to obtain the fitness  $y$  for each policy model in the population. Finally, the rewards collected from these workers are aggregated by the controller to obtain the final fitness values  $\mathbf{y}_t$ .

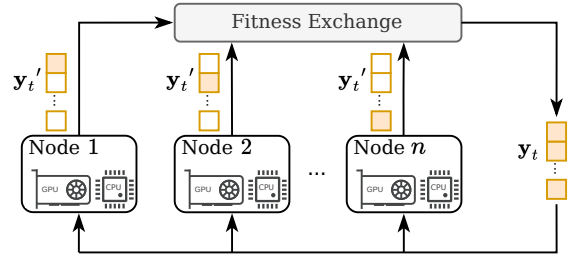


Fig. 5: The task-parallel workflow using distributed pipeline with  $n$  nodes. Each node runs a pipeline but only evaluates the fitness  $\frac{1}{n}$  of the population. These incomplete fitness values are denoted by  $\mathbf{y}_t'$ . Then all nodes will exchange the incomplete fitness values with other nodes to form the complete fitness  $\mathbf{y}_t$ .

node and sending the candidate solutions to the other nodes for evaluation. However, when it comes to complex tasks such as neuroevolution, each candidate solution may consist of millions (or even larger number) of decision variables, and thus the communication overhead for sending the candidate solutions to each node will be prohibitively huge. Hence, as the problem dimension increases, such an intuitive method suffers from the sharply increasing communication costs between the nodes, thus leading to poor scalability.

In order to accelerate the EC workflow by distributed computing in a scalable manner, we design a distributed pipeline on top of Ray, partially inspired by the work in [47]. As illustrated in Fig. 5, given a number of  $n$  nodes (i.e. machines) in distributed computing systems, the distributed pipeline creates a copy of standard pipeline (refer to Section IV-A) on each node; hence the pipeline on each node only takes care of  $\frac{1}{n}$  of the candidate solutions for fitness evaluations, running in an isolated and

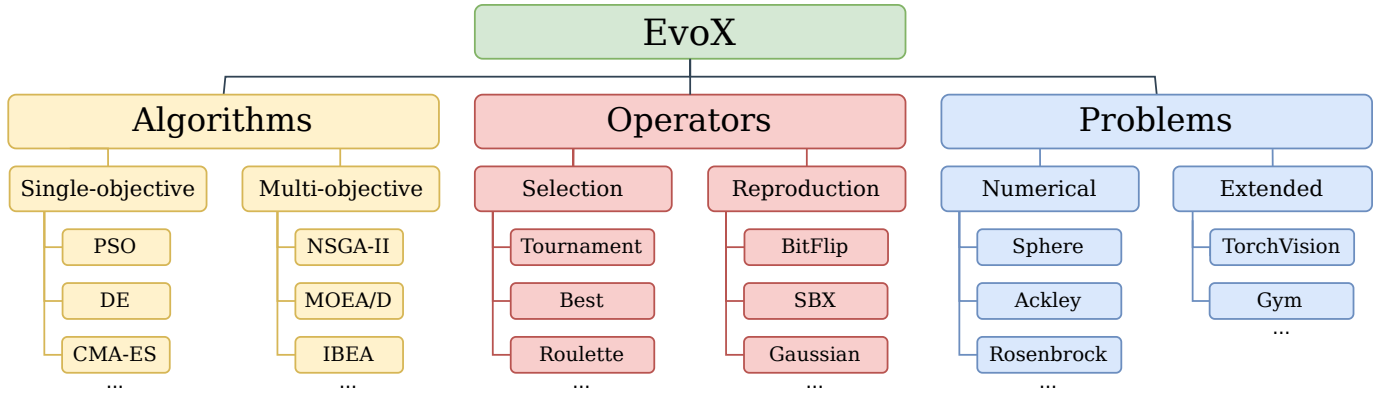


Fig. 6: Main library content of `EvoX`. The Algorithms component contains two sub-components: Single-objective and Multi-objective. The Operators component contains two subcomponents: Selection and Reproduction. The Problems component currently contains two subcomponents: Numerical Benchmarks, and Extended Applications which include tasks like neuroevolution and RL.

concurrent manner as if the other nodes do not exist; finally, the fitness values  $\mathbf{y}_t'$  as obtained by each node are exchanged to generate the entire fitness vector  $\mathbf{y}_t$  to be passed to the next generation.

Another important issue to be considered is the *synchronization* – to have the algorithm running on each pipeline image performing synchronous behaviors, such that the fitness information is always exchangeable. To this end, we have the pipeline copies on each node initialized with the same random seed, such that the subsequent behaviors (despite the randomness as generated via the same random seed) of the algorithm will be naturally synchronous per iteration  $t$ . This synchronization method also guarantees that the same experiments will always end up with the same result regardless of the number of nodes in use, thus further strengthening the reproducibility of the experiments conducted with `EvoX`.

## V. LIBRARY CONTENT

As summarized in Fig. 6, the content of `EvoX` mainly consists of three main components: the Algorithms component, the Operators component, and the Problems component. In the following, we will introduce each component in detail.

The Algorithms component includes all EC algorithms available in `EvoX`, consisting of two subcomponents: Single-objective and Multi-objective. The Single-objective subcomponent includes algorithms for single-objective optimization (PSO [54], [55], DE [56], CSO [13], etc.), while the Multi-objective subcomponent includes EC algorithms for multi-objective optimization (NSGA-II [57], MOEA/D [58], RVEA [59], etc.).

The Problems component includes all the pre-defined problems in `EvoX`, consisting of two subcomponents: Numerical and Extended. The Numerical subcomponent includes all possible numerical benchmark problems, including not only basic ones for single-objective optimization (Sphere, Ackley [60], etc.), but also composite ones for multi-objective optimization (ZDT [61], DTLZ [62], etc.). The Extended subcomponent includes potential extended application problems, currently mainly related to neuroevolution and RL tasks.

The Operators component includes commonly used operators in EC algorithms, consisting of two subcomponents: Selection and Reproduction. The Selection subcomponent includes all possible selection operators that can be adopted for selecting candidate solutions (Tournament Selection, Random Selection, etc). The Reproduction subcomponent includes all possible operators for reproducing new candidate solutions (BitFlip Mutation, SBX Crossover, etc.).

Apart from the above components, `EvoX` also allows the user to implement their own components. Thanks to the well decoupled modular engineering designs, the users may replace any of the existing components with their own tailored one(s) while reusing all other contents provided by `EvoX`.

## VI. EXPERIMENTAL STUDY

To demonstrate the performance of `EvoX`, we will conduct a series of experiments in this section. First, Section VI-A introduces the general experimental settings. Then, Section VI-B demonstrates the scalability performance brought about by GPU computing. Moreover, Section VI-C demonstrates the acceleration performance brought about by distributed computing. Finally, Section VI-D demonstrates the extendability of `EvoX` towards complex RL tasks.

### A. Experiment Settings

The experiment in Section VI-B is carried out on a physical machine equipped with an Intel Core i9-10900X CPU @ 3.70GHz and a single NVIDIA RTX 3090 GPU. All the other experiments are conducted on a cluster with 8 nodes, where each node has 16 cores and 32 threads from an Intel Xeon Gold 6226R CPU @ 2.90GHz CPU and a single NVIDIA RTX 3090 GPU. Specifically, the experiment in Section VI-C uses up to 6 nodes while the experiment in Section VI-D only use a single node.

All experiments were repeated for 11 times using different random seeds.



### B. Scalability Test via GPU Computing

To demonstrate the scalability performance of `EvoX`, we conduct benchmark experiments by running both single-objective and multi-objective algorithms on a single GPU device, in comparison with conventional CPU computing. The benchmark program is first run with GPU enabled and disabled respectively. In the single-objective benchmarks, we have the classic PSO run on the Ackley problem. In multi-objective benchmarks, we have the NSGA-II run on the ZDT1. In both single-objective and multi-objective benchmarks, we first fix the population size to 128 and scale up the number of dimensions of the problem, and then we fix the number of dimensions to 128 and scale up the population size.

As shown in Fig. 7a, when scaling up the number of problem dimensions with PSO, CPU computing and GPU computing have similar performance when the number of problem dimensions is very smaller, but as the number of problem dimensions becomes larger, the performance of GPU computing quickly surpasses CPU computing. When the number of problem dimensions is larger than 100,000, GPU computing is almost 100x more efficient in terms of time per iteration. As shown in Fig. 7b, scaling up population size in PSO shows similar observations.

As shown in Fig. 7c, when scaling up the number of problem dimensions with NSGA-II, we can also observe that GPU computing constantly performs better than CPU computing. As shown in Fig. 7d, when it comes to scaling up population size with NSGA-II, GPU computing also scales much better than CPU computing. In comparison with PSO, however, the general computing cost of NSGA-II increases sharper in terms of population size, mainly due to the higher algorithmic computational complexity.

### C. Acceleration Test via Distributed Computing

To assess the acceleration performance of `EvoX`, we conduct an experiment on the task of neuroevolution for image classification on multiple GPU devices. Specifically, we train a convolution neural network on the CIFAR-10 dataset [63] using 1 to 8 GPUs and measure the total runtime. CIFAR-10 is an image classification dataset containing a total of 60,000  $32 \times 32$  color images. The architecture of the convolution neural network is given in Tab. III, and ReLU [64] is used as the activation function in between layers. For the algorithm module, we adopt PGPE [65] with ClipUp [66], and the population size is set to 300. On the problem module, we set the batch size to 3000. When conducting the experiment with  $n$  nodes, since each node only evaluates  $\frac{1}{n}$  of the candidate population, we also tune the `num_passes` parameter to  $\frac{30}{n}$  in order to fully utilize the each GPU device. The experiment runs 1000 training iterations in total, with a validation phase for every 100 iterations.

Fig. 8a and Fig. 8b present the runtime and the performance with different numbers of GPU nodes respectively. The runtime includes both the training phase and the validation phase. It can be observed that the runtime rapidly decreases as the number of GPU nodes grows, achieving near-linear acceleration rate. This observation is consistent with our

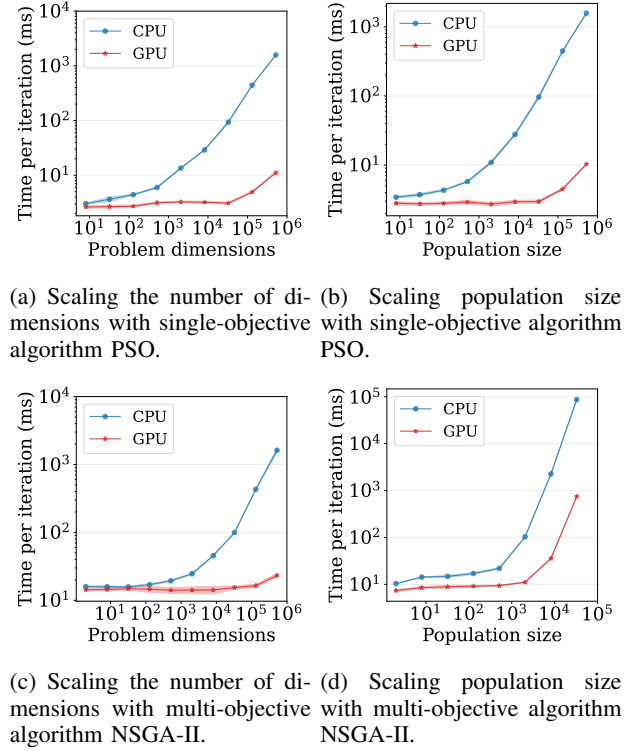


Fig. 7: Results of scalability test. The dark lines represent the mean values runs and shaded regions are bounded by the standard deviations. Both the x-axis and the y-axis are in logarithmic scale.

TABLE III: Architecture of the ANN adopted in the neuroevolution experiment.

Input Shape	Layer	Filter Shape	Strides
$32 \times 32 \times 3$	Conv	$3 \times 3 \times 3 \times 32$	1
$30 \times 30 \times 32$	Max Pooling	$2 \times 2$	2
$15 \times 15 \times 32$	Conv	$3 \times 3 \times 32 \times 32$	1
$13 \times 13 \times 32$	Max Pooling	$2 \times 2$	2
$6 \times 6 \times 32$	Conv	$3 \times 3 \times 32 \times 32$	1
512	Fully Connected	$512 \times 64$	—
64	Fully Connected	$64 \times 10$	—

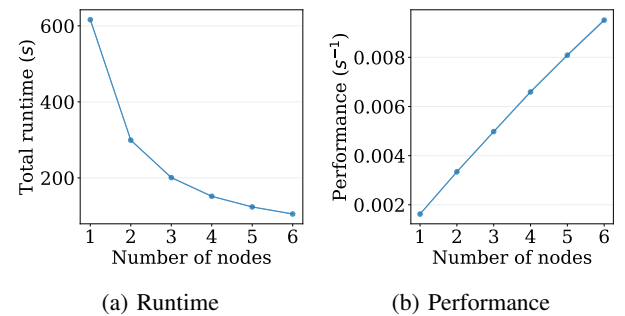
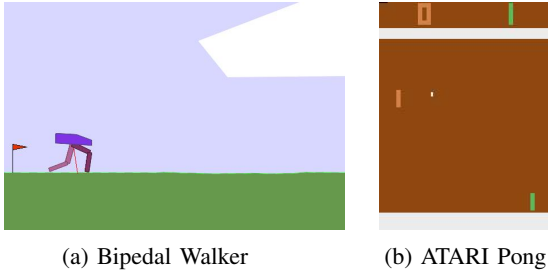


Fig. 8: Results of acceleration test. The number of GPU nodes are ranged from 1 to 6. The same data is presented in two ways, in (a) the y-axis is the total runtime, and in (b) the y-axis is the performance which is measured by the inverse of the runtime.



(a) Bipedal Walker

(b) ATARI Pong

Fig. 9: In-game images of two RL tasks. (a) The Bipedal Walker: in this RL task, the agent receives the observation as a vector and controls the robot to move forward. (b) The ATARI game Pong: in this RL task, the agent can observe the raw image of the game and control the right paddle.

expectation as the distributed pipeline only requires exchanges of cheap fitness values among the workers, being communication-efficient.

#### D. Extensibility to RL Tasks

To assess the usability of *EvOX*, when extended to solving complex application problems, we conduct an experiment on two representative RL tasks as shown in Fig. 9. We will demonstrate that *EvOX* can handle both tasks fluently and efficiently despite their challenging features.

- **Bipedal Walker:** In this RL task, the agent controls a 4-joint walker robot. The goal is to move forward without falling and apply as little torque as possible. At any given moment, the agent can observe 24 real values given by the sensors and control the torque applied to the four motors on the robot, ranging from  $-1$  to  $1$ . Specifically, the agent adopts a policy model of an MLP consisting of two hidden layers, each containing 64 neurons. To learn the policy model, there are a total number of 6020 parameters to be optimized. Here, we adopt the CMA-ES algorithm as the optimizer, where the detailed algorithm settings can be found at Tab. IV.
- **ATARI Pong:** In this RL task, the agent controls a paddle on the right side of the screen and tries to use it to hit a ball away from its own goal and into the opponent's goal. For decision makings, the agent observes the raw frame from the game, which is a  $210 \times 160$  colored image. To reduce the complexity, we pre-process the image first by converting the full-size colored image into gray-scale one with a smaller size ( $80 \times 80$ ). The agent employs a policy model of an MLP with 2 hidden layers, where the first and second hidden layers have 64 and 32 neurons respectively. The model takes the pre-processed image as input and outputs the probability of all available actions. To simplify the decision-making process, we always choose the action with the highest probability. In order to learn this policy model, there are a total number of 411,942 parameters to be optimized. Here, we adopt PGPE as the optimizer, where the detailed algorithm settings can be found in Tab. V.

As shown in Fig. 10, in both RL tasks, utilizing multiple processes results in a significant performance improvement

TABLE IV: Parameter settings of CMA-ES

Parameter	Value
Population Size	128
Initial step size	0.1

TABLE V: Parameter settings of PGPE

Parameter	Value
Population Size	128
Learning rate for standard deviation	0.01
Adaptive Optimizer	Adam [67]
Fitness Shaping	Yes
Standard deviation max change	0.2

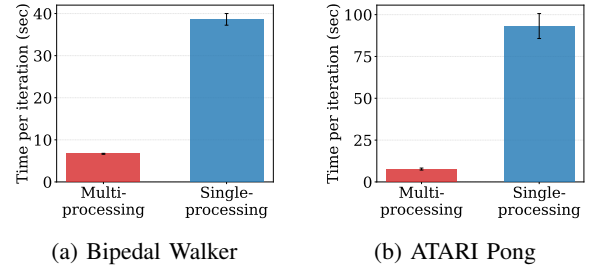


Fig. 10: Performance comparison of two RL tasks with multiprocessing enabled and disabled, in terms of computational time per iteration. (a) In the Bipedal Walker task, enabling multiprocessing resulted in almost  $6\times$  performance improvement. (b) In ATARI Pong, enabling multiprocessing resulted in almost  $12\times$  performance improvement.

in terms of computational time per iteration. It is worth noting that although both tasks are mainly executed via CPU computing, the entire algorithm workflow still runs on GPU. This behavior is made possible by our design as described in Section IV, where the algorithm module and the problem module are decoupled to allow for tasks that are CPU-intensive and not native to *EvOX* to achieve high parallelism.

In addition to performance improvement in terms of computational time, the experimental results also demonstrate the potential of EC algorithms in tackling challenging RL tasks.

The Bipedal Walker task poses a significant challenge in evolving a valid walking strategy. As shown in Fig. 11a, there is a large variation during the later part of the optimization process. The reason for this is that the point when an agent learns to walk marks the edge of a plateau in the optimization process. Before this point, the agent receives little to no reward, but once it starts moving forward, it quickly earns high rewards. So the high variance reflects the fact that the algorithm sometimes discovers the walking strategy early on, leading to significantly better performance. However, in some attempts, the algorithm fails to discover a decent strategy, leading to poor performance.

In the ATARI Pong task, despite having a large number of trainable parameters (400K), the algorithm, as shown in Fig. 11b, steadily improves the policy towards a promising solution, with little variance.

In summary, *EvOX* provides comprehensive support for extending EC algorithms to RL tasks, as well as other com-

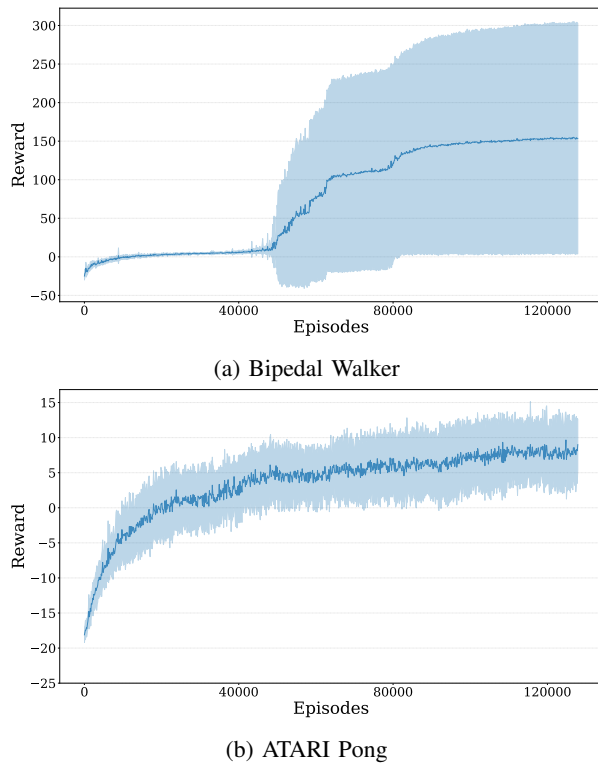


Fig. 11: The best rewards achieved on each RL task per episode across different seeds. At each iteration, a policy is evaluated by running the policy in the environment once and the highest reward in the population is recorded. The dark line indicates the average highest reward across different runs, and the shaded region is bounded by its standard deviation.

plex application problems. With little additional engineering work, practitioners can instantly enjoy the benefits of `EvOx` by connecting their problems via the seamless and friendly interface in the problem module.

## VII. CONCLUSION AND FUTURE WORK

In this paper, we presented `EvOx`, a distributed GPU-accelerated EC library that significantly improves the scalability of the EC workflow. When using a single machine, we observed a two-orders-of-magnitude speed-up in certain settings. By running on multiple machines, we were able to scale the workflow even further. This advancement allows existing EC algorithms to solve problems with high-dimensional search spaces more efficiently. Our work also paves the way for future EC development, making it easy to develop more complex EC algorithms that can leverage increasing computing power. Furthermore, meta-learning algorithms could also be greatly improved by the increased computing power, as the process of meta-learning is known to be computationally demanding. Additionally, we simplify the process of applying EC algorithms to extended applications. With `EvOx`, EC algorithms can work with neuroevolution or RL tasks seamlessly, substantially reducing the barrier for researchers to tackle these problems.

However, during the development of `EvOx`, we also identified certain limitations. First, many algorithms were not

designed with parallelism in mind, thus making it difficult to accelerate them via advanced GPU computing techniques. Moreover, many extended applications are CPU-intensive and tend to be the most time-consuming part of the workflow, thus somehow diminishing the impact of acceleration in EC algorithms. In the future, we plan to incorporate more parallelism within existing algorithms and integrate external tasks directly into our library to enable GPU computing in both algorithms and problems.

## ACKNOWLEDGEMENT

We wish to thank Zhenyu Liang for his contributions to implementing the multiple-objective algorithms. We would also like to express our appreciation to Kebin Sun, Lishuang Wang and Jiachun Li for their efforts in helping with the implementations and testings.

## REFERENCES

- [1] N. Gould, D. Orban, and P. Toint, "Numerical methods for large-scale nonlinear optimization," *Acta Numerica*, vol. 14, pp. 299–361, Apr 2005.
- [2] L. Bottou, F. E. Curtis, and J. Nocedal, "Optimization methods for large-scale machine learning," *Society for Industrial and Applied Mathematics*, vol. 60, no. 2, pp. 223–311, 2018.
- [3] R. Cheng, "Nature inspired optimization of large problems," Ph.D. dissertation, University of Surrey (United Kingdom), 2016.
- [4] M. Omidvar, X. Li, and X. Yao, "A review of population-based metaheuristics for large-scale black-box global optimization: Part I," *IEEE Transactions on Evolutionary Computation*, vol. 26, no. 5, pp. 802–822, 2022.
- [5] —, "A review of population-based metaheuristics for large-scale black-box global optimization: Part II," *IEEE Transactions on Evolutionary Computation*, vol. 26, no. 5, pp. 823–843, 2022.
- [6] Y. Tian, L. Si, X. Zhang, R. Cheng, C. He, K. C. Tan, and Y. Jin, "Evolutionary large-scale multi-objective optimization: A survey," *ACM Computing Surveys*, vol. 54, no. 8, pp. 1–34, 2021.
- [7] M. Potter and K. De Jong, "A cooperative coevolutionary approach to function optimization," in *International Conference on Parallel Problem Solving from Nature*, vol. 2, 1994, pp. 249–257.
- [8] F. van den Bergh and A. Engelbrecht, "A cooperative approach to particle swarm optimization," *IEEE Transactions on Evolutionary Computation*, vol. 8, no. 3, pp. 225–239, Jun 2004.
- [9] Z. Yang, K. Tang, and X. Yao, "Large scale evolutionary optimization using cooperative coevolution," *Information Sciences*, vol. 178, no. 15, pp. 2985–2999, 2008.
- [10] M. Z. Ali, N. H. Awad, and P. N. Suganthan, "Multi-population differential evolution with balanced ensemble of mutation strategies for large-scale global optimization," *Applied Soft Computing*, vol. 33, pp. 304–327, Aug 2015.
- [11] A. Banitalebi, M. I. A. Aziz, and Z. A. Aziz, "A self-adaptive binary differential evolution algorithm for large scale binary optimization problems," *Information Sciences*, vol. 367–368, pp. 487–511, Nov 2016.
- [12] A. W. Mohamed, "Solving large-scale global optimization problems using enhanced adaptive differential evolution algorithm," *Complex Intelligence Systems*, vol. 3, no. 4, pp. 205–231, Dec 2017.
- [13] R. Cheng and Y. Jin, "A competitive swarm optimizer for large scale optimization," *IEEE Transactions on Cybernetics*, vol. 45, no. 2, pp. 191–204, Feb 2015.
- [14] —, "A social learning particle swarm optimization algorithm for scalable optimization," *Information Sciences*, vol. 291, pp. 43–60, Jan 2015.
- [15] Q. Yang, W.-N. Chen, T. Gu, H. Zhang, H. Yuan, S. Kwong, and J. Zhang, "A distributed swarm optimizer with adaptive communication for large-scale optimization," *IEEE transactions on cybernetics*, vol. 50, no. 7, pp. 3393–3408, 2019.
- [16] J.-R. Jian, Z.-G. Chen, Z.-H. Zhan, and J. Zhang, "Region encoding helps evolutionary computation evolve faster: A new solution encoding scheme in particle swarm for large-scale optimization," *IEEE Transactions on Evolutionary Computation*, vol. 25, no. 4, pp. 779–793, Aug 2021.

- [17] W. Dong, Y. Wang, and M. Zhou, "A latent space-based estimation of distribution algorithm for large-scale global optimization," *Soft Computing*, vol. 23, no. 13, pp. 4593–4615, 2019.
- [18] Z. Li, Q. Zhang, X. Lin, and H.-L. Zhen, "Fast covariance matrix adaptation for large-scale black-box optimization," *IEEE Transactions on Cybernetics*, vol. 50, no. 5, pp. 2073–2083, 2020.
- [19] I. Loshchilov, T. Glasmachers, and H.-G. Beyer, "Large scale black-box optimization by limited-memory matrix adaptation," *IEEE Transactions on Evolutionary Computation*, vol. 23, no. 2, pp. 353–358, 2019.
- [20] X. He, Z. Zheng, and Y. Zhou, "Mmes: Mixture Model-Based Evolution Strategy for Large-Scale Optimization," *IEEE Transactions on Evolutionary Computation*, vol. 25, no. 2, pp. 320–333, 2021.
- [21] S. Zhu, T. Yu, T. Xu, H. Chen, S. Dustdar, S. Gigan, D. Gunduz, E. Hossain, Y. Jin, F. Lin *et al.*, "Intelligent Computing: The Latest Advances, Challenges and Future," *arXiv preprint arXiv:2211.11281*, 2022.
- [22] H. Wang, S. Rahnamayan, and Z. Wu, "Parallel differential evolution with self-adapting control parameters and generalized opposition-based learning for solving high-dimensional optimization problems," *Journal of Parallel and Distributed Computing*, vol. 73, no. 1, pp. 62–73, 2013.
- [23] S. Iturriaga and S. Nesmachnow, "Solving very large optimization problems (up to one billion variables) with a parallel evolutionary algorithm in CPU and GPU," in *Proceedings of the 7th International Conference on P2P, Parallel, Grid, Cloud and Internet Computing*. Springer, 2012, pp. 267–272.
- [24] A. Cano and C. García-Martínez, "100 million dimensions large-scale global optimization using distributed GPU computing," in *Proceedings of the IEEE Congress on Evolutionary Computation*. IEEE, 2016, pp. 3566–3573.
- [25] F.-A. Fortin, F.-M. De Rainville, M.-A. Gardner, M. Parizeau, and C. Gagné, "DEAP: Evolutionary algorithms made easy," *Journal of Machine Learning Research*, vol. 13, pp. 2171–2175, jul 2012.
- [26] A. F. Gad, "PyGAD: An Intuitive Genetic Algorithm Python Library," 2021.
- [27] J. Blank and K. Deb, "Pymoo: Multi-objective Optimization in Python," *IEEE Access*, vol. 8, pp. 89 497–89 509, 2020.
- [28] F. Biscani and D. Izzo, "A parallel global multiobjective framework for optimization: pagmo," *Journal of Open Source Software*, vol. 5, no. 53, p. 2338, 2020. [Online]. Available: <https://doi.org/10.21105/joss.02338>
- [29] Y. Hold-Geoffroy, O. Gagnon, and M. Parizeau, "Once you SCOOP, no need to fork," in *Proceedings of the 2014 Annual Conference on Extreme Science and Engineering Discovery Environment*. ACM, 2014, p. 60.
- [30] D. Izzo, M. Ruciński, and F. Biscani, *The generalized island model*. Berlin, Heidelberg: Springer Berlin Heidelberg, 2012, pp. 151–169. [Online]. Available: [https://doi.org/10.1007/978-3-642-28789-3\\_7](https://doi.org/10.1007/978-3-642-28789-3_7)
- [31] K. O. Stanley, J. Clune, J. Lehman, and R. Miikkulainen, "Designing neural networks through neuroevolution," *Nature Machine Intelligence*, vol. 1, no. 1, pp. 24–35, 2019.
- [32] F. Gruau, "Automatic definition of modular neural networks," *Adaptive behavior*, vol. 3, pp. 151–183, 1994.
- [33] X. Yao, "Evolving artificial neural networks," *Proceedings of the IEEE*, vol. 87, no. 9, pp. 1423–1447, 1999.
- [34] K. O. Stanley and R. Miikkulainen, "Evolving neural networks through augmenting topologies," *Evolutionary Computation*, vol. 10, pp. 99–127, 2002.
- [35] Y. Liu, Y. Sun, B. Xue, M. Zhang, G. G. Yen, and K. C. Tan, "A survey on evolutionary neural architecture search," *IEEE Transactions on Neural Networks and Learning Systems*, 2021.
- [36] Z. Lu, R. Cheng, S. Huang, H. Zhang, C. Qiu, and F. Yang, "Surrogate-assisted Multiobjective Neural Architecture Search for Real-time Semantic Segmentation," *IEEE Transactions on Artificial Intelligence*, 2022.
- [37] E. Galván and P. Mooney, "Neuroevolution in deep neural networks: Current trends and future challenges," *IEEE Transactions on Artificial Intelligence*, vol. 2, no. 6, pp. 476–493, 2021.
- [38] H. Bai, R. Cheng, and Y. Jin, "Evolutionary reinforcement learning: A survey," *arXiv preprint arXiv:2303.04150*, 2023.
- [39] M. Jaderberg, W. M. Czarnecki, I. Dunning, L. Marris, G. Lever, A. G. Castaneda, C. Beattie, N. C. Rabinowitz, A. S. Morcos, A. Ruderman *et al.*, "Human-level performance in 3D multiplayer games with population-based reinforcement learning," *Science*, vol. 364, no. 6443, pp. 859–865, 2019. [Online]. Available: <http://dx.doi.org/10.1126/science.aau6249>
- [40] A. Pourchot and O. Sigaud, "Cem-rl: Combining evolutionary and gradient-based methods for policy search," *arXiv preprint arXiv:1810.01222*, 2018.
- [41] S. Liu, G. Lever, J. Merel, S. Tunyasuvunakool, N. Heess, and T. Graepel, "Emergent Coordination Through Competition," in *International Conference on Learning Representations*, 2019.
- [42] S. Khadka and K. Tumer, "Evolution-Guided Policy Gradient in Reinforcement Learning," in *International Conference on Neural Information Processing Systems*, 2018.
- [43] H. Qian and Y. Yu, "Derivative-free reinforcement learning: A review," *Frontiers of Computer Science*, 2021.
- [44] L. Espeholt, H. Soyer, R. Munos, K. Simonyan, V. Mnih, T. Ward, Y. Doron, V. Firoiu, T. Harley, I. Dunning *et al.*, "IMPALA: Scalable Distributed Deep-RL with Importance Weighted Actor-Learner Architectures," in *International Conference on Machine Learning (ICML)*, 2018.
- [45] H. Bai, R. Shen, Y. Lin, B. Xu, and R. Cheng, "Lamarckian Platform: Pushing the Boundaries of Evolutionary Reinforcement Learning towards Asynchronous Commercial Games," *IEEE Transactions on Games*, 2022.
- [46] M. Jaderberg, V. Dalibard, S. Osindero, W. M. Czarnecki, J. Donahue, A. Razavi, O. Vinyals, T. Green, I. Dunning, K. Simonyan *et al.*, "Population based training of neural networks," *arXiv preprint arXiv:1711.09846*, 2017.
- [47] T. Salimans, J. Ho, X. Chen, S. Sidor, and I. Sutskever, "Evolution strategies as a scalable alternative to reinforcement learning," *arXiv preprint arXiv:1703.03864*, 2017.
- [48] A. Paszke, S. Gross, F. Massa, A. Lerer, J. Bradbury, G. Chanan, T. Killeen, Z. Lin, N. Gimelshein, L. Antiga, A. Desmaison, A. Kopf, E. Yang, Z. DeVito, M. Raison, A. Tejani, S. Chilamkurthy, B. Steiner, L. Fang, J. Bai, and S. Chintala, "Pytorch: An imperative style, high-performance deep learning library," in *Advances in Neural Information Processing Systems 32*, 2019, pp. 8024–8035.
- [49] J. Bradbury, R. Frostig, P. Hawkins, M. J. Johnson, C. Leary, D. Maclaurin, G. Necula, A. Paszke, J. VanderPlas, S. Wanderman-Milne, and Q. Zhang, "JAX: composable transformations of Python+NumPy programs," 2018. [Online]. Available: <http://github.com/google/jax>
- [50] Y. Tang, Y. Tian, and D. Ha, "EvoJAX: Hardware-accelerated neuroevolution," in *Proceedings of the Genetic and Evolutionary Computation Conference Companion*, 2022, pp. 308–311.
- [51] R. T. Lange, "evosax: JAX-based Evolution Strategies," *arXiv preprint arXiv:2212.04180*, 2022.
- [52] P. Moritz, R. Nishihara, S. Wang, A. Tumanov, R. Liaw, E. Liang, M. Elibol, Z. Yang, W. Paul, M. I. Jordan, and I. Stoica, "Ray: A Distributed Framework for Emerging AI Applications," in *13th USENIX Symposium on Operating Systems Design and Implementation (OSDI 18)*, Oct. 2018, pp. 561–577.
- [53] G. Brockman, V. Cheung, L. Pettersson, J. Schneider, J. Schulman, J. Tang, and W. Zaremba, "OpenAI Gym," 2016.
- [54] J. Kennedy and R. Eberhart, "Particle swarm optimization," in *Proceedings of ICNN'95 - International Conference on Neural Networks*, vol. 4, Nov. 1995, pp. 1942–1948 vol.4.
- [55] Y. Shi and R. Eberhart, "A modified particle swarm optimizer," in *1998 IEEE International Conference on Evolutionary Computation Proceedings. IEEE World Congress on Computational Intelligence (Cat. No.98TH8360)*, May 1998, pp. 69–73.
- [56] R. Storn and K. Price, "Differential Evolution – A Simple and Efficient Heuristic for global Optimization over Continuous Spaces," *Journal of Global Optimization*, vol. 11, no. 4, pp. 341–359, Dec. 1997. [Online]. Available: <https://doi.org/10.1023/A:1008202821328>
- [57] K. Deb, A. Pratap, S. Agarwal, and T. Meyarivan, "A fast and elitist multiobjective genetic algorithm: NSGA-II," *IEEE Transactions on Evolutionary Computation*, vol. 6, no. 2, pp. 182–197, Apr. 2002.
- [58] Q. Zhang and H. Li, "MOEA/D: A Multiobjective Evolutionary Algorithm Based on Decomposition," *IEEE Transactions on Evolutionary Computation*, vol. 11, no. 6, pp. 712–731, Dec. 2007.
- [59] R. Cheng, Y. Jin, M. Olhofer, and B. Sendhoff, "A Reference Vector Guided Evolutionary Algorithm for Many-Objective Optimization," *IEEE Transactions on Evolutionary Computation*, vol. 20, no. 5, pp. 773–791, Oct. 2016.
- [60] B. Thomas, *Evolutionary algorithms in theory and practice: evolution strategies, evolutionary programming, genetic algorithms*. Oxford University Press on Demand, 1996.
- [61] E. Zitzler, K. Deb, and L. Thiele, "Comparison of Multiobjective Evolutionary Algorithms: Empirical Results," *Evolutionary Computation*, vol. 8, no. 2, pp. 173–195, Jun. 2000.
- [62] K. Deb, L. Thiele, M. Laumanns, and E. Zitzler, "Scalable Test Problems for Evolutionary Multiobjective Optimization," in *Evolutionary Multiobjective Optimization: Theoretical Advances and*

- Applications*, ser. Advanced Information and Knowledge Processing, A. Abraham, L. Jain, and R. Goldberg, Eds. Springer, 2005, pp. 105–145. [Online]. Available: [https://doi.org/10.1007/1-84628-137-7\\_6](https://doi.org/10.1007/1-84628-137-7_6)
- [63] A. Krizhevsky and G. Hinton, “Learning multiple layers of features from tiny images,” 2009. [Online]. Available: <https://www.cs.toronto.edu/~kriz/learning-features-2009-TR.pdf>
- [64] V. Nair and G. E. Hinton, “Rectified linear units improve restricted boltzmann machines,” in *International Conference on Machine Learning (ICML)*, 2010, pp. 807–814.
- [65] F. Sehnke, C. Osendorfer, T. Rückstieß, A. Graves, J. Peters, and J. Schmidhuber, “Parameter-exploring policy gradients,” *Neural Networks*, vol. 23, no. 4, pp. 551–559, May 2010. [Online]. Available: <https://www.sciencedirect.com/science/article/pii/S0893608009003220>
- [66] N. E. Toklu, P. Liskowski, and R. K. Srivastava, “ClipUp: A Simple and Powerful Optimizer for Distribution-Based Policy Evolution,” in *Parallel Problem Solving from Nature – PPSN XVI*, ser. Lecture Notes in Computer Science, T. Bäck, M. Preuss, A. Deutz, H. Wang, C. Doerr, M. Emmerich, and H. Trautmann, Eds. Cham: Springer International Publishing, 2020, pp. 515–527.
- [67] D. P. Kingma and J. Ba, “Adam: A method for stochastic optimization,” in *International Conference for Learning Representations*, 2015. [Online]. Available: <http://arxiv.org/abs/1412.6980>