

POSTER V2: A simpler and stronger facial expression recognition network

Jiawei Mao[†] Rui Xu[†] Xuesong Yin^{*} Yuanqi Chang Binling Nie Aibin Huang^{*}

School of Media and Design, Hangzhou Dianzi University, Hangzhou, China

{jiaweima0,211330017,yinxs,yuanqichang,binlingnie,huangaibin}@hdu.edu.cn

Abstract

Facial expression recognition (FER) plays an important role in a variety of real-world applications such as human-computer interaction. POSTER V1 achieves the state-of-the-art (SOTA) performance in FER by effectively combining facial landmark and image features through two-stream pyramid cross-fusion design. However, the architecture of POSTER V1 is undoubtedly complex. It causes expensive computational costs. In order to relieve the computational pressure of POSTER V1, in this paper, we propose POSTER V2. It improves POSTER V1 in three directions: cross-fusion, two-stream, and multi-scale feature extraction. In cross-fusion, we use window-based cross-attention mechanism replacing vanilla cross-attention mechanism. We remove the image-to-landmark branch in the two-stream design. For multi-scale feature extraction, POSTER V2 combines images with landmark's multi-scale features to replace POSTER V1's pyramid design. Extensive experiments on several standard datasets show that our POSTER V2 achieves the SOTA FER performance with the minimum computational cost. For example, POSTER V2 reached 92.21% on RAF-DB, 67.49% on AffectNet (7 cls) and 63.77% on AffectNet (8 cls), respectively, using only 8.4G floating point operations (FLOPs) and 43.7M parameters (Param). This demonstrates the effectiveness of our improvements. The code and models are available at https://github.com/Talented-Q/POSTER_V2.

1. Introduction

With the continuous development of technology and the continuous improvement of automation, the need for human-computer interaction is becoming increasingly strong. Facial expression recognition (FER) helps machines to understand human emotions from facial expressions. This makes it as a core task for human-computer interaction. Besides, with its powerful expression understand-

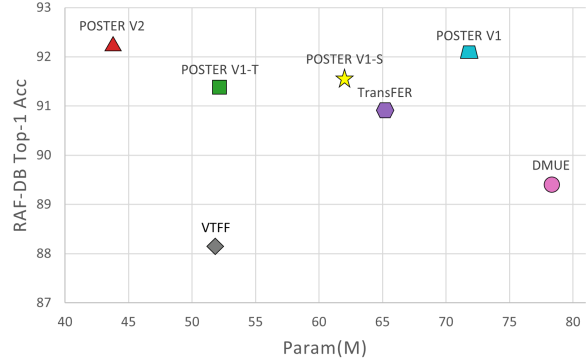


Figure 1. POSTER V2 results on RAF-DB. We compare POSTER V2 with three variants of POSTER V1 and other FER algorithms. The results indicate that POSTER V2 weighs the number of parameters and accuracy better than other FER methods on RAF-DB.

ing ability, FER has great potential applications in psychology, intelligent robotics, intelligent surveillance, virtual reality and synthetic animation. Therefore, research on FER is very necessary.

Due to the increasing attention of FER, it has been able to develop rapidly in recent years. Early FER works [55, 59, 33, 20] used manual features [6, 34, 23] for the analysis of facial expressions. However, FER algorithms based on manual features are often only applicable to specific FER tasks. When applied to real world scenarios, it is difficult for these algorithms to achieve the same results as in the experimental setting. With the development of deep learning, convolutional neural networks (CNNs) are introduced to FER for improving the robustness of the network. Savchenko et al. [38] first verified the effectiveness of CNNs such as MobileNet [19], EfficientNet [41] and RexNet [15] for FER. Zhao et al. proposed an efficient and robust FER network EfficientFace [57] for the analysis of facial expressions in the wild. Nevertheless, convolution-based FER algorithms cannot consider the global information of the image due to the limitation of convolutional local receptive field. Influenced by the vision transformer, Xue et al. [51] designed the first transformer-based FER network to model long-range

^{*}Corresponding author. [†]Equal contribution.

dependencies for FER. Kim et al. [24] improved the vision transformer (ViT) to combine both global and local features so that ViT can be adapted to FER task.

Among many excellent FER works, POSTER V1 [58] stands out with state-of-the-art (SOTA) performance. POSTER V1 mainly solves three key issues of FER at the same time: inter-class similarity, intra-class discrepancy and scale sensitivity. POSTER V1 cleverly combines facial landmark with image features through a network design of two-stream pyramidal cross-fusion transformer. With the difference and sparsity of landmark, POSTER V1 successfully solves the issue of inter-class similarity and intra-class discrepancy in FER. The network design of pyramid architecture introduces multi-scale features for POSTER V1 to solve the scale sensitivity problem. Along with the solution of the three main issues of FER, POSTER V1 shows the amazing expression analysis ability.

Although POSTER V1 works so well on FER, the huge number of parameters and expensive computational cost brought by its network architecture affects the efficiency of FER. To address this issue, we revisit the network design of POSTER V1 and improve it to obtain POSTER V2. We mainly improve POSTER V1 in three directions: two-stream, cross-fusion and multi-scale feature extraction. POSTER V1 contains two main branches: image-to-landmark and landmark-to-image. Landmark-to-image branch is essential as the core of POSTER V1 to solve inter-class similarity and intra-class discrepancy. The image-to-landmark branch is only used to provide information to landmark that it fails to take into account. This does not contribute to solving the three main issues of FER. Therefore, in POSTER V2, we remove the image-to-landmark branch from the two-stream design. This greatly reduces the computational cost on POSTER V1. For cross-fusion, we use a window-based cross-attention mechanism instead of the vanilla cross-attention mechanism in POSTER V1. The window-based cross-attention mechanism not only provides linear computational complexity for POSTER V2 but also enhances the local modeling capability of the network. In addition, POSTER V2 no longer uses an additional pyramid architecture for multi-scale feature extraction. We perform multi-scale feature extraction directly from the image backbone as well as from the facial landmark detector. For the extracted multi-scale features, we use a vision transformer network consisting of only two layers of transformer modules for integration. Based on the above designs, our POSTER V2 becomes a simpler and more powerful facial expression recognition network. It achieves SOTA performance on several standard FER datasets with only 8.4G floating point operations (FLOPs) and 43.7M parameters (Param). Figure 1 demonstrates the superiority of POSTER V2.

Specially, POSTER V2 reached 92.21% on RAF-DB

[29], 67.49% on AffectNet [32] (7 cls) and 63.77% on AffectNet (8 cls), respectively. This is better than POSTER V1 (RAF-DB with 92.05%, AffectNet (7 cls) with 67.31% and AffectNet (8 cls) with 63.34%). And POSTER V2 offers a smaller Param (43.7M vs. 71.8M) and FLOPs (8.4G vs. 15.7G). We hope that our work could contribute to the design of future FER models.

In general, we summarize the contributions of this paper as follows:

- 1) We design POSTER V2 by modifying POSTER V1 from three perspectives: two-stream, cross-fusion and feature extraction. Compared with POSTER V1, POSTER V2 is simpler and stronger.
- 2) POSTER V2 shows state-of-the-art performance on several standard FER datasets such as RAF-DB, AffectNet and CAER-S. This shows the powerful expression analysis capability of POSTER V2.
- 3) POSTER V2 greatly reduces the FLOPs and Param of POSTER V1. Specifically, POSTER V2 reduces 28.1M of Param and 7.3G of FLOPs. This greatly improves the computational efficiency of the model.

2. Related Work

2.1. Facial Expression Recognition

The study of FER has become very popular in recent years as more and more researchers focus on human-computer interaction. Zhao et al. [55] used the manual feature LBP [34] for the research of FER with good results. Zhong et al. [59] proposed a two-stage multitask sparse learning framework (MTSL) for the FER task by exploring some common and specific information among different expressions. Savchenko et al. [38] studied lightweight convolutional neural networks for FER task learning and verified the effectiveness of CNNs for FER. Sang et al. [37] focused on reducing intra-class variation in facial expression depth features and introduced a dense convolutional network [21] for the FER task. PSR [45] solves the practical issues associated with individual wild images in FER in terms of pose, orientation and input resolution with its super-resolution pyramidal network architecture. Zhang et al. [54] proposed an erasing attention consistency method to handle the noise-labeled facial expression recognition task that is more challenging than the conventional FER.

With the rise of transformer in the field of computer vision, many FER methods combined with transformer have emerged. The vision transformer was first used for the study of FER by Xue et al. [51] and achieved state-of-the-art performance. VTFF [31] excels in dealing with facial expression recognition tasks in the wild by virtue of its feature fusion. Huang et al. designed the teacher-student model PID-ViT [22] for modeling the probability distribution of frontal

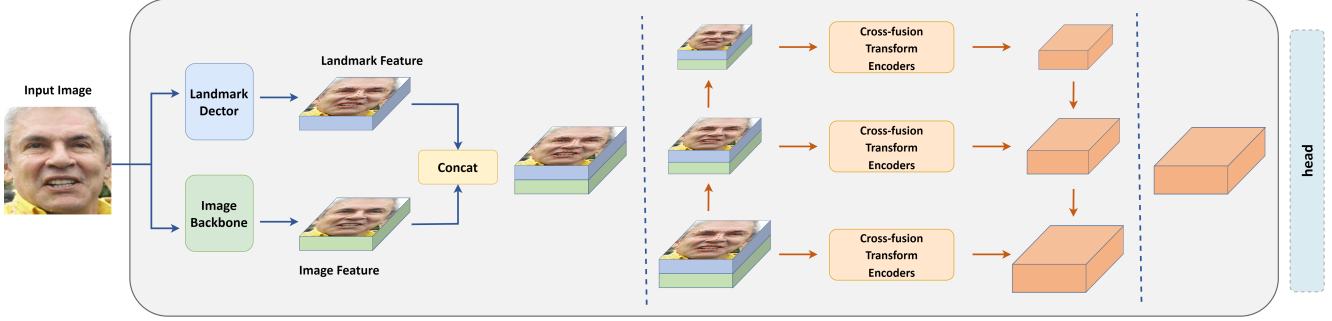


Figure 2. Pipeline of POSTER V1. POSTER V1 mainly contains facial landmark detector, image backbone, cross-fusion transformer encoders and pyramid network.

and multi-pose facial expressions, and solved the problem of pose change and occlusion in FER. Zhao et al. [9] combined global and local attention in order to address the two key issues of occlusion and pose change in FER. POSTER V1 [58] solves the intra-class discrepancy, inter-class similarity and scale sensitivity issues of FER in the same time by integrating image features with facial landmark features through two-stream, cross-fusion and pyramid design.

However, the huge computational cost of POSTER V1 has prevented researchers from investigating further improvements in FER. To solve this issue, we improved the architecture of POSTER V1 and proposed POSTER V2, which is simpler and more powerful for FER tasks.

2.2. Vision Transformer

Recently vision transformer has been widely used for computer vision tasks on large scale datasets with its excellent ability to model long distance dependencies.

Dosovitskiy et al. [8] pioneered the introduction of transformer from the field of natural language processing to computer vision. Touvron et al. [42] used a teacher-student strategy to accelerate the training of transformer by distilling tokens. Zhou et al. [60] found that the reason why the transformer quickly saturates at deeper levels is that the attention map becomes increasingly similar as the transformer goes deeper. Based on this observation, they proposed the Re-attention model to regenerate the attention map in order to enhance the diversity among layers at a small computational cost. Touvron et al. also designed CaiT [43], a deep vision transformer for optimal image classification. To solve the issue that ViT is inferior to traditional ResNet [17] on datasets without huge data size, Yuan et al. proposed T2T-ViT [52]. Besides, Hassani et al. proposed CCT [16] which uses convolution rather than patch embedding layer for self-attention processing. This introduces convolutional inductive bias for the transformer. Chen et al. proposed CrossViT [4], which combines image patches of different sizes by dual branches to produce stronger image features. Heo et al. [18] also verified whether pooling

layers bring advantages to ViT as they do in convolutional neural networks (CNNs). Liu et al. [30] reduced the attention mechanism from quadratic computational complexity to linear by window attention and the design of a shift window scheme. Graham et al. grafted CNN with Transformer to obtain LeViT [13] with higher accuracy and faster speed. Wu et al. have designed a new architecture called convolutional visual transformer CVT [50], which improves the performance and efficiency of ViT by introducing convolution into vision transformer to produce the better results of both designs. Chen et al. proposed a new architecture with a pyramidal structure and a novel region-to-local-attention vision transformer, RegionViT [3]. Wang et al. [48] introduced ViT into a CNN-like pyramid structure for intensive prediction tasks such as object detection and semantic segmentation.

The architectural design of these vision transformer efforts inspires our improvements for POSTER V1. This leads to a better trade-off between accuracy and computational complexity in FER with our POSTER V2.

3. Method

In this section, we first review the POSTER V1 process. We then describe the overall architecture of POSTER V2 and discuss the specific details of POSTER V2 in three directions: two-stream, cross-fusion, and multi-scale feature extraction.

3.1. A brief review of POSTER V1

POSTER V1 contains four main core designs: facial landmark detector, image backbone, cross-fusion transformer encoders and pyramid network. Given the input image $X \in \mathbb{R}^{H \times W \times 3}$, POSTER V1 obtain the image features X_{img} and landmark features X_{lm} by facial landmark detector and image backbone, respectively.

The image features $X_{img} \in \mathbb{R}^{N \times D}$ as well as the landmark features $X_{lm} \in \mathbb{R}^{N \times D}$ are mapped into three matrices respectively: image query matrix Q_{img} , image key matrix K_{img} , image value matrix V_{img} and landmark query

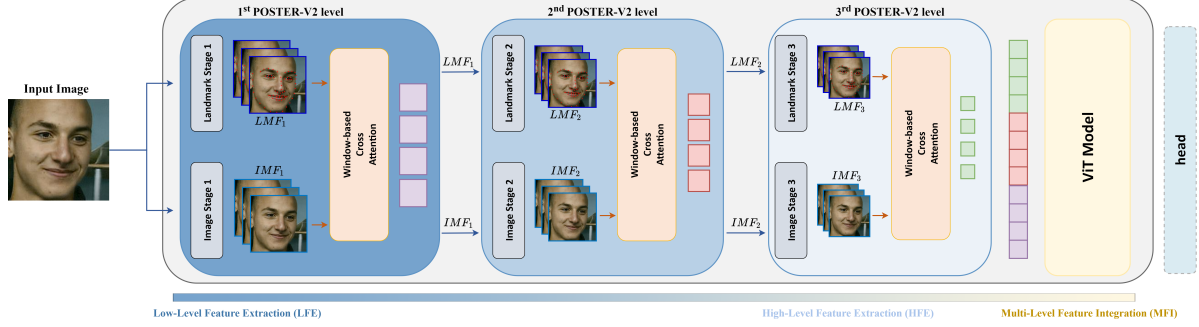


Figure 3. The overview of POSTER V2 architecture. LMF_i and IMF_i denotes facial landmark features and image features at the i -th level of POSTER V2 respectively.

matrix Q_{lm} , landmark key matrix K_{lm} , landmark value matrix V_{lm} in the cross-fusion transformer encoder. Specifically expressed as:

$$\begin{aligned} Q_{img} &= X_{img} W_{q1}, Q_{lm} = X_{lm} W_{q2}, \\ K_{img} &= X_{img} W_{k1}, K_{lm} = X_{lm} W_{k2}, \\ V_{img} &= X_{img} W_{v1}, V_{lm} = X_{lm} W_{v2}, \end{aligned} \quad (1)$$

where $W_{q1}, W_{q2}, W_{k1}, W_{k2}, W_{v1}$ and $W_{v2} \in \mathbb{R}^{D \times D}$ are the mapping matrix.

The cross-fusion transformer encoder uses the vanilla cross-attention mechanism to interact image features and landmark features respectively. It is defined as follows:

$$\begin{aligned} \text{Attention}_{(img)} &= \text{softmax}(Q_{lm} K_{img}^T / \sqrt{d}) V_{img}, \\ \text{Attention}_{(lm)} &= \text{softmax}(Q_{img} K_{lm}^T / \sqrt{d}) V_{lm}, \end{aligned} \quad (2)$$

where $\text{softmax}(\cdot)$ is softmax [1] activation function and $\frac{1}{\sqrt{d}}$ is an appropriately normalized scaling factor used to prevent the gradient from being too small.

In summary cross-fusion transformer encoder can be denoted as:

$$\begin{aligned} X'_{img} &= \text{Attention}_{(img)} + X_{img}, \\ X_{img,o} &= \text{MLP}(\text{Norm}(X'_{img})) + X'_{img}, \\ X'_{lm} &= \text{Attention}_{(lm)} + X_{lm}, \\ X_{lm,o} &= \text{MLP}(\text{Norm}(X'_{lm})) + X'_{lm}, \end{aligned} \quad (3)$$

where $\text{MLP}(\cdot)$ is multi-layer perceptron and $\text{Norm}(\cdot)$ denotes the normalization operation.

Finally, POSTER V1 extracts and integrates multi-scale features of images and landmarks by the pyramid network design. The specific details are shown in Figure 2.

3.2. Architecture

Figure 3 shows the pipeline for POSTER V2. The POSTER V2 keeps the facial landmark detector and image backbone in POSTER V1. In difference, we remove

the POSTER V1 pyramid architecture and the image-to-landmark branch of the two-stream design. Meanwhile, we perform multi-scale feature extraction directly from the facial landmark detector and image backbone. And we introduce a small vision transformer consisting of only two layers of vanilla tranformer blocks in POSTER V2 to integrate multi-scale features. Moreover, we design the new cross-fusion transformer encoder with window-based cross-attention mechanism. Next, we discuss the detailed modifications to POSTER V2.

3.3. Two-stream

Methods	RAF-DB	AffectNet
Baseline	91	65.06
POSTER V1	92.05	67.31
POSTER w/o image to landmark branch	91.82	65.96
POSTER w/o landmark to image branch	91.62	65.28

Table 1. Ablation study of two branches in cross-fusion of POSTER V1. The baseline in the table keeps the baseline setting in POSTER V1.

Although two-stream is central to the design of POSTER V1, POSTER V1 does not explore which branch of two-stream actually plays a major role. Thus, in this section, we first perform an ablation study of the two-stream to learn the contribution of the two branches to the FER. Table 1 shows the ablation results. We see that on the RAF-DB dataset, the accuracy of POSTER V1 slips by 0.23 after missing the image to landmark branch. If the landmark-to-image branch is missing, the accuracy of POSTER V1 on RAF-DB is reduced by 0.43. Meanwhile, we observe a similar situation on the AffectNet dataset. This indicates that although the image-to-landmark branch contributes to the POSTER V1 FER performance, it is the landmark-to-image branch that plays a decisive role in POSTER V1. Next, we analyze the above results at the theoretical level.

Discussion. The two-stream design in POSTER V1 is mainly used to solve the issues of intra-class discrepancy and inter-class similarity in FER. It includes landmark-to-



Figure 4. Input images (row 1), facial landmark images (row 2), landmark-to-image branching attention visualization results (row 3). We visualize the attention map belonging to the last layer of the landmarks to image branching for high-level features in POSTER V1. We can observe that with the help of landmark features, the attention map focuses more on the outstanding areas of face and less on the areas common to face.

image and image-to-landmark branches. We revisit the influence of the two branches on POSTER V1. In the landmark-to-image branch, the landmark features interact with the image features as queries Q_{lm} in the cross-attention mechanism. Image features are guided by landmark features to more easily represent salient regions of facial expressions when dealing with intra-class discrepancy issue. Also benefiting from the sparsity of landmark features, image features guided by landmark features reduce the focus on regions where faces are prevalent. This helps to reduce the impact of inter-class similarity in FER. The results of the visualization of landmark-to-image branch attention in Figure 4 also validate the above statements. Therefore, the landmark-to-image branch in the two-stream is essential and needs to be retained. For the image-to-landmark branch, the image features interact with the landmark features as query Q_{img} to compensate for the lack of landmark features. Although this also benefits the FER task to some extent, it does not contribute to solving the issues of inter-class similarity and intra-class discrepancy as well as comes with a huge computational cost. This is consistent with the results we observed in the ablation experiments of Table 1. Thus, by making a trade-off between computational cost and accuracy, we eventually remove the image-to-landmark branch in the two-stream design.

3.4. Cross-fusion

In POSTER V2 we use window-based cross-attention mechanism instead of vanilla cross-attention mechanism in POSTER V1 for the purpose of linear computation. Figure 5 illustrates the detailed differences between the two cross-attention mechanisms. For image features $X_{img} \in \mathbb{R}^{N \times D}$, we first divide them into several non-overlapping windows $z_{img} \in \mathbb{R}^{M \times D}$, where z_{img} contains M to-

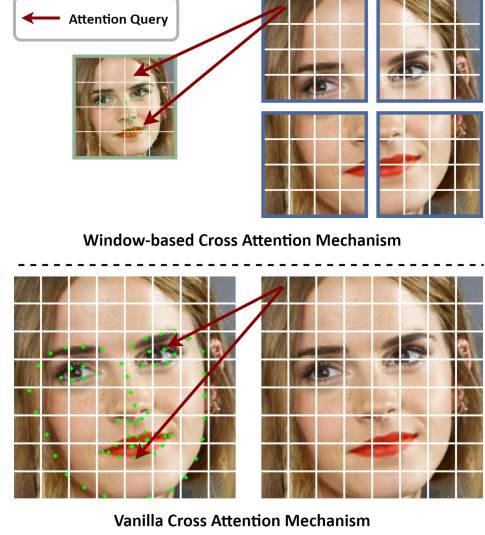


Figure 5. Window-based cross attention mechanism and vanilla cross attention mechanism.

kens. For the landmark feature $X_{lm} \in \mathbb{R}^{C \times H \times W}$, we first down-sample it to the window size $z_{lm} \in \mathbb{R}^{c \times h \times w}$, where $c = D, M = h \times w$. Then we reshape it according to the shape of Z_{img} . At this point, the cross-attention with I heads in a local window can be formulated as:

$$\begin{aligned} q &= z_{lm} w_q, k = z_{img} w_k, v = z_{img} w_v, \\ o^{(i)} &= \theta(q^{(i)} k^{(i)T} / \sqrt{d} + b) v^{(i)}, i = 1, \dots, I, \\ o &= [o^{(1)}, \dots, o^{(I)}] w_o, \end{aligned} \quad (4)$$

where w_q, w_k, w_v, w_o are the mapping matrix, respectively. $\theta(\cdot)$ is the softmax function. $[\cdot]$ denotes the merge operation and $b \in \mathbb{R}^{I \times I}$ is the relative position bias.

We perform the above cross-attention calculation for all windows. We refer to this cross-attention mechanism as window-based multi-head cross-attention (W-MCSA). Thus the cross-fusion transformer encoder in POSTER V2 can be expressed as follows:

$$\begin{aligned} X'_{img} &= \text{W-MCSA}_{(img)} + X_{img}, \\ X_{img-o} &= \text{MLP}(\text{Norm}(X'_{img})) + X'_{img}, \end{aligned} \quad (5)$$

Computational Complexity Analysis. Since the query in the two types of cross-attention computation keeps the same shape as the key, value, we can use the multi-head self-attention and the window-based multi-head self-attention complexity to represent their computational complexity. This can be indicated as follows:

$$\begin{aligned} \Omega(\text{MCSA}) &= 4ND^2 + 2N^2D, \\ \Omega(\text{W-MCSA}) &= 4ND^2 + 2M^2ND, \end{aligned} \quad (6)$$

According to Eqn 6, we can find that the window-based cross-attention mechanism we use successfully reduces the computational complexity of cross-fusion in POSTER V1 from square level to linear level. This further improves the computational efficiency of POSTER V2.

3.5. Multi-scale feature extraction

From Figure 3, we can observe that POSTER V2 removes the pyramid design from POSTER V1. Moreover, in POSTER V2, we extract multi-scale features directly from facial landmark detector and image backbone. And we also add a small vision transformer network to POSTER V2 for the integration of multi-scale features. For the obtained multi-scale features o^1, o^2, o^3 , we directly merge in the token dimension and using the vanilla transformer blocks for processing. This process is specifically described as:

$$\begin{aligned} o &= [o^1, o^2, o^3], \\ o' &= \text{MSA}(o) + o, \\ o_{\text{out}} &= \text{MLP}(\text{Norm}(o')) + o', \end{aligned} \quad (7)$$

where $\text{MSA}(\cdot)$ represents multi-head self-attention mechanism. For above design we discuss as follows.

Discussion. POSTER V1 adopts the pyramid structure to solve the scale sensitivity problem in FER. However, we consider that the pyramid structure design is only an up-sampling and down-sampling operation on the basis of the same scale feature map. Although it provides multi-scale information to some extent, we believe that it is not as good as multi-scale feature extraction directly from the network. The method analysis in section 4.3 also proves our point. For the integration of multi-scale features, we believe that the vanilla transformer block is sufficient for this task. We combine the tokens of all scale feature maps together, and the attention mechanism can model long-range dependencies for all scale tokens. Thus, different scales of token information are delivered in the transformer block.

4. Experiments

We verify the effectiveness of POSTER V2 on several standard FER datasets such as RAF-DB [29], AffectNet [32] and CAER-S [27]. In the following, we first compare POSTER V2 with SOTA methods. We then conduct a series of method analysis and ablation studies on POSTER V2. More detailed experimental setup, more experimental results and visualization results are detailed in the Appendix.

4.1. Experiment Setup

Datasets. We evaluate the FER performance of POSTER V2 on the widely used RAF-DB, AffectNet and CAER-S

Dataset	Train size	Test size	Classes
RAF-DB	12271	3068	7
AffectNet (7 cls)	280401	3500	7
AffectNet (8 cls)	283501	4000	8
CAER-S	44996	20987	7

Table 2. Detailed size of the experimental dataset.

datasets. The Real-world Affective Faces Database (RAF-DB) is a large-scale database of facial expressions, annotated by 315 staff members (students and faculty members of the University). For the selection of expressions, RAF-DB selected six basic emotions as well as neutral emotions from a range of expressions (e.g., smile, cackle, cry, anger, fear, dread, fear, shock, surprise, disgust, and no expression), for a total of seven expressions for expression annotation. It mainly contains 12,271 training images as well as 3,068 test images. AffectNet is currently the largest publicly available dataset in the FER field. It contains about 1M images of faces associated with emotional words. It mainly contains 8 categories of primary emotions (neutral, happy, angry, sad, fear, surprise, disgust, contempt). We mainly use AffectNet settings based on class 7 (excluding contempt) as well as class 8. AffectNet (7 cls) consists of 280K training images and 3,500 validation images (500 images per category). AffectNet (8 cls) consists of 283K training images and 4,000 validation images (500 images per category). The CAER-S dataset was obtained from the CAER dataset containing 65,983 images. It is mainly divided into 7 types of expressions: neutral, happy, sad, surprised, fear, disgust and anger. In the FER task we used 44996 images for training and 20987 images for testing. The specific dataset configuration is shown in Table 2.

Methods	Year	RAF-DB	AffectNet (7 cls)	AffectNet (8 cls)
SCN [46]	CVPR 2020	87.03	-	60.23
PSR [45]	CVPR 2020	88.98	63.77	60.68
LDL-ALSG [5]	CVPR 2020	85.53	59.35	-
RAN [47]	TIP 2020	86.9	-	-
DAFL [11]	WACV 2020	87.78	65.2	-
KTN [28]	TIP 2021	88.07	63.97	-
DMUE [39]	CVPR 2021	89.42	63.11	-
FDRL [36]	CVPR 2021	89.47	-	-
VTFF [31]	TAC 2021	88.14	61.85	-
ARM [40]	2021	90.42	65.2	61.33
TransFER [51]	ICCV 2021	90.91	66.23	-
DAN [49]	2021	89.7	65.69	62.09
EfficientFace [57]	AAAI 2021	88.36	63.7	60.23
MA-Net [56]	TIP 2021	88.42	64.53	60.29
Meta-Face2Exp [53]	CVPR 2022	88.54	64.23	-
EAC [54]	ECCV 2022	90.35	65.32	-
POSTER V1 [58]	2022	92.05	67.31	63.34
POSTER V2	-	92.21	67.49	63.77

Table 3. Comparison results with SOTA FER algorithm on RAF-DB and AffectNet.

Settings. Similar to POSTER V1 [58], we also use the ir50 [7] network pre-trained on the Ms-Celeb-1M [14] dataset as the image backbone. And MobileFaceNet [2] with frozen weights is used as our facial landmark detector. We employ

Dataset	Method	Neutral	Happy	Sad	Surprise	Fear	Disgust	Anger	Contempt	mean Acc
RAF-DB	POSTER V1	92.35	96.96	91.21	90.27	67.57	75	88.89	-	86.04
RAF-DB	POSTER V2	92.06	97.22	92.89	90.58	68.92	71.88	88.27	-	85.97
AffectNet (7 cls)	POSTER V1	67.2	89	67	64	64.8	56	62.6	-	67.23
AffectNet (7 cls)	POSTER V2	65.4	89.4	68	66	64.2	54.4	65	-	67.45
AffectNet (8 cls)	POSTER V1	59.4	80.2	66.6	63.6	63.6	59.8	58.8	54.71	63.34
AffectNet (8 cls)	POSTER V2	60.6	76.4	66.8	65.6	63	58	60.2	59.52	63.76

Table 4. Class-wise accuracy of POSTER V1 and POSTER V2 on RAF-DB, AffectNet (7 cls), and AffectNet (8 cls) datasets. Green, blue and red mark the highest value of single category in RAF-DB, AffectNet (7 cls) and AffectNet (8 cls) respectively.

the Adam [25] optimizer for 200 epochs training. A training scheme with a batch size of 144, a learning rate of $3.5e-4$ and a weight decay of $1e-4$ was used. We use random horizontal flipping and random erasing as our data augmentation methods. For the loss function, we choose the standard cross-entropy loss. We eventually realized POSTER V2 on a single NVIDIA RTX 3090 via Pytorch.

4.2. Comparison with SOTA FER Methods

Results on RAF-DB. We compare POSTER V2 with the SOTA FER algorithms in recent years on the RAF-DB datasets in Table 3. The experimental results show that POSTER V2 exhibits SOTA performance on RAF-DB. Compared with POSTER V1 (92.05), POSTER V2 improved by 0.16. +1.86 for POSTER V2 over EAC (90.35), and +1.3 for POSTER V2 over TransFER (90.91). This shows the superiority of POSTER V2 on RAF-DB. Table 4 shows the comparison of POSTER V2 with POSTER V1 for RAF-DB individual classes and average accuracy. Although POSTER V2 outperformed POSTER V1 in several categories, the average accuracy was slightly inferior to POSTER V1.

Results on AffectNet. In Table 3, we also conduct FER experiments on AffectNet (7 cls) as well as AffectNet (8 cls). We observe that POSTER V2 exhibits SOTA FER effect in both AffectNet (7 cls) and AffectNet (8 cls). Compared with POSTER V1 (67.31, 63.34), POSTER V2 increases 0.18, 0.43 on AffectNet (7 cls) and AffectNet (8 cls), respectively. On AffectNet (8 cls), POSTER V2 is higher than DAN (62.09) by 1.68. On AffectNet (7 cls), POSTER V2 is greater than TransFER (66.23) with 1.26. This demonstrates that POSTER V2 can maintain excellent FER performance even on larger datasets. Table 4 shows that POSTER V2 exceeds POSTER V1 for the majority of individual class accuracies in both AffectNet (7 cls) and AffectNet (8 cls). As a result, POSTER V2 achieves better average accuracy than POSTER V1 on AffectNet.

Results on CAER-S. We compare POSTER V2 with SOTA FER methods of recent years on the CAER-S dataset. Our POSTER V2 in Table 5 performs extremely well on the CAER-S dataset. Specifically, POSTER V2 scored 92.98 on CAER-S. +0.27 for POSTER V2 over POSTER

Methods	Year	CAER-S
DSN [10]	ICML 2018	75.19
CAER-Net-S [27]	ICCV 2019	73.51
GRERN [12]	IEEE Access 2020	81.31
EfficientFace [57]	AAAI 2021	85.87
MA-Net [56]	TIP 2021	88.42
GLAMOR-Net [26]	NCA 2021	89.88
POSTER V1 [58]	2022	92.73
POSTER V2	-	93

Table 5. Comparison results with SOTA FER algorithm on CAER-S.

V1 (92.73). +3.12 for POSTER V2 over GLAMOR-Net (89.88), and +4.58 for POSTER V2 over MA-Net (88.42). +7.13 for POSTER V2 over EfficientFace (85.87). The excellent results on CAER-S prove that the success of POSTER V2 is no accident. It shows the powerful generalization ability of POSTER V2.

4.3. FLOPs and Param Comparison

Methods	#Param	#FLOPs	RAF-DB	AffectNet
POSTER V1-T	52.2M	13.6G	91.36	66.87
POSTER V1-S	62.0M	14.7G	91.54	67.13
POSTER V1	71.8M	15.7G	92.05	67.31
POSTER V2	43.7M	8.4G	92.21	67.49

Table 6. Comparison of Param and FLOPs with POSTER V1.

From Table 6, we can see that POSTER V2 achieves better FER results with smaller Param and FLOPs than POSTER V1. Compared to POSTER V1-T, POSTER V2 reduces 8.5M Param and 5.2G FLOPs, while increasing 0.85% on RAF-DB and 0.62% on AffectNet. Compared to POSTER V1-S, POSTER V2 reduces 18.3M Param and 6.3G FLOPs, while increasing 0.67% on RAF-DB and 0.36% on AffectNet. Compared to POSTER V1, POSTER V2 reduces 28.1M Param and 7.3G FLOPs, while increasing 0.16% on RAF-DB and 0.18% on AffectNet. Therefore, POSTER V2 would be a better choice for the FER task.

4.4. Method Analysis

In this sub-section, we present a method analysis for the small ViT model we used in POSTER V2 on RAF-DB.

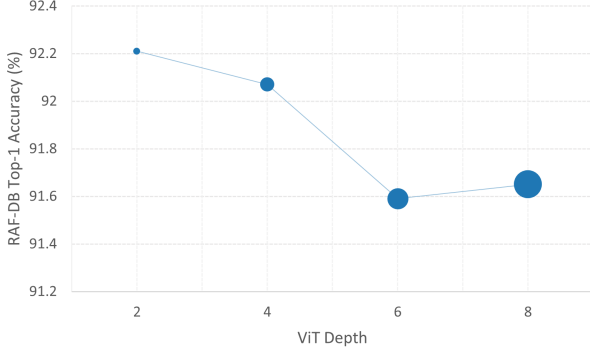


Figure 6. Influence of different depth ViT models on POSTER V2 for RAF-DB.

ViT depth. Here, we investigate the impact of different depths for ViT on the FER performance of POSTER V2. In Figure 6, we show the influence of the ViT model with depth $\{2, 4, 6, 8\}$ on POSTER V2. We observe that for multi-scale integration we do not need to increase the depth of the ViT model. The ViT model with a depth of 2 is sufficient to handle the FER task. A deeper ViT model hurts the performance of POSTER V2 instead.

ViT w/ pre-trained weights	RAF-DB	AffectNet
✓	92.21	67.49
✗	91.49	60.2

Table 7. Impact of pre-trained ViT models for POSTER V2 on FER.

Pre-trained ViT. We study the influence of the pre-trained ViT model on POSTER V2. We use the ViT pre-trained weights on ImagenNet-21K [35] for POSTER V2. Table 7 shows that the performance of POSTER V2 on FER drops after using the pre-trained ViT model. We argue that this is mainly due to the fact that the pre-trained ViT model acts mainly on the feature extraction of the image-level inputs. However, in POSTER V2, ViT performs the multi-scale feature integration task of feature-level inputs. The difference in input and task resulted in the pre-trained ViT not working on POSTER V2.

4.5. Ablation Study

Methods	RAF-DB	AffectNet
POSTER V2	92.21	67.49
w/o multi-scale feature extraction	91.47	66.51
w/o ViT	91.86	66.92
w/o W-MCSA	91.56	67.24
w/o cross-fusion	91.39	66.35

Table 8. Results of ablation experiments of key components of POSTER V2.

We validate the effectiveness of our POSTER V1 im-

provement component on the RAF-DB as well as on the AffectNet dataset.

Multi-scale feature extraction. We first verify the effectiveness of extracting multi-scale features directly in the network. In this ablation experiment, we only use the image backbone as well as the last layer of feature maps from the facial landmark detector for cross-fusion. From Table 8 we observe that POSTER V2 degrades significantly on the RAF-DB and AffectNet datasets when multi-scale feature extraction is not performed. This shows that our method of directly extracting multi-scale features can also solve the scale sensitivity issue of FER. Also, this indicates the importance of multi-scale features for FER.

ViT. For the ViT used for multi-scale feature integration, we ablate it. We directly sum several different scale features for FER. According to the experimental results in Table 8, POSTER V2 decreases by 0.35 on RAF-DB and 0.57 on AffectNet when multi-scale feature integration is not performed by ViT. This suggests that ViT facilitates multi-scale feature integration.

W-MCSA. We validate the effectiveness of W-MCSA for cross-fusion by ablation experiments. In this experiment, we use the vanilla cross-attention mechanism to replace our window-based cross-attention mechanism. We observed that POSTER V2 degraded on both RAF-DB and AffectNet datasets. This shows that the W-MCSA we use both improves the FER accuracy and reduces the computational complexity of POSTER V1. Thus, W-MCSA is essential for POSTER V2.

Cross-fusion. This experiment mainly verifies the role of landmark-to-image branch for POSTER V2. In the ablation experiments on cross-fusion, we merge the extracted image multi-scale features and landmark multi-scale features directly and integrate them by ViT. Table 8 shows that the effectiveness of POSTER V2 on RAF-DB as well as AffectNet drops sharply when cross-fusion is not applied. This shows that cross-fusion is the key for POSTER V2 to achieve SOTA FER. Also, this indicates that addressing inter-class similarity and intra-class discrepancy are particularly important for FER task.

5. Conclusion

In this paper, we improve POSTER V1 from three directions: two-stream, cross-fusion, and multi-scale feature extraction to obtain a simpler and stronger vision transformer for FER, POSTER V2. Extensive FER experimental results show that POSTER V2 achieves the state-of-the-art FER performance while greatly reducing the Param and FLOPs of POSTER V1. This suggests that POSTER V2 achieves a better trade-off between accuracy and computational complexity. Therefore, POSTER V2 is a better choice for the FER task.

Acknowledge

This work was supported by Public-welfare Technology Application Research of Zhejiang Province in China under Grant LGG22F020032, and Key Research and Development Project of Zhejiang Province in China under Grant 2021C03137.

References

- [1] Peter F Brown, Vincent J Della Pietra, Peter V Desouza, Jennifer C Lai, and Robert L Mercer. Class-based n-gram models of natural language. *Computational linguistics*, 18(4):467–480, 1992. 4
- [2] Cunjian Chen. PyTorch Face Landmark: A fast and accurate facial landmark detector, 2021. 6
- [3] Chun-Fu Chen, Rameswar Panda, and Quanfu Fan. Regionvit: Regional-to-local attention for vision transformers. *arXiv preprint arXiv:2106.02689*, 2021. 3
- [4] Chun-Fu Richard Chen, Quanfu Fan, and Rameswar Panda. Crossvit: Cross-attention multi-scale vision transformer for image classification. In *Proceedings of the IEEE/CVF international conference on computer vision*, pages 357–366, 2021. 3
- [5] Shikai Chen, Jianfeng Wang, Yuedong Chen, Zhongchao Shi, Xin Geng, and Yong Rui. Label distribution learning on auxiliary label space graphs for facial expression recognition. In *Proceedings of the IEEE/CVF conference on computer vision and pattern recognition*, pages 13984–13993, 2020. 6
- [6] Navneet Dalal and Bill Triggs. Histograms of oriented gradients for human detection. In *2005 IEEE computer society conference on computer vision and pattern recognition (CVPR'05)*, volume 1, pages 886–893. Ieee, 2005. 1
- [7] Jiankang Deng, Jia Guo, Niannan Xue, and Stefanos Zafeiriou. Arcface: Additive angular margin loss for deep face recognition. In *Proceedings of the IEEE/CVF conference on computer vision and pattern recognition*, pages 4690–4699, 2019. 6
- [8] Alexey Dosovitskiy, Lucas Beyer, Alexander Kolesnikov, Dirk Weissenborn, Xiaohua Zhai, Thomas Unterthiner, Mostafa Dehghani, Matthias Minderer, Georg Heigold, Sylvain Gelly, et al. An image is worth 16x16 words: Transformers for image recognition at scale. *arXiv preprint arXiv:2010.11929*, 2020. 3
- [9] Tongle Fan, Guanglei Wang, Yan Li, and Hongrui Wang. Ma-net: A multi-scale attention network for liver and tumor segmentation. *IEEE Access*, 8:179656–179665, 2020. 3
- [10] Yingruo Fan, Jacqueline CK Lam, and Victor OK Li. Video-based emotion recognition using deeply-supervised neural networks. In *Proceedings of the 20th ACM International Conference on Multimodal Interaction*, pages 584–588, 2018. 7
- [11] Amir Hossein Farzaneh and Xiaojun Qi. Facial expression recognition in the wild via deep attentive center loss. In *Proceedings of the IEEE/CVF winter conference on applications of computer vision*, pages 2402–2411, 2021. 6
- [12] Qinquan Gao, Hanxin Zeng, Gen Li, and Tong Tong. Graph reasoning-based emotion recognition network. *IEEE Access*, 9:6488–6497, 2021. 7
- [13] Benjamin Graham, Alaaeldin El-Nouby, Hugo Touvron, Pierre Stock, Armand Joulin, Hervé Jégou, and Matthijs Douze. Levit: a vision transformer in convnet’s clothing for faster inference. In *Proceedings of the IEEE/CVF international conference on computer vision*, pages 12259–12269, 2021. 3
- [14] Yandong Guo, Lei Zhang, Yuxiao Hu, Xiaodong He, and Jianfeng Gao. Ms-celeb-1m: A dataset and benchmark for large-scale face recognition. In *European conference on computer vision*, pages 87–102. Springer, 2016. 6
- [15] Dongyoon Han, Sangdoo Yun, Byeongho Heo, and YoungJoon Yoo. Rexnet: Diminishing representational bottleneck on convolutional neural network. *arXiv preprint arXiv:2007.00992*, 6, 2020. 1
- [16] Ali Hassani, Steven Walton, Nikhil Shah, Abulikemu Abuduweili, Jiachen Li, and Humphrey Shi. Escaping the big data paradigm with compact transformers. *arXiv preprint arXiv:2104.05704*, 2021. 3
- [17] Kaiming He, Xiangyu Zhang, Shaoqing Ren, and Jian Sun. Deep residual learning for image recognition. In *Proceedings of the IEEE conference on computer vision and pattern recognition*, pages 770–778, 2016. 3
- [18] Byeongho Heo, Sangdoo Yun, Dongyoon Han, Sanghyuk Chun, Junsuk Choe, and Seong Joon Oh. Rethinking spatial dimensions of vision transformers. In *Proceedings of the IEEE/CVF International Conference on Computer Vision*, pages 11936–11945, 2021. 3
- [19] Andrew G Howard, Menglong Zhu, Bo Chen, Dmitry Kalenichenko, Weijun Wang, Tobias Weyand, Marco Andreetto, and Hartwig Adam. Mobilenets: Efficient convolutional neural networks for mobile vision applications. *arXiv preprint arXiv:1704.04861*, 2017. 1
- [20] Yuxiao Hu, Zhihong Zeng, Lijun Yin, Xiaozhou Wei, Xi Zhou, and Thomas S Huang. Multi-view facial expression recognition. In *2008 8th IEEE International Conference on Automatic Face & Gesture Recognition*, pages 1–6. IEEE, 2008. 1
- [21] Gao Huang, Zhuang Liu, Laurens Van Der Maaten, and Kilian Q Weinberger. Densely connected convolutional networks. In *Proceedings of the IEEE conference on computer vision and pattern recognition*, pages 4700–4708, 2017. 2
- [22] Yin-Fu Huang and Chia-Hsin Tsai. Pidvit: Pose-invariant distilled vision transformer for facial expression recognition in the wild. *IEEE Transactions on Affective Computing*, 2022. 2
- [23] Tasked Jabid, Md Hasanul Kabir, and Oksam Chae. Local directional pattern (ldp) for face recognition. In *2010 digest of technical papers international conference on consumer electronics (ICCE)*, pages 329–330. IEEE, 2010. 1
- [24] Sangwon Kim, Jaeyeal Nam, and Byoung Chul Ko. Facial expression recognition based on squeeze vision transformer. *Sensors*, 22(10):3729, 2022. 2
- [25] Diederik P Kingma and Jimmy Ba. Adam: A method for stochastic optimization. *arXiv preprint arXiv:1412.6980*, 2014. 7

- [26] Nhat Le, Khanh Nguyen, Anh Nguyen, and Bac Le. Global-local attention for emotion recognition. *Neural Computing and Applications*, 34(24):21625–21639, 2022. 7
- [27] Jiyoung Lee, Seungryong Kim, Sunok Kim, Jungin Park, and Kwanghoon Sohn. Context-aware emotion recognition networks. In *Proceedings of the IEEE/CVF international conference on computer vision*, pages 10143–10152, 2019. 6, 7
- [28] Hangyu Li, Nannan Wang, Xinpeng Ding, Xi Yang, and Xinbo Gao. Adaptively learning facial expression representation via cf labels and distillation. *IEEE Transactions on Image Processing*, 30:2016–2028, 2021. 6
- [29] Shan Li, Weihong Deng, and JunPing Du. Reliable crowdsourcing and deep locality-preserving learning for expression recognition in the wild. In *2017 IEEE Conference on Computer Vision and Pattern Recognition (CVPR)*, pages 2584–2593. IEEE, 2017. 2, 6
- [30] Ze Liu, Yutong Lin, Yue Cao, Han Hu, Yixuan Wei, Zheng Zhang, Stephen Lin, and Baining Guo. Swin transformer: Hierarchical vision transformer using shifted windows. In *Proceedings of the IEEE/CVF International Conference on Computer Vision*, pages 10012–10022, 2021. 3
- [31] Fuyan Ma, Bin Sun, and Shutao Li. Facial expression recognition with visual transformers and attentional selective fusion. *IEEE Transactions on Affective Computing*, 2021. 2, 6
- [32] Ali Mollahosseini, Behzad Hasani, and Mohammad H Mahoor. Affectnet: A database for facial expression, valence, and arousal computing in the wild. *IEEE Transactions on Affective Computing*, 10(1):18–31, 2017. 2, 6
- [33] Stephen Moore and Richard Bowden. Local binary patterns for multi-view facial expression recognition. *Computer vision and image understanding*, 115(4):541–558, 2011. 1
- [34] Timo Ojala, Matti Pietikainen, and Topi Maenpaa. Multiresolution gray-scale and rotation invariant texture classification with local binary patterns. *IEEE Transactions on pattern analysis and machine intelligence*, 24(7):971–987, 2002. 1, 2
- [35] Tal Ridnik, Emanuel Ben-Baruch, Asaf Noy, and Lih Zelnik-Manor. Imagenet-21k pretraining for the masses. *arXiv preprint arXiv:2104.10972*, 2021. 8
- [36] Delian Ruan, Yan Yan, Shenqi Lai, Zhenhua Chai, Chunhua Shen, and Hanzi Wang. Feature decomposition and reconstruction learning for effective facial expression recognition. In *Proceedings of the IEEE/CVF Conference on Computer Vision and Pattern Recognition*, pages 7660–7669, 2021. 6
- [37] Dinh Viet Sang, Pham Thai Ha, et al. Discriminative deep feature learning for facial emotion recognition. In *2018 1st International Conference on Multimedia Analysis and Pattern Recognition (MAPR)*, pages 1–6. IEEE, 2018. 2
- [38] Andrey V Savchenko. Facial expression and attributes recognition based on multi-task learning of lightweight neural networks. In *2021 IEEE 19th International Symposium on Intelligent Systems and Informatics (SISY)*, pages 119–124. IEEE, 2021. 1, 2
- [39] Jiahui She, Yibo Hu, Hailin Shi, Jun Wang, Qiu Shen, and Tao Mei. Dive into ambiguity: Latent distribution mining and pairwise uncertainty estimation for facial expression recognition. In *Proceedings of the IEEE/CVF Conference on Computer Vision and Pattern Recognition*, pages 6248–6257, 2021. 6
- [40] Jiawei Shi, Songhao Zhu, and Zhiwei Liang. Learning to amend facial expression representation via de-albino and affinity. *arXiv preprint arXiv:2103.10189*, 2021. 6
- [41] Mingxing Tan and Quoc Le. Efficientnet: Rethinking model scaling for convolutional neural networks. In *International conference on machine learning*, pages 6105–6114. PMLR, 2019. 1
- [42] Hugo Touvron, Matthieu Cord, Matthijs Douze, Francisco Massa, Alexandre Sablayrolles, and Hervé Jégou. Training data-efficient image transformers & distillation through attention. In *International Conference on Machine Learning*, pages 10347–10357. PMLR, 2021. 3
- [43] Hugo Touvron, Matthieu Cord, Alexandre Sablayrolles, Gabriel Synnaeve, and Hervé Jégou. Going deeper with image transformers. In *Proceedings of the IEEE/CVF International Conference on Computer Vision*, pages 32–42, 2021. 3
- [44] Laurens Van der Maaten and Geoffrey Hinton. Visualizing data using t-sne. *Journal of machine learning research*, 9(11), 2008. 14
- [45] Thanh-Hung Vo, Guee-Sang Lee, Hyung-Jeong Yang, and Soo-Hyung Kim. Pyramid with super resolution for in-the-wild facial expression recognition. *IEEE Access*, 8:131988–132001, 2020. 2, 6
- [46] Kai Wang, Xiaojiang Peng, Jianfei Yang, Shijian Lu, and Yu Qiao. Suppressing uncertainties for large-scale facial expression recognition. In *Proceedings of the IEEE/CVF conference on computer vision and pattern recognition*, pages 6897–6906, 2020. 6
- [47] Kai Wang, Xiaojiang Peng, Jianfei Yang, Debin Meng, and Yu Qiao. Region attention networks for pose and occlusion robust facial expression recognition. *IEEE Transactions on Image Processing*, 29:4057–4069, 2020. 6
- [48] Wenhai Wang, Enze Xie, Xiang Li, Deng-Ping Fan, Kaitao Song, Ding Liang, Tong Lu, Ping Luo, and Ling Shao. Pyramid vision transformer: A versatile backbone for dense prediction without convolutions. In *Proceedings of the IEEE/CVF International Conference on Computer Vision*, pages 568–578, 2021. 3
- [49] Zhengyao Wen, Wenzhong Lin, Tao Wang, and Ge Xu. Distract your attention: Multi-head cross attention network for facial expression recognition. *arXiv preprint arXiv:2109.07270*, 2021. 6
- [50] Haiping Wu, Bin Xiao, Noel Codella, Mengchen Liu, Xiyang Dai, Lu Yuan, and Lei Zhang. Cvt: Introducing convolutions to vision transformers. In *Proceedings of the IEEE/CVF International Conference on Computer Vision*, pages 22–31, 2021. 3
- [51] Fanglei Xue, Qiangchang Wang, and Guodong Guo. Transfer: Learning relation-aware facial expression representations with transformers. In *Proceedings of the IEEE/CVF International Conference on Computer Vision*, pages 3601–3610, 2021. 1, 2, 6
- [52] Li Yuan, Yunpeng Chen, Tao Wang, Weihao Yu, Yujun Shi, Zi-Hang Jiang, Francis EH Tay, Jiashi Feng, and Shuicheng

- Yan. Tokens-to-token vit: Training vision transformers from scratch on imagenet. In *Proceedings of the IEEE/CVF International Conference on Computer Vision*, pages 558–567, 2021. 3
- [53] Dan Zeng, Zhiyuan Lin, Xiao Yan, Yuting Liu, Fei Wang, and Bo Tang. Face2exp: Combating data biases for facial expression recognition. In *Proceedings of the IEEE/CVF Conference on Computer Vision and Pattern Recognition*, pages 20291–20300, 2022. 6
- [54] Yuhang Zhang, Chengrui Wang, Xu Ling, and Weihong Deng. Learn from all: Erasing attention consistency for noisy label facial expression recognition. In *European Conference on Computer Vision*, pages 418–434. Springer, 2022. 2, 6
- [55] Guoying Zhao and Matti Pietikainen. Dynamic texture recognition using local binary patterns with an application to facial expressions. *IEEE transactions on pattern analysis and machine intelligence*, 29(6):915–928, 2007. 1, 2
- [56] Zengqun Zhao, Qingshan Liu, and Shanmin Wang. Learning deep global multi-scale and local attention features for facial expression recognition in the wild. *IEEE Transactions on Image Processing*, 30:6544–6556, 2021. 6, 7
- [57] Zengqun Zhao, Qingshan Liu, and Feng Zhou. Robust lightweight facial expression recognition network with label distribution training. In *Proceedings of the AAAI conference on artificial intelligence*, volume 35, pages 3510–3519, 2021. 1, 6, 7
- [58] Ce Zheng, Matias Mendieta, and Chen Chen. Poster: A pyramid cross-fusion transformer network for facial expression recognition. *arXiv preprint arXiv:2204.04083*, 2022. 2, 3, 6, 7
- [59] Lin Zhong, Qingshan Liu, Peng Yang, Bo Liu, Junzhou Huang, and Dimitris N Metaxas. Learning active facial patches for expression analysis. In *2012 IEEE Conference on Computer Vision and Pattern Recognition*, pages 2562–2569. IEEE, 2012. 1, 2
- [60] Daquan Zhou, Bingyi Kang, Xiaojie Jin, Linjie Yang, Xiao Chen Lian, Zihang Jiang, Qibin Hou, and Jiashi Feng. Deepvit: Towards deeper vision transformer. *arXiv preprint arXiv:2103.11886*, 2021. 3

Appendix

A. Implementation Details

For POSTER V2, we conduct FER experiments on the RAF-DB, AffectNet, and CAER-S datasets, respectively. For different datasets, we adopt different detail settings. Specifically, for different datasets, we exploit different learning rates for training according to the settings of POSTER V1. Moreover, for AffectNet (8 cls), POSTER V2 uses a classification head with a category number of 8 for prediction. The rest of the settings are consistent with the experimental sections in the main text.

config	value
optimizer	Adam
base learning rate	3.50E-05
weight decay	1.00E-04
batch size	144
training epochs	200
learning rate schedule	ExponentialLR (gamma=0.98)
augmentation	RandomHorizontalFlip(), RandomErasing(scale=(0.02, 0.1)).
drop path	linspace(0, 0.5, 5)
num classes	7

Table 9. Supervised training POSTER V2 from scratch on RAF-DB.

RAF-DB Settings. We use the Adam optimizer with a learning rate of $3.5e-5$ for 200 epochs training. The batch size is maintained at 144 and the weight decay remains at $1e-4$. The learning rate schedule uses an exponential decay with a gamma of 0.98. Data augmentation includes random horizontal flipping and random erasure. The specific settings are shown in Table 9.

config	value
optimizer	Adam
base learning rate	1.00E-06
weight decay	1.00E-04
batch size	144
training epochs	200
learning rate schedule	ExponentialLR (gamma=0.98)
augmentation	RandomHorizontalFlip(), RandomErasing(p=1, scale=(0.05, 0.05)).
drop path	linspace(0, 0.5, 5)
num classes	7

Table 10. Supervised training POSTER V2 from scratch on AffectNet (7 cls).

AffectNet (7 cls) Settings. On the AffectNet (7 cls) dataset, we adjust the learning rate to $1e-6$. The training epochs remains at 200. The batch size is maintained at 144 and the weight decay remains at $1e-4$. The learning rate schedule uses an exponential decay with a gamma of 0.98. Data augmentation includes random horizontal flipping and random erasure. The detailed settings are shown in Table 10.

config	value
optimizer	Adam
base learning rate	1.00E-06
weight decay	1.00E-04
batch size	144
training epochs	200
learning rate schedule	ExponentialLR (gamma=0.98)
augmentation	RandomHorizontalFlip(), RandomErasing(p=1, scale=(0.05, 0.05)).
drop path	linspace(0, 0.5, 5)
num classes	8

Table 11. Supervised training POSTER V2 from scratch on AffectNet (8 cls).

AffectNet (8 cls) Settings. We use the Adam optimizer with a learning rate of $1e-6$ for 200 epochs training. The batch size is maintained at 144 and the weight decay remains at $1e-4$. The learning rate schedule uses an exponential decay with a gamma of 0.98. Data augmentation includes random horizontal flipping and random erasure. In addition, we set the number of categories to 8. Table 11 shows the specific experimental settings.

config	value
optimizer	Adam
base learning rate	4.00E-05
weight decay	1.00E-04
batch size	144
training epochs	200
learning rate schedule	ExponentialLR (gamma=0.98)
augmentation	RandomHorizontalFlip(), RandomErasing(p=1, scale=(0.05, 0.05)).
drop path	linspace(0, 0.5, 5)
num classes	7

Table 12. Supervised training POSTER V2 from scratch on CAER-S.

CAER-S Settings. On the CAER-S dataset, we employ the Adam optimizer with a learning rate of $4e-5$ for 200 epochs of training. The batch size is maintained at 144 and the weight decay remains at $1e-4$. The learning rate schedule uses an exponential decay with a gamma of 0.98. Data augmentation includes random horizontal flipping and random erasure. The specific settings are shown in Table 12.

B. Detailed Experimental Results

In this section, we show more detailed experimental results of POSTER V2 on each dataset. And we also show the confusion matrix of POSTER V2 in each dataset in Figure 7.

RAF-DB Results. Figure 8 shows the specific training process of POSTER V2 on RAF-DB. We observe that the training loss and validation loss of POSTER V2 decrease until saturation during the training process. Furthermore, the training accuracy and validation accuracy of POSTER V2

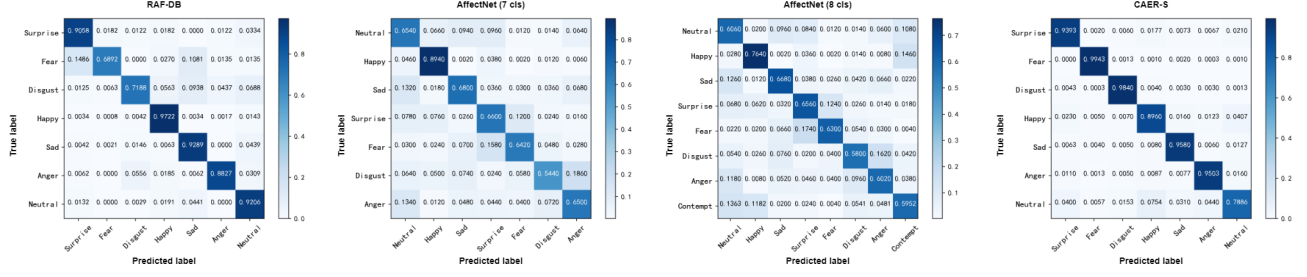


Figure 7. The confusion matrix of POSTER V2 on each dataset.

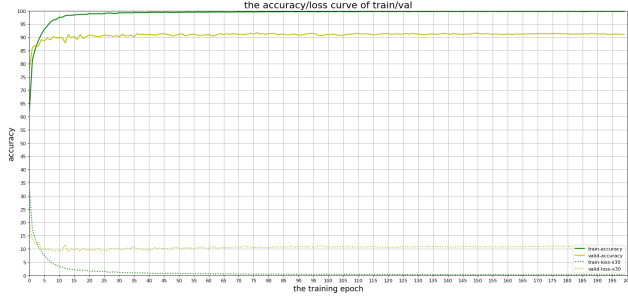


Figure 8. The specific training process of POSTER V2 on RAF-DB.

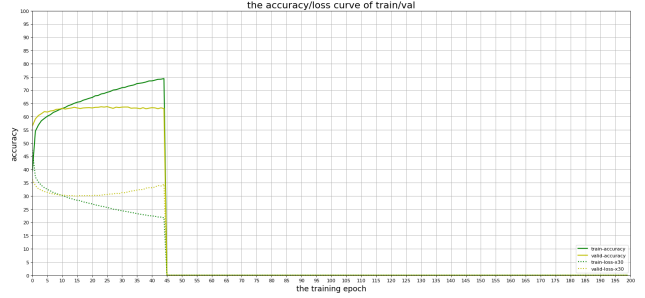


Figure 10. The detailed training process of POSTER V2 on AffectNet (8 cls).

continue to increase until a small fluctuation.

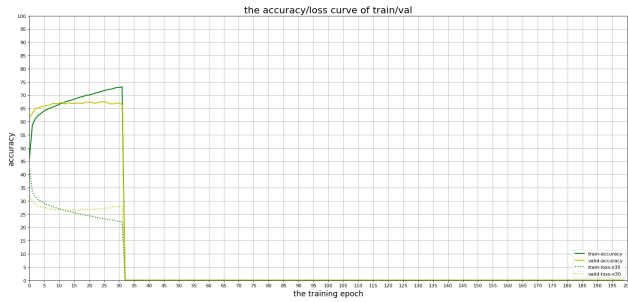


Figure 9. The detailed training process of POSTER V2 on AffectNet (7 cls).

AffectNet (7 cls) Results. We show in Figure 9 the detailed training of POSTER V2 on AffectNet (7 cls). POSTER V2 achieves the best training results on AffectNet (7 cls) at an early stage. At this point, POSTER V2 achieves the highest accuracy on AffectNet (7 cls) for both the training and test sets. Therefore, we stop training in time to save training costs.

AffectNet (8 cls) Results. Figure 10 shows the exact performance of POSTER V2 on AffectNet (8 cls). We observe a similar phenomenon on AffectNet (8 cls) as POSTER V2 did on AffectNet (7 cls). POSTER V2 also reach saturation in the early stages of AffectNet (8 cls). POSTER V2 training loss continues to show a decreasing trend, yet there is a small increase in validation loss. Nevertheless, the training

accuracy of POSTER V2 on AffectNet (8 cls) continues to increase, and the validation accuracy has largely been optimal and remains constant. Therefore, we take the same early end operation for POSTER V2 on AffectNet (8 cls) as we do for AffectNet (7 cls).

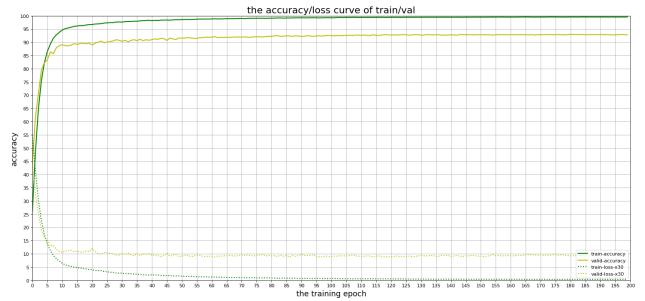


Figure 11. The detailed training process of POSTER V2 on CAER-S.

CAER-S Results. We show the specific training performance of POSTER V2 on CAER-S in Figure 11. Compared with other datasets, POSTER V2 has a relatively long saturation time on the CAER-S dataset. During the training process, the loss on the POSTER V2 training and validation sets decreases and saturates at a late stage. Meanwhile, the accuracy of POSTER V2 on the training and validation sets has been increasing.

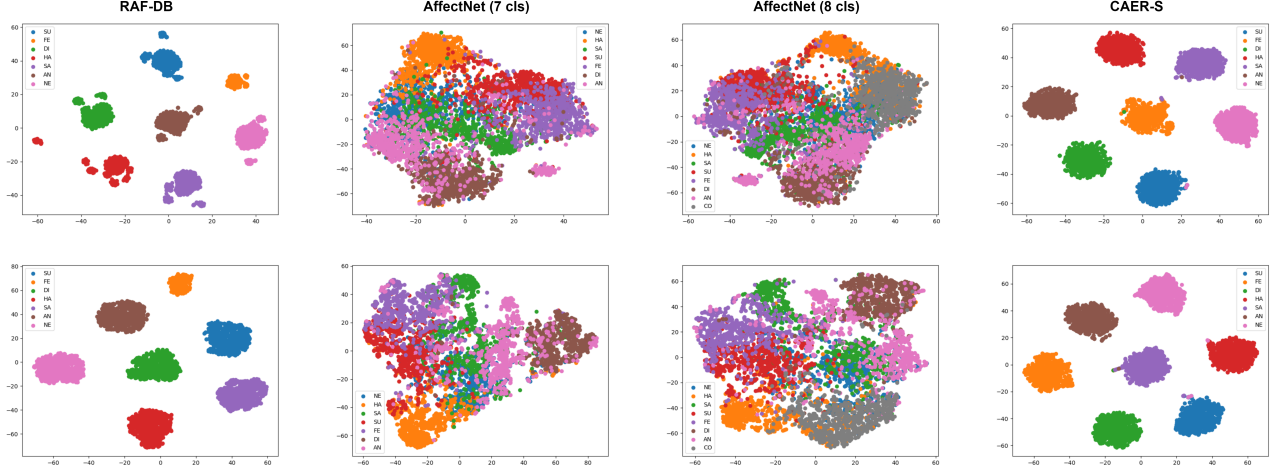


Figure 12. Comparison of POSTER V2 and POSTER V1 high-dimensional space t-SNE visualization results. POSTER V1 t-SNE visualization results (first row), POSTER V2 t-SNE visualization results (second row).




Figure 13. POSTER V2 cross-fusion stage attention visualization results. For each triplet, we show the input image (left), the landmark image (middle), and attention map (right).

C. Visualization

T-SNE Visualization. We visualized the high-dimensional features of POSTER V1 and POSTER V2 using t-SNE [44]. As can be seen in Figure 12, both POSTER V2 and POSTER V1 present good t-SNE visualization results on RAF-DB and CAER-S datasets. There is almost no significant difference between the t-SNE visualization results of POSTER V1 and POSTER V2 on CAER-S. POSTER V2 has a closer intra-class distance than POSTER V1 on RAF-DB. Although POSTER V1 and POSTER V2 have poor t-SNE visualization results on AffectNet (7 cls) and AffectNet (8 cls). But the inter-class distance between clusters in POSTER V2 is further than POSTER V1. Above results

indicates that POSTER V2 is better than POSTER V1 in alleviating the issues of inter-class similarity and intra-class discrepancy in FER.

Attention Visualization. We visualize the attention map of the highest-level features of the POSTER V2 cross-fusion stage. From Figure 13, we observe that POSTER V2 successfully captures important facial expression features with the help of facial landmark features.