

Large Language Models Are Implicitly Topic Models: Explaining and Finding Good Demonstrations for In-Context Learning

Xinyi Wang¹ Wanrong Zhu¹ William Yang Wang¹

Abstract

In recent years, pre-trained large language models have demonstrated remarkable efficiency in achieving an inference-time few-shot learning capability known as in-context learning. However, existing literature has highlighted the sensitivity of this capability to the selection of few-shot demonstrations. The underlying mechanisms by which this capability arises from regular language model pretraining objectives remain poorly understood. In this study, we aim to examine the in-context learning phenomenon through a Bayesian lens, viewing large language models as topic models that implicitly infer task-related information from demonstrations. On this premise, we propose an algorithm for selecting optimal demonstrations from a set of annotated data and demonstrate a significant 12.5% improvement relative to the random selection baseline, averaged over eight GPT2 and GPT3 models on eight different real-world text classification datasets. Our empirical findings support our hypothesis that large language models implicitly infer a latent concept variable.¹

1. Introduction

Recently, transformer-based (Vaswani et al., 2017) pre-trained LLMs (LLMs) have demonstrated significant advancements in a variety of natural language processing (NLP) tasks. As the size of these LLMs increases, the ability to perform in-context learning (Brown et al., 2020) emerges, allowing models to achieve state-of-the-art or near state-of-the-art performance by conditioning on a task description and a small number of demonstration examples at inference time, without any need for updating model pa-

rameters (Brown et al., 2020). Below is an example input sequence for semantic analysis with in-context learning:

Great movie. Positive.
The worst movie ever. Negative.
Can't wait to see the second movie!

The first two lines are two demonstrations, and the third line is a test input. We expect an LLM to output the correct label `Positive` as a continuation.

In-context learning has been demonstrated to be an effective technique for a wide range of natural language processing tasks. However, it has been shown to be sensitive to the choice, format, and even the order of the demonstrations used (Perez et al., 2021; Lu et al., 2022). This can make it challenging to achieve optimal performance without significant human effort invested in adjusting the format and selection of demonstration examples. Heuristic solutions, such as selecting demonstrations based on the similarity between the demonstrations and test input (Liu et al., 2022; Su et al., 2022) have been proposed, but a comprehensive understanding of why certain demonstrations are effective while others are not remains elusive. Additionally, the mechanisms by which LLMs acquire the ability to perform in-context learning through regular language model pre-training are not fully understood. Recent works on understanding in-context learning provide valuable insights and theoretical results (Xie et al., 2022; Chan et al., 2022; Akyürek et al., 2022; von Oswald et al., 2022). However, they are limited in scope, focusing on synthetic experiments to validate their hypotheses, while it remains unclear if these results generalize to LLMs pre-trained on real-world text data.

In this paper, we aim to develop a more systematic and principled approach to optimizing the in-context learning prompt, drawing on an in-depth understanding of the underlying mechanisms of LLMs. Specifically, we focus on the choice of the few-shot demonstrations, while leaving out the use of task description and keeping the format of these demonstrations minimal. In this paper, we present empirical evidence demonstrating that when performing in-context learning, real-world LLMs such as GPT-2 (Radford et al., 2019) and GPT-3 (Brown et al., 2020) implicitly infer a concept variable of the underlying task from the given

¹Department of Computer Science, University of California, Santa Barbara. Correspondence to: Xinyi Wang <xinyi_wang@ucsb.edu>.

Preprint.

¹Code: <https://github.com/WANGXinyiLinda/concept-based-demonstration-selection>.

demonstrations. This suggests that LLMs function in a similar manner to topic models, but with the distinction that the concept variable is learned implicitly. A topic model models the text data distribution by assuming the presence of a latent variable, known as the topic variable, which governs the data generation process:

$$P(\mathbf{w}_{1:T}) = \int_{\Theta} P(\mathbf{w}_{1:T}|\theta)P(\theta)d\theta$$

Where $\theta \in \Theta$ represents a potentially high dimensional topic/concept variable, Θ is the space of the topic/concept variable, and $\mathbf{w}_{1:T}$ refers to the token sequence of a data example, such as a sentence or document. A well-known example of a topic model is Latent Dirichlet Allocation (LDA) (Blei et al., 2003), which further assumes that each token in the example is mutually independent of one another given the topic variable. i.e. $P(\mathbf{w}_{1:T}|\theta) = \prod_{i=1}^T P(w_i|\theta)$.

On the other hand, LLMs model text data according to the general probabilistic decomposition:

$$P(\mathbf{w}_{1:T}) = \prod_{i=1}^T P(w_i|w_{i-1}, \dots, w_1)$$

In this study, we focus specifically on generative LLMs that have been pre-trained with a language model objective. While in practice, LLMs generate new tokens based on all previous tokens, we investigate whether a simplified assumption similar to that of topic models can be made for LLMs, which would take the form of:

$$P_M(\mathbf{w}_{t+1:T}|\mathbf{w}_{1:t}) = \int_{\Theta} P_M(\mathbf{w}_{t+1:T}|\theta)P_M(\theta|\mathbf{w}_{1:t})d\theta$$

In this scenario, the generated tokens are assumed to be conditionally independent of previous tokens, given the topic/concept variable that acts like an approximate sufficient statistic for the posterior information related to the prompt $\mathbf{w}_{1:t}$. For in-context learning, this concept variable would include the format and meaning of the task inferred from the demonstrations.

By conditioning on the appropriate concept variable, LLMs would generate the correct continuation with $P(\mathbf{w}_{t+1:T}|\theta)$. As LLMs do not explicitly learn a concept variable like LDA-style topic models (Blei et al., 2003), we can instead utilize this formulation under an Empirical Bayesian formulation to extract the concept variable for use. Drawing inspiration from Lester et al. (2021), we introduce new concept tokens to the vocabulary as prefixes and fine-tune only the embedding of these new tokens. By doing so, we can select demonstrations that are most likely to infer the concept tokens of the task according to the LLM.

Our findings indicate that the implicit-topic-model assumption is effective for in-context learning when the direction

of inference is consistent with the causal direction of the generation process. To validate this empirically, we selected demonstrations ($\mathbf{w}_{1:t}$ in the equations) that are most likely to infer or represent the desired latent concept variable (those with the highest posterior probability $P(\theta|\mathbf{w}_{t+1:T})$) and observed a significant improvement in performance when using these demonstrations for in-context learning.

We observe that demonstrations selected based on one large language model (GPT2-large) can be transferred to other models (different size GPT2s and GPT3s) that have been trained on the same pre-training objective. This behavior of LLMs is likely a result of similar pre-training data distributions. This finding is consistent with the discovery of Xie et al. (2022) that a pre-training distribution based on a Hidden Markov Model with latent concept variables can lead to the emergence of in-context learning.

In this paper, we make the following contributions:

- We provide a Bayesian explanation for how LLMs (LLMs) perform in-context learning by formulating them as implicit topic models;
- We propose a cost-effective and efficient algorithm for selecting suitable demonstrations that can be generalized to different LLMs;
- Our explanation is supported by a comprehensive set of empirical experiments on GPT2s and GPT3s with various natural language processing datasets.

2. Preliminaries

In the context of in-context learning, the prompt $\mathbf{w}_{1:t}$ is composed of several demonstrations and a test input. The generated tokens $\mathbf{w}_{t+1:T}$ represent the prediction for the test input. Our settings, notations, and theoretical analysis of the problem will be discussed in further detail below.

2.1. Notations and Problem Setting

Suppose the objective of our task is to predict a discrete target variable $Y \in \mathcal{Y}$, given a token sequence $X \in \mathcal{X}$, where \mathcal{X} is the space of all possible token sequences. $\theta \in \Theta$ is the latent concept variable, where Θ is the space of the concept variable. Note that, unlike the traditional topic model, θ is not assumed to be discrete, and Θ is not assumed to be finite. To define the data generation process, we posit the existence of an underlying causal relation between X , Y , and θ . We examine two potential directions of this causal relation, namely $X \rightarrow Y \leftarrow \theta$ and $Y \rightarrow X \leftarrow \theta$, which can be represented mathematically as the following structural equations:

$$Y = f(X, \theta, \epsilon) \quad X = g(Y, \theta, \epsilon)$$

Here $\epsilon \in \mathcal{E}$ is an independent noise variable, $f : \mathcal{X} \times \Theta \times \mathcal{E} \rightarrow \mathcal{Y}$ and $g : \mathcal{Y} \times \Theta \times \mathcal{E} \rightarrow \mathcal{X}$ are two deterministic functions. Furthermore, we denote the joint data distribution by $X, Y, \theta \sim P$, and assume that Y is sampled from a uniform distribution over \mathcal{Y} . The distinction between these two directions is crucial, as it allows us to utilize the direction in which the child variable (Y or X) is independent of the other variables, given its parents.

We hypothesize that the causal direction is dependent on the nature of the task at hand. For instance, in the task of predicting the sentiment (Y) of a movie review (X), it is reasonable to assume that the opinion about the movie is formed prior to the writing of the review, thus making Y the cause of X , along with the task concept of “writing a passage to express one’s opinion about the movie” (θ). Conversely, for the task of identifying grammatical errors (Y) in a sentence (X), it is plausible that the sentence is not intentionally written with errors, leading to the conclusion that X is the cause of Y , along with the task concept of “identifying grammatical errors in a sentence” (θ). *In the rest of the paper, we will focus on the discussion of the $X \rightarrow Y \leftarrow \theta$ direction, and leave a detailed discussion of the other direction to the Appendix.*

In order to perform in-context learning with an LLM (generically denoted by model label M), we condition on a fixed set of k demonstration examples $(X_1^d, Y_1^d), (X_2^d, Y_2^d), \dots, (X_k^d, Y_k^d)$ for a task $d \in \mathcal{T}$, where \mathcal{T} is the space of all possible tasks, and $X_i^d \in \mathcal{X}, Y_i^d \in \mathcal{Y}$ for all $i \in [1, k]$. In this approach, we do not include a task description in the prompt, with the aim of focusing on the examination of the demonstrations.

The data generation process of a task d can be written as:

$$Y_i^d = f(X_i^d, \theta^d, \epsilon)$$

Here $\theta^d \in \Theta$ is the value of the concept variable corresponding to task d . To naturally project \mathcal{Y} into the token space \mathcal{X} , define injective mappings $\tau^d : \mathcal{Y} \rightarrow \mathcal{X}$, which are typically defined by human understanding of the task d . e.g. for sentiment analysis, τ^d map positive class to the token “positive” and negative class to the token “negative”. Additionally, a delimiter token w^d is defined, typically an empty space or a new line token, to separate the demonstrations when they are concatenated together. We denote the LLM output probability of X, Y , and θ , with the aforementioned preprocessing applied, by P_M^d :

$$\begin{aligned} P_M(\tau^d(Y) | X_1^d, \tau^d(Y_1^d), w^d, \dots, X_k^d, \tau^d(Y_k^d), w^d, X) \\ = P_M^d(Y | X_1^d, Y_1^d, \dots, X_k^d, Y_k^d, X) \end{aligned}$$

2.2. Problem Analysis and Modling

We consider the scenario in which a small set of observed data, denoted as \mathcal{D}^d , is available, allowing for the selection

of the k most suitable demonstrations from it. Then, for any incoming test example X , we have:

$$\begin{aligned} P_M^d(Y | X_1^d, Y_1^d, \dots, X_k^d, Y_k^d, X) \\ = \int_{\Theta} P_M^d(Y | \theta, X) P_M^d(\theta | X_1^d, Y_1^d, \dots, X_k^d, Y_k^d, X) d\theta \quad (1) \end{aligned}$$

Here, we assume the sampling of the test example is independent of the sampling of the demonstrations, so Y is independent of the demonstrations given θ and X . We also assume that the pre-trained data distribution P_M^d is a suitable approximation of the assumed data distribution P :

Assumption 2.1. Assume that $P_M(X) = P(X)$, and $P_M^d(Y | \theta, X) \propto P(Y | \theta, X)$ for $X \rightarrow Y \leftarrow \theta$.

It is important to note that while it is assumed that the LLM perfectly learns the general text distribution, this is not entirely accurate in practice. According to LeBrun et al. (2022), LLMs systematically underestimate rare text sequences, which constitute a significant portion of the long-tail distribution of language. Although this assumption is adequate to achieve favorable empirical results, it is expected that more accurate language models will, in theory, lead to improved outcomes. With this assumption in mind, the following is established:

Proposition 2.2. If task d follows the $X \rightarrow Y \leftarrow \theta$ direction, then $\arg \max_{y \in \mathcal{Y}} P_M^d(Y = y | \theta^d, X)$ is the Bayes optimal classifier.

In this case, only when $P_M^d(\theta | X_1^d, Y_1^d, \dots, X_k^d, Y_k^d, X)$ completely concentrate on θ^d , can the in-context learning classifier become the Bayes optimal classifier (Devroye et al., 1996):

Theorem 2.3. If task d follows the $X \rightarrow Y \leftarrow \theta$ direction, then the in-context learning classifier

$$\arg \max_{y \in \mathcal{Y}} P_M^d(Y = y | X_1^d, Y_1^d, \dots, X_k^d, Y_k^d, X)$$

always has a higher or equal probability of misclassification to the Bayes optimal classifier $\arg \max_{y \in \mathcal{Y}} P_M^d(Y = y | \theta^d, X)$. Equality only takes when

$$\forall x \in \mathcal{X}, P_M^d(\theta^d | X_1^d, Y_1^d, \dots, X_k^d, Y_k^d, X = x) = 1.$$

A similar argument can be made for the $Y \rightarrow X \leftarrow \theta$ direction. Here, Equation (1) would become:

$$\begin{aligned} P_M^d(X | Y_1^d, X_1^d, \dots, Y_k^d, X_k^d, Y) \\ = \int_{\Theta} P_M^d(X | \theta, Y) P_M^d(\theta | Y_1^d, X_1^d, \dots, Y_k^d, X_k^d, Y) d\theta \quad (2) \end{aligned}$$

Note that Equation (1) and Equation (2) are very similar to the direct and channel method introduced in Min et al. (2022a). The detailed argument of the $Y \rightarrow X \leftarrow \theta$ direction can be found in Appendix A.2.

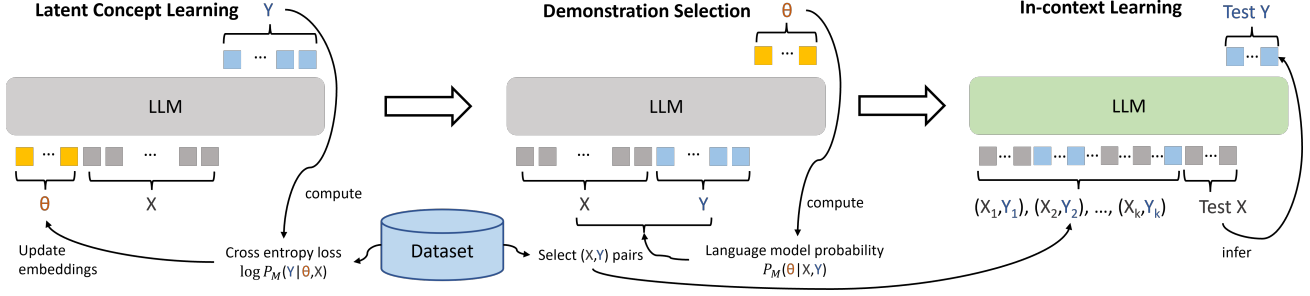


Figure 1. An overview of our proposed two-phased algorithm. Demonstration selection and latent concept learning share the same LLM as demonstration selection needs to reuse the learned concept tokens, while at the in-context learning time, any other generative LLM can be used. Note that here we only illustrate the $X \rightarrow Y \leftarrow \theta$ direction. The $Y \rightarrow X \leftarrow \theta$ direction can be illustrated similarly by exchanging X and Y in the above figure.

3. Method

In this section, we will first introduce how to estimate the concept variable with an LLM and a collection of tasks with training data. Then, we will discuss how to select an optimal set of demonstrations for a task such that the in-context learning classifier can become closer to the Bayes optimal classifier, by using the learned concept variable. Figure 1 is an overall illustration of our proposed method.

3.1. Latent Concept Learning

To reveal the underlying latent concept variable θ within the LLM M , we can utilize Proposition 2.2. Building upon the methodology proposed by Lester et al. (2021), for each specific task d , c new concept tokens (denoted as $\hat{\theta}^d$) are added to the original vocabulary of LLM M to represent the corresponding task concept θ^d . Subsequently, the embedding of these new tokens $E_{new}(\hat{\theta}^d)$ is fine-tuned while freezing the remaining parameters of LLM M . The variable c is treated as a hyperparameter. In practice, in order to condition on θ^d , the corresponding c concept tokens are appended to the input X (or Y) as demonstrated in the example provided below, where $c = 2$:

```
<sentiment_token.1><sentiment_token.2>
Can't wait to see the second movie!
```

By giving the above input tokens, we ask the LLM to predict the correct label `Positive` for us. Note that `<sentiment_token.1>` here is just a label assigned to the newly added concept token. It can be anything as long as it does not overlap with the original vocabulary of LLM. As reported in Lester et al. (2021), the larger the c is, the better the classifier $\arg \max_{y \in \mathcal{Y}} P_M^d(Y = y | \hat{\theta}^d, X)$ would be. In practice, usually a small c (i.e., 10 to 50) would be enough to obtain good performance.

The fine-tuning objective would then be minimizing

$\mathcal{L}(\hat{\theta}^d) = \mathbb{E}_{X, Y}[\ell(X, Y; \hat{\theta}^d)]$, where

$$\ell(X, Y; \hat{\theta}^d) = \begin{cases} -\log P_M^d(Y | \hat{\theta}^d, X) & \text{if } X \rightarrow Y \leftarrow \theta \\ -\log P_M^d(X | \hat{\theta}^d, Y) & \text{if } Y \rightarrow X \leftarrow \theta. \end{cases}$$

Theoretically, if we can minimize the above loss function, a Bayes optimal classifier can be obtained, and the concept tokens would be a reasonable delegate of the real latent concept variable:

Proposition 3.1. *When $\mathcal{L}(\hat{\theta}^d)$ is minimized, $P_M^d(Y | \hat{\theta}^d, X) = P(Y | \theta^d, X)$ for $X \rightarrow Y \leftarrow \theta$. If θ is identifiable, then $\hat{\theta}^d = \theta^d$.*

We denote the LLM M with fine-tuned concept tokens by M' . Since we add the concept tokens into the regular token vocabulary, the raw LLM output of the probability of the concept tokens $P_{M'}(\theta)$ would be in the token sequence space \mathcal{X} instead of the concept space Θ . Since computing all possible concept values in the concept space Θ is infeasible, we propose to approximate the concept space Θ by sampling a diverse subset of tasks \mathcal{S} from the whole task space \mathcal{T} . Then the estimated concept probability of θ^d would be:

$$P_M^d(\theta^d) \approx \hat{P}_{M'}^d(\hat{\theta}^d) = \frac{P_{M'}^d(\hat{\theta}^d)}{\sum_{t \in \mathcal{S}} P_{M'}^t(\hat{\theta}^t)}$$

And the fine-tuning loss becomes $\sum_{d \in \mathcal{S}} \mathcal{L}(\theta^d)$. Here, we assume we have a reasonable-sized dataset \mathcal{D} for each task d , and we would be able to estimate the expectation $\mathbb{E}_{X, Y}$ by averaging over the training dataset. We summarize the proposed algorithm in Algorithm 1.

Note that the embedding matrix of a generative LLM is shared on both the input and output sides. So while we only see the concept tokens on the input side at the training time, they can be viewed as regular word tokens that can be generated on the output side.

Algorithm 1 Latent concept learning

Input: dataset \mathcal{D} associated with a set of tasks \mathcal{S} . LLM M , number of concept tokens per task c , learning rate α , and number of training steps L .
Output: LLM M' with fine-tuned concept tokens.
 Add $c|\mathcal{S}|$ new tokens to the vocabulary;
 Randomly initialize their embeddings E_{new} ;
 Freeze all parameters in M except E_{new} ;
for $i = 1$ **to** L **do**
 Sample a random batch B in \mathcal{D} ;
 Initialize gradient $g \leftarrow 0$;
 for each data point (x, y, d) in B **do**
 $g = g + \frac{\partial \ell(X, Y; \hat{\theta}^d)}{\partial E_{new}}$;
 end for
 $E_{new} = E_{new} - \alpha g$;
end for

3.2. Demonstration Selection

According to Theorem 2.3, for a task d , to get a higher accuracy at in-context learning time, we need to select demonstrations $X_1^d, Y_1^d, \dots, X_k^d, Y_k^d$ that maximize $P_M^d(\theta^d | X_1^d, Y_1^d, \dots, X_k^d, Y_k^d, X)$ for all $X \in \mathcal{X}$. Then our goal then becomes selecting demonstrations that can best infer the task concept for all test inputs:

$$\arg \max_{X_1^d, Y_1^d, \dots, X_k^d, Y_k^d} \mathbb{E}_X [P_M^d(\theta^d | X_1^d, Y_1^d, \dots, X_k^d, Y_k^d, X)]$$

As test examples are sampled independent of the demonstrations, and $P_M(X) = P(X)$ according to Assumption 2.1, we have

$$\begin{aligned} & \mathbb{E}_X [P_M^d(\theta^d | X_1^d, Y_1^d, \dots, X_k^d, Y_k^d, X)] \\ &= \sum_{X \in \mathcal{X}} P_M^d(\theta^d | X_1^d, Y_1^d, \dots, X_k^d, Y_k^d, X) P(X) \\ &= P_M^d(\theta^d | X_1^d, Y_1^d, \dots, X_k^d, Y_k^d) \end{aligned}$$

Suppose each demonstration is also sampled independently. Then we have:

$$P_M^d(\theta^d | X_1^d, Y_1^d, \dots, X_k^d, Y_k^d) = \frac{\prod_{i=1}^k P_M^d(\theta^d | X_i^d, Y_i^d)}{P_M^d(\theta^d)^{k-1}}$$

We assume that θ has a uniform prior. Then our goal becomes finding the top k demonstrations that maximize $\hat{P}_{M'}^d(\hat{\theta}^d | X_i^d, Y_i^d)$.

Note that, here, the independence between demonstrations is a simplified assumption to make the search space of $(X_1^d, Y_1^d), \dots, (X_k^d, Y_k^d)$ smaller. In practice, selected demonstrations are likely correlated as some sets of demonstrations may work well together but not necessarily work well by themselves. However, it would be too expensive to search the $O(|\mathcal{D}^d|^k)$ combinations over the candidate

Algorithm 2 Demonstration selection

Input: dataset \mathcal{D}^d for a task d . LLM with fine-tuned concept tokens M' . The number of demonstrations k .
Output: A set of ordered demonstrations.
for each (X^d, Y^d) in \mathcal{D}^d **do**
 Compute $\hat{P}_M^d(\hat{\theta}^d | X^d, Y^d)$;
end for
 Select top k examples with the largest $\hat{P}_M^d(\theta^d | X^d, Y^d)$, denoted as $(X_1^d, Y_1^d), \dots, (X_k^d, Y_k^d)$;
for each permutation π **do**
 Compute $\hat{P}_M^d(\hat{\theta}^d | \pi((X_1^d, Y_1^d), \dots, (X_k^d, Y_k^d)))$;
end for
 Select the permutation π with the largest $\hat{P}_M^d(\hat{\theta}^d | \pi((X_1^d, Y_1^d), \dots, (X_k^d, Y_k^d)))$.

set \mathcal{D}^d . We would like to leave this as a future research direction.

Also, as we are using an LLM to approximate the data distribution, the order of the demonstrations matters. We then choose the order according to the posterior of the concept tokens:

$$\arg \max_{\pi \in \Pi} \hat{P}_M^d(\theta^d | \pi((X_1^d, Y_1^d), \dots, (X_k^d, Y_k^d))) \quad (3)$$

Where $\pi((X_1^d, Y_1^d), \dots, (X_k^d, Y_k^d))$ is a permutation of $(X_1^d, Y_1^d), \dots, (X_k^d, Y_k^d)$. Π is the set of all possible permutations of the k demonstrations. We summarize the proposed algorithm in Algorithm 2.

Then we can use the selected demonstrations for in-context learning. In practice, we test the performance of the selected demonstrations with a held-out test set.

4. Experiments

Datasets. We conduct experiments on eight datasets from five different types of NLP classification tasks: sentiment analysis, linguistic analysis, topic classification, emotion classification, and hate speech detection. For sentiment analysis, we choose the Stanford Sentiment Treebank (SST2) dataset (Socher et al., 2013) from the GLUE benchmark (Wang et al., 2018) and the financial phrase bank (FPB) dataset (Malo et al., 2014). SST2 is constructed based on movie reviews labeled “positive” or “negative”, and FPB is based on financial news labeled “positive”, “negative”, or “neutral”. For linguistic analysis, we choose the Corpus of Linguistic Acceptability (COLA) dataset (Warstadt et al., 2018) from the GLUE benchmark, based on sentences collected from linguistic books, labeled with “acceptable” or “unacceptable”. For topic classification, we choose the DBpedia ontology classification dataset (Zhang et al., 2015), based on DBpedia 2014 (Lehmann et al., 2015), labeled with 14 different ontology classes. For emotion classifica-

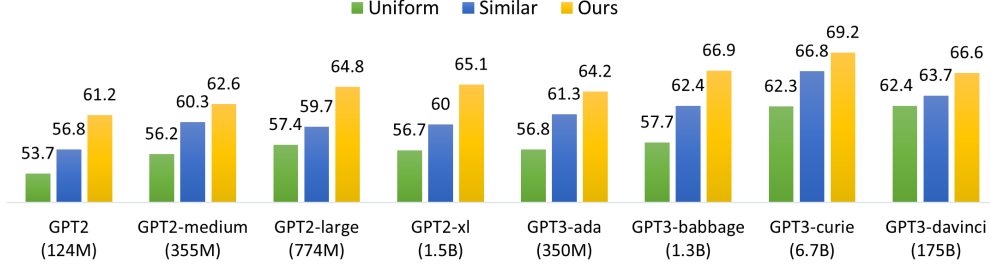


Figure 2. Accuracy of 4-shot in-context learning using demonstrations selected by our method and other baselines, averaged over eight datasets. Our demonstrations are selected using GPT2-large, and the same set of demonstrations is then applied to all other LLMs.

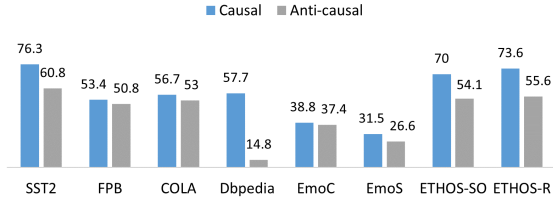


Figure 3. Accuracy of randomly selected demonstrations averaged over seven different LLMs except for GPT3-davinci, using the adopted *causal* direction and the *anti-causal* direction.

tion, we choose the dataset from Chatterjee et al. (2019) and Saravia et al. (2018), both of which are collected from Twitter. Chatterjee et al. (2019) (EmoC) predict emotion given a three-turn contextual dialogue, while Saravia et al. (2018) predict emotion given a Twitter message with clear emotion. For hate speech detection, we choose the online hate speech detection dataset (ETHOS) (Mollas et al., 2020), collected from online social media platforms. Here we detect two types of hate speech: sexual orientation (ETHOS-SO) and religion (ETHOS-R). While in Section 2, we assume that all tasks share the same label space \mathcal{Y} , here we relax such assumption and allow a different number of labels for different tasks. We use minimal formatting to process each example. A detailed description of the datasets and our data processing procedure can be found in Appendix B.

Experiment settings. We adopt the $X \rightarrow Y \leftarrow \theta$ causal direction for the linguistic analysis and hate speech detection type of tasks, as we usually do not intentionally use a linguistic property when writing a sentence and the hate speech is often not generated with a well-classified intention. On the other hand, we adopt the $Y \rightarrow X \leftarrow \theta$ causal direction for the sentiment analysis, topic classification, and emotion classification tasks, as we usually intend to write a piece of text with some sentiment, or topic, or emotion. From an empirical perspective, we choose the direction that can give a higher accuracy when using random demonstrations, as shown in Figure 3.

Without specification, we use $k = 4$ number of demonstrations and $c = 10$ number of concept tokens per dataset for our experiments, as the context length of GPT2 is 1024, and

a larger number of demonstrations may not be able to fit into it. We use GPT2-large to learn the concept tokens and then compute the probability of each candidate demonstration example. We select our demonstrations from a randomly selected 100 example subset of the train set as the candidate set \mathcal{D}^d . For our method, we use the same set of demonstrations selected by GPT2-large, for all other GPTs. We test the performance of the selected demonstrations using at most 1000 examples randomly sampled from the test set. Each experiment is repeated for five runs with different random seeds (the randomness comes from the sampling of the candidate set and the sampling of the test set). We adopt a large portion of the code from Min et al. (2022b), which is based on Huggingface (Wolf et al., 2019).

Baselines. We consider the following baselines:

- **Uniform:** for each test example, we uniformly select k demonstrations from the candidate set \mathcal{D} .
- **Similar:** According to Liu et al. (2022), demonstrations semantically similar to the test example would help. Following their method, we use a pre-trained sentence Transformer (Reimers & Gurevych, 2019) to calculate the cosine similarity between the demonstrations and test examples. For each test example, we choose the top k similar demonstrations from \mathcal{D} .

Main results.² Figure 2 shows our main in-context learning results averaged over all eight datasets, using the bare language model pre-trained GPT2s and GPT3s, without any instruction fine-tuning (Ouyang et al., 2022) or Reinforcement Learning from Human Feedback (RLHF) (Stiennon et al., 2020). Our method significantly outperforms baselines on eight different LLMs. The demonstrations selected by our method are exclusively based on GPT2-large, while the same set of demonstrations can be generalized to all other LLMs. We hypothesize that this is because of the similar pre-training data distribution they have learned. To verify this hypothesis, we also test the performance of our

²The complete results with standard deviations in this section can be found in Appendix B.

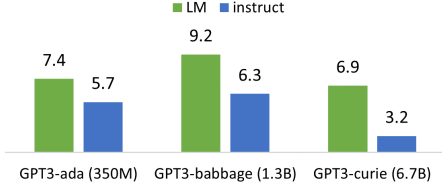


Figure 4. Accuracy improvement of our proposed method versus randomly selected demonstrations, with instruction fine-tuned GPT3s, averaged over all eight datasets.

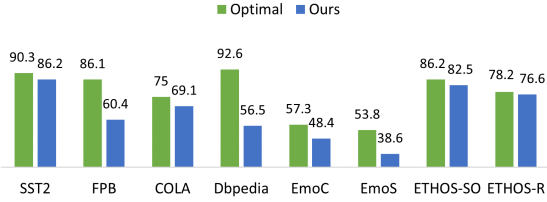


Figure 5. Accuracy of in-context learning using our method versus the theoretical maximum accuracy obtained by using the learned concept tokens as prefixes. Numbers are obtained with GPT2-large.

selected demonstrations on instruction fine-tuned GPT3s. As shown in Figure 4, our method’s improvement over random selection is significantly smaller when using instruction fine-tuned GPT3s.

Ours versus optimal performance. As stated in Theorem 2.3, the optimal performance of an in-context learning classifier should be the Bayesian optimal classifier $\arg \max_{y \in \mathcal{Y}} P_M^d(Y = y | \theta^d, X)$. We compare the accuracy of in-context learning using our method, and the accuracy of using the learned concept tokens as prefixes, which approximate the Bayes optimal classifier. As shown in Figure 5, our method comes close to the optimal accuracy on some datasets while never becoming better, which empirically verifies the conclusion in Theorem 2.3. This indicates that there are two ways to improve our method: the first is to improve the performance of the optimal classifier, by introducing a better latent concept learning algorithm. The other way is to reduce the performance gap between our method and the optimal classifier, by improving the demonstration selection algorithm.

Effect of using ground truth labels. According to Min et al. (2022c), the ground truth label is not necessary for demonstrations to have a good in-context learning performance, which we found is not entirely true for all the tasks. We compare our method with the randomly selected demonstration baseline under three scenarios: (a) **Original**: demonstrations with the correct labels; (b) **Random words**: using a random label projection map τ^d instead of a meaningful one. i.e., map each label to a fixed random word. In this case, the mapping from the input tokens X to the labels Y is still preserved; (c) **Random labels**: assign a random

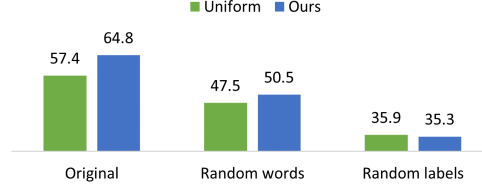


Figure 6. In-context learning accuracy of our method versus random selection baseline, with (a) ground truth labels (*original*), (b) random label mapping (*random words*), or random label assignments (*random label*), averaged over all eight datasets. Numbers are obtained with GPT2-large.

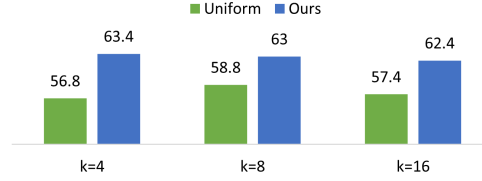


Figure 7. In-context learning accuracy of our method versus random selection baseline, with different k , averaged over all eight datasets. Numbers are obtained with GPT3-ada.

label to each demonstration, with the original label projection map τ^d . As shown in Figure 6, by using a random label projection map or randomly assigning the labels, the performance of the randomly selected demonstration baseline drops considerably. And randomize the label assignment gives a larger performance drop than only using a random label projection map, which shows that the mapping between X and Y in the demonstrations matters. This indicates that in-context learning infers the mapping between X and Y from the demonstrations instead of merely invoking some learned function stored in the LLM parameters based on the appearance of X and Y . We also show that the demonstrations selected by our method represent the $X - Y$ mapping better, as under the **Random words** condition, our method performs better than the random selection baseline, while our method does not improve the random selection baseline under the **Random labels** condition.

k ablation study. While we use $k = 4$ demonstrations for all the experiments above, we also test the effectiveness of our method using different k . As shown in Figure 7, our method significantly outperforms the random selection baseline with $k = 4, 8$, and 16. Note that here we use GPT3-ada instead of GPT2s, because the context length of GPT2s is 1024, which could not fit in large k s. Also, we do not reorder the selected demonstrations according to Equation (3), as we need to use GPT2-large to the reordering, and it cannot fit in all the demonstrations. Instead, we order the selected demonstrations from the largest $\hat{P}_M^d(\theta^d | X^d, Y^d)$ to the smallest.

Effect of demonstrations’ order. In Figure 8, we show that the demonstrations selected by our method are insensitive

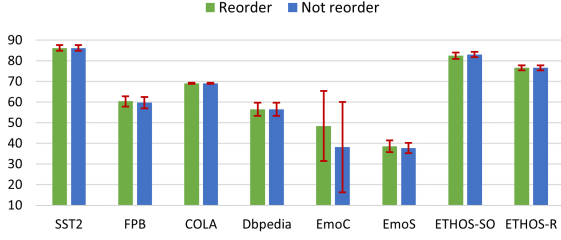


Figure 8. In-context learning accuracy of our method versus random selection baseline, with and without reordering. The red error bars represent the standard deviation across five runs. Numbers are obtained with GPT2-large.

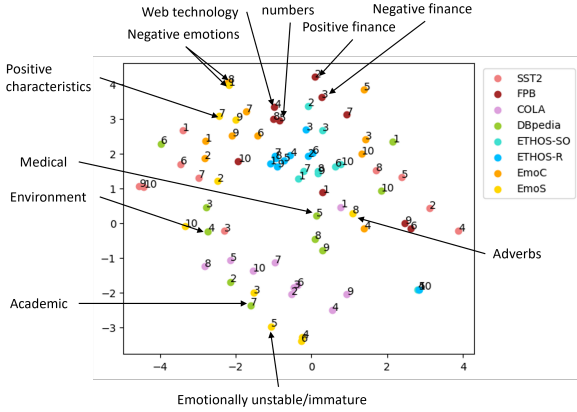


Figure 9. t-SNE plot of the learned concept tokens for each task. Concept tokens that can be explained by similar tokens are annotated in the graph.

to the ordering in most of the cases. An exception is the EmoC dataset, where our method has a very high variance. Lu et al. (2022) found that the order of the demonstration matter, and ordering with good performance cannot transfer between different-size LLMs. We suspect that the ordering only matters when there is a high variance when selecting demonstrations according to different random seeds.

Qualitative results. In Figure 9, we provide a t-SNE (van der Maaten & Hinton, 2008) projection of the learned concept tokens. We can see that the tokens corresponding to semantically similar tasks are close together. We also compute the ten most similar tokens in the vocabulary to each concept token and summarize some of the tokens in the graph. The list of similar tokens for these concept tokens can be found in Table 10 in Appendix B.

5. Related Work

Heuristic solutions, such as selecting demonstrations based on the similarity between the demonstrations and test input (Liu et al., 2022; Su et al., 2022; Rubin et al., 2021) have been proposed. Lu et al. (2022) propose to reorder the demonstration based on the entropy of the predicted labels. In this paper, we use the similarity-based selection

method as a baseline while do not include the label entropy-based reordering method as we show that the ordering of the demonstrations does not matter for our method.

Previous research on the phenomenon of in-context learning in Transformers has identified a number of pre-training data distributions that can lead to the emergence of this capability, including a Hidden Markov Model distribution (Xie et al., 2022) and a skewed Zipfian distribution with high burstiness (Chan et al., 2022). Other studies have sought to understand the underlying mechanisms of in-context learning by making connections with gradient descent (von Oswald et al., 2022), demonstrating that Transformers update smaller models encoded in their activations during inference (Akyurek et al., 2022), or formalizing it as an algorithm learning problem (Li et al., 2023). Chan et al. (2022) and Xie et al. (2022) demonstrate their findings using small Transformers on synthetic datasets, but it remains unclear if these results generalize to LLMs pre-trained on real-world text data. Similarly, Akyurek et al. (2022), Li et al. (2023) and von Oswald et al. (2022) perform experiments on the linear regression task, while the actual applications of in-context learning with LLMs are much more complex and varied. In contrast, we propose a simple explanation of in-context learning that can be verified with real-world LLMs like GPT2s and GPT3s on various NLP datasets.

There are also works trying to understand in-context learning from a more empirical perspective, Bansal et al. (2022) study the functionality of different attention heads during in-context learning, and found that only a small portion of model parameters is needed to preserve the in-context learning capability. Min et al. (2022c) found that the demonstrations do not need ground truth labels for in-context learning to work, which we find is not entirely true for all tasks. On the other hand, chain-of-thoughts prompting (Wei et al., 2022; Zhou et al., 2022; Wang et al., 2022) find that providing step-by-step explanations along with demonstrations improves in-context learning performance.

6. Conclusion

In this work, we endeavor to comprehend large language models through a Bayesian lens and posit them as implicit topic models that infer a latent conceptual variable from prompts. Motivated by this understanding, we propose a two-step algorithm that first extracts latent conceptual tokens from a large language model and then selects demonstrations that have the greatest probability of predicting the corresponding conceptual tokens. The efficacy of our algorithm across various text classification datasets and GPT models validates our explanation of in-context learning.³

³We include a discussion of the limitation and the social impact of our paper in Appendix C and Appendix D.

References

- Akyürek, E., Schuurmans, D., Andreas, J., Ma, T., and Zhou, D. What learning algorithm is in-context learning? investigations with linear models. *arXiv preprint arXiv:2211.15661*, 2022.
- Bansal, H., Gopalakrishnan, K., Dingliwal, S., Bodapati, S., Kirchhoff, K., and Roth, D. Rethinking the role of scale for in-context learning: An interpretability-based case study at 66 billion scale. *arXiv preprint arXiv:2212.09095*, 2022.
- Blei, D. M., Ng, A. Y., and Jordan, M. I. Latent dirichlet allocation. *J. Mach. Learn. Res.*, 3(null):993–1022, mar 2003. ISSN 1532-4435.
- Brown, T., Mann, B., Ryder, N., Subbiah, M., Kaplan, J. D., Dhariwal, P., Neelakantan, A., Shyam, P., Sastry, G., Askell, A., et al. Language models are few-shot learners. *Advances in neural information processing systems*, 33: 1877–1901, 2020.
- Chan, S. C., Santoro, A., Lampinen, A. K., Wang, J. X., Singh, A., Richemond, P. H., McClelland, J., and Hill, F. Data distributional properties drive emergent few-shot learning in transformers. *arXiv preprint arXiv:2205.05055*, 2022.
- Chatterjee, A., Narahari, K. N., Joshi, M., and Agrawal, P. Semeval-2019 task 3: Emocontext contextual emotion detection in text. In *Proceedings of the 13th International Workshop on Semantic Evaluation*, pp. 39–48, Minneapolis, Minnesota, USA, 2019. Association for Computational Linguistics. doi: 10.18653/v1/S19-2005. URL <https://www.aclweb.org/anthology/S19-2005>.
- Devroye, L., Györfi, L., and Lugosi, G. A probabilistic theory of pattern recognition. In *Stochastic Modelling and Applied Probability*, 1996.
- LeBrun, B., Sordoni, A., and O’Donnell, T. J. Evaluating distributional distortion in neural language modeling. In *International Conference on Learning Representations*, 2022.
- Lehmann, J., Isele, R., Jakob, M., Jentzsch, A., Kontokostas, D., Mendes, P. N., Hellmann, S., Morsey, M., Van Kleef, P., Auer, S., et al. Dbpedia—a large-scale, multilingual knowledge base extracted from wikipedia. *Semantic web*, 6(2):167–195, 2015.
- Lester, B., Al-Rfou, R., and Constant, N. The power of scale for parameter-efficient prompt tuning. In *Proceedings of the 2021 Conference on Empirical Methods in Natural Language Processing*, pp. 3045–3059, 2021.
- Li, Y., Ildiz, M. E., Papailiopoulos, D., and Oymak, S. Transformers as algorithms: Generalization and implicit model selection in in-context learning. *arXiv preprint arXiv:2301.07067*, 2023.
- Liu, J., Shen, D., Zhang, Y., Dolan, B., Carin, L., and Chen, W. What makes good in-context examples for GPT-3? In *Proceedings of Deep Learning Inside Out (DeeLIO 2022): The 3rd Workshop on Knowledge Extraction and Integration for Deep Learning Architectures*, pp. 100–114, Dublin, Ireland and Online, May 2022. Association for Computational Linguistics. doi: 10.18653/v1/2022.deelio-1.10. URL <https://aclanthology.org/2022.deelio-1.10>.
- Lu, Y., Bartolo, M., Moore, A., Riedel, S., and Stenetorp, P. Fantastically ordered prompts and where to find them: Overcoming few-shot prompt order sensitivity. In *Proceedings of the 60th Annual Meeting of the Association for Computational Linguistics (Volume 1: Long Papers)*, pp. 8086–8098, 2022.
- Malo, P., Sinha, A., Korhonen, P., Wallenius, J., and Takala, P. Good debt or bad debt: Detecting semantic orientations in economic texts. *Journal of the Association for Information Science and Technology*, 65, 2014.
- Min, S., Lewis, M., Hajishirzi, H., and Zettlemoyer, L. Noisy channel language model prompting for few-shot text classification. In *Proceedings of the 60th Annual Meeting of the Association for Computational Linguistics (Volume 1: Long Papers)*, pp. 5316–5330, 2022a.
- Min, S., Lewis, M., Zettlemoyer, L., and Hajishirzi, H. MetaICL: Learning to learn in context. In *Proceedings of the 2022 Conference of the North American Chapter of the Association for Computational Linguistics: Human Language Technologies*, pp. 2791–2809, Seattle, United States, July 2022b. Association for Computational Linguistics. doi: 10.18653/v1/2022.naacl-main.201. URL <https://aclanthology.org/2022.naacl-main.201>.
- Min, S., Lyu, X., Holtzman, A., Artetxe, M., Lewis, M., Hajishirzi, H., and Zettlemoyer, L. Rethinking the role of demonstrations: What makes in-context learning work? In *EMNLP*, 2022c.
- Mollas, I., Chrysopoulou, Z., Karlos, S., and Tsoumakas, G. Ethos: an online hate speech detection dataset, 2020.
- Ouyang, L., Wu, J., Jiang, X., Almeida, D., Wainwright, C. L., Mishkin, P., Zhang, C., Agarwal, S., Slama, K., Ray, A., et al. Training language models to follow instructions with human feedback. *arXiv preprint arXiv:2203.02155*, 2022.

- Perez, E., Kiela, D., and Cho, K. True few-shot learning with language models. In Beygelzimer, A., Dauphin, Y., Liang, P., and Vaughan, J. W. (eds.), *Advances in Neural Information Processing Systems*, 2021. URL <https://openreview.net/forum?id=ShnM-rRh4T>.
- Radford, A., Wu, J., Child, R., Luan, D., Amodei, D., and Sutskever, I. Language models are unsupervised multitask learners. 2019.
- Reimers, N. and Gurevych, I. Sentence-bert: Sentence embeddings using siamese bert-networks. In *Proceedings of the 2019 Conference on Empirical Methods in Natural Language Processing*. Association for Computational Linguistics, 11 2019. URL <https://arxiv.org/abs/1908.10084>.
- Rubin, O., Herzig, J., and Berant, J. Learning to retrieve prompts for in-context learning. *arXiv preprint arXiv:2112.08633*, 2021.
- Saravia, E., Liu, H.-C. T., Huang, Y.-H., Wu, J., and Chen, Y.-S. CARER: Contextualized affect representations for emotion recognition. In *Proceedings of the 2018 Conference on Empirical Methods in Natural Language Processing*, pp. 3687–3697, Brussels, Belgium, October-November 2018. Association for Computational Linguistics. doi: 10.18653/v1/D18-1404. URL <https://www.aclweb.org/anthology/D18-1404>.
- Scao, T. L., Fan, A., Akiki, C., Pavlick, E., Ilić, S., Hesslow, D., Castagné, R., Luccioni, A. S., Yvon, F., Gallé, M., et al. Bloom: A 176b-parameter open-access multilingual language model. *arXiv preprint arXiv:2211.05100*, 2022.
- Socher, R., Perelygin, A., Wu, J., Chuang, J., Manning, C. D., Ng, A., and Potts, C. Recursive deep models for semantic compositionality over a sentiment treebank. In *Proceedings of the 2013 Conference on Empirical Methods in Natural Language Processing*, pp. 1631–1642, Seattle, Washington, USA, October 2013. Association for Computational Linguistics. URL <https://aclanthology.org/D13-1170>.
- Stiennon, N., Ouyang, L., Wu, J., Ziegler, D., Lowe, R., Voss, C., Radford, A., Amodei, D., and Christiano, P. F. Learning to summarize with human feedback. *Advances in Neural Information Processing Systems*, 33: 3008–3021, 2020.
- Su, H., Kasai, J., Wu, C. H., Shi, W., Wang, T., Xin, J., Zhang, R., Ostendorf, M., Zettlemoyer, L., Smith, N. A., et al. Selective annotation makes language models better few-shot learners. *arXiv preprint arXiv:2209.01975*, 2022.
- van der Maaten, L. and Hinton, G. Visualizing data using t-sne. *Journal of Machine Learning Research*, 9(86):2579–2605, 2008. URL <http://jmlr.org/papers/v9/vandermaaten08a.html>.
- Vaswani, A., Shazeer, N., Parmar, N., Uszkoreit, J., Jones, L., Gomez, A. N., Kaiser, Ł., and Polosukhin, I. Attention is all you need. *Advances in neural information processing systems*, 30, 2017.
- von Oswald, J., Niklasson, E., Randazzo, E., Sacramento, J., Mordvintsev, A., Zhmoginov, A., and Vladymyrov, M. Transformers learn in-context by gradient descent. *arXiv preprint arXiv:2212.07677*, 2022.
- Wang, A., Singh, A., Michael, J., Hill, F., Levy, O., and Bowman, S. R. Glue: A multi-task benchmark and analysis platform for natural language understanding. *EMNLP 2018*, pp. 353, 2018.
- Wang, X., Wei, J., Schuurmans, D., Le, Q., Chi, E., and Zhou, D. Self-consistency improves chain of thought reasoning in language models. *arXiv preprint arXiv:2203.11171*, 2022.
- Warstadt, A., Singh, A., and Bowman, S. R. Neural network acceptability judgments. *arXiv preprint arXiv:1805.12471*, 2018.
- Wei, J., Wang, X., Schuurmans, D., Bosma, M., Chi, E., Le, Q., and Zhou, D. Chain of thought prompting elicits reasoning in large language models. *arXiv preprint arXiv:2201.11903*, 2022.
- Wolf, T., Debut, L., Sanh, V., Chaumond, J., Delangue, C., Moi, A., Cistac, P., Rault, T., Louf, R., Funtowicz, M., et al. Huggingface’s transformers: State-of-the-art natural language processing. *arXiv preprint arXiv:1910.03771*, 2019.
- Xie, S. M., Raghuathan, A., Liang, P., and Ma, T. An explanation of in-context learning as implicit bayesian inference. In *International Conference on Learning Representations*, 2022. URL <https://openreview.net/forum?id=RdJVFCHjUMI>.
- Zhang, S., Roller, S., Goyal, N., Artetxe, M., Chen, M., Chen, S., Dewan, C., Diab, M., Li, X., Lin, X. V., et al. Opt: Open pre-trained transformer language models. *arXiv preprint arXiv:2205.01068*, 2022.
- Zhang, X., Zhao, J., and LeCun, Y. Character-level convolutional networks for text classification. *Advances in neural information processing systems*, 28, 2015.
- Zhou, D., Schärli, N., Hou, L., Wei, J., Scales, N., Wang, X., Schuurmans, D., Bousquet, O., Le, Q., and Chi, E. Least-to-most prompting enables complex reasoning in

large language models. *arXiv preprint arXiv:2205.10625*,
2022.

A. Proofs

A.1. $X \rightarrow Y \leftarrow \theta$ direction

Assumption A.1. (Assumption 2.1) Assume that $P_M(X) = P(X)$, and $P_M^d(Y|\theta, X) \propto P(Y|\theta, X)$ for $X \rightarrow Y \leftarrow \theta$.

Proposition A.2. (Proposition 2.2) If task d follows the $X \rightarrow Y \leftarrow \theta$ direction, $\arg \max_{y \in \mathcal{Y}} P_M^d(Y = y|\theta^d, X)$ is the Bayes optimal classifier.

Proof. Since the data generation of the task d can be written as $Y = f(X, \theta^d, \epsilon)$, we have

$$P^d(Y|X) = P(Y|\theta^d, X).$$

And by Assumption A.1, we have

$$\arg \max_{y \in \mathcal{Y}} P_M^d(Y = y|\theta^d, X) = \arg \max_{y \in \mathcal{Y}} P(Y = y|\theta^d, X).$$

Thus $\arg \max_{y \in \mathcal{Y}} P_M^d(Y = y|\theta^d, X)$ is the Bayes optimal classifier. \square

Theorem A.3. (Theorem 2.3) If task d follows the $X \rightarrow Y \leftarrow \theta$ direction, then the in-context learning classifier

$$\arg \max_{y \in \mathcal{Y}} P_M^d(Y = y|X_1^d, Y_1^d, \dots, X_k^d, Y_k^d, X)$$

always has a higher or equal probability of misclassification to the Bayes optimal classifier $\arg \max_{y \in \mathcal{Y}} P_M^d(Y = y|\theta^d, X)$. Equality only takes when

$$\forall x \in \mathcal{X}, P_M^d(\theta^d|X_1^d, Y_1^d, \dots, X_k^d, Y_k^d, X = x) = 1.$$

Proof. Recall that in Equation (1), we have

$$P_M^d(Y|X_1^d, Y_1^d, \dots, X_k^d, Y_k^d, X) = \int_{\Theta} P_M^d(Y|\theta, X) P_M^d(\theta|X_1^d, Y_1^d, \dots, X_k^d, Y_k^d, X) d\theta.$$

By Proposition A.2, $\arg \max_{y \in \mathcal{Y}} P_M^d(Y = y|\theta^d, X)$ is the Bayes optimal classifier. Let $C_\theta(X) = \arg \max_{y \in \mathcal{Y}} P_M^d(Y = y|\theta, X)$, then the risk is defined as the probability of misclassification

$$R(C_\theta) = P(C_\theta(X) \neq Y) = \mathbb{E}_{XY}[\mathbb{1}_{C_\theta(X) \neq Y}].$$

Denote the in-context learning classifier $\arg \max_{y \in \mathcal{Y}} P_M^d(Y = y|X_1^d, Y_1^d, \dots, X_k^d, Y_k^d, X)$ by $C_k(X)$. We then have

$$R(C_k) = \mathbb{E}_{XY}[\mathbb{1}_{C_k(X) \neq Y}] = \mathbb{E}_X[\sum_{y \in \mathcal{Y}} (1 - P_M^d(Y = y|\theta^d, X)) \mathbb{1}_{C_k(X) = y}].$$

Such risk is minimized if and only if $C_k(X) = C_{\theta^d}(X)$, which only holds when $P_M^d(\theta^d|X_1^d, Y_1^d, \dots, X_k^d, Y_k^d, X = x) = 1$ for all $x \in \mathcal{X}$. \square

A.2. $Y \rightarrow X \leftarrow \theta$ direction

Assumption A.4. Assume that $P_M(X) = P(X)$, and $P_M^d(X|\theta, Y) \propto P(X|\theta, Y)$ for the $Y \rightarrow X \leftarrow \theta$ direction.

Proposition A.5. If task d follows the $Y \rightarrow X \leftarrow \theta$ causal direction, $\arg \max_{y \in \mathcal{Y}} P_M^d(X|\theta^d, Y = y)$ is the Bayes optimal classifier when the label assignment is balanced.

Proof. Since the data generation of the task d can be written as $X = g(Y, \theta^d, \epsilon)$, we have

$$P^d(X|Y) = P(X|\theta^d, Y)$$

When the label is balanced, i.e. $P^d(Y) = \frac{1}{|\mathcal{Y}|}$, we have

$$P^d(Y|X) = \frac{P^d(X|Y)P^d(Y)}{P(X)} \propto P^d(X|Y)$$

And by Assumption A.4, we have

$$\arg \max_{y \in \mathcal{Y}} P_M^d(X|\theta^d, Y = y) = \arg \max_{y \in \mathcal{Y}} P(X|\theta^d, Y = y).$$

Thus $\arg \max_{y \in \mathcal{Y}} P_M^d(X|\theta^d, Y = y) = \arg \max_{y \in \mathcal{Y}} P^d(Y = y|X)$ is the Bayes optimal classifier. \square

Theorem A.6. *If task d follows the $Y \rightarrow X \leftarrow \theta$ direction, then the in-context learning classifier*

$$\arg \max_{y \in \mathcal{Y}} P_M^d(X|Y_1^d, X_1^d, \dots, Y_k^d, X_k^d, Y = y)$$

always has a higher or equal probability of misclassification to the Bayes optimal classifier $\arg \max_{y \in \mathcal{Y}} P_M^d(X|\theta^d, Y = y)$. Equality only takes when

$$\forall y \in \mathcal{Y}, P_M^d(\theta^d|Y_1^d, X_1^d, \dots, Y_k^d, X_k^d, Y = y) = 1.$$

Proof. This theorem can be proved similarly as Theorem A.3. Recall that in Equation (2), we have

$$P_M^d(X|Y_1^d, X_1^d, \dots, Y_k^d, X_k^d, Y) = \int_{\Theta} P_M^d(X|\theta, Y) P_M^d(\theta|Y_1^d, X_1^d, \dots, Y_k^d, X_k^d, Y) d\theta.$$

By Proposition A.5, $\arg \max_{y \in \mathcal{Y}} P_M^d(X|\theta^d, Y = y)$ is the Bayes optimal classifier. Let $C_\theta(X) = \arg \max_{y \in \mathcal{Y}} P_M^d(X|\theta, Y = y)$, then the risk is defined as the probability of misclassification

$$R(C_\theta) = P(C_\theta(X) \neq Y) = \mathbb{E}_{XY}[\mathbb{1}_{C_\theta(X) \neq Y}].$$

Denote the in-context learning classifier $\arg \max_{y \in \mathcal{Y}} P_M^d(X|Y_1^d, X_1^d, \dots, Y_k^d, X_k^d, Y = y)$ by $C_k(X)$. We then have

$$R(C_k) = \mathbb{E}_{XY}[\mathbb{1}_{C_k(X) \neq Y}] = \mathbb{E}_X[\sum_{y \in \mathcal{Y}} (1 - P_M^d(X|\theta^d, Y = y)) \mathbb{1}_{C_k(X)=y}].$$

Such risk is minimized if and only if $C_k(X) = C_{\theta^d}(X)$, which only holds when $P_M^d(\theta^d|Y_1^d, X_1^d, \dots, Y_k^d, X_k^d, Y = y) = 1$ for all $y \in \mathcal{Y}$. \square

A.3. Method

Proposition A.7. (Proposition 3.1) *When $\mathcal{L}(\hat{\theta}^d)$ is minimized, $P_M^d(Y|\hat{\theta}^d, X) = P(Y|\theta^d, X)$ for $X \rightarrow Y \leftarrow \theta$, and $P_M^d(X|\hat{\theta}^d, Y) = P(X|\theta^d, Y)$ for $Y \rightarrow X \leftarrow \theta$. If θ is identifiable, then $\hat{\theta}^d = \theta^d$.*

Proof. The proof of this proposition is straightforward.

Since

$$\mathcal{L}(\hat{\theta}^d) = H(P(Y|\theta^d, X)) + KL(P(Y|\theta^d, X) || P_M^d(Y|\hat{\theta}^d, X))$$

when $\mathcal{L}(\hat{\theta}^d)$ is minimized, we have $P_M^d(Y|\hat{\theta}^d, X) = P(Y|\theta^d, X)$ for $X \rightarrow Y \leftarrow \theta$, and $P_M^d(X|\hat{\theta}^d, Y) = P(X|\theta^d, Y)$ for $Y \rightarrow X \leftarrow \theta$. If θ is identifiable, this means $\hat{\theta}^d = \theta^d$. \square

Table 1. Prompt template and label mapping for the datasets we use. Since almost all sentences from ETHOS contain offensive content, we mask out the key offensive words in the examples below.

Dataset	Prompt	Label Mapping
SST-2	sentence: well worth revisiting as many times positive	negative/positive
FPB	The company anticipates its turnover for the whole 2010 to surpass that of the previous year when it was EUR 67.1 million . positive	negative/neutral/positive
COLA	It is this hat that I know the boy who is wearing. unacceptable	acceptable/unacceptable
DBPedia	The Nucet River is a tributary of the Chiojdeanca River in Romania. NaturalPlace	Album/Animal/Artist/Athlete/Building/Company/EducationalInstitution/Film/MeanOfTransportation/NaturalPlace/OfficeHolder/Plant/Village/WrittenWork
EmoC	fast i mean fastingis a way of skipping meals i mena you move on too fast others	angry/happy/others/sad
EmoS	i feel this place was tragic sadness	anger/fear/joy/love/sadness/surprise
ETHOS-SO	[Masked] should be removed from the face of the earth true	false/true
ETHOS-R	I hate being a [Masked], wish I was a [Masked] and no [Masked] on earth existed false	false/true

B. Experiments

Dateset. In Appendix B, we show how we process the text classification datasets into prompts. For each dataset, we take at most 16384 examples from the training set for training, and uniformly sample at most 1000 examples from the test set to test the in-context learning performance. In Table 2, we show the train size and test size we used for each dataset. We also list the set of diverse tasks trained with each dataset, which are denoted by their name in Huggingface datasets.⁴ The license for SST2, ETHOS-SO and ETHOS-R is GNU General Public License v3. FPB is under a Creative Commons Attribution-NonCommercial-ShareAlike 3.0 Unported License. Notice that these two datasets are hate speech detection datasets for different kinds of hate speech and contain many offensive texts. COLA is excerpted from the published works available on the website, and the copyright (where applicable) remains with the original authors or publishers. DBpedia is under a Creative Commons Attribution-ShareAlike License and the GNU Free Documentation License. EmoC and EmoS should be used for educational and research purposes only.

We run our experiments on A100, V100, and A6000 GPUs. We adopt a large portion of the code from the MetaICL repository (Min et al., 2022b)⁵. The training takes around 20 to 40 hours on a single GPU. We use a learning rate of 1e-4 and a batch size of 16, and train for 10k steps in total.

Results. In Table 3, we list the detailed results of our method and baselines with different LLMs on different datasets in Figure 2. The detailed results with instruction fine-tuned GPT3s are in Table 4, corresponding to Figure 4 in the main text. The detailed results with anti-causal direction (the opposite direction to what we described in Section 4 are in Table 5) are shown in Table 5, corresponding to Figure 3 in the main text. The detailed results with random words and random labels are shown in Table 6, corresponding to Figure 6 in the main text. The detailed results using the learned concept tokens as prefixes are shown in Table 7, corresponding to Figure 5 in the main text. The detailed results of k ablation study are shown in Table 8, corresponding to Figure 7 in the main text. The detailed results with and without reordering are shown in Table 9, corresponding to Figure 8 in the main text.

We show the top ten similar tokens to some learned concept tokens in Table 10, as summarized in Figure 9 in the main text.

⁴<https://huggingface.co/docs/datasets/index>

⁵<https://github.com/facebookresearch/MetaICL>

Large Language Models Are Implicitly Topic Models

dataset d	train size	test size	task set \mathcal{S}
SST2 (glue-sst2)	16384	1000	glue-cola/glue-mnli/glue-qqp/glue-mrpc/glue-qnli/glue-rte/glue-sst2/glue-wnli
FPB (financial_phrasebank)	1811	453	glue-sst2/glue-mnli/math_qa/sciq/social_i_qa/wino_grande/glue-qqp/ag_news/financial_phrasebank/poem_sentiment/anli/quarel/quartz/medical_questions_pairs/paws/dbpedia_14
COLA (cola-sst2)	8551	1000	glue-cola/glue-mnli/glue-qqp/glue-mrpc/glue-qnli/glue-rte/glue-sst2/glue-wnli
DBpedia (dbpedia_14)	16384	1000	glue-sst2/glue-mnli/math_qa/sciq/social_i_qa/wino_grande/glue-qqp/ag_news/financial_phrasebank/poem_sentiment/anli/quarel/quartz/medical_questions_pairs/paws/dbpedia_14
EmoC (emo)	16384	1000	glue-sst2/amazon_polarity/financial_phrasebank/poem_sentiment/yelp_polarity/glue-cola/blimp/ag_news/dbpedia_14/ethos/emo/emotion
EmoS (emotion)	16000	1000	glue-sst2/amazon_polarity/financial_phrasebank/poem_sentiment/yelp_polarity/glue-cola/blimp/ag_news/dbpedia_14/ethos/emo/emotion
ETHOS-SO (ethos-sexual_orientation)	346	87	glue-sst2/amazon_polarity/financial_phrasebank/poem_sentiment/yelp_polarity/glue-cola/blimp/ag_news/dbpedia_14/ethos/emo/emotion
ETHOS-R (ethos-religion)	346	87	glue-sst2/amazon_polarity/financial_phrasebank/poem_sentiment/yelp_polarity/glue-cola/blimp/ag_news/dbpedia_14/ethos/emo/emotion

Table 2. Dataset details

We also show histograms of the probability of each example predicting corresponding concept tokens in different datasets. We can see that the probability of prediction concept tokens can well differentiate examples in a dataset.

C. Limitations and Future Work

In this paper, we present an algorithm for selecting demonstrations that aims to provide empirical evidence for our proposed Bayesian explanation of in-context learning. However, it should be noted that the limitations of our experiments (only tested on eight text classification dataset) do not allow us to definitively conclude that our hypothesis, that language models (LLMs) are implicitly inferring latent concept variables from demonstrations, holds true for all possible tasks. Our method has been tested on multiple-choice problems such as math questions, and has been found to be ineffective in these types of tasks. This could be due to the fact that in-context learning operates differently in multiple-choice problems, or it may be a result of the current limitations of the latent concept learning algorithm. Additionally, while our experiments were conducted using the GPT family of LLMs, there are other pre-trained LLMs (e.g. OPT (Zhang et al., 2022), BLOOM (Scao et al., 2022)) that could also be used in future studies. However, due to time and computational constraints, these are not included in this paper.

Furthermore, the theoretical guarantees of our explanation and algorithm are relatively weak, as a result of the need to balance theoretical compatibility with real-world situations. A key area for future work is to design a more robust latent concept learning algorithm that can provably identify the true latent concept variable to some extent. Additionally, the selection of the accompanying diverse tasks \mathcal{S} is currently left to the discretion of the user. A more principled approach to constructing such a task set is needed in order to gain a deeper understanding of latent concept variables and to improve the latent concept learning algorithm.

D. Social Impact

The utilization of language models (LLMs) for specific tasks is often hindered by the high cost associated with training or fine-tuning them. However, the in-context learning paradigm offers a cost-effective and convenient alternative for utilizing the power of pretrained LLMs. Our work has demonstrated a significant improvement in performance of in-context learning through a relatively low-cost and simple approach, thus making the use of LLMs more accessible for individuals with limited resources.

However, it is important to consider the broader implications of the increasing use of LLMs. As LLMs are not infallible and may make mistakes, it is crucial to explicitly warn users of the potential for misleading output and to regulate the distribution of LLMs in order to prevent any negative societal impact. Additionally, it is possible that LLMs could be intentionally misused, thus it is important to consider the ethical implications of their use and to take appropriate measures to mitigate

Large Language Models Are Implicitly Topic Models

Table 3. Accuracy of selected demonstration. Our demonstrations are selected using GPT2-large, and the same set of demonstrations is applied to all different LLMs. All LLMs are pre-trained only with the language modeling objective, while the pre-training data size of GPT2s is much smaller than GPT3s.

LLM	Method	SST2	FPB	COLA	DBpedia	EmoC	EmoS	ETHOS-SO	ETHOS-R	Avg
GPT2 (124M)	Random	69.7 \pm 1.8	52.9 \pm 2.3	61.9 \pm 1.4	48.0 \pm 0.7	35.3 \pm 1.7	26.4 \pm 1.0	64.1 \pm 4.8	71.0 \pm 1.8	53.7
	Similar	69.5 \pm 0.6	55.9 \pm 1.7	63.2 \pm 1.2	44.7 \pm 3.1	36.4 \pm 2.0	26.6 \pm 1.3	77.7 \pm 2.7	80.0 \pm 3.7	56.8
	Ours	76.8 \pm 2.9	64.5 \pm 3.2	69.1 \pm 0.2	53.5 \pm 2.95	37.2 \pm 11.1	30.6 \pm 4.8	80.9 \pm 1.9	76.8 \pm 2.6	61.2
GPT2-m (355M)	Random	70.8 \pm 1.3	52.0 \pm 1.7	57.8 \pm 1.3	49.3 \pm 2.0	34.2 \pm 1.8	34.2 \pm 1.8	76.3 \pm 4.9	74.7 \pm 2.2	56.2
	Similar	75.0 \pm 1.9	57.7 \pm 2.0	57.5 \pm 2.2	47.9 \pm 6.0	37.2 \pm 3.6	35.2 \pm 1.8	86.9 \pm 2.9	84.6 \pm 4.3	60.3
	Ours	81.2 \pm 1.3	59.3 \pm 4.3	69.0 \pm 0.2	52.9 \pm 2.3	40.4 \pm 21.5	37.2 \pm 2.4	83.7 \pm 1.1	76.8 \pm 1.1	62.6
GPT2-l (774M)	Random	77.1 \pm 1.2	51.3 \pm 2.4	62.7 \pm 0.8	54.4 \pm 0.9	38.7 \pm 2.1	34.5 \pm 1.2	67.6 \pm 4.3	72.9 \pm 2.8	57.4
	Similar	80.7 \pm 1.6	54.8 \pm 3.8	50.9 \pm 1.4	51.1 \pm 5.2	39.9 \pm 2.6	35.1 \pm 2.1	80.9 \pm 2.8	84.4 \pm 2.6	59.7
	Ours	86.2 \pm 1.4	60.4 \pm 2.5	69.1 \pm 0.2	56.5 \pm 3.2	48.4 \pm 17.0	38.6 \pm 2.8	82.5 \pm 1.5	76.6 \pm 1.2	64.8
GPT2-xl (1.5B)	Random	74.7 \pm 0.9	53.2 \pm 1.9	55.8 \pm 1.6	53.0 \pm 1.9	38.2 \pm 1.5	38.2 \pm 1.5	67.8 \pm 6.4	72.6 \pm 4.1	56.7
	Similar	80.6 \pm 1.3	53.0 \pm 2.5	55.0 \pm 2.5	51.6 \pm 5.9	39.9 \pm 2.0	32.9 \pm 2.1	82.8 \pm 2.2	83.9 \pm 4.5	60
	Ours	83.1 \pm 3.6	62.0 \pm 2.5	68.9 \pm 0.2	58.6 \pm 3.3	43.6 \pm 16.4	43.6 \pm 16.4	83.0 \pm 1.3	77.9 \pm 1.3	65.1
GPT3-a (350M)	Random	76.9 \pm 0.7	56.6 \pm 1.1	53.1 \pm 1.8	62.1 \pm 1.4	38.6 \pm 1.4	27.7 \pm 1.3	65.5 \pm 5.7	74.0 \pm 3.0	56.8
	Similar	78.7 \pm 1.0	52.2 \pm 2.7	53.1 \pm 1.8	54.6 \pm 1.7	42.4 \pm 3.5	37.2 \pm 1.1	84.1 \pm 2.2	87.8 \pm 3.5	61.3
	Ours	85.4 \pm 1.7	61.9 \pm 10.5	58.2 \pm 7.0	64.0 \pm 4.4	43.0 \pm 7.2	37.9 \pm 2.3	84.4 \pm 1.4	78.9 \pm 0.9	64.2
GPT3-b (1.3B)	Random	80.8 \pm 0.6	55.2 \pm 3.3	46.8 \pm 2.0	66.5 \pm 1.4	42.0 \pm 0.7	27.0 \pm 1.2	71.0 \pm 4.6	72.6 \pm 3.1	57.7
	Similar	83.9 \pm 1.3	56.2 \pm 2.3	45.1 \pm 1.8	59.8 \pm 1.8	42.9 \pm 3.5	38.1 \pm 1.7	86.7 \pm 3.0	86.4 \pm 3.0	62.4
	Ours	87.3 \pm 2.0	64.3 \pm 5.9	67.2 \pm 0.9	70.2 \pm 3.2	43.6 \pm 13.0	38.9 \pm 5.0	84.6 \pm 0.9	78.9 \pm 1.2	66.9
GPT3-c (6.7B)	Random	84.2 \pm 1.4	52.6 \pm 1.8	59.1 \pm 1.5	70.6 \pm 0.8	44.3 \pm 2.5	32.3 \pm 1.9	77.5 \pm 4.7	77.5 \pm 0.6	62.3
	Similar	85.7 \pm 1.4	62.2 \pm 0.9	58.0 \pm 1.7	62.2 \pm 2.0	47.4 \pm 4.3	39.8 \pm 1.7	89.2 \pm 1.4	89.7 \pm 1.9	66.8
	Ours	88.8 \pm 0.7	64.1 \pm 5.7	69.0 \pm 0.3	73.6 \pm 2.9	50.3 \pm 11.9	43.1 \pm 4.6	86.2 \pm 0.0	78.2 \pm 0.0	69.2
GPT3-d (175B)	Random	86.5 \pm 0.9	59.2 \pm 2.4	45.5 \pm 2.8	73.6 \pm 1.9	39.4 \pm 0.7	40.6 \pm 1.7	77.2 \pm 2.6	76.8 \pm 3.5	62.4
	Similar	88.5 \pm 0.8	55.4 \pm 3.3	45.4 \pm 1.5	67.2 \pm 1.8	37.6 \pm 1.6	39.8 \pm 1.4	86.9 \pm 2.4	89.0 \pm 3.8	63.7
	Ours	87.8 \pm 3.4	62.7 \pm 3.3	58.5 \pm 8.2	75.5 \pm 2.4	41.3 \pm 3.6	42.7 \pm 3.9	85.1 \pm 0.0	79.3 \pm 0.0	66.6
Avg	Random	77.6	54.1	55.3	59.7	38.8	32.6	70.9	74.0	57.9
	Similar	80.3	55.9	53.5	54.9	40.5	35.6	84.4	85.7	61.4
	Ours	84.6	62.4	66.1	63.1	43.5	39.1	83.8	77.9	65.0

Table 4. We test our method on instruction fine-tuned LLMs.

LLM	Method	SST2	FPB	COLA	DBpedia	EmoC	EmoS	ETHOS-SO	ETHOS-R	Avg
GPT3-a	Random	58.0 \pm 0.9	34.5 \pm 1.8	64.0 \pm 1.0	25.4 \pm 1.2	31.0 \pm 2.3	21.1 \pm 1.5	65.3 \pm 6.9	64.8 \pm 4.3	45.5
	Ours	57.0 \pm 1.9	36.8 \pm 4.9	68.9 \pm 0.1	27.7 \pm 3.1	40.6 \pm 8.6	22.3 \pm 2.0	84.1 \pm 2.1	72.2 \pm 4.4	51.2
GPT3-b	Random	73.3 \pm 1.4	52.5 \pm 1.2	64.6 \pm 0.3	50.8 \pm 1.1	46.3 \pm 1.0	32.2 \pm 1.0	37.9 \pm 2.8	39.5 \pm 6.0	49.6
	Ours	76.5 \pm 3.3	60.9 \pm 4.3	67.0 \pm 1.2	51.5 \pm 2.0	50.0 \pm 7.3	34.9 \pm 4.4	58.2 \pm 4.5	48.3 \pm 6.3	55.9
GPT3-c	Random	73.1 \pm 1.7	53.8 \pm 2.0	54.9 \pm 0.7	57.1 \pm 0.9	30.5 \pm 1.3	32.3 \pm 1.3	61.4 \pm 2.4	59.1 \pm 2.4	52.8
	Ours	79.6 \pm 2.0	53.5 \pm 8.1	55.3 \pm 2.4	58.0 \pm 1.3	32.8 \pm 19.8	34.1 \pm 5.3	58.9 \pm 6.8	76.1 \pm 3.5	56

any potential negative effects. We posit that these regulations and measures should be put in place at the time of distributing LLMs to ensure the safe and responsible use of these models. Furthermore, as we publicly release our code, we will also provide clear warnings and guidelines to users to ensure that the potential risks associated with the use of our method are fully understood and addressed.

Table 5. We test random selection baseline with anti-causal direction.

LLM	SST2	FPB	COLA	DBpedia	EmoC	EmoS	ETHOS-SO	ETHOS-R
GPT2	57.4 \pm 1.9	56.6 \pm 2.1	55.9 \pm 1.7	11.3 \pm 1.0	24.6 \pm 2.4	22.1 \pm 1.1	64.1 \pm 4.8	58.6 \pm 5.5
GPT2-m	56.7 \pm 1.6	48.7 \pm 2.1	55.3 \pm 1.8	13.9 \pm 1.2	22.4 \pm 1.9	24.9 \pm 2.3	44.8 \pm 1.9	45.5 \pm 3.5
GPT2-l	58.7 \pm 0.7	33.7 \pm 1.3	50.8 \pm 1.6	13.6 \pm 1.3	28.2 \pm 3.6	26.2 \pm 2.7	48.7 \pm 3.7	53.6 \pm 5.3
GPT2-xl	54.2 \pm 0.5	46.8 \pm 1.2	50.6 \pm 1.1	12.6 \pm 1.5	31.4 \pm 2.8	25.9 \pm 3.2	65.5 \pm 4.9	61.8 \pm 1.5
GPT3-a	55.8 \pm 0.9	58.9 \pm 2.1	51.6 \pm 1.4	14.3 \pm 0.8	54.2 \pm 3.1	27.7 \pm 1.3	49.2 \pm 3.3	54.9 \pm 6.4
GPT3-b	64.4 \pm 1.6	58.9 \pm 2.6	53.4 \pm 1.1	14.6 \pm 1.1	52.0 \pm 2.5	27.0 \pm 1.3	48.3 \pm 2.7	51.0 \pm 4.0
GPT3-c	78.2 \pm 1.6	52.3 \pm 2.3	53.7 \pm 0.7	23.0 \pm 2.5	49.1 \pm 2.6	32.2 \pm 1.9	57.9 \pm 2.7	64.1 \pm 5.0
Avg	60.8	50.8	53	14.8	37.4	26.6	54.1	55.6

Table 6. We test our method with random words and random labels using GPT2-large.

	Method	SST2	FPB	COLA	DBpedia	EmoC	EmoS	ETHOS-SO	ETHOS-R	Avg
random words	Random	54.1 \pm 4.2	43.4 \pm 1.9	62.2 \pm 4.9	11.2 \pm 0.9	32.4 \pm 5.2	19.1 \pm 1.8	80.7 \pm 4.8	77.0 \pm 3.6	47.5
	Ours	50.3 \pm 1.3	44.9 \pm 4.2	69.2 \pm 0.2	13.9 \pm 1.2	37.8 \pm 12.1	23.5 \pm 7.4	86.0 \pm 0.5	77.9 \pm 0.5	50.5
random labels	Random	51.5 \pm 0.9	32.5 \pm 1.2	49.3 \pm 3.0	6.7 \pm 1.0	25.1 \pm 0.6	17.2 \pm 0.9	48.0 \pm 2.5	56.8 \pm 3.1	35.9
	Ours	49.6 \pm 0.9	36.2 \pm 2.5	49.3 \pm 1.6	6.6 \pm 0.2	24.7 \pm 0.6	16.6 \pm 1.0	51.0 \pm 4.9	48.7 \pm 3.5	35.3

Table 7. Accuracy using concept tokens as prefixes.

SST2	FPB	COLA	DBpedia	EmoC	EmoS	ETHOS-SO	ETHOS-R
90.3 \pm 0.0	86.1 \pm 0.0	75.0 \pm 0.1	92.6 \pm 0.6	57.3 \pm 1.8	53.8 \pm 0.7	86.2 \pm 0.0	78.2 \pm 0.0

Table 8. k ablation study using GPT2-large, without reordering.

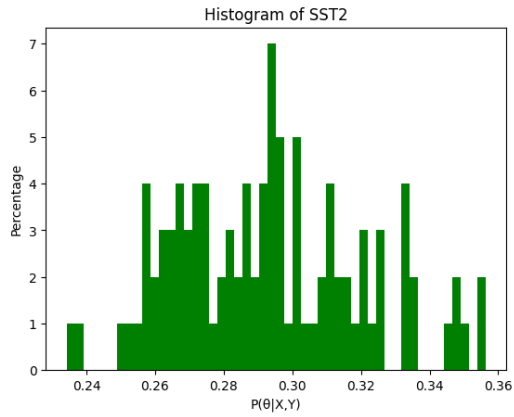
	Method	SST2	FPB	COLA	DBpedia	EmoC	EmoS	ETHOS-SO	ETHOS-R	Avg
$k = 4$	Random	76.9 \pm 0.7	56.6 \pm 1.1	53.1 \pm 1.8	62.1 \pm 1.4	38.6 \pm 1.4	27.7 \pm 1.3	65.5 \pm 5.7	74.0 \pm 3.0	56.8
	Ours	86.2 \pm 1.4	59.7 \pm 2.8	69.1 \pm 0.2	56.5 \pm 3.2	38.2 \pm 21.8	37.7 \pm 2.5	83.0 \pm 1.3	76.6 \pm 1.2	63.4
$k = 8$	Random	79.9 \pm 0.2	57.1 \pm 1.6	51.3 \pm 1.0	66.5 \pm 1.2	37.6 \pm 1.5	36.2 \pm 0.6	68.5 \pm 3.5	72.9 \pm 3.3	58.8
	Ours	87.0 \pm 2.4	59.9 \pm 3.3	55.3 \pm 9.7	67.0 \pm 0.9	39.9 \pm 5.3	38.8 \pm 2.6	77.0 \pm 11.1	78.9 \pm 0.9	63
$k = 16$	Random	79.9 \pm 1.1	54.9 \pm 2.7	54.5 \pm 2.8	69.1 \pm 1.1	33.7 \pm 2.2	33.5 \pm 1.4	64.8 \pm 4.0	69.0 \pm 3.2	57.4
	Ours	84.6 \pm 1.9	60.4 \pm 6.4	62.0 \pm 7.0	71.0 \pm 1.9	37.2 \pm 6.1	37.1 \pm 2.2	72.4 \pm 7.6	74.7 \pm 4.7	62.4

Table 9. Reorder versus not reorder using our method, with GPT2-large.

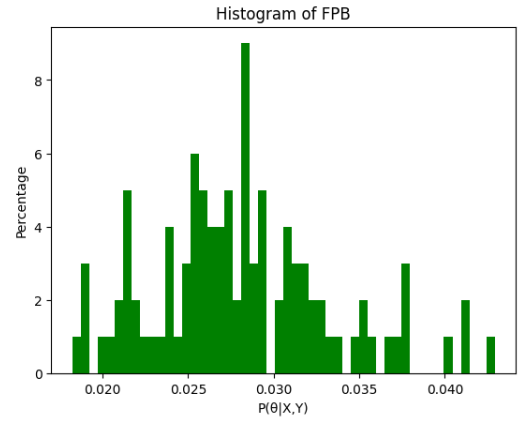
	SST2	FPB	COLA	DBpedia	EmoC	EmoS	ETHOS-SO	ETHOS-R	Avg
reorder	86.2 \pm 1.4	60.4 \pm 2.5	69.1 \pm 0.2	56.5 \pm 3.2	48.4 \pm 17.0	38.6 \pm 2.8	82.5 \pm 1.5	76.6 \pm 1.2	64.8
not reorder	86.2 \pm 1.4	59.7 \pm 2.8	69.1 \pm 0.2	56.5 \pm 3.2	38.2 \pm 21.8	37.7 \pm 2.5	83.0 \pm 1.3	76.6 \pm 1.2	63.4

Table 10. We list the top 10 similar words (tokens) to some of the learned concept tokens.

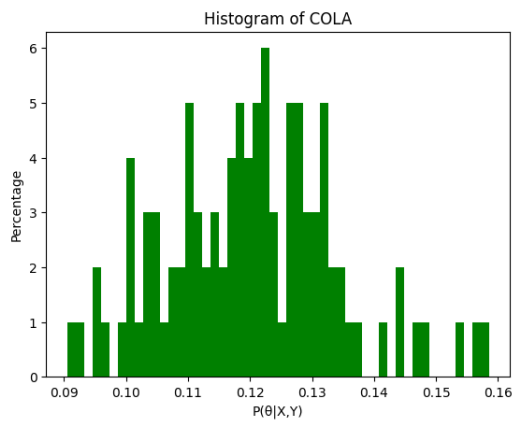
concept token	similar words
FPB-2	milo coordinate notify rendering benefiting routing EntityItem routed Messages Plot
FPB-3	unlocked updating deleting dropping damage updates drops Gained taken dropped
FPB-4	FX Safari Fixes advertisers Links Coins Operator marketers Guidelines
FPB-5	674 592 693 696 498 593 793 504 691 683
COLA-1	exha trunc curv fragmented along iterator initialized bounds Iter filament
COLA-2	Sp spa contributed cerv borrower paper tiger Erica USH Schwartz
COLA-7	democr Barack WH ophobic neum Democrats Rachel WH Democrats
DBpedia-4	often impede blockade incarcerated LEASE pollutants pesticides uphe lawmakers fossils
DBpedia-5	categorized closes therapies antidepressant retrospective clinically physicians therapists randomized clinicians
DBpedia-7	JS provided Killed richness Compet Nevertheless Probably Proceedings horizontally
ETHOS-SO-3	Revolution Spread itu Million Pascal stabil Indy Georgian Figure resy
ETHOS-R-2	council Chocobo Shant uyomi additional cumbers subur ThumbnailImage araoh Pharaoh
ETHOS-R-8	seems outlines emitted grin outline circuitry sized flips emits flipped
ETHOS-R-9	223 asel Cyrus Sith Scorpion Snape Jas Leia Ned Morty
EmoC-6	behavi checkpoints unintention crib eleph looph np mosquit blat pione
EmoC-8	depressed bullied choked stricken devastated unsuccessful cheated distraught troubled failing
EmoS-1	frightened rebellious depressed careless bullied restless reluctant distraught clumsy disgruntled
EmoS-5	obsessive crappy demonic delusions psychosis psychotic childish stupidity reckless insanity
EmoS-7	benevolent charismatic perfected volunte unintention pione innocuous fearless glamorous ruthless
EmoS-9	whispers pundits Sadly horribly curiously noticeably Sadly gaping painfully shockingly



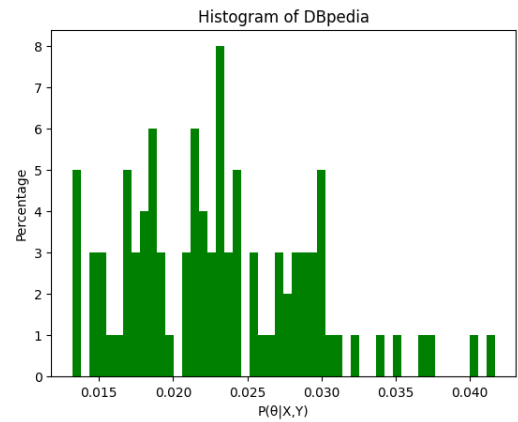
(a) SST2



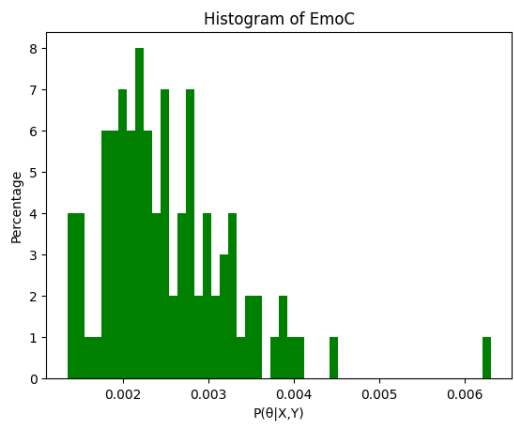
(b) FPB



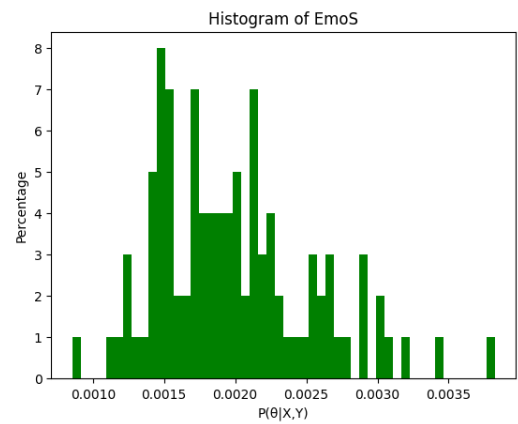
(c) COLA



(d) DBpedia



(e) EmoC



(f) EmoS

