
Aleatoric and Epistemic Discrimination in Classification

Hao Wang¹ Luxi He² Rui Gao³ Flavio P. Calmon⁴

Abstract

Machine learning (ML) models can underperform on certain population groups due to choices made during model development and bias inherent in the data. We categorize sources of discrimination in the ML pipeline into two classes: *aleatoric discrimination*, which is inherent in the data distribution, and *epistemic discrimination*, which is due to decisions during model development. We quantify aleatoric discrimination by determining the performance limits of a model under fairness constraints, assuming perfect knowledge of the data distribution. We demonstrate how to characterize aleatoric discrimination by applying Blackwell’s results on comparing statistical experiments. We then quantify epistemic discrimination as the gap between a model’s accuracy given fairness constraints and the limit posed by aleatoric discrimination. We apply this approach to benchmark existing interventions and investigate fairness risks in data with missing values. Our results indicate that state-of-the-art fairness interventions are effective at removing epistemic discrimination. However, when data has missing values, there is still significant room for improvement in handling aleatoric discrimination.

1. Introduction

Algorithmic discrimination may occur in different stages of the machine learning (ML) pipeline. For example, historical biases in the data-generating process can propagate to downstream tasks; human biases can influence a ML model through inductive bias; optimizing solely for accuracy can lead to disparate model performance across groups in the data (Suresh & Gutttag, 2019; Mayson, 2019). The past years have seen a rapid increase in algorithmic interventions that aim to mitigate biases in ML models (see e.g., Zemel

et al., 2013; Feldman et al., 2015; Calmon et al., 2017; Menon & Williamson, 2018; Zhang et al., 2018; Zafar et al., 2019; Friedler et al., 2019; Bellamy et al., 2019; Kim et al., 2019; Celis et al., 2019; Yang et al., 2020; Jiang & Nachum, 2020; Jiang et al., 2020; Martinez et al., 2020; Lowy et al., 2021; Alghamdi et al., 2022). A recent survey (Hort et al., 2022) found *nearly 400* fairness-intervention algorithms, including 123 pre-processing, 212 in-processing, and 56 post-processing algorithms introduced in the past decade.

Which sources of biases are (the hundreds of) existing fairness interventions trying to control? In order to create effective strategies for reducing algorithmic discrimination, it is critical to disentangle where biases in model performance originate. For instance, if the training set contains few samples from a given population group, then increasing sample diversity is a more effective strategy than selecting a more complex model class or training strategy. Conversely, if a model class does not accurately represent the underlying distribution of a certain population group, then increasing sample size for that group will not resolve performance disparities.

We divide algorithmic discrimination into two categories: aleatoric and epistemic discrimination.¹ Aleatoric discrimination captures inherent biases in the data distribution that can lead to unfair decisions in downstream tasks. Epistemic discrimination, in turn, is due to algorithmic choices made during model development and lack of knowledge about the optimal “fair” predictive model.

In this paper, we provide methods for measuring aleatoric and epistemic discrimination in classification task for group fairness metrics. Since aleatoric discrimination only depends on properties of the data distribution and the fairness measure of choice, we quantify it by asking a fundamental question:

For a given data distribution, what would be the best achievable performance (e.g., accuracy) under a group fairness constraint?

¹MIT-IBM Watson AI Lab ²Harvard College ³UT-Austin ⁴Harvard University. Hao Wang <hao@ibm.com>, Luxi He <luxihe@college.harvard.edu>, Rui Gao <rui.gao@mcombs.utexas.edu>, Flavio P. Calmon <flavio@seas.harvard.edu>.

¹We borrow this notion from ML uncertainty literature (see Hüllermeier & Waegeman, 2021, for a survey). Therein, aleatoric uncertainty refers to the variability in the outcome of an experiment resulting from inherently random effects; epistemic uncertainty refers to uncertainty caused by a lack of knowledge about the best predictive model.

We refer to the answer as the *fairness Pareto frontier*. This frontier delineates the optimal performance achievable by a classifier when unlimited data and computing power are available. For a fixed data distribution, the fairness Pareto frontier represents the ultimate, information-theoretic limit for accuracy and group fairness beyond which no model can achieve. Characterizing this limit enables us to (i) separate sources of discrimination and create strategies to control them accordingly; (ii) evaluate the effectiveness of existing fairness interventions for reducing epistemic discrimination; and (iii) inform the development of data collection methods that promote fairness in downstream tasks.

At first, computing the fairness Pareto frontier can appear to be an intractable problem since it requires searching over all possible classifiers—even if the data distribution is known exactly. Our main technical contribution is to provide a precise characterization of this frontier by solving a sequence of optimization problems. Our main proof technique is based on Blackwell’s seminal results (Blackwell, 1953), which proposed the notion of comparisons of statistical experiments and inspired a line of works introducing alternative comparison criteria (see e.g., Shannon, 1958; Cam, 1964; Torgersen, 1991; Cohen et al., 1998; Raginsky, 2011). Here, we apply these results to develop an algorithm that iteratively refines the achievable fairness Pareto frontier. We also prove convergence guarantees for our algorithm and demonstrate how it can be used to benchmark existing fairness interventions.

We quantify epistemic discrimination by comparing a classifier’s performance with the information-theoretic optimal given by the fairness Pareto frontier. Our experiments indicate that given sufficient data, state-of-the-art fairness interventions are effective at reducing epistemic discrimination as their gap to the information-theoretic limit is small (see Figure 1). Existing interventions *do not* eliminate aleatoric discrimination as this type of discrimination is not caused by choice of learning algorithm or model class, and is due to the data distribution.

We further analyze the fairness Pareto frontier to show that factors such as data missing values can significantly contribute to aleatoric discrimination. We observe that when population groups have disparate missing patterns, aleatoric discrimination escalates, leading to a sharp decline in the effectiveness of fairness intervention algorithms (see Figure 2).

Related Work

There is significant work analyzing the tension between group fairness measures and model performance metrics (Kleinberg et al., 2016; Chouldechova, 2017; Corbett-Davies et al., 2017; Chen et al., 2018; Dutta et al., 2020; Wang et al., 2021). We recast the fairness Pareto frontier

in terms of the conditional distribution $P_{\hat{Y}|Y,S}$ of predicted outcome \hat{Y} given true label Y and group attributes S . This conditional distribution is related to confusion matrices² conditioned on each subgroup (see Remark 1 for detailed discussion). In this regard, our work is related to Verma & Rubin (2018); Alghamdi et al. (2020); Kim et al. (2020); Yang et al. (2020); Berk et al. (2021), which observed that many group fairness metrics can be written in terms of the confusion matrices for each subgroup. Among them, the closest work to ours is Kim et al. (2020), which optimized accuracy and fairness objectives over these confusion matrices and proposed a post-processing technique for training fair classifiers. However, they only imposed marginal sum constraints for the confusion matrices. We demonstrate that the feasible region of confusion matrices can be much smaller (see Remark 2 for an example), leading to a tighter approximation of the fairness Pareto frontier.

Recently, many strategies have been proposed to reduce the tension between group fairness and model performance by investigating properties of the data distribution. For example, Blum & Stangl (2019); Suresh & Guttag (2019); Fogliato et al. (2020); Wang et al. (2020); Mehrotra & Celis (2021); Fernando et al. (2021); Wang & Singh (2021); Zhang & Long (2021); Kallus et al. (2022); Jeong et al. (2022) studied how noisy or missing data affect fairness and model accuracy. Dwork et al. (2018); Ustun et al. (2019); Wang et al. (2021) considered training a separate classifier for each subgroup when their data distributions are different. Another line of research introduces data pre-processing techniques that manipulate data distribution for reducing its bias (e.g., Calmon et al., 2017; Kamiran & Calders, 2012). Among all these works, the closest one to ours is Chen et al. (2018), which decomposed group fairness measures into bias, variance, and noise (see their Theorem 1) and proposed strategies for reducing each term. The main difference compared with Chen et al. (2018) is that we characterize a fairness Pareto frontier that depends on not only fairness metrics but also on a performance measure. This effort gives a complete picture of how data distribution influences the fairness-accuracy tension and is more technically involved. Also, the fairness Pareto frontier only depends on the data distribution and fairness metrics of choice so it cannot be improved by adding more data or altering the model class.

2. Preliminaries

Next, we introduce notation, overview the key results in Blackwell (1953) on comparisons of experiments, and outline the fair classification setup considered in this paper.

²A confusion matrix (Kulkarni et al., 2020) is a table that measures the performance of a given ML model. In binary classification, a confusion matrix reports the number of true positives, false negatives, false positives, and true negatives.

Notation. For a positive integer n , let $[n] \triangleq \{1, \dots, n\}$. We denote all probability distributions on the set \mathcal{X} by $\mathcal{P}(\mathcal{X})$. Moreover, we define the probability simplex $\Delta_m \triangleq \mathcal{P}([m])$. When random variables A, X, Z form a Markov chain, we write $A \rightarrow X \rightarrow Z$. We write the mutual information between A, X as $I(A; X) \triangleq \mathbb{E}_{P_{A,X}} \left[\log \frac{P_{A,X}(A,X)}{P_A(A)P_X(X)} \right]$. Since $I(A; X)$ is determined by the marginal distribution P_A and the conditional distribution $P_{X|A}$, we also write $I(A; X)$ as $I(P_A; P_{X|A})$. When A, X are independent, we write $A \perp\!\!\!\perp X$.

If a random variable $A \in [n]$ has finite support, the conditional distribution $P_{X|A} : [n] \rightarrow \mathcal{P}(\mathcal{X})$ can be equivalently written as $\mathbf{P} \triangleq (P_1, \dots, P_n)$ where each $P_i = P_{X|A=i} \in \mathcal{P}(\mathcal{X})$. Additionally, if \mathcal{X} is a finite set $[m]$, then $P_{X|A}$ can be fully characterized by a transition matrix. We use $\mathcal{T}(m|n)$ to denote all transition matrices from $[n]$ to $[m]$:

$$\left\{ \mathbf{P} \in \mathbb{R}^{n \times m} \mid 0 \leq P_{i,j} \leq 1, \sum_{j=1}^m P_{i,j} = 1, \forall i \in [n] \right\}.$$

Comparisons of Experiments

Given two statistical experiments (i.e., conditional distributions) \mathbf{P} and \mathbf{Q} , is there a way to decide which one is more informative? Here \mathbf{P} and \mathbf{Q} have the common input alphabet $[n]$ and potentially different output spaces. Blackwell gave an answer in his seminal work (Blackwell, 1953) from a decision-theoretic perspective. We review these results next.

Let \mathcal{A} be a closed, bounded, convex subset of \mathbb{R}^n . A decision function $\mathbf{f}(x) = (a_1(x), \dots, a_n(x))$ is any mapping from \mathcal{X} to \mathcal{A} . It is associated a loss vector:

$$\mathbf{v}(\mathbf{f}) = \left(\int a_1(x) dP_1(x), \dots, \int a_n(x) dP_n(x) \right). \quad (1)$$

The collection of all $\mathbf{v}(\mathbf{f})$ is denoted by $\mathcal{B}(\mathbf{P}, \mathcal{A})$. Blackwell defined that \mathbf{P} is more informative than \mathbf{Q} if for every \mathcal{A} , $\mathcal{B}(\mathbf{P}, \mathcal{A}) \supseteq \mathcal{B}(\mathbf{Q}, \mathcal{A})$. Intuitively, this result means any risk achievable with \mathbf{Q} is also achievable with \mathbf{P} . Moreover, Blackwell considered the standard measure P^* which is the probability distribution of $\mathbf{p}(\bar{X})$ where $\mathbf{p}(x) : \mathcal{X} \rightarrow \Delta_n$ is a function defined as

$$\left(\frac{dP_1}{dP_1 + \dots + dP_n}, \dots, \frac{dP_n}{dP_1 + \dots + dP_n} \right). \quad (2)$$

and \bar{X} follows the probability distribution $\frac{P_1 + \dots + P_n}{n}$. One of the most important findings by Blackwell in his paper is to discover the following equivalent conditions.

Lemma 1 (Blackwell (1951; 1953)). *The following three conditions are equivalent:*

- \mathbf{P} is more informative than \mathbf{Q} ;

- for any continuous and convex function $\phi : \Delta_n \rightarrow \mathbb{R}$, $\int \phi(\mathbf{p}) dP^*(\mathbf{p}) \geq \int \phi(\mathbf{p}) dQ^*(\mathbf{p})$;

- there is a stochastic transformation T such that $\mathsf{T}P_i = Q_i$. In other words, there exists a Markov chain $A \rightarrow X \rightarrow Z$ for any distributions on A such that $\mathbf{P} = P_{X|A}$ and $\mathbf{Q} = P_{Z|A}$.

Additionally, if \mathbf{P} and \mathbf{Q} can be characterized by transition matrices, the above conditions are also equivalent to:

- there exists a transition matrix M such that $\mathbf{Q} = \mathbf{P}M$.

If $\mathbf{P} = P_{X|A}$ is more informative than $\mathbf{Q} = P_{Z|A}$, by the third condition of Lemma 1 and the data processing inequality,

$$I(P_A; P_{X|A}) \geq I(P_A; P_{Z|A}) \quad (3)$$

holds for any marginal distribution P_A . However, the converse does not hold in general—even if (3) holds for any P_A , \mathbf{P} is not necessarily more informative than \mathbf{Q} (see Rauh et al. (2017) for a counter-example). In this regard, Blackwell’s conditions are “stronger” than mutual information-based form of the data processing inequality.

Fair Classification

Consider a multi-class classification task, where the goal is to train a probabilistic classifier $h : \mathcal{X} \rightarrow \Delta_C$ that uses input features X to predict their true label $Y \in [C]$. Additionally, assume the classifier produces a predicted outcome $\hat{Y} \in [C]$ and let $S \in [A]$ represent group attributes (e.g., race and sex). Our framework can be easily extended to the setting where multiple subgroups overlap (Kearns et al., 2018). Throughout this paper, we focus on three standard group fairness measures: statistical parity (SP) (Feldman et al., 2015), equalized odds (EO) (Hardt et al., 2016; Pleiss et al., 2017), and overall accuracy equality (OAE) (Berk et al., 2021) (see Table 1 for their definitions) but our analysis can be extended to many other group fairness metrics, including the ones in Table 1 of Kim et al. (2020).

We use Blackwell’s conditions to provide a precise characterization of fairness Pareto frontier in multi-class classification. In brief, Blackwell’s conditions allow us to approximate the set of achievable joint distributions $P_{\hat{Y}|S,Y}$ across all classifiers h . Since both accuracy and the group fairness criteria in Table 1 can be cast in terms of $P_{\hat{Y}|S,Y}$, this approximation can then be used to bound the best achievable accuracy under a group fairness constraint. We will develop this procedure in detail in the next section.

| FAIRNESS METRIC | ABBR. | DEFINITION EXPRESSION W.R.T. \mathcal{P} |
|---------------------------|---------------------------------------|---|
| Statistical Parity | $\text{SP} \leq \alpha_{\text{SP}}$ | $ \Pr(\hat{Y} = \hat{y} S = s) - \Pr(\hat{Y} = \hat{y} S = s') \leq \alpha_{\text{SP}}$ $\left \sum_{y=1}^C \left(\frac{\mu_{s,y}}{\mu_s} P_{(s,y),\hat{y}} - \frac{\mu_{s',y}}{\mu_{s'}} P_{(s',y),\hat{y}} \right) \right \leq \alpha_{\text{SP}}$ |
| Equalized Odds | $\text{EO} \leq \alpha_{\text{EO}}$ | $ \Pr(\hat{Y} = \hat{y} S = s, Y = y) - \Pr(\hat{Y} = \hat{y} S = s', Y = y) \leq \alpha_{\text{EO}}$ $ P_{(s,y),\hat{y}} - P_{(s',y),\hat{y}} \leq \alpha_{\text{EO}}$ |
| Overall Accuracy Equality | $\text{OAE} \leq \alpha_{\text{OAE}}$ | $ \Pr(\hat{Y} = Y S = s) - \Pr(\hat{Y} = Y S = s') \leq \alpha_{\text{OAE}}$ $\left \sum_{y=1}^C \left(\frac{\mu_{s,y}}{\mu_s} P_{(s,y),y} - \frac{\mu_{s',y}}{\mu_{s'}} P_{(s',y),y} \right) \right \leq \alpha_{\text{OAE}}$ |

Table 1. Standard group fairness metrics under multi-group and multi-class classification task. Here $\alpha_{\text{SP}}, \alpha_{\text{EO}}, \alpha_{\text{OAE}} \in [0, 1]$ are threshold parameters, $\hat{y}, y \in [C]$, $s, s' \in [A]$, and $\mu_{s,y}, \mu_s$ are defined in Proposition 1. Our analysis can be extended to many other group fairness metrics (see e.g., Table 1 in Kim et al., 2020).

3. Fairness Pareto Frontier

In this section, we introduce our main concept—fairness Pareto frontier (FairFront). We use it to measure aleatoric discrimination and quantify epistemic discrimination by comparing a classifier’s performance to the FairFront. We recast FairFront in terms of the conditional distribution $P_{\hat{Y}|S,Y}$ and apply Blackwell’s conditions to characterize the feasible region of this conditional distribution. This effort converts a functional optimization problem into a convex program with a small number of variables. However, this convex program may involve infinitely many constraints. Hence, we introduce a greedy improvement algorithm that iteratively computes FairFront and tightens the feasible region of $P_{\hat{Y}|S,Y}$. We end this section by establishing a convergence guarantee for our algorithm.

Recall that we refer to aleatoric discrimination as the inherent biases of the data distribution that can lead to an unfair or inaccurate classifier. As its definition suggests, aleatoric discrimination only relies on properties of the data distribution and fairness metric of choice—it does not depend on the hypothesis class nor optimization method. Below we introduce FairFront that delineates a curve of optimal accuracy over all probabilistic classifiers under certain fairness constraints. We use FairFront to quantify aleatoric discrimination.

Definition 1. For $\alpha_{\text{SP}}, \alpha_{\text{EO}}, \alpha_{\text{OAE}} \in [0, 1]$, we define $\text{FairFront}(\alpha_{\text{SP}}, \alpha_{\text{EO}}, \alpha_{\text{OAE}})$ as the solution of the following optimization problem:

$$\max_h \mathbb{E} [\mathbb{I}_{\hat{Y}=Y}] \quad (4a)$$

$$\text{s.t. } \text{SP} \leq \alpha_{\text{SP}}, \text{EO} \leq \alpha_{\text{EO}}, \text{OAE} \leq \alpha_{\text{OAE}} \quad (4b)$$

where \hat{Y} is produced by applying the classifier h to \mathbf{X} ; the maximum is taken over all measurable h ; and the definitions of SP, EO, and OAE are in Table 1.

Solving this functional optimization problem is difficult since it optimizes over all measurable classifiers. There is a

line of works that proposed different fairness-intervention algorithms for training group-fair classifiers (see e.g., Menon & Williamson, 2018; Zhang et al., 2018; Zafar et al., 2019; Celis et al., 2019; Yang et al., 2020; Wei et al., 2021; Alghamdi et al., 2022). They restrict the model class and vary loss functions and optimizers to find classifiers that approach FairFront as close as possible. However, these algorithms only describe a lower bound for FairFront. They do not determine what is the *best* achievable accuracy for a given fairness constraint.

We circumvent the above-mentioned challenges by rewriting FairFront in terms of the conditional distribution $P_{\hat{Y}|S,Y}$. The caveat is that although each classifier yields a $P_{\hat{Y}|S,Y}$, not every conditional distribution corresponds to a valid classifier (see an example in Remark 2). Hence, we introduce the following definition which characterizes all feasible $P_{\hat{Y}|S,Y}$.

Definition 2. Given $P_{\mathbf{X}|S,Y}$, we define \mathcal{C} as the set of all conditional distributions $P_{\hat{Y}|S,Y}$ where \hat{Y} is produced by some probabilistic classifier h . In other words,

$$\mathcal{C} \triangleq \left\{ P_{\hat{Y}|S,Y} \mid (S, Y) \rightarrow \mathbf{X} \rightarrow \hat{Y} \right\}. \quad (5)$$

Throughout this paper, we write $P_{\hat{Y}|S,Y}$ or its corresponding transition matrix \mathcal{P} interchangeably.

Remark 1. We demonstrate the connection between the conditional distribution $P_{\hat{Y}|S,Y}$ and confusion matrices in the setting of binary classification with binary subgroups. We define $\hat{\mathcal{C}}$ as the counterpart of \mathcal{C} when we replace $P_{\mathbf{X}|S,Y}$ with an empirical distribution $\hat{P}_{\mathbf{X}|S,Y}$ computed from a dataset. The confusion matrix for group $s \in \{0, 1\}$ consists of four numbers: True Positive (TP_s), False Positive (FP_s), False Negative (FN_s), True Negative (TN_s). Assume that the number of positive-label data $n_s^+ = \text{TP}_s + \text{FN}_s$ and negative-label data $n_s^- = \text{TN}_s + \text{FP}_s$ are given—these numbers do not depend on the classifier. Then there is a one-to-one

mapping from each element in $\hat{\mathcal{C}}$ to a confusion matrix:

$$\begin{aligned}\hat{P}_{\hat{Y}|S=s, Y=+}(+) &= \frac{1}{n_s^+} \text{TP}_s, & \hat{P}_{\hat{Y}|S=s, Y=-}(+) &= \frac{1}{n_s^-} \text{FP}_s, \\ \hat{P}_{\hat{Y}|S=s, Y=+}(-) &= \frac{1}{n_s^+} \text{FN}_s, & \hat{P}_{\hat{Y}|S=s, Y=-}(-) &= \frac{1}{n_s^-} \text{TN}_s.\end{aligned}$$

Hence, $\hat{\mathcal{C}}$ essentially characterizes all feasible confusion matrices and \mathcal{C} is the population counterpart of $\hat{\mathcal{C}}$. Note that \mathcal{C} is determined by the data distribution while $\hat{\mathcal{C}}$ (and confusion matrices) are tailored to a specific dataset.

We establish basic properties of \mathcal{C} and $\text{FairFront}(\alpha_{\text{SP}}, \alpha_{\text{EO}}, \alpha_{\text{OAE}})$ in the following lemma. Then we demonstrate how to use \mathcal{C} for characterizing the fairness Pareto frontier.

Lemma 2. \mathcal{C} is a convex subset of $\mathcal{T}(C|AC)$ and $\text{FairFront}(\alpha_{\text{SP}}, \alpha_{\text{EO}}, \alpha_{\text{OAE}})$ is a concave function w.r.t. $\alpha_{\text{SP}}, \alpha_{\text{EO}}, \alpha_{\text{OAE}}$.

Proposition 1. $\text{FairFront}(\alpha_{\text{SP}}, \alpha_{\text{EO}}, \alpha_{\text{OAE}})$ in (4) is equal to the solution of the following convex optimization:

$$\max_{\mathbf{P} \in \mathbb{R}^{A \times C \times C}} \sum_{s=1}^A \sum_{y=1}^C \mu_{s,y} P_{(s,y),y} \quad (6a)$$

$$\text{s.t. } \text{SP} \leq \alpha_{\text{SP}}, \text{EO} \leq \alpha_{\text{EO}}, \text{OAE} \leq \alpha_{\text{OAE}} \quad (6b)$$

$$\mathbf{P} \in \mathcal{C}. \quad (6c)$$

Here the constants $\mu_{s,y} \triangleq \Pr(S = s, Y = y)$ and $\mu_s \triangleq \Pr(S = s)$ for $s \in [A]$, $y \in [A]$ and $P_{(s,y),\hat{y}}$ denotes the $(C(s-1) + y)$ -th row, \hat{y} -th column of \mathbf{P} .

For example, in the setting of binary classification with binary group attribute, the above optimization only has 8 variables, 14 linear constraints + a single convex constraint $\mathbf{P} \in \mathcal{C}$. Hence, its optimal value can be directly computed by standard convex optimization solvers as long as we know how to characterize \mathcal{C} . Next, we discuss two special cases— X is independent of (S, Y) or X is discrete—under which \mathcal{C} has a simple characterization.

Remark 2. Note that Kim et al. (2020) investigated fairness Pareto frontiers via confusion matrices. The main difference is that Definition 1 in Kim et al. (2020) relaxed the constraint (6c) to $\mathbf{P} \in \mathcal{T}(C|AC)$ where $\mathcal{T}(C|AC)$ represents all transition matrices from $[AC]$ to $[C]$. This leads to a loose approximation of the frontier because \mathcal{C} is often a strict subset of $\mathcal{T}(C|AC)$. To demonstrate this point, consider the scenario where $X \perp\!\!\!\perp (S, Y)$. Then $\hat{Y} \perp\!\!\!\perp (S, Y)$ by data processing inequality so

$$\mathcal{C} = \{\mathbf{P} \in \mathcal{T}(C|AC) \mid \text{each row of } \mathbf{P} \text{ is the same}\}. \quad (7)$$

Optimizing over \mathcal{C} rather than $\mathcal{T}(C|AC)$ can significantly tighten the fairness Pareto frontier.

Remark 3. If X is a discrete variable with a finite support $[D]$, we can write $P_{X|S,Y}$ as a transition matrix $\Phi \in \mathcal{T}(D|AC)$. By introducing an auxiliary variable $\mathbf{M} \in \mathcal{T}(C|D)$, we can write $\mathbf{P} \in \mathcal{C}$ equivalently as linear constraints: $\mathbf{P} = \Phi \mathbf{M}$ by using the last condition of Lemma 1. Consequently, Proposition 1 boils down to a linear program. However, this characterization fails to generalize to continuous data because Φ and \mathbf{M} will have an infinite dimension; for categorical data, this characterization suffers from the curse of dimensionality since the support size of X grows exponentially fast w.r.t. the number of features.

The above two remarks provide precise characterizations of \mathcal{C} under specific assumptions. In what follows, we consider a more general setting by leveraging Blackwell's conditions (Section 2). Before diving into the analysis, we first introduce a function $\mathbf{g} : \mathcal{X} \rightarrow \Delta_{AC}$ defined as

$$\mathbf{g}(x) = (P_{S,Y|X}(1, 1|x), \dots, P_{S,Y|X}(A, C|x)). \quad (8)$$

To obtain this function in practice, one can train a probabilistic classifier that uses input features X to predict (S, Y) . We use this classifiers' output probability as an approximation of the function \mathbf{g} .

The following theorem is the main theoretical result in this paper. It provides a precise characterization of the set \mathcal{C} through a series of convex constraints.

Theorem 1. The set \mathcal{C} is the collection of all transition matrices $\mathbf{P} \in \mathcal{T}(C|AC)$ such that the following condition holds:

For any $k \in \mathcal{N}$ and any $\{\mathbf{a}_i \mid \mathbf{a}_i \in [-1, 1]^{AC}, i \in [k]\}$,

$$\sum_{\hat{y}=1}^C \max_{i \in [k]} \{\mathbf{a}_i^T \Lambda_\mu \mathbf{p}_{\hat{y}}\} \leq \mathbb{E} \left[\max_{i \in [k]} \{\mathbf{a}_i^T \mathbf{g}(X)\} \right], \quad (9)$$

where $\mathbf{p}_{\hat{y}}$ is the \hat{y} -th column of \mathbf{P} and $\Lambda_\mu = \text{diag}(\mu_{1,1}, \dots, \mu_{A,C})$.

Intuitively, (9) uses piece-wise linear functions to approximate the boundary of \mathcal{C} where k represents the number of linear pieces. Unfortunately, replacing $\mathbf{P} \in \mathcal{C}$ with this series of constraints in (6) may result in an intractable problem since standard duality-based approaches will lead to infinitely many dual variables. To resolve this issue, we first fix k and let \mathcal{C}_k be the set of \mathbf{P} such that (9) holds under this fixed k . Accordingly, we define $\text{FairFront}_k(\alpha_{\text{SP}}, \alpha_{\text{EO}}, \alpha_{\text{OAE}})$ as the optimal value of (6) when replacing \mathcal{C} with \mathcal{C}_k . Since $\mathcal{C}_1 \supseteq \mathcal{C}_2 \supseteq \dots \supseteq \mathcal{C}$, we have $\text{FairFront}_1(\alpha_{\text{SP}}, \alpha_{\text{EO}}, \alpha_{\text{OAE}}) \geq \text{FairFront}_2(\alpha_{\text{SP}}, \alpha_{\text{EO}}, \alpha_{\text{OAE}}) \geq \dots \geq \text{FairFront}(\alpha_{\text{SP}}, \alpha_{\text{EO}}, \alpha_{\text{OAE}})$. However, computing $\text{FairFront}_k(\alpha_{\text{SP}}, \alpha_{\text{EO}}, \alpha_{\text{OAE}})$ still involves infinitely many constraints.

Next, we introduce a greedy improvement algorithm that consists of solving a sequence of tractable optimization

Algorithm 1 Approximate the fairness Pareto frontier.

Input: $\mathcal{D} = \{(x_i, y_i, s_i)\}_{i=1}^N$, maximum number of iterations T ; maximum pieces k ; classifier $g(x)$; threshold parameters $\alpha_{SP}, \alpha_{EO}, \alpha_{OAE}$.

Initialize: set $\mathcal{A} = \emptyset$; $\mu_{s,y} = \frac{|\{i|s_i=s, y_i=y\}|}{N}$; $t = 1$.

Repeat:

Solve a convex program:

$$\begin{aligned} & \max_{\mathbf{P}} \sum_{s=1}^A \sum_{y=1}^C \mu_{s,y} P_{(s,y)} \\ & \text{s.t. } \mathbf{P} \in \mathcal{T}(C|AC) \\ & \quad SP \leq \alpha_{SP}, EO \leq \alpha_{EO}, OAE \leq \alpha_{OAE} \\ & \quad \sum_{\tilde{y}=1}^C \max_{i \in [k]} \{ \mathbf{a}_i^T \boldsymbol{\Lambda}_\mu \mathbf{P}_{\tilde{y}} \} \leq \mathbb{E} \left[\max_{i \in [k]} \{ \mathbf{a}_i^T \mathbf{g}(X) \} \right] \\ & \quad \forall (\mathbf{a}_1, \dots, \mathbf{a}_k) \in \mathcal{A}. \end{aligned}$$

Let v^t and \mathbf{P}^t be the optimal value and optimal solution. Solve a DC program:

$$\min_{\substack{\mathbf{a}_i \in [-1,1]^{AC} \\ i \in [k]}} \mathbb{E} \left[\max_{i \in [k]} \{ \mathbf{a}_i^T \mathbf{g}(X) \} \right] - \sum_{\tilde{y}=1}^C \max_{i \in [k]} \{ \mathbf{a}_i^T \boldsymbol{\Lambda}_\mu \mathbf{P}_{\tilde{y}}^t \}.$$

If the optimal value is ≥ 0 or $t = T$,

stop;

otherwise,

add the optimal $(\mathbf{a}_1, \dots, \mathbf{a}_k)$ to \mathcal{A} and $t = t + 1$.

return: $v^t, \mathbf{P}^t, \mathcal{A}$.

problems for approximating $\text{FairFront}_k(\alpha_{SP}, \alpha_{EO}, \alpha_{OAE})$. We use \mathcal{A} to collect the constraints of \mathbf{P} and set $\mathcal{A} = \emptyset$ initially. At each iteration, our algorithm solves a convex program to find an optimal \mathbf{P} that maximizes the accuracy while satisfying the desired group fairness constraints and the constraints in \mathcal{A} ; then we verify if this \mathbf{P} is within the set \mathcal{C}_k by solving a DC (difference of convex) program (Shen et al., 2016; Horst & Thoai, 1999). If $\mathbf{P} \in \mathcal{C}_k$, then the algorithm stops; otherwise, the algorithm will find the constraint that is mostly violated by \mathbf{P} and add this constraint to \mathcal{A} . We describe our algorithm in Algorithm 1 and establish a convergence guarantee in the following theorem.

Theorem 2. *Let $T = \infty$. If Algorithm 1 stops, its output \mathbf{P}^t is an optimal solution of $\text{FairFront}_k(\alpha_{SP}, \alpha_{EO}, \alpha_{OAE})$. Otherwise, any convergent sub-sequence of $\{\mathbf{P}^t\}_{t=1}^\infty$ converges to an optimal solution of $\text{FairFront}_k(\alpha_{SP}, \alpha_{EO}, \alpha_{OAE})$.*

Note that the output v^t from Algorithm 1 is always an *upper bound* for $\text{FairFront}(\alpha_{SP}, \alpha_{EO}, \alpha_{OAE})$, assuming the estimation error is sufficiently small. The tightness of this upper bound is determined by k (i.e., how well the piecewise linear functions approximate the boundary of \mathcal{C}), T (i.e., the total number of iterations). On the other hand, running off-the-shelf in-processing and post-processing fairness interventions can only yield *lower bounds* for

$\text{FairFront}(\alpha_{SP}, \alpha_{EO}, \alpha_{OAE})$. In the next section, we compare our upper bound given by Algorithm 1 with the lower bounds given by some state-of-the-art methods to demonstrate the tightness of our algorithm.

4. Numerical Experiments

Recall that FairFront in Definition 1 characterizes the highest achievable accuracy under a fairness constraint. We use it to quantify aleatoric discrimination and measure epistemic discrimination by comparing a classifier’s accuracy and fairness violation with FairFront. In this section, we apply FairFront to analyze the performance of existing fairness interventions and how data biases, specifically missing values, impact their effectiveness. We find that given sufficient data, state-of-the-art fairness interventions are successful at reducing epistemic discrimination as their gap to the FairFront is small. However, we also discover that when different population groups have varying missing data patterns, aleatoric discrimination increases, which diminishes the performance of fairness intervention algorithms. We provide additional experimental results and details in Appendix C.

4.1. Benchmark Fairness Interventions

Setup. We evaluate our results on the UCI Adult dataset (Bache & Lichman, 2013), the ProPublica COMPAS dataset (Angwin et al., 2016), and the German Credit dataset (Bache & Lichman, 2013).³ We consider a binary classification problem with binary groups since most existing fairness interventions are designed for this scenario. For the Adult dataset, we choose sex (female or male) as the group attribute and income ($> 50K$ or $\leq 50K$) as the target for prediction; for the COMPAS dataset, we choose race (African-American or Caucasian) as the group attribute and is_recid (recid. or no recid.) as the target for prediction. The details about how we pre-process these datasets are deferred to Appendix C. We measure fairness violations via *Max equalized odds*:

$$\max |\Pr(\hat{Y} = \hat{y}|S = s, Y = y) - \Pr(\hat{Y} = \hat{y}|S = s', Y = y)|$$

where the max is taken over y, \hat{y}, s, s' . We run Algorithm 1 with $k = 6$ pieces, 20 iterations, and varying α_{EO} to get FairFront on each dataset. We compute the expectations and the g function from the empirical distributions and solve the DC program by using the DCCP package provided by Shen et al. (2016).

Fairness interventions. We consider five existing fairness-intervention algorithms: Reduction (Agarwal et al., 2018), EqOdds (Hardt et al., 2016), CalEqOdds (Pleiss et al., 2017), LevEqOpp (Chzhen

³We defer the experimental results on the German Credit dataset to Appendix C.

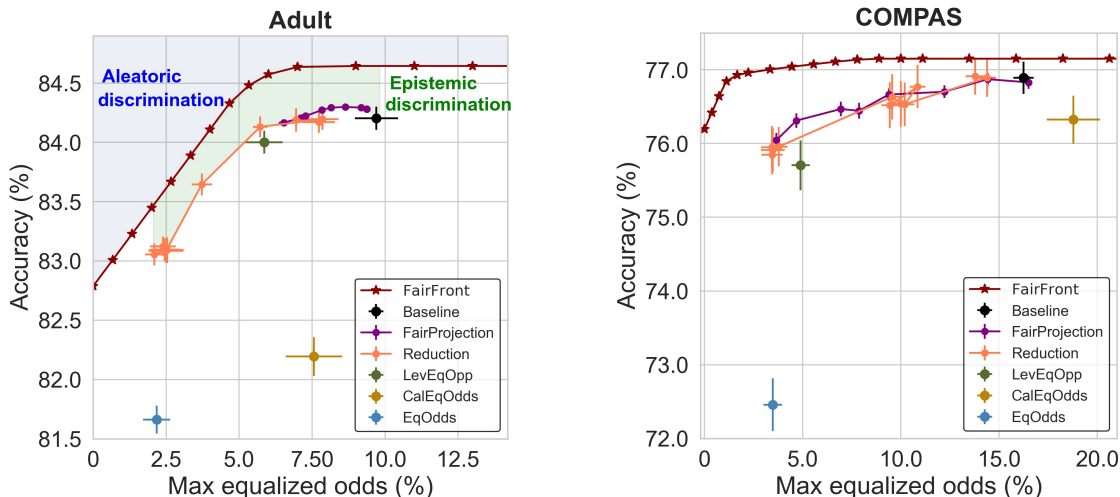


Figure 1. Comparing existing fairness interventions with FairFront on the Adult (Left) and COMPAS (Right) datasets. We use FairFront to quantify aleatoric discrimination and measure epistemic discrimination by comparing a classifier’s accuracy and fairness violation with FairFront. As shown, SOTA fairness interventions are effective at reducing epistemic discrimination as their gap to the FairFront is small.

et al., 2019), and FairProjection (Alghamdi et al., 2022). Among them, Reduction is an in-processing method and the rest are all post-processing methods. For the first three benchmarks, we use the implementations from IBM AIF360 library (Bellamy et al., 2018); for LevEqOpp and FairProjection, we use the Python implementations from the Github repo in Alghamdi et al. (2022). For Reduction and FairProjection, we can vary their tolerance of fairness violations to produce a fairness-accuracy curve; for EqOdds, CalEqOdds, and LevEqOpp, each of them produces a single point since they only allow hard equality constraint. We note that FairProjection is optimized for transforming probabilistic classifier outputs (see also Wei et al., 2021), but here we threshold the probabilistic outputs to generate binary predictions which may limit its performance. Finally, we train a random forest as the Baseline classifier. In order to emulate the setting where the data distribution is known exactly, we train models using the entire dataset and resample 30% data as the test set.

Results. We benchmark fairness interventions against FairFront in Figure 1. First, we observe that if we run Algorithm 1 for a single iteration, which is equivalent to solving Proposition 1 without (6c), its solution is very close to 1 for all α_{ED} . This demonstrates the benefits of incorporating Blackwell’s conditions into the fairness Pareto frontier. Second, we observe that fairness-accuracy curves given by state-of-the-art (SOTA) fairness interventions are very close to the fairness Pareto frontier. This result not only demonstrates the tightness of our approximation (recall that Algorithm 1 gives an upper bound of FairFront and

benchmarks give a lower bound) but also shows that SOTA fairness interventions have already achieved near-optimal fairness-accuracy curves—their epistemic discrimination is small since they approach the FairFront limit. In what follows, we demonstrate how missing values in data can increase aleatoric discrimination and dramatically reduce the effectiveness of fairness interventions.

4.2. Fairness Risks in Missing Values

Real-world data often have missing values and the missing patterns can be different across different protected groups (see Jeong et al., 2022, for some examples). There is a growing line of research (see e.g., Jeong et al., 2022; Fernando et al., 2021; Wang & Singh, 2021; Subramonian et al., 2022; Caton et al., 2022; Zhang & Long, 2021; Schelter et al., 2019) studying the fairness risks of data with missing values. In this section, we apply our result to demonstrate how disparate missing patterns influence the fairness-accuracy curves.

Setup. We choose sex (group 0: female, group 1: male) as the group attribute for the Adult dataset, and race (group 0: African-American, group 1: Caucasian) for the COMPAS dataset. To investigate the impact of disparate missing patterns on aleatoric discrimination, we artificially generate missing values in both datasets. This is necessary as the datasets do not contain sufficient missing data. The missing values are generated according to different probabilities for different population groups. For each data point from group 0, we erase each input feature with a varying probability $p_0 \in \{10\%, 50\%, 70\%\}$, while for group 1, we erase

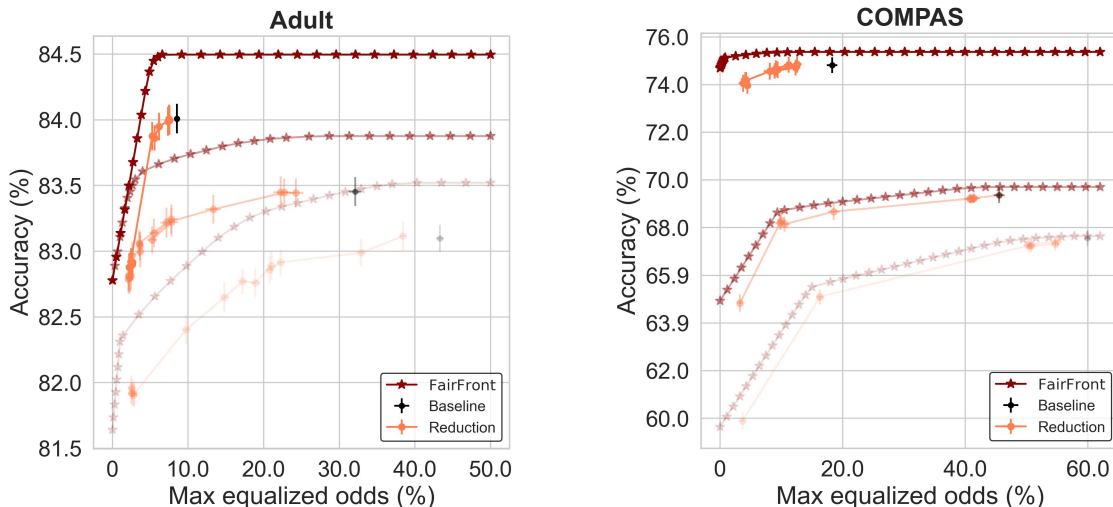


Figure 2. We demonstrate the fairness risks of disparate missing patterns. We vary missing probability of group 0 (female in Adult/African-American in COMPAS) among $\{10\%, 50\%, 70\%\}$ and let the missing probability of group 1 (male in Adult/Caucasian in COMPAS) be 10%. We use mode imputation to pre-process missing data. We apply `Reduction` to the imputed data and plot its fairness-accuracy curve against the FairFront with the level of transparency representing the degree of disparity in the missing patterns.

each input feature with a fixed probability $p_1 = 10\%$. We then apply mode imputation to the missing values, replacing them with the mode of non-missing values for each feature. Finally, we apply Algorithm 1 along with `Reduction` and `Baseline` to the imputed data. The experimental results are shown in Figure 2.

Results. As we increase the missing probability of group 0, FairFront decreases since it becomes more difficult to accurately predict outcomes for group 0. This in turn affects the overall model performance, since the fairness constraint requires that the model performs similarly for both groups. We also observe the fairness-accuracy curves of `Reduction` decrease as the missing data for group 0 become more prevalent. In other words, as the missing data for group 0 increase, it becomes more difficult to maintain both high accuracy and fairness in the model’s prediction.

5. Final Remarks and Limitations

The past years have witnessed a growing line of research introducing various fairness-intervention algorithms. Most of these interventions focus on optimizing model performance subject to group fairness constraints. Though comparing and benchmarking these methods on various datasets is valuable (e.g., see benchmarks in Friedler et al., 2019; Bellamy et al., 2019; Wei et al., 2021), this does not reveal if there is still room for improvement in their fairness-accuracy curves, or if existing methods approach the information-theoretic optimal limit when infinite data is available. Our results address this gap by introducing the fairness Pareto frontier,

which measures the highest possible accuracy under a group fairness constraint. We precisely characterize the fairness Pareto frontier using Blackwell’s conditions and present a greedy improvement algorithm that approximates it from data. Our results show that the fairness-accuracy curves produced by state-of-the-art fairness interventions are very close to the fairness Pareto frontier on standard datasets.

Additionally, we demonstrate that when data are biased due to missing values, the fairness Pareto frontier degrades. Although existing fairness interventions can still reduce performance disparities, they come at the cost of significantly lowering overall model accuracy. The methods we present for computing the fairness Pareto frontier can also be applied to analyze other sources of aleatoric discrimination, such as when individuals may misreport their data or when there are measurement errors. Overall, the fairness Pareto frontier can serve as a valuable framework for guiding data collection and cleaning.

Our results indicate that existing fairness interventions can be effective in reducing epistemic discrimination, and there are diminishing returns in developing new fairness interventions focused solely on optimizing accuracy for a given group fairness constraint on pristine data. However, existing fairness interventions have yet to effectively provide both fair and accurate classification when additional sources of aleatoric discrimination are present (such as missing values in data). This suggests that there is still significant need for research on handling aleatoric sources of discrimination that appear throughout the data collection process.

References

- Agarwal, A., Beygelzimer, A., Dudík, M., Langford, J., and Wallach, H. A reductions approach to fair classification. In *International Conference on Machine Learning*, pp. 60–69. PMLR, 2018.
- Alghamdi, W., Asoodeh, S., Wang, H., Calmon, F. P., Wei, D., and Ramamurthy, K. N. Model projection: Theory and applications to fair machine learning. In *2020 IEEE International Symposium on Information Theory (ISIT)*, pp. 2711–2716. IEEE, 2020.
- Alghamdi, W., Hsu, H., Jeong, H., Wang, H., Michalak, P. W., Asoodeh, S., and Calmon, F. P. Beyond Adult and COMPAS: Fair multi-class prediction via information projection. In *Advances in Neural Information Processing Systems*, 2022.
- Angwin, J., Larson, J., Mattu, S., and Kirchner, L. Machine bias. *ProPublica*, 2016.
- Bache, K. and Lichman, M. UCI Machine Learning Repository, 2013.
- Bellamy, R. K., Dey, K., Hind, M., Hoffman, S. C., Houde, S., Kannan, K., Lohia, P., Martino, J., Mehta, S., Mojsilovic, A., et al. Ai fairness 360: An extensible toolkit for detecting, understanding, and mitigating unwanted algorithmic bias. *arXiv preprint arXiv:1810.01943*, 2018.
- Bellamy, R. K., Dey, K., Hind, M., Hoffman, S. C., Houde, S., Kannan, K., Lohia, P., Martino, J., Mehta, S., Mojsilović, A., et al. Ai fairness 360: An extensible toolkit for detecting and mitigating algorithmic bias. *IBM Journal of Research and Development*, 63(4/5):4–1, 2019.
- Berk, R., Heidari, H., Jabbari, S., Kearns, M., and Roth, A. Fairness in criminal justice risk assessments: The state of the art. *Sociological Methods & Research*, 50(1):3–44, 2021.
- Blackwell, D. Comparison of experiments. *Proceedings of the Second Berkeley Symposium on Mathematical Statistics and Probability*, pp. 93–102, 1951.
- Blackwell, D. Equivalent comparisons of experiments. *The annals of mathematical statistics*, pp. 265–272, 1953.
- Blum, A. and Stangl, K. Recovering from biased data: Can fairness constraints improve accuracy? *arXiv preprint arXiv:1912.01094*, 2019.
- Calmon, F., Wei, D., Vinzamuri, B., Natesan Ramamurthy, K., and Varshney, K. R. Optimized pre-processing for discrimination prevention. *Advances in neural information processing systems*, 30, 2017.
- Cam, L. L. Sufficiency and approximate sufficiency. *The Annals of Mathematical Statistics*, pp. 1419–1455, 1964.
- Caton, S., Malisetty, S., and Haas, C. Impact of imputation strategies on fairness in machine learning. *Journal of Artificial Intelligence Research*, 74:1011–1035, 2022.
- Celis, L. E., Huang, L., Keswani, V., and Vishnoi, N. K. Classification with fairness constraints: A meta-algorithm with provable guarantees. In *Proceedings of the conference on fairness, accountability, and transparency*, pp. 319–328, 2019.
- Chen, I., Johansson, F. D., and Sontag, D. Why is my classifier discriminatory? *Advances in neural information processing systems*, 31, 2018.
- Chouldechova, A. Fair prediction with disparate impact: A study of bias in recidivism prediction instruments. *Big data*, 5(2):153–163, 2017.
- Chzhen, E., Denis, C., Hebiri, M., Oneto, L., and Pontil, M. Leveraging labeled and unlabeled data for consistent fair binary classification. *Advances in Neural Information Processing Systems*, 32, 2019.
- Cohen, J., Kempermann, J. H., and Zbaganu, G. *Comparisons of stochastic matrices with applications in information theory, statistics, economics and population*. Springer Science & Business Media, 1998.
- Corbett-Davies, S., Pierson, E., Feller, A., Goel, S., and Huq, A. Algorithmic decision making and the cost of fairness. In *Proceedings of the 23rd acm sigkdd international conference on knowledge discovery and data mining*, pp. 797–806, 2017.
- Dutta, S., Wei, D., Yueksel, H., Chen, P.-Y., Liu, S., and Varshney, K. Is there a trade-off between fairness and accuracy? a perspective using mismatched hypothesis testing. In *International Conference on Machine Learning*, pp. 2803–2813. PMLR, 2020.
- Dwork, C., Immorlica, N., Kalai, A. T., and Leiserson, M. Decoupled classifiers for group-fair and efficient machine learning. In *Conference on fairness, accountability and transparency*, pp. 119–133. PMLR, 2018.
- Feldman, M., Friedler, S. A., Moeller, J., Scheidegger, C., and Venkatasubramanian, S. Certifying and removing disparate impact. In *proceedings of the 21th ACM SIGKDD international conference on knowledge discovery and data mining*, pp. 259–268, 2015.
- Fernando, M.-P., Cèsar, F., David, N., and José, H.-O. Missing the missing values: The ugly duckling of fairness in machine learning. *International Journal of Intelligent Systems*, 36(7):3217–3258, 2021.

- Fogliato, R., Chouldechova, A., and G'Sell, M. Fairness evaluation in presence of biased noisy labels. In *International Conference on Artificial Intelligence and Statistics*, pp. 2325–2336. PMLR, 2020.
- Friedler, S. A., Scheidegger, C., Venkatasubramanian, S., Choudhary, S., Hamilton, E. P., and Roth, D. A comparative study of fairness-enhancing interventions in machine learning. In *Proceedings of the conference on fairness, accountability, and transparency*, pp. 329–338, 2019.
- Hardt, M., Price, E., and Srebro, N. Equality of opportunity in supervised learning. In *Advances in Neural Information Processing Systems*, volume 29, 2016.
- Horst, R. and Thoai, N. V. Dc programming: overview. *Journal of Optimization Theory and Applications*, 103(1): 1–43, 1999.
- Hort, M., Chen, Z., Zhang, J. M., Sarro, F., and Harman, M. Bia mitigation for machine learning classifiers: A comprehensive survey. *arXiv preprint arXiv:2207.07068*, 2022.
- Hüllermeier, E. and Waegeman, W. Aleatoric and epistemic uncertainty in machine learning: An introduction to concepts and methods. *Machine Learning*, 110(3):457–506, 2021.
- Jeong, H., Wang, H., and Calmon, F. P. Fairness without imputation: A decision tree approach for fair prediction with missing values. In *Proceedings of the AAAI Conference on Artificial Intelligence*, volume 36, pp. 9558–9566, 2022.
- Jiang, H. and Nachum, O. Identifying and correcting label bias in machine learning. In *International Conference on Artificial Intelligence and Statistics*, pp. 702–712. PMLR, 2020.
- Jiang, R., Pacchiano, A., Stepleton, T., Jiang, H., and Chappa, S. Wasserstein fair classification. In *Uncertainty in Artificial Intelligence*, pp. 862–872. PMLR, 2020.
- Kallus, N., Mao, X., and Zhou, A. Assessing algorithmic fairness with unobserved protected class using data combination. *Management Science*, 68(3):1959–1981, 2022.
- Kamiran, F. and Calders, T. Data preprocessing techniques for classification without discrimination. *Knowledge and information systems*, 33(1):1–33, 2012.
- Kearns, M., Neel, S., Roth, A., and Wu, Z. S. Preventing fairness gerrymandering: Auditing and learning for subgroup fairness. In *International Conference on Machine Learning*, pp. 2564–2572. PMLR, 2018.
- Kim, J. S., Chen, J., and Talwalkar, A. Fact: A diagnostic for group fairness trade-offs. In *International Conference on Machine Learning*, pp. 5264–5274. PMLR, 2020.
- Kim, M. P., Ghorbani, A., and Zou, J. Multiaccuracy: Black-box post-processing for fairness in classification. In *Proceedings of the 2019 AAAI/ACM Conference on AI, Ethics, and Society*, pp. 247–254, 2019.
- Kleinberg, J., Mullainathan, S., and Raghavan, M. Inherent trade-offs in the fair determination of risk scores. *arXiv preprint arXiv:1609.05807*, 2016.
- Kulkarni, A., Chong, D., and Batarseh, F. A. Foundations of data imbalance and solutions for a data democracy. In *data democracy*, pp. 83–106. Elsevier, 2020.
- Lowy, A., Pavan, R., Baharlouei, S., Razaviyayn, M., and Beirami, A. Fermi: Fair empirical risk minimization via exponential Rényi mutual information. *arXiv preprint arXiv:2102.12586*, 2021.
- Martinez, N., Bertran, M., and Sapiro, G. Minimax pareto fairness: A multi objective perspective. In *International Conference on Machine Learning*, pp. 6755–6764. PMLR, 2020.
- Mayson, S. G. Bias in, bias out. *The Yale Law Journal*, 128(8):2218–2300, 2019.
- Mehrotra, A. and Celis, L. E. Mitigating bias in set selection with noisy protected attributes. In *Proceedings of the 2021 ACM Conference on Fairness, Accountability, and Transparency*, pp. 237–248, 2021.
- Menon, A. K. and Williamson, R. C. The cost of fairness in binary classification. In *Conference on Fairness, Accountability and Transparency*, pp. 107–118. PMLR, 2018.
- Pedregosa, F., Varoquaux, G., Gramfort, A., Michel, V., Thirion, B., Grisel, O., Blondel, M., Prettenhofer, P., Weiss, R., Dubourg, V., Vanderplas, J., Passos, A., Cournapeau, D., Brucher, M., Perrot, M., and Duchesnay, E. Scikit-learn: Machine learning in Python. *Journal of Machine Learning Research*, 12:2825–2830, 2011.
- Pleiss, G., Raghavan, M., Wu, F., Kleinberg, J., and Weinberger, K. Q. On fairness and calibration. *Advances in neural information processing systems*, 30, 2017.
- Raginsky, M. Shannon meets blackwell and le cam: Channels, codes, and statistical experiments. In *2011 IEEE International Symposium on Information Theory Proceedings*, pp. 1220–1224. IEEE, 2011.
- Rauh, J., Banerjee, P. K., Olbrich, E., Jost, J., Bertschinger, N., and Wolpert, D. Coarse-graining and the blackwell order. *Entropy*, 19(10):527, 2017.

- Schelter, S., He, Y., Khilnani, J., and Stoyanovich, J. Fairprep: Promoting data to a first-class citizen in studies on fairness-enhancing interventions. *arXiv preprint arXiv:1911.12587*, 2019.
- Shannon, C. E. A note on a partial ordering for communication channels. *Information and control*, 1(4):390–397, 1958.
- Shen, X., Diamond, S., Gu, Y., and Boyd, S. Disciplined convex-concave programming. In *2016 IEEE 55th Conference on Decision and Control (CDC)*, pp. 1009–1014. IEEE, 2016.
- Subramonian, A., Chang, K.-W., and Sun, Y. On the discrimination risk of mean aggregation feature imputation in graphs. *Advances in Neural Information Processing Systems*, 2022.
- Suresh, H. and Guttag, J. V. A framework for understanding unintended consequences of machine learning. *arXiv preprint arXiv:1901.10002*, 2:8, 2019.
- Torgersen, E. *Comparison of statistical experiments*, volume 36. Cambridge University Press, 1991.
- Ustun, B., Liu, Y., and Parkes, D. Fairness without harm: Decoupled classifiers with preference guarantees. In *International Conference on Machine Learning*, pp. 6373–6382. PMLR, 2019.
- Verma, S. and Rubin, J. Fairness definitions explained. In *2018 IEEE/ACM International Workshop on Software Fairness (Fairware)*, pp. 1–7. IEEE, 2018.
- Wang, H., Hsu, H., Diaz, M., and Calmon, F. P. To split or not to split: The impact of disparate treatment in classification. *IEEE Transactions on Information Theory*, 67(10):6733–6757, 2021.
- Wang, S., Guo, W., Narasimhan, H., Cotter, A., Gupta, M., and Jordan, M. Robust optimization for fairness with noisy protected groups. *Advances in Neural Information Processing Systems*, 33:5190–5203, 2020.
- Wang, Y. and Singh, L. Analyzing the impact of missing values and selection bias on fairness. *International Journal of Data Science and Analytics*, 12(2):101–119, 2021.
- Wei, D., Ramamurthy, K. N., and Calmon, F. P. Optimized score transformation for consistent fair classification. *J. Mach. Learn. Res.*, 22:258–1, 2021.
- Yang, F., Cisse, M., and Koyejo, S. Fairness with overlapping groups; a probabilistic perspective. In *Advances in Neural Information Processing Systems*, volume 33, pp. 4067–4078, 2020.
- Zafar, M. B., Valera, I., Gomez-Rodriguez, M., and Gummadi, K. P. Fairness constraints: A flexible approach for fair classification. *The Journal of Machine Learning Research*, 20(1):2737–2778, 2019.
- Zemel, R., Wu, Y., Swersky, K., Pitassi, T., and Dwork, C. Learning fair representations. In *International conference on machine learning*, pp. 325–333. PMLR, 2013.
- Zhang, B. H., Lemoine, B., and Mitchell, M. Mitigating unwanted biases with adversarial learning. In *Proceedings of the 2018 AAAI/ACM Conference on AI, Ethics, and Society*, pp. 335–340, 2018.
- Zhang, Y. and Long, Q. Assessing fairness in the presence of missing data. *Advances in neural information processing systems*, 34:16007–16019, 2021.

A. Technical Background

In this section, we extend some results in Blackwell (1951; 1953) to our setting. For a random variable X , we denote its probability distribution by $\mathcal{L}(X)$. A conditional distribution $P_{X|A} : [n] \rightarrow \mathcal{P}(\mathcal{X})$ can be equivalently written as $\mathbf{P} \triangleq (P_1, \dots, P_n)$ where each $P_i = P_{X|A=i} \in \mathcal{P}(\mathcal{X})$. Let \mathcal{A} be a closed, bounded, convex subset of \mathbb{R}^n . A decision function is a mapping $\mathbf{f} : \mathcal{X} \rightarrow \mathcal{A}$, which can also be written as $\mathbf{f}(x) = (a_1(x), \dots, a_n(x))$. A decision function is associated a loss vector:

$$\mathbf{v}(\mathbf{f}) = \left(\int a_1(x) dP_1(x), \dots, \int a_n(x) dP_n(x) \right). \quad (11)$$

The collection of all $\mathbf{v}(\mathbf{f})$ is denoted by $\mathcal{B}(P_{X|A}, \mathcal{A})$ or $\mathcal{B}(\mathbf{P}, \mathcal{A})$.

For a vector $\boldsymbol{\lambda} \in \Delta_n$ such that $\boldsymbol{\lambda} > 0$, we define a function $\mathbf{p}_\lambda(x) : \mathcal{X} \rightarrow \Delta_n$:

$$\mathbf{p}_\lambda(x) = \left(\frac{\lambda_1 dP_1}{\lambda_1 dP_1 + \dots + \lambda_n dP_n}, \dots, \frac{\lambda_n dP_n}{\lambda_1 dP_1 + \dots + \lambda_n dP_n} \right). \quad (12)$$

Note that $\mathbf{p}_\lambda(X)$ is a sufficient statistic for X , considering A as the parameter (it can be proved by Fisher-Neyman factorization theorem). In other words, two Markov chains hold: $A \rightarrow \mathbf{p}_\lambda(X) \rightarrow X$ and $A \rightarrow X \rightarrow \mathbf{p}_\lambda(X)$ for any distribution on A .

Consider a new set of probability distributions $\mathbf{P}_\lambda^* \triangleq (\mathcal{L}(\mathbf{p}_\lambda(X_1)), \dots, \mathcal{L}(\mathbf{p}_\lambda(X_n)))$ where $\mathcal{L}(X_i) = P_i$. Here \mathbf{P}_λ^* can be viewed as a conditional distribution from $[n]$ to $\mathcal{P}(\Delta_n)$ since each $\mathcal{L}(\mathbf{p}_\lambda(X_i))$ is a probability distribution over Δ_n . The following lemma follows from the sufficiency of $\mathbf{p}_\lambda(X)$.

Lemma 3 (Adaptation of Theorem 3 in Blackwell (1951)). *For any \mathcal{A} , $\mathcal{B}(\mathbf{P}, \mathcal{A}) = \mathcal{B}(\mathbf{P}_\lambda^*, \mathcal{A})$.*

Proof. Suppose that $\mathbf{f}^*(\mathbf{p}) = (a_1^*(\mathbf{p}), \dots, a_n^*(\mathbf{p}))$ is a decision function for $(\mathbf{P}_\lambda^*, \mathcal{A})$. Accordingly, we define $\mathbf{f}(x) = (a_1^*(\mathbf{p}_\lambda(x)), \dots, a_n^*(\mathbf{p}_\lambda(x)))$ where the function \mathbf{p}_λ is defined in (12). Then it is clear that \mathbf{f} is a decision function for $(\mathbf{P}, \mathcal{A})$. By the law of unconscious statistician, we have

$$\int a_i^*(\mathbf{p}) dP_{\lambda,i}^*(\mathbf{p}) = \mathbb{E}[a_i^*(\mathbf{p}_\lambda(X_i))] = \int a_i^*(\mathbf{p}_\lambda(x)) dP_i(x). \quad (13)$$

Hence, $\mathbf{v}(\mathbf{f}^*) = \mathbf{v}(\mathbf{f})$, which implies $\mathcal{B}(\mathbf{P}_\lambda^*, \mathcal{A}) \subseteq \mathcal{B}(\mathbf{P}, \mathcal{A})$. For the other direction, suppose $\mathbf{f}(x) = (a_1(x), \dots, a_n(x))$ is a decision function for $(\mathbf{P}, \mathcal{A})$. Let $\mathbf{f}^*(\mathbf{p}) = (a_1^*(\mathbf{p}), \dots, a_n^*(\mathbf{p}))$ where $a_i^*(\mathbf{p}) \triangleq \mathbb{E}[a_i(X_i) | \mathbf{p}_\lambda(X_i) = \mathbf{p}]$. Since $\mathbf{p}_\lambda(X)$ is a sufficient statistics, for any $i \in [n]$

$$\mathcal{L}(X_i | \mathbf{p}_\lambda(X_i) = \mathbf{p}) = \mathcal{L}(X_1 | \mathbf{p}_\lambda(X_1) = \mathbf{p}). \quad (14)$$

Therefore, $\mathbf{f}^*(\mathbf{p}) = \mathbb{E}[\mathbf{f}(X_1) | \mathbf{p}_\lambda(X_1) = \mathbf{p}]$. Since \mathcal{A} is a convex set, \mathbf{f}^* is a decision function for $(\mathbf{P}_\lambda^*, \mathcal{A})$. By the law of total expectation, we have

$$\int a_i^*(\mathbf{p}) dP_{\lambda,i}^*(\mathbf{p}) = \int a_i(x) dP_i(x). \quad (15)$$

Hence, $\mathbf{v}(\mathbf{f}) = \mathbf{v}(\mathbf{f}^*)$, which implies $\mathcal{B}(\mathbf{P}, \mathcal{A}) \subseteq \mathcal{B}(\mathbf{P}_\lambda^*, \mathcal{A})$. \square

For a vector $\boldsymbol{\lambda} \in \Delta_n$ such that $\boldsymbol{\lambda} > 0$, the condition distribution $P_{X|A}$ induces a weighted standard measure $P_\lambda^* \triangleq \mathcal{L}(\mathbf{p}_\lambda(\bar{X}))$ where $\mathcal{L}(\bar{X}) = \lambda_1 P_1 + \dots + \lambda_n P_n$.

Theorem 3 (Adaptation of Theorem 4 in Blackwell (1951)). *For any two conditional distributions $P_{X|A}$ and $Q_{Y|A}$, let P_λ^* and Q_λ^* be their weighted standard measures, respectively. Then $\mathcal{B}(P_{X|A}, \mathcal{A}) \supseteq \mathcal{B}(Q_{Y|A}, \mathcal{A})$ for any closed, bounded, convex set \mathcal{A} if and only if for any continuous convex $\phi : \Delta_n \rightarrow \mathbb{R}$, $\int \phi(\mathbf{p}) dP_\lambda^*(\mathbf{p}) \geq \int \phi(\mathbf{p}) dQ_\lambda^*(\mathbf{p})$*

Proof. First, by Lemma 3, we know $\mathcal{B}(P_{X|A}, \mathcal{A}) = \mathcal{B}(P_\lambda^*, \mathcal{A})$ and $\mathcal{B}(Q_{Y|A}, \mathcal{A}) = \mathcal{B}(Q_\lambda^*, \mathcal{A})$. We denote $\boldsymbol{\Lambda} = \text{diag}(\lambda_1, \dots, \lambda_n)$. Consider any $\mathcal{A} = \text{conv}(\mathbf{a}_1, \dots, \mathbf{a}_k)$. Let

$$\mathbf{f}^*(\mathbf{p}) = \underset{\mathbf{a} \in \mathcal{A}}{\text{argmin}} \mathbf{p}^T \boldsymbol{\Lambda}^{-1} \mathbf{a}. \quad (16)$$

Note that $\mathbf{f}^*(\mathbf{p}) \in \{\mathbf{a}_1, \dots, \mathbf{a}_k\}$ since this set contains all the extreme points of \mathcal{A} .⁴ By definition, for any decision function w.r.t. $(P_\lambda^*, \mathcal{A})$, we have

$$\mathbf{p}^T \mathbf{\Lambda}^{-1} \mathbf{f}(\mathbf{p}) \geq \mathbf{p}^T \mathbf{\Lambda}^{-1} \mathbf{f}^*(\mathbf{p}), \quad \forall \mathbf{p}. \quad (17)$$

Let $\mathbf{v} = \mathbf{v}(\mathbf{f})$. By the same reason with (13), we have

$$v_j = \int a_j(\mathbf{p}_\lambda(x)) dP_j(x) \quad (18)$$

$$= \frac{1}{\lambda_j} \int a_j(\mathbf{p}_\lambda(x)) \frac{\lambda_j dP_j}{\lambda_1 dP_1 + \dots + \lambda_n dP_n}(x) (\lambda_1 dP_1 + \dots + \lambda_n dP_n)(x) \quad (19)$$

$$= \frac{1}{\lambda_j} \int a_j(\mathbf{p}_\lambda(x)) [\mathbf{p}_\lambda(x)]_j (\lambda_1 dP_1 + \dots + \lambda_n dP_n)(x) \quad (20)$$

$$= \frac{1}{\lambda_j} \mathbb{E}[a_j(\mathbf{p}_\lambda(\bar{X})) [\mathbf{p}_\lambda(\bar{X})]_j] \quad (21)$$

$$= \frac{1}{\lambda_j} \int a_j(\mathbf{p}) p_j dP_\lambda^*(\mathbf{p}), \quad (22)$$

where the last step is due to the law of unconscious statistician. Therefore,

$$\sum_{j=1}^n v_j = \int \mathbf{p}^T \mathbf{\Lambda}^{-1} \mathbf{f}(\mathbf{p}) dP_\lambda^*(\mathbf{p}) \quad (23)$$

$$\geq \int \mathbf{p}^T \mathbf{\Lambda}^{-1} \mathbf{f}^*(\mathbf{p}) dP_\lambda^*(\mathbf{p}) \quad (24)$$

$$= \int \min_i \{\mathbf{p}^T \mathbf{\Lambda}^{-1} \mathbf{a}_i\} dP_\lambda^*(\mathbf{p}). \quad (25)$$

The equality is achieved by $\mathbf{v}(\mathbf{f}^*)$. Hence, for any $\mathcal{A} = \text{conv}(\mathbf{a}_1, \dots, \mathbf{a}_k)$

$$\min_{\mathbf{v} \in \mathcal{B}(P_{X|A}, \mathcal{A})} \sum_{j=1}^n v_j = \int \min_i \{\mathbf{a}_i^T \mathbf{\Lambda}^{-1} \mathbf{p}\} dP_\lambda^*(\mathbf{p}). \quad (26)$$

Recall that Theorem 2.(3) in Blackwell (1951) states

$$\begin{aligned} \mathcal{B}(P_{X|A}, \mathcal{A}) &\supseteq \mathcal{B}(P_{Y|A}, \mathcal{A}) \quad \text{for every closed, bounded, convex } \mathcal{A} \\ \Leftrightarrow \min_{\mathbf{v} \in \mathcal{B}(P_{X|A}, \mathcal{A})} \sum_{j=1}^n v_j &\leq \min_{\mathbf{v} \in \mathcal{B}(P_{Y|A}, \mathcal{A})} \sum_{j=1}^n v_j \quad \text{for every closed, bounded, convex } \mathcal{A}. \end{aligned}$$

By approximation theory, the second condition can be relaxed to any \mathcal{A} that is a convex hull of a finite set. By (26), this relaxed condition is equivalent to

$$\int \phi(\mathbf{p}) dP_\lambda^*(\mathbf{p}) \geq \int \phi(\mathbf{p}) dQ_\lambda^*(\mathbf{p}) \quad (27)$$

for all $\phi(\mathbf{p})$ that are the **maximum** of finitely many linear functions. By approximation theory again, the above condition is equivalent to the one holding for any continuous convex function ϕ . \square

B. Omitted Proofs

B.1. Proof of Lemma 2

Proof. Clearly, \mathcal{C} is a subset of $\mathcal{T}(C|AC)$. Let $\lambda \in (0, 1)$ and $P_{\hat{Y}_0|S, Y}, P_{\hat{Y}_1|S, Y} \in \mathcal{C}$. Now we introduce a Bernoulli random variable B such that $\Pr(B = 0) = \lambda$. Finally, we define $\hat{Y}_\lambda = B\hat{Y}_1 + (1 - B)\hat{Y}_0$. By definition, we have $(S, Y) \rightarrow X \rightarrow \hat{Y}_\lambda$

⁴If (16) has multiple optimal solutions, we always choose the one from $\{\mathbf{a}_1, \dots, \mathbf{a}_k\}$.

so $P_{\hat{Y}_\lambda|S,Y} \in \mathcal{C}$. Moreover,

$$P_{\hat{Y}_\lambda|S,Y} = \lambda P_{\hat{Y}_0|S,Y} + (1 - \lambda) P_{\hat{Y}_1|S,Y}.$$

Hence, \mathcal{C} is convex.

Let $\lambda \in (0, 1)$. Assume \mathbf{P} and $\bar{\mathbf{P}}$ achieve the maximal values of Proposition 1 under $(\alpha_{\text{SP}}, \alpha_{\text{EO}}, \alpha_{\text{OAE}})$ and $(\bar{\alpha}_{\text{SP}}, \bar{\alpha}_{\text{EO}}, \bar{\alpha}_{\text{OAE}})$, respectively. We define $\mathbf{P}_\lambda = \lambda \mathbf{P} + (1 - \lambda) \bar{\mathbf{P}}$, which satisfies the constraints of Proposition 1 with thresholds $(\lambda \alpha_{\text{SP}} + (1 - \lambda) \bar{\alpha}_{\text{SP}}, \lambda \alpha_{\text{EO}} + (1 - \lambda) \bar{\alpha}_{\text{EO}}, \lambda \alpha_{\text{OAE}} + (1 - \lambda) \bar{\alpha}_{\text{OAE}})$. Finally, since the objective function of Proposition 1 is a linear function, it is equal to $\lambda \text{FairFront}(\alpha_{\text{SP}}, \alpha_{\text{EO}}, \alpha_{\text{OAE}}) + (1 - \lambda) \text{FairFront}(\bar{\alpha}_{\text{SP}}, \bar{\alpha}_{\text{EO}}, \bar{\alpha}_{\text{OAE}})$ under \mathbf{P}_λ . \square

B.2. Proof of Theorem 1

Proof. The proof relies on Theorem 3 and Lemma 1. For simplicity, we write the conditional $P_{\hat{Y}|S,Y}$ as its corresponding transition matrix \mathbf{P} . Let $\boldsymbol{\mu} = (\Pr(S = 1, Y = 1), \dots, \Pr(S = A, Y = C))$. The function (12) in our setting can be written as:

$$\mathbf{p}_\boldsymbol{\mu}(\hat{y}) = \left(\frac{\mu_{1,1} P_{(1,1),\hat{y}}}{\sum_{s,y} \mu_{s,y} P_{(s,y),\hat{y}}}, \dots, \frac{\mu_{A,C} P_{(A,C),\hat{y}}}{\sum_{s,y} \mu_{s,y} P_{(s,y),\hat{y}}} \right). \quad (28)$$

$$\mathbf{p}_\boldsymbol{\mu}(x) = \left(\frac{\mu_{1,1} dP_{X|S=1,Y=1}}{\sum_{s,y} \mu_{s,y} dP_{X|S=s,Y=y}}(x), \dots, \frac{\mu_{A,C} dP_{X|S=A,Y=C}}{\sum_{s,y} \mu_{s,y} dP_{X|S=s,Y=y}}(x) \right). \quad (29)$$

Note that $\mathbf{p}_\boldsymbol{\mu}(x) = \mathbf{g}(x)$ due to Bayes' rule (see (8) for the definition of \mathbf{g}). By Lemma 1, we can rewrite \mathcal{C} in Definition 2 as

$$\mathcal{C} = \left\{ \mathbf{P} \mid P_{\hat{X}|S,Y} \text{ is more informative than } \mathbf{P} \right\}. \quad (30)$$

By Lemma 1 and Theorem 3, the above set is further equivalent to all transition matrices $\mathbf{P} \in \mathcal{T}(C|AC)$ satisfying

$$\sum_{\hat{y}=1}^C \phi \left(\frac{\mu_{1,1} P_{(1,1),\hat{y}}}{\sum_{s,y} \mu_{s,y} P_{(s,y),\hat{y}}}, \dots, \frac{\mu_{A,C} P_{(A,C),\hat{y}}}{\sum_{s,y} \mu_{s,y} P_{(s,y),\hat{y}}} \right) \sum_{s,y} \mu_{s,y} P_{(s,y),\hat{y}} \leq \mathbb{E}[\phi(\mathbf{g}(\mathbf{X}))] \quad (31)$$

for any function $\phi : \Delta_{AC} \rightarrow \mathbb{R}$ which is the maximum of finitely many linear functions. Now we can write $\phi(\mathbf{p}) = \max_{i \in [k]} \{\mathbf{a}_i^T \mathbf{p}\}$ —we ignore the bias term because $\mathbf{a}_i^T \mathbf{p} + b_i = (\mathbf{a}_i + b_i \mathbf{1})^T \mathbf{p}$. Then the inequality in (31) can be simplified as

$$\sum_{\hat{y}=1}^C \max_{i \in [k]} \{\mathbf{a}_i^T \boldsymbol{\Lambda}_\mu \mathbf{p}_{\hat{y}}\} \leq \mathbb{E} \left[\max_{i \in [k]} \{\mathbf{a}_i^T \mathbf{g}(\mathbf{X})\} \right], \quad (32)$$

where $\mathbf{p}_{\hat{y}}$ is the \hat{y} -th column of \mathbf{P} and $\boldsymbol{\Lambda}_\mu = \text{diag}(\mu_{1,1}, \dots, \mu_{A,C})$. Finally, we can always normalize the above inequality so that each $\mathbf{a}_i \in [-1, 1]^{AC}$. \square

B.3. Proof of Theorem 2

Proof. We denote

$$\begin{aligned} f(\mathbf{P}) &\triangleq \sum_{s=1}^A \sum_{y=1}^C \mu_{s,y} P_{(s,y),y}, \\ g(\mathbf{P}; \mathbf{a}_1, \dots, \mathbf{a}_k) &\triangleq \sum_{\hat{y}=1}^C \max_{i \in [k]} \{\mathbf{a}_i^T \boldsymbol{\Lambda}_\mu \mathbf{p}_{\hat{y}}\} - \mathbb{E} \left[\max_{i \in [k]} \{\mathbf{a}_i^T \mathbf{g}(\mathbf{X})\} \right], \end{aligned}$$

$$\mathcal{F} \triangleq \mathcal{C}_k \cap \{ \mathbf{P} \in \mathcal{T}(C|AC) \mid \text{SP} \leq \alpha_{\text{SP}}, \text{EO} \leq \alpha_{\text{EO}}, \text{OAE} \leq \alpha_{\text{OAE}} \}.$$

Let \mathcal{F}^t be the constraint set of \mathbf{P} at the t -th iteration of our algorithm. Note that $\mathcal{F} \subseteq \mathcal{F}^t$ by definition. If the algorithm stops at the t -th iteration, then for any $\{\mathbf{a}_i \mid \mathbf{a}_i \in [-1, 1]^{AC}, i \in [k]\}$, \mathbf{P}^t satisfies

$$g(\mathbf{P}^t; \mathbf{a}_1, \dots, \mathbf{a}_k) \leq 0,$$

which implies $\mathbf{P}^t \in \mathcal{F}$. Consequently,

$$f(\mathbf{P}^t) = \max_{\mathbf{P} \in \mathcal{F}^t} f(\mathbf{P}) \geq \max_{\mathbf{P} \in \mathcal{F}} f(\mathbf{P}) \geq f(\mathbf{P}^t).$$

As a result, $f(\mathbf{P}^t) = \max_{\mathbf{P} \in \mathcal{F}} f(\mathbf{P})$ so \mathbf{P}^t is an optimal solution of $\text{FairFront}_k(\alpha_{\text{SP}}, \alpha_{\text{EO}}, \alpha_{\text{OAE}})$.

If the algorithm never stops, consider any convergent sub-sequence of \mathbf{P}^t that converges to a limit point $\mathbf{P}^* \in \mathcal{T}(C|AC)$. To simplify our notation, we assume $\mathbf{P}^t \rightarrow \mathbf{P}^*$ as $t \rightarrow \infty$. Since $\{\mathcal{F}^t\}_{t \geq 1}$ is non-increasing and they all contain \mathcal{F} , there exists a set \mathcal{F}^* such that

$$\lim_{t \rightarrow \infty} \mathcal{F}^t = \mathcal{F}^*, \quad \mathcal{F} \subseteq \mathcal{F}^*.$$

Therefore, we have

$$f(\mathbf{P}^*) = \lim_{t \rightarrow \infty} f(\mathbf{P}^t) = \lim_{t \rightarrow \infty} \max_{\mathbf{P} \in \mathcal{F}^t} f(\mathbf{P}) = \max_{\mathbf{P} \in \mathcal{F}^*} f(\mathbf{P}).$$

Since $\mathcal{F} \subseteq \mathcal{F}^*$, we have

$$f(\mathbf{P}^*) = \max_{\mathbf{P} \in \mathcal{F}^*} f(\mathbf{P}) \geq \max_{\mathbf{P} \in \mathcal{F}} f(\mathbf{P}).$$

If $\mathbf{P}^* \notin \mathcal{F}$, then there exists a $(\bar{\mathbf{a}}_1, \dots, \bar{\mathbf{a}}_k)$, such that $g(\mathbf{P}^*; \bar{\mathbf{a}}_1, \dots, \bar{\mathbf{a}}_k) > 0$. Let $(\mathbf{a}_{1,t}, \dots, \mathbf{a}_{k,t})$ be the output of Step 2 at t -th iteration. Since $\mathbf{P}^* \in \mathcal{F}^t$ for all t , we have

$$g(\mathbf{P}^*; \mathbf{a}_{1,t}, \dots, \mathbf{a}_{k,t}) \leq 0. \quad (33)$$

By the optimality of $(\mathbf{a}_{1,t}, \dots, \mathbf{a}_{k,t})$, we have

$$g(\mathbf{P}^t; \mathbf{a}_{1,t}, \dots, \mathbf{a}_{k,t}) \geq g(\mathbf{P}^t; \bar{\mathbf{a}}_1, \dots, \bar{\mathbf{a}}_k). \quad (34)$$

Suppose that some sub-sequence of $(\mathbf{a}_{1,t}, \dots, \mathbf{a}_{k,t})$ converges to a vector $(\mathbf{a}_1^*, \dots, \mathbf{a}_k^*)$. For the sake of simplicity, we assume $(\mathbf{a}_{1,t}, \dots, \mathbf{a}_{k,t}) \rightarrow (\mathbf{a}_1^*, \dots, \mathbf{a}_k^*)$ as $t \rightarrow \infty$. On the one hand, taking limit of $t \rightarrow \infty$ on both sides of (34) leads to

$$g(\mathbf{P}^*; \mathbf{a}_1^*, \dots, \mathbf{a}_k^*) \geq g(\mathbf{P}^*; \bar{\mathbf{a}}_1, \dots, \bar{\mathbf{a}}_k).$$

On the other hand, taking limit of $t \rightarrow \infty$ on both sides of (33) leads to

$$g(\mathbf{P}^*; \mathbf{a}_1^*, \dots, \mathbf{a}_k^*) \leq 0.$$

Therefore,

$$0 \geq g(\mathbf{P}^*; \mathbf{a}_1^*, \dots, \mathbf{a}_k^*) \geq g(\mathbf{P}^*; \bar{\mathbf{a}}_1, \dots, \bar{\mathbf{a}}_k) > 0,$$

which is impossible. Therefore, $\mathbf{P}^* \in \mathcal{F}$ and, as a result, we have

$$f(\mathbf{P}^*) = \max_{\mathbf{P} \in \mathcal{F}^*} f(\mathbf{P}) \geq \max_{\mathbf{P} \in \mathcal{F}} f(\mathbf{P}) \geq f(\mathbf{P}^*) \implies \max_{\mathbf{P} \in \mathcal{F}} f(\mathbf{P}) = f(\mathbf{P}^*).$$

□

C. Details on the Experimental Results

C.1. Additional Experiments

In this section, we present additional experimental results to further support our findings. First, we reproduce our experimental results on the German Credit dataset (Bache & Lichman, 2013). We compare existing fairness interventions with FairFront in Figure 3. Our observation is consistent with those on the previous two datasets—the fairness-accuracy curves given by SOTA fairness interventions, such as Reduction and FairProjection, are close to the information-theoretic limit.

As previously demonstrated in Figure 1 and 3, the fairness-accuracy curves generated by Reduction and FairProjection are close to FairFront. To further evaluate the performance of these methods, we train a classifier that approximates the Bayes optimal and feed it to Reduction and FairProjection. The results are shown in Figure 4, which demonstrates that the (training) accuracy-fairness curves generated by Reduction and FairProjection can approach FairFront when using the Bayes optimal baseline classifier.

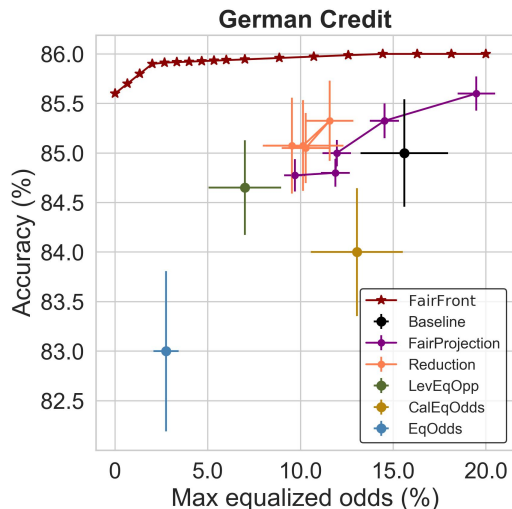


Figure 3. Comparing existing fairness interventions with FairFront on the German Credit dataset.

C.2. Dataset

Adult. We use sex (female or male) as the group attribute and income ($> 50K$ or $\leq 50K$) as the target for prediction. We use sex, hours-per-week, education-num, age, marital status, relationship status (husband or wife) as the input features—we include the group attribute as an input feature. We group age into a total of 12 disjoint intervals: $[0, 20)$, $[20, 25)$, \dots , $[65, 70)$, $[70, \infty)$; we group hours-per-week into a total of 14 disjoint intervals: $[0, 10)$, $[10, 15)$, \dots , $[65, 70)$, $[70, \infty)$.

COMPAS. We use race (African-American or Caucasian) as the group attribute and `is_recid` (recid. or no recid.) as the target for prediction. We use race, age, `c_charge_degree`, sex, `priors_count`, `c_jail_in`, `c_jail_out` as the input features—we include the group attribute as an input feature. We use the last two features by taking their difference to be their `length_of_stay`. We remove entries where COMPAS case could not be found (`is_recid = -1`) and entries with inconsistent arrest information. We also binarize sex and remove traffic offenses. We quantize age the same way we do in the Adult dataset and quantize `length_of_stay` by every 30 days and let 0 be a separate category.

German Credit. We use age (below or above 25 years old) as the group attribute and the credit column, which represents whether the loan was a good decision, as the target for prediction. We use loan duration in month, credit amount, age, number of existing credits at this bank, sex, credit history, savings, and length of present employment as input features. We include the group attribute age as an input feature. We group credit amount into three disjoint intervals: $[0, 5000)$, $[5000, 10000)$, $[10000, \infty)$. We group duration of loan into two categories: under 36 months and over 36 months.

C.3. Benchmark

Each benchmark method’s hyper-parameter values are provided below. Each point in Figure 1 for Baseline, EqOdds, CalEqOdds, Reduction, LevEqOpp, and FairProjection is obtained by applying the obtained classifier to 10 different test sets. For the Adult dataset, we use Random Forest with `n_estimators=15`, `min_samples_leaf=3`, `criterion = log_loss`, `bootstrap = False` as our baseline classifier; for the COMPAS dataset, we use Random Forest with `n_estimators = 17` as our baseline classifier. For the German Credit dataset, we use Random Forest with `n_estimators=100`, `min_samples_split = 2`, `min_samples_leaf=1` as our baseline classifier. They are all implemented by Scikit-learn (Pedregosa et al., 2011).

EqOdds (Hardt et al., 2016). We use AIF360 implementation of `EqOddsPostprocessing` and the default hyper-parameter setup.

CalEqOdds (Pleiss et al., 2017). We use AIF360 implementation of `CalibratedEqOddsPostprocessing` and the default hyper-parameter setup.

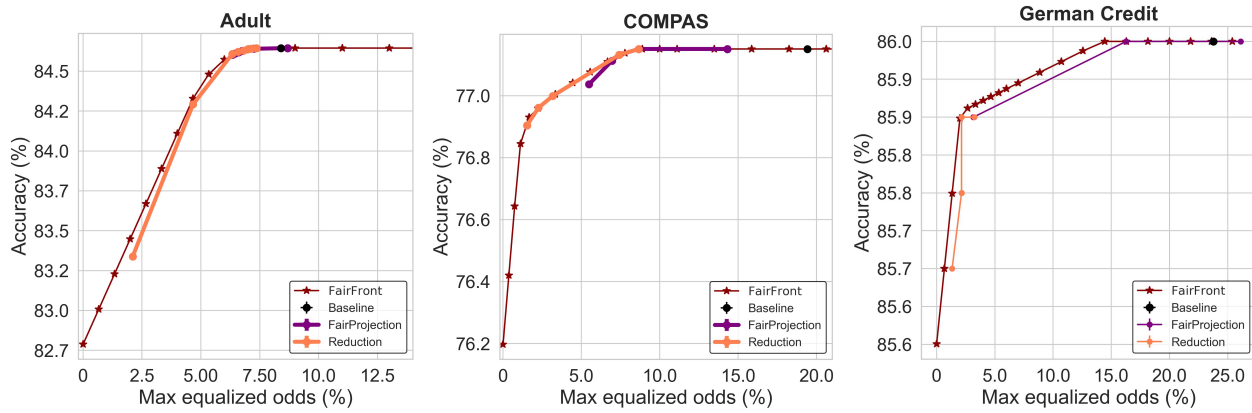


Figure 4. Comparing Reduction and FairProjection with FairFront on the Adult (Left), COMPAS (Middle), and German Credit (Right) datasets. We train a baseline classifier that approximates the Bayes optimal and feed it into the two fairness interventions. As shown, their fairness-accuracy curves are very close to the FairFront in this case.

Reduction (Agarwal et al., 2018). We use AIF360 implementation of ExponentiatedGradientReduction. We vary the allowed fairness constraint violation $\epsilon \in \{0.001, 0.01, 0.2, 0.5, 1, 2, 5, 10, 15\}$ for Adult dataset and $\epsilon \in \{0.001, 0.01, 0.2, 0.5, 1, 2, 5, 10, 15\}$ for Adult with missing values. We vary $\epsilon \in \{0.001, 2, 5, 10, 15, 20, 25, 30, 35, 40\}$ for COMPAS to obtain a fairness-accuracy curve, and $\epsilon \in \{0.001, 0.1, 0.5, 1, 2, 7, 8, 10, 15, 20, 25, 30\}$ for COMPAS with 50% missing values in the minority group. We use $\epsilon \in \{20, 50, 80, 95\}$ for German Credit dataset and $\epsilon \in \{5, 8, 10, 20, 23\}$ when using Bayes Optimal classifier.

LevEqOpp (Chzhen et al., 2019). We use the Python implementation of LevEqOpp from the Github repo in Alghamdi et al. (2022). We follow the same hyperparameters setup as in the original method.

FairProjection (Alghamdi et al., 2022). We use the implementation from the Github repo in Alghamdi et al. (2022) and set use_protected = True. We use Random Forest with n_estimators = 17 as the baseline classifier to predict S from (X, Y). We set the list of fairness violation tolerance to be $\{0.07, 0.075, 0.08, 0.085, 0.09, 0.095, 0.1, 0.5, 0.75, 1.0\}$ for Adult dataset and $\{0.02, 0.03, 0.04, 0.05, 0.06, 0.07, 0.08, 0.1, 0.5, 1.0\}$ for COMPAS dataset to obtain a fairness-accuracy curve. We set the list of fairness violation tolerance to be $\{0.005, 0.01, 0.02, 0.07, 0.1, 0.15\}$ on the German Credit dataset experiment, and $\{0.0001, 0.001, 0.005, 0.01, 0.015, 0.02, 0.05\}$ when using a Bayes optimal baseline classifier.