

# Towards a Unified Model for Generating Answers and Explanations in Visual Question Answering

Chenxi Whitehouse, Tillman Weyde, Pranava Madhyastha

City, University of London

{chenxi.whitehouse, t.e.veyde, pranava.madhyastha}@city.ac.uk

## Abstract

Providing explanations for visual question answering (VQA) has gained much attention in research. However, most existing systems use separate models for predicting answers and providing explanations. We argue that training explanation models independently of the QA model makes the explanations less grounded and limits performance. To address this, we propose a multitask learning approach towards a **Unified Model** for more grounded and consistent generation of both **Answers** and **Explanations** (UMAE). To achieve this, we add artificial prompt tokens to training instances and finetune a multimodal encoder-decoder model on various VQA tasks. In our experiments, UMAE models surpass the prior SOTA answer accuracy on A-OKVQA by 10~15%, show competitive results on OK-VQA, achieve new SOTA explanation scores on A-OKVQA and VCR, and demonstrate promising out-of-domain performance on VQA-X<sup>1</sup>

## 1 Introduction

Contemporary models for visual question answering (VQA) and commonsense reasoning are typically trained discriminatively to select the best answers from Multiple-Choice questions or to classify single-word open-ended answers to a limited vocabulary (Anderson et al., 2018). Such settings often lead to limitations, e.g. encouraging models to find superficial correlations (Ye and Kovashka, 2021) or penalising model performances even when the answers are plausible (e.g. synonyms and multi-word expressions, and morphological variations are not considered correct). Some of these limitations can be avoided if models also provide explanations of the predicted answers. However, most current explanation generation models are trained independently of the QA model. This means that the explanations are generated after the QA model

has provided an answer, which can result in less grounded explanations.

We posit that a unified model that simultaneously performs answer prediction and explanation generation is a more effective and consistent approach for VQA. Generative models, e.g. GPT-3 (Brown et al., 2020), T5 (Raffel et al., 2020), or OFA (Wang et al., 2022a), have shown to be successful at rapidly adapting to downstream tasks and generating high-quality open-ended text, and hence are suitable candidates for this unified approach.

We propose a multitask learning approach for multimodal transformer-based encoder-decoder models, towards a **United Model** for Answer and Explanation generation (UMAE). In addition to the current trend of separate answer prediction and explanation generation based on the answers, our approach is also capable of jointly generating answers and explanations together. Inspired by the success of artificial prompt tokens in Neural Machine Translation (NMT) (Johnson et al., 2017), we extend and demonstrate the efficacy of artificial prompt-based methodology for VQA in a multitask setup. We augment training instances with artificial prompt tokens, enabling the model to distinguish different tasks while learning shared semantic features. Experiments on the mix of three knowledge-intensive VQA datasets, OK-VQA (Marino et al., 2019), A-OKVQA (Schwenk et al., 2022), and VCR (Zellers et al., 2019), show that the UMAE models achieve new SOTA answer accuracy on A-OKVQA, new SOTA explanation score on VCR, and competitive out-of-domain performance on VQA-X (Park et al., 2018). UMAE supports the generation of the answer to a question, the explanation for a given question and answer, and both in one sequence jointly, making the model efficient and flexible. An illustration of the setup of the training instances is shown in Figure 1.

In summary, our main contributions are: (1) the UMAE framework where answers and expla-

<sup>1</sup>Code is at <https://github.com/chenxwh/UMAE>.

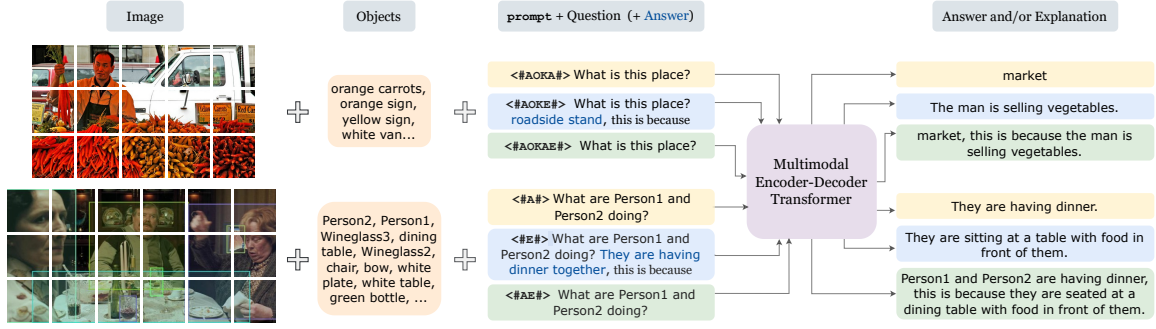


Figure 1: Illustration of UMAE. We train a multimodal encoder-decoder model on the mix of VQA tasks for jointly optimising answer and explanation, where we distinguish the training instances and target output with artificial prompt tokens (e.g. `<#AOKA#>`). The top and bottom examples are from A-OKVQA and VCR, respectively.

nations are generated by a single unified model (§3.1); (2) a simple and efficient training approach that uses multitask learning with artificial prompts and demonstrates its ability to generalise across domains (§4); (3) we propose mapping generated answers to Multiple-Choice options via evaluating the perplexity of the generation (§3.2); (4) UMAE achieves new SOTA results, particularly for explanation generation, and has promising out-of-domain performance (§5).

## 2 Related Work

**Multimodal Transformer-based Models** achieve SOTA performance on various vision-language tasks (Chen et al., 2020; Li et al., 2020; Cho et al., 2021; Wang et al., 2022c; Zhang et al., 2021). They showcase the possibility of capturing richer multimodal semantic coherence than discriminatively trained models and are further capable of generating self-explanations. Pretrained on multitask settings with natural language instructions e.g. “*what does the region describe?*”, models like OFA (Wang et al., 2022a) are claimed to have the capability to transfer to unseen tasks and domains via similar instructions. However, contrary to these claims, we observe that pretrained OFA is incapable of generating valid explanations through simple natural language instructions (§5).

**Artificial Prompt Tokens** have previously been explored for NMT by Johnson et al. (2017); Mitzalis et al. (2021). They propose a single model with the traditional NMT model architecture (usually for one language pair) and jointly train on different language pairs with added artificial prompts e.g. `2es` to distinguish the target language. The approach is found to encourage the model to perform

implicit bridging between unseen language pairs and show zero-shot translation capability. We use a similar approach with artificial prompts for answer and explanation generation in VQA with a united model, reinforcing the model to learn shared features among tasks and datasets in various domains.

**Explanation Generation for VQA** has gained growing interest in research. However, most recent approaches use separate models to predict answers and generate explanations (Dua et al., 2021). Wu and Mooney (2019) generate explanations with an object detector and a GRU unit for text embedding, then train on a subset of VQA-X in which the explanations contain the most attended objects by the model. Kayser et al. (2021) develop an e-UG model combining UNITER (Chen et al., 2020) for processing multimodal input and GPT-2 (Radford et al., 2019) for generation. We propose using a single united model for more grounded answer and explanation generation.

## 3 Methodology

### 3.1 Multitask Learning with Artificial Prompt Tokens

We formulate three generation settings:  $Q \rightarrow A$ : answer prediction;  $QA \rightarrow E$ : explanation generation conditioned on the answer; and  $Q \rightarrow AE$ : *joint* answer and explanation generation for a given question, which has not been explored for VQA to our knowledge. We believe that forcing the model to learn the answer and its explanation provides better grounding for both the answer and the explanation.

We use a pretrained multimodal encoder-decoder transformer as our base model (here we build on the openly released version of OFA<sup>2</sup> as a strong

<sup>2</sup><https://github.com/OFA-Sys/OFA>

MODEL	OK-VQA	A-OKVQA				VCR		
	<i>direct answer</i>	<i>multiple choice</i>			<i>direct answer</i>	<i>multiple choice</i>	BERTSCORE	
	TEST	VAL (ppl)	VAL (GloVe)	TEST	VAL	TEST	VAL (ppl)	VAL
OFA*	40.40	24.54	56.19	47.40	48.09	39.77	33.55	64.55
OFA <sub>Q→A</sub>	49.93	74.32	65.30	61.71	63.00	53.91	54.89	83.85
UMAE <sub>ALL</sub>	<b>51.77</b>	<b>74.59</b>	<b>65.67</b>	<b>63.26</b>	<b>63.29</b>	<b>56.14</b>	<b>56.66</b>	<b>85.97</b>
PRIOR-BEST	54.41	–	60.30	53.70	48.60	40.70	(77.10) <sup>†</sup>	–

Table 1: Answer Performance. Better results are in bold. OFA\* refers to the pretrained OFA. Prior-best results for the three datasets are from Gui et al. (2022), Schwenk et al. (2022), Wang et al. (2022b), respectively. † is from a discriminative model and thus not comparable (also refer to Ye and Kovashka (2021) for why it is not comparable).

DATASET	MODEL	e-ViL SCORES			N-GRAM SCORES					LEARNT SCORE
		S <sub>O</sub>	S <sub>T</sub>	S <sub>E</sub>	BLEU4	ROUGE-L	METEOR	CIDEr	SPICE	BERTSCORE
A-OKVQA	OFA*	4.44	56.19	7.90	0.30	4.45	3.26	4.82	4.62	68.64
	OFA <sub>Q→A</sub> +OFA <sub>QA→E</sub>	35.82	74.32	48.29	22.18	48.51	23.56	86.76	22.46	85.96
	UMAE <sub>A-OKVQA</sub>	37.10	73.97	50.15	<b>27.61</b>	52.23	24.06	<b>104.39</b>	22.88	87.86
	UMAE <sub>ALL</sub>	<b>37.91</b>	<b>74.59</b>	<b>50.82</b>	27.35	<b>52.56</b>	<b>24.83</b>	101.09	<b>23.33</b>	<b>88.21</b>
VCR	e-UG	19.30	<b>69.80</b>	27.60	4.30	22.50	11.80	32.70	12.60	79.00
	UMAE <sub>VCR</sub>	22.57	<b>56.68</b>	39.82	12.25	28.87	16.67	<b>48.14</b>	27.36	81.77
	UMAE <sub>ALL</sub>	<b>22.82</b>	56.66	<b>40.27</b>	<b>13.44</b>	<b>29.53</b>	<b>17.54</b>	47.33	<b>26.45</b>	<b>81.91</b>
VQA-X	e-UG	36.50	80.50	45.40	23.20	45.70	22.10	74.10	20.10	87.00
	UMAE <sub>ALL</sub>	31.58	77.65	40.67	14.63	35.12	20.29	50.35	19.13	85.40

Table 2: Explanation Scores. OFA\* is the pretrained OFA, showing the transferability of OFA for generating explanations with natural language instructions. Results with e-UG are from Kayser et al. (2021). We show the best results of A-OKVQA and VCR in bold. The last row in blue shade shows *out-of-domain* performance.

baseline), and finetune the model on a mix of VQA datasets from different domains.

For each image in the VQA datasets, we first extract objects and attributes using a bottom-up top-down attention-based model, which is crucial for open-domain VQA tasks (Anderson et al., 2018). We then add artificial prompt tokens at the beginning of the textual input to signal the generation task (answer, explanation, or both) and the dataset<sup>3</sup>. For  $Q \rightarrow AE$ , we concatenate answers and explanations with a separator. Finally, we mix all training instances, each consisting of an image (processed in patches), attributes and objects, and textual input with artificial prompts.

### 3.2 Perplexity as Multiple Choice Metric

To map the generated output to Multiple-Choice options, we propose to evaluate each option as a *text generation* task, by feeding the model the same information as used to generate the answer, and calculating the likelihood of each option being generated. Formally, given an option  $Y = (y_1, y_2, \dots, y_t)$  with  $t$  tokens from an option, we

calculate the probability of each token  $y_i$  being generated by feeding the image, objects, and question, as well as the first  $i - 1$  tokens from  $Y$  to the model  $p_\theta$ . The perplexity is then calculated with:  $PPL(Y) = \exp \left\{ -\frac{1}{t} \sum_{i=1}^t \log p_\theta(y_i | y_{<i}) \right\}$ , which reflects the probability of each option being generated by the model. Finally, the option with the lowest perplexity is chosen as the answer.

We also compare the performance of using perplexity as the metric with GloVe embedding similarity (proposed by Schwenk et al. (2022)) as for A-OKVQA (see Table 1).

## 4 Experimental Setup

We primarily evaluated our proposed UMAE approach using pretrained OFA as the base model on three knowledge-intensive VQA datasets, OK-VQA, A-OKVQA and VCR<sup>4</sup>. We split the original train set into train and val set (95%-5%) for all three datasets. Since the test set is not publicly available for A-OKVQA and VCR, we use the original val set for experimental analyses. We prepare training instances<sup>5</sup> as introduced in §3.1. To account for

<sup>3</sup>Artificial prompt tokens are added as special tokens to the tokenizer to avoid bias in the pretrained embeddings. However, we note that these tokens may be biased w.r.t their association with specific tasks after training, which is an intended effect.

<sup>4</sup>See Appendix A for datasets details.

<sup>5</sup>Specifically, we add  $\langle \#OKA \# \rangle$  for OK-VQA (only answers are available),  $\langle \#A \# \rangle$ ,  $\langle \#E \# \rangle$ ,  $\langle \#AE \# \rangle$  for VCR, and  $\langle \#AOKA \# \rangle$ ,  $\langle \#AOKE \# \rangle$ ,  $\langle \#AOKAE \# \rangle$  for A-OKVQA.

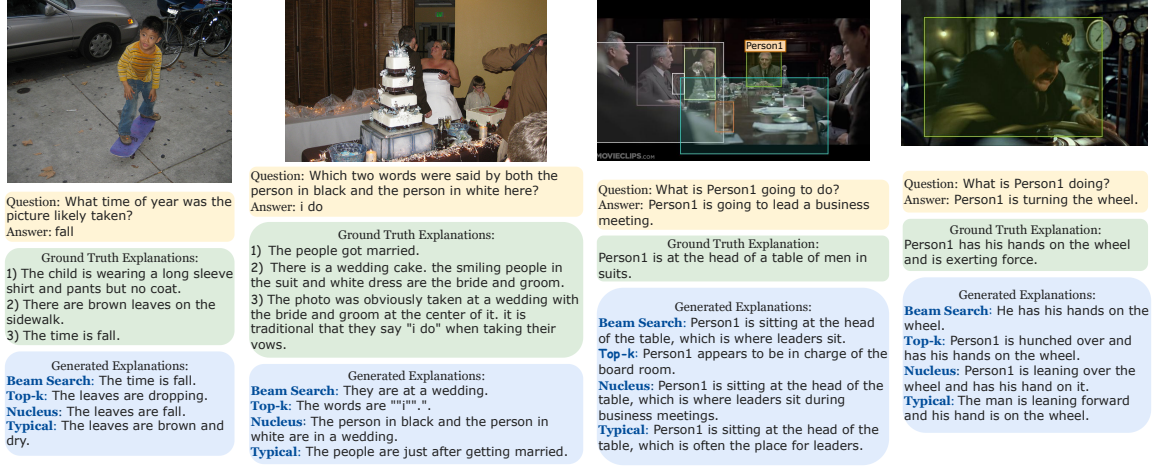


Figure 2: Examples of generated explanations from  $UMA_{E_{ALL}}$  model with different decoding strategies. Two examples on the left are from A-OKVQA and the other two on the right are from VCR.

the imbalance among the datasets, we up-sample instances in OK-VQA and A-OKVQA, and shuffle all instances to train the  $UMA_{E_{ALL}}$  model.

For ablation studies, we finetune OFA for separate answer prediction ( $OFA_{Q \rightarrow A}$ ) and explanation generation conditioned on answers ( $OFA_{QA \rightarrow E}$ ). To understand the impact of mixing datasets from different domains, we also train  $UMA_{E_{A-OKVQA}}$  and  $UMA_{E_{VCR}}$ , both with all three answer and explanation generation tasks, but only on a single dataset: A-OKVQA or VCR. Details of model settings and training parameters are included in Appendix B.

We use beam search for generating answers and additionally experiment with different decoding methods including top-k, Nucleus (Holtzman et al., 2020), and Typical (Meister et al., 2022) Sampling, for generating explanations. We evaluate answer accuracy as well as explanation quality with automatic NLG metrics and e-ViL scores (Kayser et al., 2021). e-ViL scores consist of  $S_T$  (task/answer accuracy),  $S_E$  (explanation score), and overall  $S_O$  (product of  $S_T$  and  $S_E$ ), where  $S_E$  is the harmonic mean of NGRAMScore (the harmonic mean of n-gram scores ROUGE-L, METEOR, CIDEr, and SPICE (Lin and Och, 2004; Banerjee and Lavie, 2005; Vedantam et al., 2015; Anderson et al., 2016)) and BERTScore (Zhang et al., 2020), a learnt cosine similarity metric.

## 5 Results and Discussion

In this section, we show the results for generated answers and explanations, compare models and analyse errors.

### 5.1 Answer Accuracy

Table 1 sets out the answer accuracy on  $Q \rightarrow A$  task for the three datasets. We also show BERTScore for VCR answers as they are sentences. We observe that  $UMA_{E_{ALL}}$  outperforms  $OFA_{Q \rightarrow A}$  on all datasets, improves prior SOTA on A-OKVQA by 10~15%, and achieves competitive results on OK-VQA. For models that are finetuned on A-OKVQA, we also see salient improvement (+9%) with the proposed perplexity as a metric to map options in Multiple-Choice instead of GloVe embeddings similarity. We conducted several ablation studies on the dependency of the modality for the answer accuracy in A-OKVQA, where we find the visual encoder is crucial for performance. Details are included in Appendix C.

### 5.2 Explanation Evaluation

Table 2 shows e-ViL scores (§4) for explanations using automatic NLG metrics<sup>6</sup>. Following the same setup as in Kayser et al. (2021), an explanation is evaluated only if the answer predicted by the system is correct<sup>7</sup>. We observe that pretrained OFA with natural language prompts e.g. "what is the explanation for the answer?" or "this is because" performs poorly, as most generations are words ("yes/no") or short-phrases<sup>8</sup>. We compare  $UMA_{E_{ALL}}$  models (on all and individual datasets) with

<sup>6</sup>Nucleus sampling shows best results and is reported. Detailed scores with different decoding methods are shown in Appendix D.

<sup>7</sup>A limitation of evaluating all explanations is that explanations of wrong answers may get high scores with n-gram metrics, even though they are justifying wrong answers and should be penalised.

<sup>8</sup>BERTScore is not representative of the validity of outputs from OFA\*. We refer the reader to an exposition of the problems associated with NLG metrics in Caglayan et al. (2020).



MODEL	$S_E$	BLEU4	R-L	MET.	CIDEr	SPICE	BERTSc.
OFA <sub>Q→A</sub> +OFA <sub>QA→E</sub>	42.4	20.0	44.2	19.3	66.7	19.1	85.1
UMAE <sub>A-OKVQA</sub>	45.8	23.6	47.9	21.7	78.0	20.5	86.9
UMAE <sub>ALL</sub>	<b>46.8</b>	<b>24.9</b>	<b>49.5</b>	<b>22.3</b>	<b>84.1</b>	<b>20.8</b>	<b>87.3</b>

Table 3: Explanation scores on the same subset of A-OKVQA.

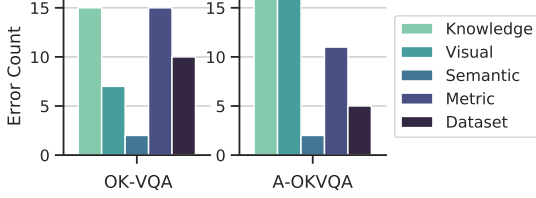


Figure 3: Error type distribution in 100 random samples from A-OKVQA and OK-VQA.

prior best results from e-UG (see §2), and standard separated trained baselines (OFA<sub>Q→A</sub>+OFA<sub>QA→E</sub>). UMAE<sub>ALL</sub> achieves better results across all datasets, showing the advantage of mixing tasks and datasets in different domains. For out-of-domain evaluation on VQA-X, UMAE<sub>ALL</sub> also shows mostly competitive results. Examples of explanation generation are shown in Figure 2 and Appendix E.

Since e-ViL only evaluates an explanation if a model generates the correct answer, the subset of explanations evaluated varies by model. To fairly compare explanations on the same subset, we propose only using the subset of samples where all models provide correct answers for explanation prediction. Table 3 shows the results on A-OKVQA with such a subset of 770 candidates, where UMAE<sub>ALL</sub> shows an even higher explanation score. This highlights that UMAE<sub>ALL</sub> generates explanations that overlap significantly better with gold explanations.

In summary, our experiments demonstrate that with UMAE we obtain a unified model with improved answer and explanation generation. UMAE also adds the flexibility to generate different types of outputs (answer, explanation, or both). We also observe that UMAE shows promising results in the setting for jointly generating the answer and the explanation. We provide a comparative evaluation in Appendix F because there is no standard evaluation setup for the joint generation setup.

### 5.3 Error Analysis

To better understand the generated answers and errors, we randomly sample 50 errors in OK-VQA and A-OKVQA, where we identify the main er-

ror types as follows: (1) *Knowledge*: the implicit knowledge the model learned is not sufficient to answer some of the knowledge-intensive questions; (2) *Visual*: the model fails to identify the visual attributes correctly; (3) *Semantic misassociation*: the model incorrectly parses questions or misaligns the semantic meaning; (4) *Metric*: the evaluation metric may penalise some of the plausible answers, especially when searching for exact match answers (mostly due to the difference of singular/plural or phrases with/without space in between); and (5) *Dataset*: errors due to issues in the datasets themselves. We show the error distribution in Figure 3 and a discussion of the dataset quality is included in Appendix G.

## 6 Conclusions

In this work, we propose UMAE, a unified model that generates answers and explanations in VQA using a multitask learning approach for multimodal encoder-decoder models, where artificial prompt tokens are added to distinguish different tasks while learning shared semantics. Evaluation of our approach on various VQA tasks shows that UMAE outperforms prior best models and separately trained baselines in both answer and explanation scores, where we also demonstrate the benefit of using perplexity as the metric for mapping generated answers to Multiple-Choice options. Additionally, UMAE offers flexibility in output and can generate explanations for datasets without explanations for training, e.g. OK-VQA, while also improving answer quality. Through case studies and error analysis, we identify potential areas for future improvement, including dataset quality.

### Limitations

We discuss the limitations of our work in the following two aspects. Firstly, the experiments with our proposed framework and finetuning approach are primarily on the OFA model. We believe our approach applies to any multimodal generative model, however, it would also provide insights to experiment with more models. Secondly, regarding the evaluation of our proposed joint framework, to better evaluate the generated explanation quality, especially to evaluate the difference between explanations generated jointly with answers and generated conditioned on the answers, human judgement would be an important criterion compared to automatic NLG metrics.

## References

- Peter Anderson, Basura Fernando, Mark Johnson, and Stephen Gould. 2016. Spice: Semantic Propositional Image Caption Evaluation. In *European conference on computer vision*, pages 382–398. Springer.
- Peter Anderson, Xiaodong He, Chris Buehler, Damien Teney, Mark Johnson, Stephen Gould, and Lei Zhang. 2018. Bottom-up and Top-down Attention for Image Captioning and Causal Question Answering. In *Proceedings of the IEEE conference on computer vision and pattern recognition*, pages 6077–6086.
- Stanislaw Antol, Aishwarya Agrawal, Jiasen Lu, Margaret Mitchell, Dhruv Batra, C Lawrence Zitnick, and Devi Parikh. 2015. Vqa: Visual Question Answering. In *Proceedings of the IEEE international conference on computer vision*, pages 2425–2433.
- Satanjeev Banerjee and Alon Lavie. 2005. [METEOR: An automatic metric for MT evaluation with improved correlation with human judgments](#). In *Proceedings of the ACL Workshop on Intrinsic and Extrinsic Evaluation Measures for Machine Translation and/or Summarization*, pages 65–72, Ann Arbor, Michigan. Association for Computational Linguistics.
- Tom Brown, Benjamin Mann, Nick Ryder, Melanie Subbiah, Jared D Kaplan, Prafulla Dhariwal, Arvind Neelakantan, Pranav Shyam, Girish Sastry, Amanda Askell, et al. 2020. Language Models are Few-shot Learners. *Advances in neural information processing systems*, 33:1877–1901.
- Ozan Caglayan, Pranava Madhyastha, and Lucia Specia. 2020. [Curious case of language generation evaluation metrics: A cautionary tale](#). In *Proceedings of the 28th International Conference on Computational Linguistics*, pages 2322–2328, Barcelona, Spain (Online). International Committee on Computational Linguistics.
- Yen-Chun Chen, Linjie Li, Licheng Yu, Ahmed El Kholy, Faisal Ahmed, Zhe Gan, Yu Cheng, and Jingjing Liu. 2020. Uniter: Universal Image-Text Representation Learning. In *European conference on computer vision*, pages 104–120. Springer.
- Jaemin Cho, Jie Lei, Hao Tan, and Mohit Bansal. 2021. Unifying Vision-and-Language Tasks via Text Generation. In *International Conference on Machine Learning*, pages 1931–1942. PMLR.
- Radhika Dua, Sai Srinivas Kancheti, and Vineeth N Balasubramanian. 2021. Beyond vqa: Generating Multi-Word Answers and Rationales to Visual Questions. In *Proceedings of the IEEE/CVF Conference on Computer Vision and Pattern Recognition*, pages 1623–1632.
- Yash Goyal, Tejas Khot, Douglas Summers-Stay, Dhruv Batra, and Devi Parikh. 2017. Making the V in VQA Matter: Elevating the Role of Image Understanding in Visual Question Answering. In *Proceedings of the IEEE conference on computer vision and pattern recognition*, pages 6904–6913.
- Liangke Gui, Borui Wang, Qiuyuan Huang, Alexander Hauptmann, Yonatan Bisk, and Jianfeng Gao. 2022. [KAT: A knowledge augmented transformer for vision-and-language](#). In *Proceedings of the 2022 Conference of the North American Chapter of the Association for Computational Linguistics: Human Language Technologies*, pages 956–968, Seattle, United States. Association for Computational Linguistics.
- Ari Holtzman, Jan Buys, Li Du, Maxwell Forbes, and Yejin Choi. 2020. [The Curious Case of Neural Text Degeneration](#). In *International Conference on Learning Representations*.
- Melvin Johnson, Mike Schuster, Quoc V. Le, Maxim Krikun, Yonghui Wu, Zhifeng Chen, Nikhil Thorat, Fernanda Viégas, Martin Wattenberg, Greg Corrado, Macduff Hughes, and Jeffrey Dean. 2017. [Google’s multilingual neural machine translation system: Enabling zero-shot translation](#). *Transactions of the Association for Computational Linguistics*, 5:339–351.
- Maxime Kayser, Oana-Maria Camburu, Leonard Salewski, Cornelius Emde, Virginie Do, Zeynep Akata, and Thomas Lukasiewicz. 2021. e-ViL: A Dataset and Benchmark for Natural Language Explanations in Vision-Language Tasks. In *Proceedings of the IEEE/CVF International Conference on Computer Vision*, pages 1244–1254.
- Xiujun Li, Xi Yin, Chunyuan Li, Pengchuan Zhang, Xiaowei Hu, Lei Zhang, Lijuan Wang, Houdong Hu, Li Dong, Furu Wei, et al. 2020. Oscar: Object-Semantics Aligned Pre-training for Vision-Language Tasks. In *European Conference on Computer Vision*, pages 121–137. Springer.
- Chin-Yew Lin and Franz Josef Och. 2004. [Automatic evaluation of machine translation quality using longest common subsequence and skip-bigram statistics](#). In *Proceedings of the 42nd Annual Meeting of the Association for Computational Linguistics (ACL-04)*, pages 605–612, Barcelona, Spain.
- Tsung-Yi Lin, Michael Maire, Serge Belongie, James Hays, Pietro Perona, Deva Ramanan, Piotr Dollár, and C Lawrence Zitnick. 2014. Microsoft Coco: Common Objects in Context. In *European conference on computer vision*, pages 740–755. Springer.
- Kenneth Marino, Mohammad Rastegari, Ali Farhadi, and Roozbeh Mottaghi. 2019. OK-VQA: A Visual Question Answering Benchmark Requiring External Knowledge. In *Proceedings of the IEEE/cvf conference on computer vision and pattern recognition*, pages 3195–3204.
- Clara Meister, Tiago Pimentel, Gian Wiher, and Ryan Cotterell. 2022. Typical Decoding for

- Natural Language Generation. *arXiv preprint arXiv:2202.00666*.
- Faidon Mitzalis, Ozan Caglayan, Pranava Madhyastha, and Lucia Specia. 2021. **BERTGen: Multi-task generation through BERT**. In *Proceedings of the 59th Annual Meeting of the Association for Computational Linguistics and the 11th International Joint Conference on Natural Language Processing (Volume 1: Long Papers)*, pages 6440–6455, Online. Association for Computational Linguistics.
- Dong Huk Park, Lisa Anne Hendricks, Zeynep Akata, Anna Rohrbach, Bernt Schiele, Trevor Darrell, and Marcus Rohrbach. 2018. Multimodal Explanations: Justifying Decisions and Pointing to the Evidence. In *Proceedings of the IEEE conference on computer vision and pattern recognition*, pages 8779–8788.
- Alec Radford, Jeff Wu, Rewon Child, David Luan, Dario Amodei, and Ilya Sutskever. 2019. **Language models are unsupervised multitask learners**. *OpenAI Technical Report*.
- Colin Raffel, Noam Shazeer, Adam Roberts, Katherine Lee, Sharan Narang, Michael Matena, Yanqi Zhou, Wei Li, and Peter J. Liu. 2020. **Exploring the Limits of Transfer Learning with a Unified Text-to-Text Transformer**. *Journal of Machine Learning Research*, 21(140):1–67.
- Anna Rohrbach, Atousa Torabi, Marcus Rohrbach, Niket Tandon, Christopher Pal, Hugo Larochelle, Aaron Courville, and Bernt Schiele. 2017. Movie Description. *International Journal of Computer Vision*, 123(1):94–120.
- Dustin Schwenk, Apoorv Khandelwal, Christopher Clark, Kenneth Marino, and Roozbeh Mottaghi. 2022. A-OKVQA: A Benchmark for Visual Question Answering using World Knowledge. *ArXiv*, abs/2206.01718.
- Ramakrishna Vedantam, C Lawrence Zitnick, and Devi Parikh. 2015. Cider: Consensus-based Image Description Evaluation. In *Proceedings of the IEEE conference on computer vision and pattern recognition*, pages 4566–4575.
- Peng Wang, An Yang, Rui Men, Junyang Lin, Shuai Bai, Zhikang Li, Jianxin Ma, Chang Zhou, Jingren Zhou, and Hongxia Yang. 2022a. **OFA: Unifying architectures, tasks, and modalities through a simple sequence-to-sequence learning framework**. In *Proceedings of the 39th International Conference on Machine Learning*, volume 162 of *Proceedings of Machine Learning Research*, pages 23318–23340. PMLR.
- Yanan Wang, Michihiro Yasunaga, Hongyu Ren, Shinya Wada, and Jure Leskovec. 2022b. **VQA-GNN: Reasoning with Multimodal Semantic Graph for Visual Question Answering**. *arXiv preprint arXiv:2205.11501*.
- Zirui Wang, Jiahui Yu, Adams Wei Yu, Zihang Dai, Yulia Tsvetkov, and Yuan Cao. 2022c. **SimVLM: Simple visual language model pretraining with weak supervision**. In *International Conference on Learning Representations*.
- Jialin Wu and Raymond Mooney. 2019. **Faithful multimodal explanation for visual question answering**. In *Proceedings of the 2019 ACL Workshop BlackboxNLP: Analyzing and Interpreting Neural Networks for NLP*, pages 103–112, Florence, Italy. Association for Computational Linguistics.
- Keren Ye and Adriana Kovashka. 2021. A Case study of the Shortcut Effects in Visual Commonsense Reasoning. In *Proceedings of the AAAI conference on artificial intelligence*, volume 35, pages 3181–3189.
- Rowan Zellers, Yonatan Bisk, Ali Farhadi, and Yejin Choi. 2019. From Recognition to Cognition: Visual Commonsense Reasoning. In *The IEEE Conference on Computer Vision and Pattern Recognition*.
- Rowan Zellers, Ximing Lu, Jack Hessel, Youngjae Yu, Jae Sung Park, Jize Cao, Ali Farhadi, and Yejin Choi. 2021. **MERLOT: Multimodal Neural Script Knowledge Models**. In *Advances in Neural Information Processing Systems*, volume 34, pages 23634–23651. Curran Associates, Inc.
- Pengchuan Zhang, Xiujun Li, Xiaowei Hu, Jianwei Yang, Lei Zhang, Lijuan Wang, Yejin Choi, and Jianfeng Gao. 2021. Vinvl: Revisiting Visual Representations in Vision-Language Models. In *Proceedings of the IEEE/CVF Conference on Computer Vision and Pattern Recognition*, pages 5579–5588.
- Tianyi Zhang, Varsha Kishore, Felix Wu, Kilian Q. Weinberger, and Yoav Artzi. 2020. **BERTScore: Evaluating Text Generation with BERT**. In *International Conference on Learning Representations*.

## A Datasets

The datasets used in the paper are as follows:

**OK-VQA** (Marino et al., 2019) is a knowledge-based VQA dataset that requires outside knowledge beyond the images to answer the questions. It has train and test splits of size 9,009 and 5,046. Each question is provided answers by five annotators. To use the VQA (Antol et al., 2015) metric, each annotated answer is then repeated twice to form a gold answer set with 10 answers. Since no explanation is provided, we only train  $Q \rightarrow A$  task on OK-VQA.

**A-OKVQA** (Schwenk et al., 2022) is currently the largest knowledge-based VQA dataset split into 17.1K, 1.1K, and 6.7K for train, validation, and test, respectively. The questions cover four knowledge types: visual, commonsense, knowledge bases, and physical. For each question, it

MODEL	TASKS			DATASETS		
	Q->A	QA->E	Q->AE	A-OKVQA	VCR	OK-VQA
UMAE <sub>ALL</sub>	✓	✓	✓	✓	✓	✓
UMAE <sub>A-OKVQA</sub>	✓	✓	✓	✓	✗	✗
UMAE <sub>VCR</sub>	✓	✓	✓	✗	✓	✗
OFA <sub>Q-&gt;A</sub>	✓	✗	✗	✓	✗	✗
OFA <sub>QA-&gt;E</sub>	✗	✓	✗	✓	✗	✗

Table 4: Settings of the models trained in UMAE.

provides both multiple-choice answers and 10 free-form answers (annotated by 10 different people), as well as three explanations. Images in both OK-VQA and A-OKVQA are from MSCOCO (Lin et al., 2014), and answers in both datasets are in single words or short phrases.

**VCR** (Zellers et al., 2019) is a large multiple-choice dataset for Visual Commonsense Reasoning. The train, validation, and test splits have 191.6k, 21.3k, and 26.5k instances, respectively. Each question has four answer options in sentences, and the correct answer is further provided with four explanation options. Images in VCR are from movie clips (Rohrbach et al., 2017). Bounding boxes of entities are provided associated with mentions such as `Person1` in questions, answers and explanations. We follow Zellers et al. (2021) and draw coloured highlights around the referenced entity on the images, where entity names and the coloured highlights are consistent in the entire dataset, expecting the model to learn the association between the coloured bounding box and the entity.

**VQA-X** (Park et al., 2018) contains a subset from the VQAv2 (Goyal et al., 2017) dataset and further provides three explanations for each question. The image-question pairs are split into train, validation, and test with 29.5k, 1.5k, and 2k instances, respectively. We only use the original test set to evaluate the zero-shot performance of the trained models.

## B Hyper-Parameters and Training

We begin with the pretrained weights from the original OFA-large<sup>9</sup>, which is trained on vision-only tasks including Image Classification, language-only tasks including Sentence Classification, Text Summarisation, as well as various vision-language tasks including Image Captioning, Visual Question Answering and Visual Entailment. Adam is used as the optimizer and cross-entropy is the loss function. We set the learning rate to  $10^{-5}$ , the warm-

<sup>9</sup><https://github.com/OFA-Sys/OFA>

QUESTION	OBJECTS	IMAGES	ACCURACY
✓	✓	original	50.39
✓	✗	✗	39.16
✓	✗	random	33.48
✓	✓	✗	33.28

Table 5: Ablation on the modality dependency for answer accuracy of A-OKVQA.

up ratio to 0.4, and the patch image size to 480. We shuffle all the training examples and use batch size 16. Due to the large size of VCR, we train for 30 epochs on models involving VCR (OFA<sub>Q->A</sub> for VCR, UMAE<sub>VCR</sub> and UMAE<sub>ALL</sub>), and up to 100 epochs for other models. We report the empirical performance with checkpoints that perform best on the validation set (the 5% split from the original train set). For A-OKVQA, we additionally report the answer accuracy on the original test set.

The settings for the models trained in this work are summarised in Table 4.

## C Ablations on Modality Dependency

We conduct several ablation studies to investigate the dependency of object features and images on the performance of our model UMAE<sub>ALL</sub> for answer accuracy of A-OKVQA, where we removed images, replaced them with random images, and removed extracted attributes and features. Results in Table 5 show that the visual encoder is crucial for performance and that visual objects alone are not sufficient for answer prediction. Using a random image would introduce noise and therefore performs worse than not including the image at all. We did not test removing the question because we believe the model needs the questions to be able to provide answers.

## D More Explanation Scores

For decoding, we evaluate the performance of beam search with the size of 5, top-k sampling with  $k$  from {50, 100, 200, ..., 1000}, and Nucleus and Typical (Meister et al., 2022) sampling, both with  $p$  from {0.1, 0.2, ..., 0.9}. We show the details of the NLG scores using different decoding strategies for explanations generated from QA→E in Table 6, and Q→AE in Table 7.

## E Examples of Generated Explanations

Examples of the explanations generated with beam search and Nucleus sampling for A-OKVQA are



DATASET	DECODING	e-ViL	N-GRAM SCORES								LEARNT SC. BERTSCORE
		$S_E$	BLEU1	BLEU2	BLEU3	BLEU4	ROUGE-L	METEOR	CIDEr	SPICE	
A-OKVQA	BEAMSEARCH	44.71	52.01	36.69	26.72	19.88	40.39	22.06	68.48	20.94	86.05
	TOP-K ( $k = 100$ )	44.34	52.56	37.06	27.06	19.72	44.45	21.58	73.44	19.38	86.27
	NUCLEUS ( $p = 0.4$ )	<b>50.82</b>	58.92	44.66	35.06	27.35	52.56	24.83	101.09	23.33	88.21
	TYPICAL ( $p = 0.6$ )	47.27	54.18	39.39	29.82	22.18	47.78	22.79	84.43	21.47	86.95
VCR	BEAMSEARCH	40.23	26.41	20.15	15.95	12.47	29.13	16.82	49.72	27.70	81.84
	TOP-K ( $k = 50$ )	33.19	20.98	14.89	11.18	8.33	23.65	13.72	32.73	21.99	80.31
	NUCLEUS ( $p = 0.1$ )	<b>40.27</b>	31.42	22.95	17.62	13.44	29.53	17.54	47.33	26.45	81.91
	TYPICAL ( $p = 0.4$ )	35.12	23.42	16.88	12.83	9.64	25.36	14.70	35.85	23.32	80.70
VQA-X	BEAMSEARCH	35.88	37.84	24.91	16.67	10.97	31.32	17.90	38.23	16.23	84.39
	TOP-K ( $k = 50$ )	33.28	38.35	23.11	14.21	8.45	29.15	17.05	32.89	15.26	83.41
	NUCLEUS ( $p = 0.1$ )	<b>40.67</b>	47.56	31.44	21.47	14.63	35.12	20.29	50.35	19.13	85.40
	TYPICAL ( $p = 0.5$ )	36.31	40.85	25.57	16.82	11.14	31.08	18.15	39.71	16.62	83.93

Table 6: Explanation scores with automatic NLG for generated explanations ( $QA \rightarrow E$ ) from  $UMAE_{ALL}$  model with different decoding strategies. The last two rows (with blue shadow) indicate out-of-domain performance.

DATASET	DECODING	e-ViL	N-GRAM SCORES								LEARNT SC. BERTSCORE
		$S_E$	BLEU1	BLEU2	BLEU3	BLEU4	ROUGE-L	METEOR	CIDEr	SPICE	
A-OKVQA	BEAMSEARCH	<b>47.01</b>	54.75	41.39	<b>32.08</b>	<b>24.25</b>	<b>49.75</b>	<b>22.54</b>	<b>86.28</b>	<b>20.68</b>	<b>87.39</b>
	NUCLEUS ( $p = 0.5$ )	46.72	<b>55.53</b>	<b>41.63</b>	31.91	23.67	49.16	22.48	82.37	20.67	87.18
VCR	BEAMSEARCH	<b>37.02</b>	25.00	18.90	<b>14.87</b>	<b>11.54</b>	<b>27.07</b>	<b>15.66</b>	<b>38.77</b>	<b>25.03</b>	<b>80.68</b>
	NUCLEUS ( $p = 0.1$ )	35.10	<b>27.41</b>	<b>19.36</b>	14.50	10.73	26.18	15.21	34.99	21.88	80.52
VQA-X	BEAMSEARCH	38.13	39.91	26.30	17.99	12.46	31.69	19.11	42.10	18.15	84.95
	NUCLEUS ( $p = 0.1$ )	<b>39.67</b>	<b>44.92</b>	<b>28.88</b>	<b>19.04</b>	<b>12.55</b>	<b>33.08</b>	<b>20.07</b>	<b>44.28</b>	<b>19.19</b>	<b>85.21</b>

Table 7: Explanation scores with automatic NLG for generated explanations from  $Q \rightarrow AE$  with  $UMAE_{ALL}$  model. The last two rows (with blue shadow) indicate out-of-domain performance.

TASK	A-OKVQA	VCR	VQA-X
	MC (GOLVE)	BERTSCORE	DA
Q->A	65.67	81.91	77.65
Q->AE	65.67	82.30	69.60

Table 8: Evaluation of answers generated given questions ( $Q \rightarrow A$ ) and jointly generated with explanations ( $Q \rightarrow AE$ ). MC stands for Multiple Choice, DA for Direct Answer. The last column with a blue shadow indicates out-of-domain performance.

DATASET	$S_E$		NGRAMSCORE		BERTSCORE	
	QA->E	Q->AE	QA->E	Q->AE	QA->E	Q->AE
A-OKVQA	50.82	47.01	35.69	32.15	88.21	87.39
VCR	40.27	37.02	26.70	24.02	81.91	80.68
VQA-X	40.67	39.67	26.69	25.85	85.40	85.21

Table 9: Scores of explanations generated given answers ( $QA \rightarrow E$ ) and jointly generated with answers ( $Q \rightarrow AE$ ). The last row with a blue shadow indicates out-of-domain performance.

shown in Figure 4, and VCR in Figure 5.

## F Joint Generation Performance

We present the results of the proposed  $Q \rightarrow AE$  task where answers and explanations are jointly generated. We parse the generated sequence to the answer and the explanation and use the same sets of metrics as the separate generation for evaluation. Results for answers in Table 8 and explanations in Table 9. For answers, since the perplexity metric does not directly compare the generation, we show the Multiple-Choice accuracy using the Glove metric for A-OKVQA and BERTScore for VCR answer sentences.

## G Datasets Quality and Issues

As mentioned in subsection 5.3, during error analysis we found that many errors are due to the issue in the dataset itself. Concretely, we observe the following issues in the existing datasets: (1) wrong answers (2) subjective or unanswerable questions (3) typos or unclear expressions (4) not requiring images or knowledge to answer the question as designed.

Furthermore, since the answer and explanation for a question in VCR are obtained from the same person who authored the question, this may result in severe subjectivity in the answers or explanations. For example, we find that many questions

	OK-VQA	A-OKVQA	
	DA	MC (GLOVE)	DA
BEST	80.94	80.74	66.20
AVERAGE	54.98	71.53	57.29
WORST	16.37	59.35	41.46

Table 10: Human performance on OK-VQA and A-OKVQA measured from the ground truth answers.

in VCR require knowledge of the *movie plot* from which the image is extracted, rather than *common-sense reasoning* to answer the questions. While human annotators have an implicit understanding of the movies, the dataset itself does not contain relevant contextual information.

We show some of the issues in the datasets below. Figure 6 shows examples from VCR that require an understanding of the movie plot to generate answers. Figure 7 shows examples from OK-VQA where questions and answers are subjective or ambiguous. Figure 8 shows examples from A-OKVQA and VQA-X that either contain wrong answers, questions that do not need visual input or typos which severely impact the model generation (“house” should be “horse”).

To understand the inter-annotator agreement for the datasets, we further measure the best, average and worst human performance on OK-VQA and A-OKVQA by selecting the most common answer, a random answer, and the least common answer, respectively, from the 10 ground truth answers for each question. We calculate the performance using the VQA metric for direct answers, and the GloVe metric for Multiple Choice for simplicity. Note that we also remove the answer selected from the ground truth answers when measuring human performance. From the results in Table 10 we can see that the average performance on both datasets is relatively poor, which indicates the noise in the datasets. The quality of the datasets needs to be more carefully inspected so that the model performance evaluated on these datasets can be more meaningful.



Question: Why is the woman wearing goggles?  
Answer: protection

**Ground Truth Explanations:**  
0) The woman is wearing goggles for protections.  
1) The snow goggles this woman wears protects her eyes from the sun and other bits of debris she might encounter skiing downhill.  
1) There is a lot of sun glare and snow flying up when skiing.

**Explanation Generation:**  
Beam: The woman needs protection.  
Nucleus: The woman is skiing and needs protection.

**Answer + Explanation Generation:**  
Beam: protection, this is because The woman wants to protect her eyes.  
Nucleus: protection, this is because The woman is wearing goggles to protect her eyes from the sun.



Question: What time of day is it likely right now?  
Answer: morning

**Ground Truth Explanations:**  
0) It is sunny out. there are fruit on the table, so it likely is time for breakfast.  
1) The time is morning.  
2) You can see the light shining in through the window and door.

**Explanation Generation:**  
Beam: The people are using umbrellas because it's raining.  
Nucleus: The people are using umbrellas to keep from getting wet.

**Answer + Explanation Generation:**  
Beam: morning, this is because The sun is shining through the window.  
Nucleus: morning, this is because There is light coming through the window.



Question: What has caused the elephants to turn brown?  
Answer: dirt

**Ground Truth Explanations:**  
0) These elephants have been rolling around in the mud.  
1) The elephants are covering themselves in the naturally occurring brown substance that is near the water.  
2) The elephants are dirty.

**Explanation Generation:**  
Beam: The elephants are in mud.  
Nucleus: The elephants are standing in dirt.

**Answer + Explanation Generation:**  
Beam: mud, this is because The elephants are muddy.  
Nucleus: mud, this is because The elephants are in the mud.



Question: What are the umbrellas placed in the sand to block?  
Answer: sun

**Ground Truth Explanations:**  
0) They are on a beach on a sunny day, and the umbrellas give cool and shade from the sun.  
1) The umbrellas block sun.  
2) Umbrellas provide shade.

**Explanation Generation:**  
Beam: The umbrellas block the sun.  
Nucleus: The umbrellas are blocking the sun.

**Answer + Explanation Generation:**  
Beam: sun, this is because The umbrellas block the sun.  
Nucleus: sun, this is because The umbrellas are placed in the sand to block the sun.



Question: Why are the people lining up?  
Answer: boarding

**Ground Truth Explanations:**  
0) The people are near a plane as if they want to get on.  
1) The people are boarding.  
2) The people are lined up facing the plane. people line up facing transportation vehicles when they are preparing to board.

**Explanation Generation:**  
Beam: The people are lined up to board a plane.  
Nucleus: The people are lined up to board a plane.

**Answer + Explanation Generation:**  
Beam: board plane, this is because The people are lined up to board the plane.  
Nucleus: board plane, this is because The people are boarding a plane.



Question: What is the white appliance the people are looking in being used to store?  
Answer: food

**Ground Truth Explanations:**  
0) The appliance is a fridge.  
1) Perishable food is kept in this little refrigerator, which is too small for many people, but just right for one or two.  
2) There are multiple edible items in the fridge already.

**Explanation Generation:**  
Beam: The appliance is a refrigerator.  
Nucleus: The appliance is a fridge.

**Answer + Explanation Generation:**  
Beam: food, this is because The appliance is a fridge.  
Nucleus: food, this is because The appliance is a fridge.



Question: Why are the people using umbrellas?  
Answer: it's raining

**Ground Truth Explanations:**  
0) There is rain and the people are being sheltered by umbrellas.  
1) The people want rain protection.  
2) They are protecting themselves from getting wet from the rain.

**Explanation Generation:**  
Beam: The people are using umbrellas because it's raining.  
Nucleus: The people are using umbrellas to keep from getting wet.

**Answer + Explanation Generation:**  
Beam: rain, this is because The people are using umbrellas because it is raining.  
Nucleus: it's raining, this is because The people are using umbrellas to stay dry.



Question: The layout of buildings most resembles which period?  
Answer: historical european

**Ground Truth Explanations:**  
0) The cars are on the left side of the road, so it is either the united kingdom or ireland.  
1) The high pitched roofs and the stone architecture is from then  
2) The layout is from the olden days.

**Explanation Generation:**  
Beam: The buildings are old.  
Nucleus: The buildings are from the late nineteenth century.

**Answer + Explanation Generation:**  
Beam: medieval, this is because The buildings look like medieval buildings.  
Nucleus: medieval, is because The buildings look like medieval buildings.

Figure 4: Examples of generated answers and explanations for A-OKVQA.



Question: What event are Person2 and Person8 walking away from?  
Answer: A wedding reception.

**Ground Truth Explanation:**  
Everyone is really dressed up, and the lights give the area a fairy tale ambiance which is typical of a wedding.

**Explanation Generation:**  
Beam: Person2 is wearing a pink dress and Person8 is wearing a suit.  
Nucleus: Person2 is wearing a pink dress and Person8 is holding hands with her.

**Answer + Explanation Generation:**  
Beam: Person2 and Person8 are walking away from a wedding, this is because Person2 and Person8 are holding hands and wearing formal clothing.  
Nucleus: They are walking away from a wedding, this is because There are balloons and strings of lights above them.

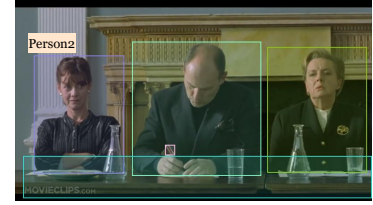


Question: Is Dog2 a living creature?  
Answer: No, Dog2 is a stuffed animal.

**Ground Truth Explanation:**  
Dog2 is immobile, and wouldn't be still with so much prey around. Dog2 is also obviously a toy, based on the coloration.

**Explanation Generation:**  
Beam: Teddybear1 and Teddybear2, and Teddybear5 are stuffed animals, Dog2 is a stuffed animal.  
Nucleus: Dog2 is a stuffed animal, and stuffed animals are not alive.

**Answer + Explanation Generation:**  
Beam: No, Dog2 is not a living creature, this is because Dog2 is a stuffed animal.  
Nucleus: No, Dog2 is not a living creature, this is because Dog2 is a stuffed animal, stuffed animals are not alive.




Question: How does Person2 feel about this performance?  
Answer: Person2 is slightly impressed by what she sees.

**Ground Truth Explanation:**  
Person2 has a slight smirk on her face.

**Explanation Generation:**  
Beam: Person2 has her arms crossed and a slight frown on her face.  
Nucleus: Person2 has her arms crossed and a slight frown on her face, which suggest she is not impressed.

**Answer + Explanation Generation:**  
Beam: Person2 does not like what she is hearing, this is because Person2 has her arms crossed and a frown on her face.  
Nucleus: Person2 is not impressed by it, this is because Person2 is looking down and frowning, and her arms are crossed, which is a sign of disapproval.



Question: What is Person2 doing?  
Answer: Telling Person1 something important.

**Ground Truth Explanation:**  
Person2 is focused on Person1 and waving their hands to emphasize what they're saying.

**Explanation Generation:**  
Beam: Person2 is sitting across from Person1 who is on the phone.  
Nucleus: Person2 is sitting in a chair and is looking at Person1 who is on the phone.

**Answer + Explanation Generation:**  
Beam: Person2 is listening to Person1 talk on the phone, this is because Person2 is sitting in a chair facing Person1 who is on the phone.  
Nucleus: Person2 is telling Person1 a story, this is because Person2 is sitting in a chair and Person1 is on the phone.

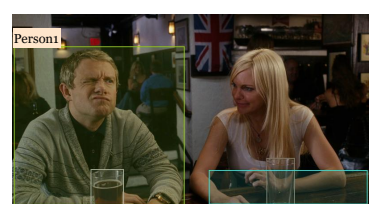


Question: Why does Person1 have a pointy hood on his cloak?  
Answer: Person1 is a wizard.

**Ground Truth Explanation:**  
Pointy hoods are usually used to depict a wizard character.

**Explanation Generation:**  
Beam: Wizards often wear pointy hoods.  
Nucleus: Wizards often wear pointy hoods and robes.

**Answer + Explanation Generation:**  
Beam: Person1 is trying to hide his identity, this is because Person1 is standing in front of Person2 and Person3, and Person4 who are all looking at him.  
Nucleus: Person1 is a wizard, this is because Wizards often wear pointy hoods and robes.



Question: Does Person1 drink alcohol?  
Answer: Yes Person1 drinks alcohol.

**Ground Truth Explanation:**  
Person1 has a full beer in front of him.

**Explanation Generation:**  
Beam: Person1 has a cup of beer in front of him.  
Nucleus: Person1 is drinking from Cup2.

**Answer + Explanation Generation:**  
Beam: Yes, Person1 drinks alcohol, this is because Person1 has a cup of beer in front of him.  
Nucleus: Yes, he does drink, this is because He has Cup2 in front of him and it is full of beer.

Figure 5: Examples of generated answers and explanations generation for VCR.



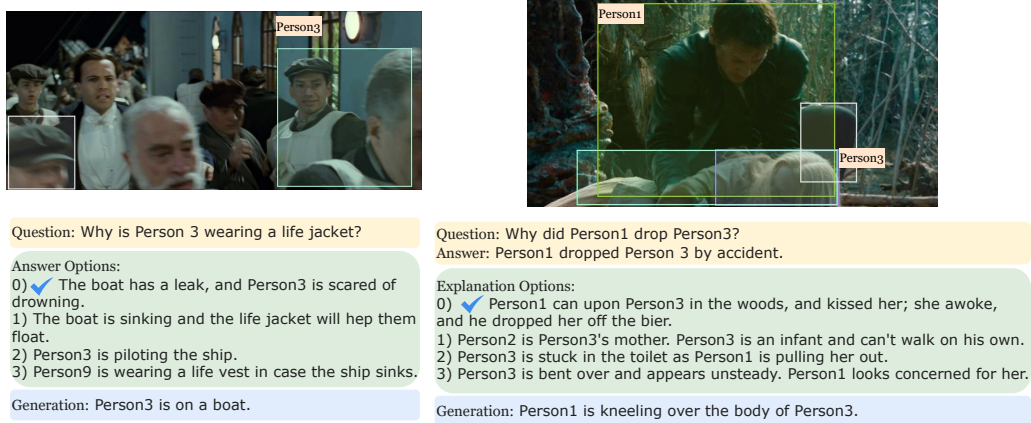


Figure 6: Questions that require knowledge of the movie plots to generate the answers from VCR.

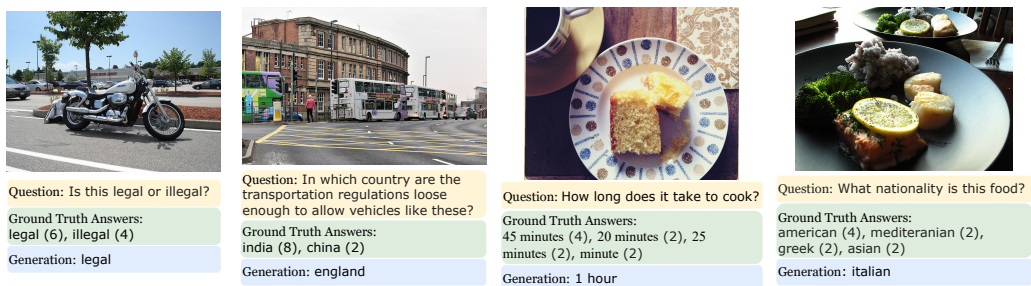


Figure 7: Examples of subjective questions from OK-VQA.

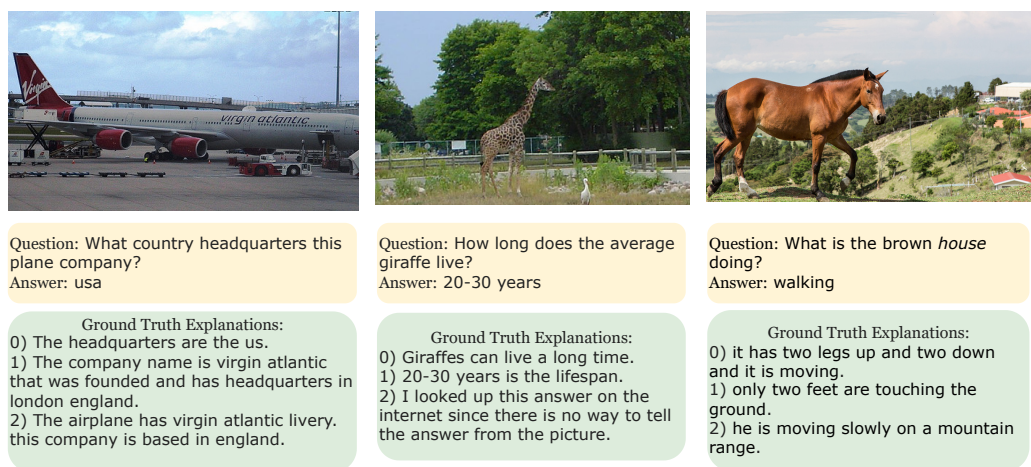


Figure 8: Issues in the datasets that severely impact the model generation: wrong answers (left, from A-OKVQA), questions do not need visual input to answer (middle, from A-OKVQA), and typo (right, from VQA-X).