

ExaRanker: Explanation-Augmented Neural Ranker

Fernando Ferraretto¹, Thiago Laitz^{1,2}, Roberto Lotufo^{1,2}, and
Rodrigo Nogueira^{1,2}

¹ UNICAMP, Brazil

² NeuralMind, Brazil

Abstract. Recent work has shown that inducing a large language model (LLM) to generate explanations prior to outputting an answer is an effective strategy to improve performance on a wide range of reasoning tasks. In this work, we show that neural rankers also benefit from explanations. We use LLMs such as GPT-3.5 to augment retrieval datasets with explanations and train a sequence-to-sequence ranking model to output a relevance label and an explanation for a given query-document pair. Our model, dubbed ExaRanker, finetuned on a few thousand examples with synthetic explanations performs on par with models finetuned on 3x more examples without explanations. Furthermore, the ExaRanker model incurs no additional computational cost during ranking, and allows explanations to be requested on demand. Code and data are available at <https://github.com/unicamp-dl/ExaRanker>

1 Introduction

Pretrained transformers such as BERT [9] and T5 [32] finetuned on hundreds of thousands of examples brought significant gains to information retrieval (IR) tasks [23,28,26,22,14,55,57,17,12,25,40,16,47,61]. When queries and documents from a task of interest are similar to the ones in the finetuning data, it is likely that a model will have an effectiveness better than that of unsupervised models. For example, a monoT5 [29] reranker finetuned on 400k positive query-passage pairs from MS MARCO [1] outperforms BM25 [36] in 15 of 18 datasets of the BEIR benchmark [38,37].

However, when the number of labeled examples is limited, the effectiveness of the model decreases significantly. For example, a BERT reranker finetuned on a mere 10k query-relevant passage pairs performs only slightly better than BM25 on the MS MARCO passage ranking benchmark [29]. Increasing the model size [38] or pretraining it on IR-specific objectives [19,13] alleviate the need for more finetuning data, at the expense of increased computational resources.

We argue that one reason neural retrievers need extensive amounts of training examples is that they are finetuned with categorical labels (e.g., true/false). These labels provide limited information about the task to be learned, making it more challenging for the model to grasp the nuances of the task. For example, imagine attempting to teach a human to evaluate the relevance of passages to queries, but

only being able to communicate the words “true” or “false” per query-passage pair. The learning process would be more efficient if explanations in natural language were provided to explain why a passage is relevant or not to a given query.

In this work, we propose a method for training retrieval models using natural language explanations as additional labels, which reduces the need for training examples. Furthermore, we show that few-shot LLMs such as GPT-3.5 [31] can be effectively employed to automatically augment training examples with explanations, enabling IR practitioners to apply our method to other datasets without the need for manual annotation. Our findings indicate that the utility of incorporating explanations decreases as the number of training examples increases. Furthermore, our experimental results demonstrate that finetuning a model to generate a label prior to an explanation leads to superior performance in comparison to generating an explanation before the target label. This outcome may be counterintuitive and contradicts previous findings in chain-of-thought works.

2 Related Work

Recent research has shown that inducing a large language model to generate step-by-step rationales in natural language improves performance in various tasks that require reasoning [34,10,56,59,30,21,60,18,5]. However, experiments using induced explanations are typically carried out on models with billions of parameters, which are impractical to use in information retrieval tasks. For example, reranking 100 passages for one query using a model with 175B parameters would take at least one minute on four A100 GPUs. In this work, we propose a method to distill the knowledge from these large models and effectively use it to improve the quality of results in a ranking task.

Our method is related to InPars [3,20] and Promptagator [8], with the distinction that we augment existing target labels from training datasets with additional information relevant to the task at hand, rather than generating queries from documents. We view InPars and Promptagator as complementary to our method, and anticipate potential integration of these approaches in future research.

A large body of work addresses the task of generating explanations for a ranked list of results [42,43,52,49,39,44,11,41,45,33,62,53,58]. For example, GenEx [33] generates noun phrases (e.g., “impacts on medicare tax”) for a given query-document pair. Snippet generation can also be regarded as providing explanations for why certain results are being presented to the user [50,51,2,6]. A key distinction of these works in comparison to ours is that our goal is to use explanations as a means to improve the effectiveness of a retrieval model, rather than solely for the purpose of explaining a list of results to users. We do not claim that our method makes a retriever interpretable as we have not evaluated the correctness of the generated explanations. Our goal here is orthogonal to that of building interpretable retrievers: we show that explanations improve the effectiveness of retrievers. Nevertheless, our method may help users to understand a ranked list of results, but further examination of this aspect is left for future research.

3 Methodology

The proposed method is illustrated in Figure 1. It starts by generating explanations for query-passage-label triples using an LLM model with in-context examples. These training triples are then augmented with the generated explanations, and a sequence-to-sequence model is finetuned to produce the target label followed by the explanation. In the inference phase, the finetuned model is used to estimate the relevance of a query-passage pair, based solely on the probability assigned to the label token.

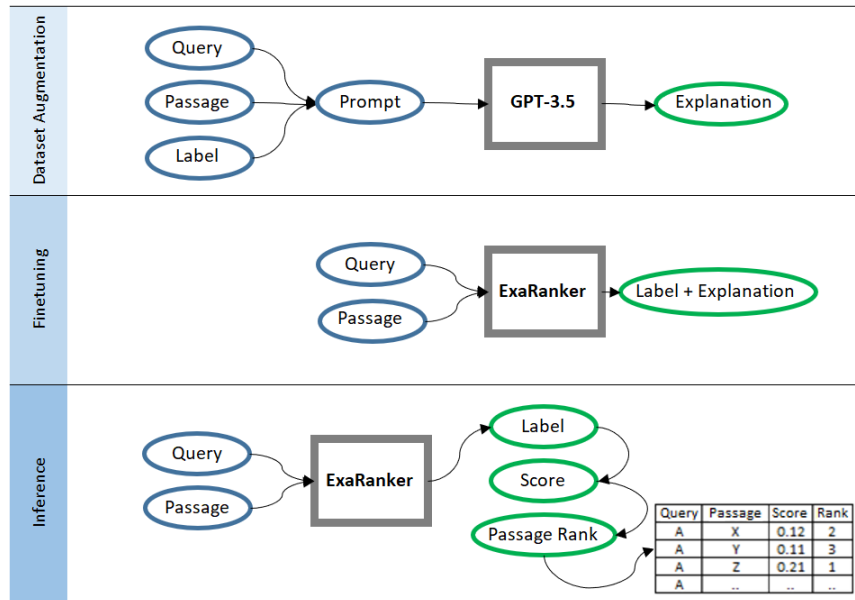


Fig. 1: Method overview.

We begin by randomly selecting 15k pairs of (query, relevant passage) and another 15k pairs of (query, non-relevant passage) from the training set of MS MARCO passage ranking dataset, and then generate explanations for these 30k pairs. Manually generating explanations for such a large volume of text would be cost-prohibitive, so we use `text-davinci-002`³ with a few-shot prompt to infer explanations for query-passage-label triples. We use greedy decoding, and the output is limited to 256 tokens. The few-shot prompt, illustrated in Figure 2, contains 7 examples that were selected from the MS MARCO training dataset, and has an average of 1400 tokens, including the 256 tokens of the explanation to be generated. As of January 2023, generating an explanation for each query-passage-label triple costs 0.028 USD using the OpenAI API. Due to

³ beta.openai.com

cost constraints, the dataset was limited to 30k examples, which amounts to 840 USD.

Prompt - text

Instruction: explain if the passage is relevant to the question.

###

Example 1:

Question: What is a thyroid nodule

Passage: 1 Thyroid cancer: An uncommon form of cancer, thyroid cancer is usually curable. 2 Surgery, radiation, and hormone treatments may be used to treat thyroid cancer. 3 Thyroid nodule: A small abnormal mass or lump in the thyroid gland.

Final Answer: The passage is relevant to the question

Explanation: The question is what is a thyroid nodule. The last sentence of the passage describes the thyroid nodule.

###

Example 2:

Question: How much caffeine is ok for a woman to have

Passage: We don't know a lot about the effects of caffeine during pregnancy on you and your baby. So it's best to limit the amount you get each day. If you are pregnant, limit caffeine to 200 milligrams each day. This is about the amount in 1½ 8-ounce cups of coffee or one 12-ounce cup of coffee.

Final Answer: The passage is not relevant to the question

Explanation: The question is about how much caffeine woman in general can have. The passage talks about caffeine but for pregnant women only.

...

###

Example 8:

Question: {query}

Passage: {passage}

Final Answer: The passage is {"not " if label==False else ""}relevant to the question

Explanation: {explanation}

Fig. 2: Prompt used to generate explanations for a query-passage-label triple (presented in Python’s f-string notation).

Note that we also use the label (relevant or not relevant) in the prompt and request only the explanation for the triple query-passage-label. In preliminary experiments, we noticed that the model generates better explanations when the label is provided, as it is not confounded by the classification task and can focus specifically on the explanation.

Once the 30k explanations are generated, a sequence-to-sequence model is finetuned with the following input/output templates (shown using Python’s f-string notation):

Input:

Is the question {query} answered by the {passage}? Give an explanation.

Output:

{label}. Explanation: {explanation}

The terms {query} and {passage} are the query-passage pair extracted from the MS MARCO dataset. The {label} is **true** if the passage is relevant to the query and **false** otherwise. Finally, {explanation} is the one generated by the LLM as explained above. Figure 3 illustrates examples of input and output generated by the model.

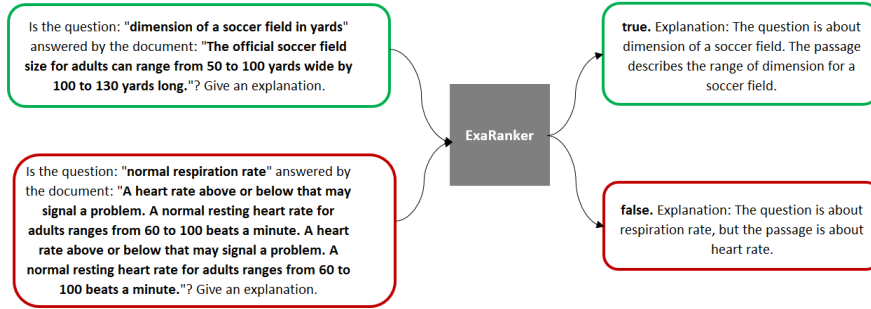


Fig. 3: Illustration of input and generated outputs of a relevant (green) and non-relevant (red) query-passage pair.

The T5-base model was used as the starting point for the finetuning phase. The model was finetuned for 30 epochs using the AdamW optimizer [24] with a learning rate of $3e-5$, weight decay of 0.01, and batch size of 128 examples (64 positives and 64 negatives). The maximum number of input and output tokens were each limited to 512. Sequences exceeding these values were truncated during both training and inference. For comparison purposes, a T5-base model was also finetuned using the same hyperparameters and dataset, but without the inclusion of explanations in the target text.

After finetuning, we evaluate the models on a passage ranking task. The input to the model is the same as presented before, and, as a consequence, it generates the same output pattern.⁴ The probability of the first output token is used as the relevance score s for the query-passage pair:

$$s = \begin{cases} 1 + p_0, & \text{if } t_0 = \text{true} \\ 1 - p_0, & \text{if } t_0 = \text{false} \\ 0, & \text{otherwise} \end{cases}$$

where t_0 is the token generated in the first decoding step and p_0 is the probability assigned by the model to that token, i.e., the probability from the softmax after the logits.

We limit the model to generate only the label for the query-passage pair (i.e., the first token) and omit the full explanation text to save processing time. Since the model was trained with causal mask, that is, only tokens generated so far influence the prediction of the next token, the relevance scores are the same had the model generated an explanation. Alternatively, explanations can be generated by decoding more tokens until the termination token (e.g., `<EOS>`) is generated.

To evaluate the real benefits of explanation in a more realistic scenario in which training data is not available, we evaluate the model in a zero-shot

⁴ In our experiments the model always generates an output that matches the target template.

manner on 6 datasets from the BEIR benchmark [48]: Robust04 [54], TREC-COVID [35], DBPedia [15], FiQA [27], TREC-NEWS [46] and NFCorpus [4]. TREC-DL 2020 [7] is used as a validation set to select the best checkpoint and hyperparameters.

4 Results

Main results are presented in Table 1. The first two rows are the BM25 baseline and the monoT5-base model finetuned on 400k positive query-passage pairs from the MS MARCO dataset for one epoch⁵. We focus our analysis on the number of positive query-passage pairs as these need to be manually annotated. Thus they are an expensive component when developing a search engine. Negative query-passage pairs can be automatically selected using a retriever once queries are gathered. We also need to generate explanations for negative query-passage pairs, but we assume this cost will decrease over time with the increased availability of open-sourced LLMs.

In the third and fourth rows, we compare models finetuned using the same hyperparameters and examples, but without explanations (monoT5) and with explanations (ExaRanker). The ExaRanker model outperforms the model without explanations in all 7 datasets. On average, it improves the score by 0.8 nDCG@10 points in the zero-shot evaluation.

Compared to the BM25 baseline, the finetuned models have a much higher nDCG@10 scores. Also, ExaRanker finetuned on 15k and 10k positive examples are on average 1.7 nDCG@10 points behind monoT5-400k, which has been finetuned on 400k positive examples. This result shows the benefits of using the explanation to provide more data and reasoning during the training phase, and enable the model to succeed with much less training data.

To better understand the benefits of using explanations, we have reproduced the training methodology with smaller datasets: 20k, 10k and 5k examples. All datasets have an equal number of positive and negative query-passage pairs.

The ExaRanker model outperforms the model finetuned without explanations in all cases. It reinforces the evidence of the benefits of using explanations and indicates that the model benefits more when datasets are smaller. When finetuning on 15k positive examples, ExaRanker performs 0.8 points better than monoT5. When finetuned on 10k examples, the improvement is 1.1 points and increases to 2.6 when finetuned on 5k positive examples.

Figure 4 provides a visualization of this trend. We see that the improvement in using explanations decreases as the number of samples increases. However, we see a performance increase when explanations are used to augment labels compared to finetuning without explanations. Comparing the monoT5 results finetuned using 15k positive pairs with ExaRanker using 5k positive pairs, we see that the average scores are very close but ExaRanker uses 3x less data for finetuning. These results suggest that data augmentation through explanations is an effective way to transfer knowledge from larger models.

⁵ <https://huggingface.co/castorini/monot5-base-msmarco-10k>

Model	Ft Pos.	DL	20	Robust	Covid	Dbp	FiQA	News	NFC	Avg	ZS
BM25	-	0.478	0.407	0.594	0.318	0.236	0.395	0.321		0.379	
monoT5	400k	0.652	0.536	0.777	0.419	0.413	0.447	0.357		0.491	
monoT5	15k	0.656	0.523	0.746	0.392	0.382	0.409	0.344		0.466	
ExaRanker	15k	0.680	0.531	0.747	0.394	0.403	0.417	0.351		0.474	
monoT5	10k	0.643	0.510	0.749	0.379	0.374	0.426	0.341		0.463	
ExaRanker	10k	0.667	0.527	0.752	0.409	0.393	0.418	0.347		0.474	
monoT5	5k	0.625	0.488	0.693	0.364	0.337	0.417	0.328		0.438	
ExaRanker	5k	0.665	0.505	0.750	0.389	0.380	0.414	0.345		0.464	
monoT5	2.5k	0.611	0.486	0.666	0.334	0.328	0.370	0.325		0.418	
ExaRanker	2.5k	0.650	0.496	0.686	0.393	0.306	0.398	0.335		0.436	

Table 1: Main results (nDCG@10), including average zero-shot (all except DL 20). The column “Ft Pos.” is the number of positive training examples on which the model was finetuned.

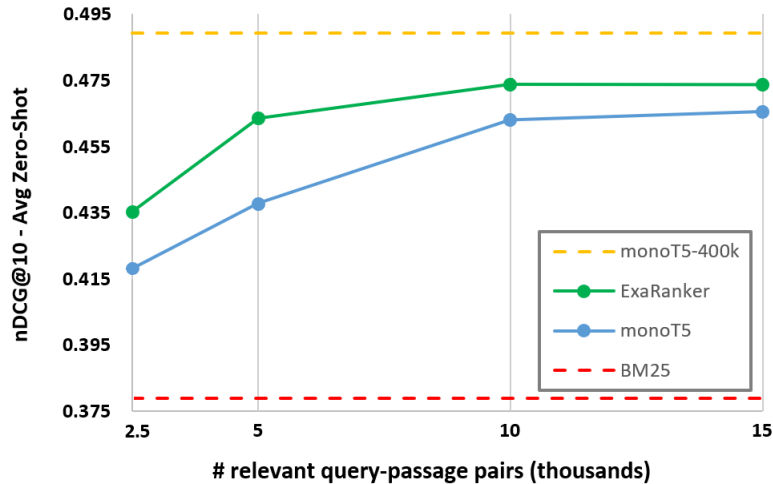


Fig. 4: Average zero-shot results on 6 datasets of the BEIR benchmark when varying the number of training examples. monoT5-400k is finetuned on the 400k relevant query-passage pairs from MS MARCO without explanations.

4.1 Qualitative Analysis

Table 2 presents some sample outputs for a qualitative comparison of the correct and incorrect predictions made by ExaRanker on the TREC-DL 2020 dataset. The model is able to generate reasonable explanations: in the second example, it was able to understand the context, correctly predicting the relevance of the passage, even though it only mentions specific terms from the query, such as “early pregnancy”. However, it may struggle with more fine-grained relationships, such as correctly identifying the relationship between electromagnetic waves and radio waves, as shown in the third example. Overall, explanations appear to support a better understanding of the relationship between the query and the passage, both quantitatively and qualitatively.

In summary, the purpose of this method is to use the explanations to provide more information on how to perform the ranking task. However, the models do not necessarily rely on reasoning to arrive at an answer. The explanations are used to expedite the learning process, but the most relevant score for ranking the relationship between sequences is concentrated in the label score, specifically the true or false label indicating the relevance relation, rather than in the entire explanation generated.

4.2 Ablation Experiments

Two additional experiments were conducted to better understand the contribution of adding explanations as target sequences in a ranking task.

First we finetuned another ExaRanker model for 30 epochs, with the same hyperparameters but inverting the order in which label and explanations are generated: first an explanation is generated, then a relevance label. It is reasonable to expect that this order would lead to better results, as it induces the model to elaborate on the relationship between query and passage prior to predicting a label. However, as shown in Table 3, the nDCG@10 score dropped 9.6 points compared to generating a relevance label followed by an explanation. We believe that this behavior is due to the difficulty of using a ranking score from multiple tokens. We tried different approaches, such as using the average token probabilities of the entire sequence or using only the probability of the final token (`true` or `false`). In all cases, nDCG@10 was lower than the method described in Section 3.

In a second ablation study, we tested if explanations would improve a model already finetuned on a large ranking dataset. For that, we further finetuned on 15k positive + 15k negative examples with explanations a monoT5-base model already finetuned on 400k positive pairs from MS MARCO. Results in Table 4 show a negligible difference of 0.2 nDCG@10 points compared to the model finetuned only on labels. As explained before, we expect the benefits of explanations to be reduced when large training data is available. This experiment demonstrated, however, that finetuning on explanations does not negatively affect a ranker’s effectiveness while equipping it with the capability of generating explanations for its relevance predictions.

Input	Output	Target
Is the question: "average salary for dental hygienist in nebraska" answered by the document: "Dental Hygienist Salaries by Area. According to the Bureau of Labor Statistics, Dental Hygienists in the state of Nebraska can expect to earn an average of \$65,236 annually or \$31.36 per hour."? Give an explanation.	true. Explanation: The question is about average salary for dental hygienist in nebraska. The passage describes the average salary for dental hygienist in Nebraska.	true
Is the question: "can fever cause miscarriage early pregnancy?" answered by the document: "Pregnancy Early symptoms of pregnancy include a missed period, morning sickness, breast swelling, fatigue, and more. Chickenpox (varicella) Chickenpox is an illness that causes a red, itchy rash, fever, headache, sore throat, and body aches"? Give an explanation.	false. Explanation: The question is about if fever can cause miscarriage early pregnancy. The passage is about early symptoms of pregnancy and chickenpox.	false
Is the question: "what medium do radio waves travel through" answered by the document: "An electromagnetic wave (this includes light) does not require a physical medium - it can travel through empty space."? Give an explanation.	false. Explanation: The question is about what medium do radio waves travel through. The passage is about electromagnetic waves and how they travel through empty space.	true
Is the question: "do google docs auto save" answered by the document: "Inter-sheet formulas in Google Docs are similar to those used in Microsoft Excel. Using this ability, you can post a value automatically in a cell on one tab that is calculate or posted in a cell on another tab."? Give an explanation.	true. Explanation: The question is about if google docs auto save. The passage describes how google docs auto save.	false

Table 2: Outputs generated by the ExaRanker model.

Output template	nDCG@10
{label}. Explanation: {explanation}.	0.680
Explanation: {explanation}. {label}.	0.584

Table 3: Ablation of the output template. Results are on TREC DL 2020 and the models were finetuned on 15k positive + 15k negative examples.

Model	DL	20	Robust	Covid	Dbp	FiQA	News	NFC	Avg
monoT5 (ft on 400k pos)	0.652	0.536	0.777	0.419	0.413	0.447	0.357	0.514	
ExaRanker (from monoT5)	0.701	0.528	0.756	0.398	0.406	0.442	0.352	0.512	

Table 4: Results on finetuning Exaranker from a monoT5-base model finetuned on 400k positive examples from MS MARCO.

5 Conclusion

We have proposed a method for training information retrieval (IR) models using natural language explanations as additional labels, which reduces the need for a large number of training examples. Our results demonstrate that the use of explanations can significantly improve the performance of IR models, particularly when fewer labeled examples are available.

Finally, we showed that large language models can be used to effectively generate these explanations, thus allowing our method to be applied to other IR domains and tasks. Importantly, our method does not significantly increase the time required to rerank passages as only the true/false token is used during inference. The source code and datasets used in this study are available for public use in the accompanying repository for future research and advancements of the ExaRanker method.

References

1. P. Bajaj, D. Campos, N. Craswell, L. Deng, J. Gao, X. Liu, R. Majumder, A. McNamara, B. Mitra, T. Nguyen, M. Rosenberg, X. Song, A. Stoica, S. Tiwary, and T. Wang. MS MARCO: A Human Generated MACHine Reading COMprehension Dataset. *arXiv:1611.09268v3*, 2018.
2. H. Bast and M. Celikik. Efficient index-based snippet generation. *ACM Transactions on Information Systems (TOIS)*, 32(2):1–24, 2014.
3. L. Bonifacio, H. Abonizio, M. Fadaee, and R. Nogueira. Inpars: Unsupervised dataset generation for information retrieval. In *Proceedings of the 45th International ACM SIGIR Conference on Research and Development in Information Retrieval*, pages 2387–2392, 2022.
4. V. Boteva, D. Gholipour, A. Sokolov, and S. Riezler. A full-text learning to rank dataset for medical information retrieval. In *European Conference on Information Retrieval*, pages 716–722. Springer, 2016.
5. M. Bueno, C. Gemmel, J. Dalton, R. Lotufo, and R. Nogueira. Induced natural language rationales and interleaved markup tokens enable extrapolation in large language models. *arXiv preprint arXiv:2208.11445*, 2022.
6. W.-F. Chen, S. Syed, B. Stein, M. Hagen, and M. Potthast. Abstractive snippet generation. In *Proceedings of The Web Conference 2020*, pages 1309–1319, 2020.
7. N. Craswell, B. Mitra, E. Yilmaz, and D. Campos. Overview of the TREC 2020 deep learning track. *CoRR*, abs/2102.07662, 2021.

8. Z. Dai, V. Y. Zhao, J. Ma, Y. Luan, J. Ni, J. Lu, A. Bakalov, K. Guu, K. B. Hall, and M.-W. Chang. Promptagator: Few-shot dense retrieval from 8 examples. *arXiv preprint arXiv:2209.11755*, 2022.
9. J. Devlin, M.-W. Chang, K. Lee, and K. Toutanova. BERT: Pre-training of deep bidirectional transformers for language understanding. In *Proceedings of the 2019 Conference of the North American Chapter of the Association for Computational Linguistics: Human Language Technologies, Volume 1 (Long and Short Papers)*, pages 4171–4186, Minneapolis, Minnesota, June 2019. Association for Computational Linguistics.
10. P. Fernandes, M. Treviso, D. Pruthi, A. F. Martins, and G. Neubig. Learning to scaffold: Optimizing model explanations for teaching. *arXiv preprint arXiv:2204.10810*, 2022.
11. Z. T. Fernando, J. Singh, and A. Anand. A study on the interpretability of neural retrieval models using deepshap. In *Proceedings of the 42nd International ACM SIGIR Conference on Research and Development in Information Retrieval*, pages 1005–1008, 2019.
12. T. Formal, B. Piwowarski, and S. Clinchant. Splade: Sparse lexical and expansion model for first stage ranking. In *Proceedings of the 44th International ACM SIGIR Conference on Research and Development in Information Retrieval*, pages 2288–2292, 2021.
13. L. Gao and J. Callan. Unsupervised corpus aware language model pre-training for dense passage retrieval. In *Proceedings of the 60th Annual Meeting of the Association for Computational Linguistics (Volume 1: Long Papers)*, pages 2843–2853, Dublin, Ireland, May 2022. Association for Computational Linguistics.
14. L. Gao, Z. Dai, and J. Callan. Rethink training of bert rerankers in multi-stage retrieval pipeline. *arXiv preprint arXiv:2101.08751*, 2021.
15. F. Hasibi, F. Nikolaev, C. Xiong, K. Balog, S. E. Bratsberg, A. Kotov, and J. Callan. Dbpedia-entity v2: a test collection for entity search. In *Proceedings of the 40th International ACM SIGIR Conference on Research and Development in Information Retrieval*, pages 1265–1268, 2017.
16. S. Hofstätter, O. Khattab, S. Althammer, M. Sertkan, and A. Hanbury. Introducing neural bag of whole-words with colberter: Contextualized late interactions using enhanced reduction. *arXiv preprint arXiv:2203.13088*, 2022.
17. S. Hofstätter, S.-C. Lin, J.-H. Yang, J. Lin, and A. Hanbury. Efficiently teaching an effective dense retriever with balanced topic aware sampling. In *Proceedings of the 44th International ACM SIGIR Conference on Research and Development in Information Retrieval*, pages 113–122, 2021.
18. J. Huang, S. S. Gu, L. Hou, Y. Wu, X. Wang, H. Yu, and J. Han. Large language models can self-improve. *arXiv preprint arXiv:2210.11610*, 2022.
19. G. Izacard, M. Caron, L. Hosseini, S. Riedel, P. Bojanowski, A. Joulin, and E. Grave. Unsupervised dense information retrieval with contrastive learning, 2021.
20. V. Jeronymo, L. Bonifacio, H. Abonizio, M. Fadaee, R. Lotufo, J. Zavrel, and R. Nogueira. Inpars-v2: Large language models as efficient dataset generators for information retrieval, 2023.
21. U. Katz, M. Geva, and J. Berant. Inferring implicit relations with language models. *arXiv preprint arXiv:2204.13778*, 2022.
22. C. Li, A. Yates, S. MacAvaney, B. He, and Y. Sun. Parade: Passage representation aggregation for document reranking. *arXiv preprint arXiv:2008.09093*, 2020.
23. J. Lin, R. Nogueira, and A. Yates. Pretrained transformers for text ranking: Bert and beyond. *Synthesis Lectures on Human Language Technologies*, 14(4):1–325, 2021.

24. I. Loshchilov and F. Hutter. Decoupled weight decay regularization. In *International Conference on Learning Representations*, 2019.
25. S. Lu, D. He, C. Xiong, G. Ke, W. Malik, Z. Dou, P. Bennett, T.-Y. Liu, and A. Overwijk. Less is more: Pretrain a strong Siamese encoder for dense text retrieval using a weak decoder. In *Proceedings of the 2021 Conference on Empirical Methods in Natural Language Processing*, pages 2780–2791, Online and Punta Cana, Dominican Republic, Nov. 2021. Association for Computational Linguistics.
26. S. MacAvaney, A. Yates, A. Cohan, and N. Goharian. Cedr: Contextualized embeddings for document ranking. In *Proceedings of the 42nd International ACM SIGIR Conference on Research and Development in Information Retrieval*, pages 1101–1104, 2019.
27. M. Maia, S. Handschuh, A. Freitas, B. Davis, R. McDermott, M. Zarrouk, and A. Balahur. Wwv’18 open challenge: Financial opinion mining and question answering. In *Companion Proceedings of the The Web Conference 2018*, WWW ’18, page 1941–1942, Republic and Canton of Geneva, CHE, 2018. International World Wide Web Conferences Steering Committee.
28. R. Nogueira and K. Cho. Passage re-ranking with bert. *arXiv preprint arXiv:1901.04085*, 2019.
29. R. Nogueira, Z. Jiang, R. Pradeep, and J. Lin. Document ranking with a pretrained sequence-to-sequence model. In *Findings of the Association for Computational Linguistics: EMNLP 2020*, pages 708–718, 2020.
30. M. Nye, A. J. Andreassen, G. Gur-Ari, H. Michalewski, J. Austin, D. Bieber, D. Dohan, A. Lewkowycz, M. Bosma, D. Luan, C. Sutton, and A. Odena. Show your work: Scratchpads for intermediate computation with language models. In *Deep Learning for Code Workshop*, 2022.
31. L. Ouyang, J. Wu, X. Jiang, D. Almeida, C. L. Wainwright, P. Mishkin, C. Zhang, S. Agarwal, K. Slama, A. Ray, et al. Training language models to follow instructions with human feedback. *arXiv preprint arXiv:2203.02155*, 2022.
32. C. Raffel, N. Shazeer, A. Roberts, K. Lee, S. Narang, M. Matena, Y. Zhou, W. Li, P. J. Liu, et al. Exploring the limits of transfer learning with a unified text-to-text transformer. *J. Mach. Learn. Res.*, 21(140):1–67, 2020.
33. R. Rahimi, Y. Kim, H. Zamani, and J. Allan. Explaining documents’ relevance to search queries. *arXiv preprint arXiv:2111.01314*, 2021.
34. G. Recchia. Teaching autoregressive language models complex tasks by demonstration. *arXiv preprint arXiv:2109.02102*, 2021.
35. K. Roberts, T. Alam, S. Bedrick, D. Demner-Fushman, K. Lo, I. Soboroff, E. Voorhees, L. L. Wang, and W. R. Hersh. TREC-COVID: rationale and structure of an information retrieval shared task for COVID-19. *Journal of the American Medical Informatics Association*, 27(9):1431–1436, 07 2020.
36. S. E. Robertson, S. Walker, S. Jones, M. M. Hancock-Beaulieu, M. Gatford, et al. Okapi at trec-3. *Nist Special Publication Sp*, 109:109, 1995.
37. G. Rosa, L. Bonifacio, V. Jeronymo, H. Abonizio, M. Fadaee, R. Lotufo, and R. Nogueira. In defense of cross-encoders for zero-shot retrieval. *arXiv preprint arXiv:2212.06121*, 2022.
38. G. M. Rosa, L. Bonifacio, V. Jeronymo, H. Abonizio, M. Fadaee, R. Lotufo, and R. Nogueira. No parameter left behind: How distillation and model size affect zero-shot retrieval. *arXiv preprint arXiv:2206.02873*, 2022.
39. D. Roy, S. Saha, M. Mitra, B. Sen, and D. Ganguly. I-rex: a lucene plugin for explainable ir. In *Proceedings of the 28th ACM International Conference on Information and Knowledge Management*, pages 2949–2952, 2019.

40. K. Santhanam, O. Khattab, J. Saad-Falcon, C. Potts, and M. Zaharia. ColBERTv2: Effective and efficient retrieval via lightweight late interaction. In *Proceedings of the 2022 Conference of the North American Chapter of the Association for Computational Linguistics: Human Language Technologies*, pages 3715–3734, Seattle, United States, July 2022. Association for Computational Linguistics.
41. P. Sen, D. Ganguly, M. Verma, and G. J. Jones. The curious case of ir explainability: Explaining document scores within and across ranking models. In *Proceedings of the 43rd International ACM SIGIR Conference on Research and Development in Information Retrieval*, pages 2069–2072, 2020.
42. J. Singh and A. Anand. Interpreting search result rankings through intent modeling. *arXiv preprint arXiv:1809.05190*, 2018.
43. J. Singh and A. Anand. Posthoc interpretability of learning to rank models using secondary training data. *arXiv preprint arXiv:1806.11330*, 2018.
44. J. Singh and A. Anand. Exs: Explainable search using local model agnostic interpretability. In *Proceedings of the Twelfth ACM International Conference on Web Search and Data Mining*, pages 770–773, 2019.
45. J. Singh, Z. Wang, M. Khosla, and A. Anand. Valid explanations for learning to rank models. *arXiv preprint arXiv:2004.13972*, 2020.
46. I. Soboroff, S. Huang, and D. Harman. Trec 2018 news track overview.
47. N. Thakur, N. Reimers, and J. Lin. Domain adaptation for memory-efficient dense retrieval. *arXiv preprint arXiv:2205.11498*, 2022.
48. N. Thakur, N. Reimers, A. Rücklé, A. Srivastava, and I. Gurevych. Beir: A heterogeneous benchmark for zero-shot evaluation of information retrieval models. In *Thirty-fifth Conference on Neural Information Processing Systems Datasets and Benchmarks Track (Round 2)*, 2021.
49. P. Thomas, B. Billerbeck, N. Craswell, and R. W. White. Investigating searchers’ mental models to inform search explanations. *ACM Transactions on Information Systems (TOIS)*, 38(1):1–25, 2019.
50. A. Tombros and M. Sanderson. Advantages of query biased summaries in information retrieval. In *Proceedings of the 21st annual international ACM SIGIR conference on Research and development in information retrieval*, pages 2–10, 1998.
51. A. Turpin, Y. Tsegay, D. Hawking, and H. E. Williams. Fast generation of result snippets in web search. In *Proceedings of the 30th annual international ACM SIGIR conference on Research and development in information retrieval*, pages 127–134, 2007.
52. M. Verma and D. Ganguly. Lirme: locally interpretable ranking model explanation. In *Proceedings of the 42nd International ACM SIGIR Conference on Research and Development in Information Retrieval*, pages 1281–1284, 2019.
53. M. Völske, A. Bondarenko, M. Fröbe, B. Stein, J. Singh, M. Hagen, and A. Anand. Towards axiomatic explanations for neural ranking models. In *Proceedings of the 2021 ACM SIGIR International Conference on Theory of Information Retrieval*, pages 13–22, 2021.
54. E. Voorhees. Overview of the trec 2004 robust retrieval track, 2005-08-01 2005.
55. K. Wang, N. Thakur, N. Reimers, and I. Gurevych. Gpl: Generative pseudo labeling for unsupervised domain adaptation of dense retrieval. *arXiv preprint arXiv:2112.07577*, 2021.
56. X. Wang, J. Wei, D. Schuurmans, Q. Le, E. Chi, and D. Zhou. Self-consistency improves chain of thought reasoning in language models. *arXiv preprint arXiv:2203.11171*, 2022.

- 57. J. Xin, C. Xiong, A. Srinivasan, A. Sharma, D. Jose, and P. N. Bennett. Zero-shot dense retrieval with momentum adversarial domain invariant representations. *arXiv preprint arXiv:2110.07581*, 2021.
- 58. P. Yu, R. Rahimi, and J. Allan. Towards explainable search results: A listwise explanation generator. In *Proceedings of the 45th International ACM SIGIR Conference on Research and Development in Information Retrieval*, pages 669–680, 2022.
- 59. E. Zelikman, Y. Wu, and N. D. Goodman. Star: Bootstrapping reasoning with reasoning. *arXiv preprint arXiv:2203.14465*, 2022.
- 60. D. Zhou, N. Schärli, L. Hou, J. Wei, N. Scales, X. Wang, D. Schuurmans, O. Bousquet, Q. Le, and E. Chi. Least-to-most prompting enables complex reasoning in large language models. *arXiv preprint arXiv:2205.10625*, 2022.
- 61. H. Zhuang, Z. Qin, R. Jagerman, K. Hui, J. Ma, J. Lu, J. Ni, X. Wang, and M. Bendersky. Rankt5: Fine-tuning t5 for text ranking with ranking losses. *arXiv preprint arXiv:2210.10634*, 2022.
- 62. H. Zhuang, X. Wang, M. Bendersky, A. Grushetsky, Y. Wu, P. Mitrichev, E. Sterling, N. Bell, W. Ravina, and H. Qian. Interpretable ranking with generalized additive models. In *Proceedings of the 14th ACM International Conference on Web Search and Data Mining*, pages 499–507, 2021.