

Dirac signal processing of higher-order topological signals

Lucille Calmon,¹ Michael T. Schaub,² and Ginestra Bianconi^{1,3}

¹*School of Mathematical Sciences, Queen Mary University of London, London, E1 4NS, United Kingdom*

²*Department of Computer Science, RWTH Aachen University, Ahornstrasse 55, 52074 Aachen, Germany*

³*The Alan Turing Institute, 96 Euston Rd, London NW1 2DB, United Kingdom*

We consider topological signals corresponding to variables supported on nodes, links and triangles of higher-order networks and simplicial complexes. So far such signals are typically processed independently of each other, and algorithms that can enforce a consistent processing of topological signals across different levels are largely lacking. Here we propose Dirac signal processing, an adaptive, unsupervised signal processing algorithm that learns to jointly filter topological signals supported on nodes, links and (filled) triangles of simplicial complexes in a consistent way. The proposed Dirac signal processing algorithm is rooted in algebraic topology and formulated in terms of the discrete Dirac operator which can be interpreted as “square root” of a higher-order (Hodge) Laplacian matrix acting on nodes, links and triangles of simplicial complexes. We test our algorithms on noisy synthetic data and noisy data of drifters in the ocean and find that the algorithm can learn to efficiently reconstruct the true signals outperforming algorithms based exclusively on the Hodge Laplacian.

I. INTRODUCTION

Recently, higher-order network models [1–5] that capture non-pairwise interactions within complex systems have gained increasing attention. Indeed, a vast number of systems ranging from the brain [6, 7] to social and collaboration networks include interactions between two or more nodes that can be encoded in (simplicial) complexes and hypergraphs. Higher-order networks and simplicial complexes not only reveals the topology of data [6, 8–10] but have also have transformed our understanding of the interplay between structure and dynamics [1, 3, 11] in networked systems. In fact these higher order networks can support topological signals [12–16], i.e. variables not only associated to the nodes of a network but associated also to links, (filled) triangles and in general higher dimensional simplices of simplicial complexes. Examples of topological signals include the number of citations that a team of collaborators have acquired in their co-authored papers, and edge signals associated to the link of a network or of a simplicial complex. The latter include for instance synaptic signals and edge-signals defined on links connecting brain regions [17, 18]. Interestingly also vector fields, such as currents at different locations in the ocean [16] or speed of wind at a given altitude, can be projected into a spatial tessellations and can be treated as topological signals associated to the links of the tessellation. These topological signals reveal important aspects of the interplay between structure and dynamics on networked structures, which can be fully accounted for only by using the mathematical tools of discrete topology [19] and discrete exterior calculus [20]. On one side it has been recently shown that topological signals undergo collective phenomena that display a rich interplay between topology and dynamics [13, 14, 21–27]. On the other side topological signal data can be processed by machine learning and signal processing algorithm [12, 15, 16, 28], including neural networks [29–31] which make use of algebraic topology.

In the last years signal processing on non-Euclidean domains such as graphs has received large attention [32]. Using variants of the Hodge Laplacian operators [19, 33], these ideas have been extended to signal processing on simplicial complexes and other topological spaces [12, 15, 34–39] and found their way into extensions of graphs neural networks [28, 29, 40–43] Further current approaches build both on the Hodge Laplacians or the Magnetic Laplacian [44–46] to effectively extract information from higher-order or directed network data. However, despite great progress achieved so far, most current signal processing algorithms focus only on the filtering topological signals of a given dimension, e.g., flows on edges. Algorithms to jointly filter topological signals of different dimensions, e.g., to enforce certain consistency relationships between node and edge signals, are currently mostly lacking.

In this work we fill this gap by proposing Dirac signal processing, an algorithm which learns to jointly filter topological signals of different dimensions, coupled via appropriate boundary maps as encapsulated in the Dirac operator. This discrete Dirac operator [47–51], which was recently shown to be key to treat dynamics of topological signals of different dimensions on networks, simplicial and cell complexes [22–24], is defined as the sum between the exterior derivative and its dual and can intuitively be understood as a square root of the (Hodge) Laplacian operator. To illustrate the utility of our approach we consider a signal smoothing task, in which a regularization based on the Dirac operator is used, to filter out noise in a topological signal in an adaptive and unsupervised fashion. In particular, this improves upon an algorithm based on the normalized Dirac operator [52], that we presented in preliminary work. We test our Dirac signal processing algorithm on both synthetic and real topological signals defined on nodes, links and (filled) triangles of networks and simplicial complexes, we find a very good performance of the algorithm under a wide set of conditions which typically outperform algorithms based exclusively

on the Hodge Laplacian.

The paper is structured as follows. In Section II we provide the background on the Dirac operator and its spectral properties; in Section III we formulate Dirac signal processing; in Section IV we discuss the result obtained by applying the proposed algorithm to synthetic and real data. Finally, in Section V we provide some discussion and concluding remarks.

II. THE DIRAC OPERATOR ON SIMPLICIAL COMPLEXES AND ITS SPECTRAL PROPERTIES

A. Simplicial complexes and topological spinors

Simplicial complexes are higher-order networks [1] built from simplices. A n -dimensional simplex is a set of $n + 1$ nodes, therefore a 0-simplex is a node, a 1-simplex is a link, a 2-simplex is a triangle etc. Note that for simplifying the terminology here and in the following we will always refer to filled triangles simply as triangles. Here we consider simplicial complexes \mathcal{K} of dimension $d = 2$ formed exclusively by nodes, links and triangles which reduce to simplicial complexes of dimension $d = 1$ (networks) in absence of triangles. We indicate with $N_{[n]}$ the number of simplices of dimension n , i.e. the considered simplicial complexes have $N_{[0]}$ nodes, $N_{[1]}$ links and $N_{[2]}$ triangles. In algebraic topology [1, 53], the n -simplices are associated to an orientation, typically induced by the node labels. In our signal processing setting, each simplex of the simplicial complex \mathcal{K} is associated with a topological signal, which can describe either a node, a link or a triangle variable. Example of link signals are biological fluxes, or even electric currents. In a scientific collaboration networks topological signals can encode for instance the number of citations that each single author, each pair of co-authors and each triple of co-authors has received from their joint works.

All the topological signals defined on a given simplicial complex are captured by a *topological spinor* $\mathbf{s} \in \mathcal{C}$ which is the direct sum of signal defined on nodes, links and triangles, or equivalently,

$$\mathbf{s} = \begin{pmatrix} \mathbf{s}_0 \\ \mathbf{s}_1 \\ \mathbf{s}_2 \end{pmatrix}, \quad (1)$$

where $\mathbf{s}_n \in \mathbb{R}^{N_{[n]}}$. Hence the topological spinor encodes all signals supported on the $d = 2$ dimensional simplicial complex \mathcal{K} .

B. The Dirac operator

The Dirac operator \mathbf{D} is a linear operator that acts on the topological spinor [47, 54, 55]. In the canonical basis of topological spinors of a $d = 2$ dimensional simplicial

complex, the Dirac operator \mathbf{D} has the block structure

$$\mathbf{D} = \begin{pmatrix} 0 & \mathbf{B}_{[1]} & 0 \\ \mathbf{B}_{[1]}^\top & 0 & \mathbf{B}_{[2]} \\ 0 & \mathbf{B}_{[2]}^\top & 0 \end{pmatrix} \quad (2)$$

where $\mathbf{B}_{[n]}$ is the $N_{[n-1]} \times N_{[n]}$ boundary matrix of order $n \geq 1$ and $\mathbf{B}_{[n]}^\top$ the coboundary matrix (for the definition of boundary matrix see for instance [1]).

We notice that the Dirac operator can be considered the “square root” of the super-Laplacian operator \mathcal{L} , i.e.

$$\mathbf{D}^2 = \mathcal{L} = \begin{pmatrix} \mathbf{L}_{[0]} & 0 & 0 \\ 0 & \mathbf{L}_{[1]} & 0 \\ 0 & 0 & \mathbf{L}_{[2]} \end{pmatrix}, \quad (3)$$

where $\mathbf{L}_{[n]}$ indicates the Hodge Laplacian of dimension n , where

$$\mathbf{L}_{[0]} = \mathbf{B}_{[1]}\mathbf{B}_{[1]}^\top, \quad (4)$$

and for $n \geq 1$

$$\mathbf{L}_{[n]} = \mathbf{B}_{[n]}^\top\mathbf{B}_{[n]} + \mathbf{B}_{[n+1]}\mathbf{B}_{[n+1]}^\top. \quad (5)$$

Note that for simplicial complexes of dimension $d = 2$ we put $\mathbf{B}_{[3]} = \mathbf{0}$ while for simplicial complexes of dimension $d = 1$ (i.e. networks) we put also $\mathbf{B}_{[2]} = \mathbf{0}$.

The Hodge Laplacian $\mathbf{L}_{[n]}$ describes diffusion-like dynamics [14, 25] occurring among n -dimensional simplices and can be decomposed into two terms $\mathbf{L}_{[n]} = \mathbf{L}_{[n]}^{up} + \mathbf{L}_{[n]}^{down}$ with $\mathbf{L}_{[n]}^{up} = \mathbf{B}_{[n+1]}\mathbf{B}_{[n+1]}^\top$ and $\mathbf{L}_{[n]}^{down} = \mathbf{B}_{[n]}^\top\mathbf{B}_{[n]}$ describing diffusion through $(n+1)$ -dimensional simplices and $(n-1)$ -dimensional simplices respectively.

An important topological property is that the boundary of a boundary is null, hence $\mathbf{B}_{[n]}\mathbf{B}_{[n+1]} = \mathbf{0}$ and $\mathbf{B}_{[n+1]}^\top\mathbf{B}_{[n]}^\top = \mathbf{0}$ with $n \geq 1$.

This property has the direct consequence that

$$\mathbf{L}_{[n]}^{down}\mathbf{L}_{[n]}^{up} = \mathbf{L}_{[n]}^{up}\mathbf{L}_{[n]}^{down} = \mathbf{0}, \quad (6)$$

which implies

$$\text{im}(\mathbf{L}_{[n]}^{down}) \subseteq \ker(\mathbf{L}_{[n]}^{up}), \quad \text{im}(\mathbf{L}_{[n]}^{up}) \subseteq \ker(\mathbf{L}_{[n]}^{down}). \quad (7)$$

Therefore any signal supported on the n -dimensional simplices of a simplicial complex can be uniquely decomposed into the sum of three terms: one in the kernel of $\mathbf{L}_{[n]}$, one in the image of $\mathbf{L}_{[n]}^{up}$ and one in the image of $\mathbf{L}_{[n]}^{down}$,

$$\mathbb{R}^{N_{[n]}} = \ker(\mathbf{L}_{[n]}) \oplus \text{im}(\mathbf{L}_{[n]}^{up}) \oplus \text{im}(\mathbf{L}_{[n]}^{down}). \quad (8)$$

This decomposition is called *Hodge decomposition* and is a central result in algebraic topology. For signal defined on links, this implies a unique decomposition into an harmonic, a solenoidal and an irrotational component [1, 53].

C. Dirac decomposition

Similar to the Hodge decomposition a signal decomposition of the topological spinors based on the Dirac operator can be derived. For this, note first that the Dirac operator can be written as

$$\mathbf{D} = \mathbf{D}_{[1]} + \mathbf{D}_{[2]} \quad (9)$$

where $\mathbf{D}_{[n]}$ are defined as

$$\mathbf{D}_{[1]} = \begin{pmatrix} 0 & \mathbf{B}_{[1]} & 0 \\ \mathbf{B}_{[1]}^\top & 0 & 0 \\ 0 & 0 & 0 \end{pmatrix}, \quad \mathbf{D}_{[2]} = \begin{pmatrix} 0 & 0 & 0 \\ 0 & 0 & \mathbf{B}_{[2]} \\ 0 & \mathbf{B}_{[2]}^\top & 0 \end{pmatrix} \quad (10)$$

This implies the following properties. First, the squares of $\mathbf{D}_{[n]}$ are given by

$$\begin{aligned} \mathbf{D}_{[1]}^2 &= \mathcal{L}_{[1]} = \begin{pmatrix} \mathbf{L}_{[0]} & \mathbf{0} & \mathbf{0} \\ \mathbf{0} & \mathbf{L}_{[1]}^{down} & \mathbf{0} \\ \mathbf{0} & \mathbf{0} & \mathbf{0} \end{pmatrix}, \\ \mathbf{D}_{[2]}^2 &= \mathcal{L}_{[2]} = \begin{pmatrix} \mathbf{0} & \mathbf{0} & \mathbf{0} \\ \mathbf{0} & \mathbf{L}_{[1]}^{up} & \mathbf{0} \\ \mathbf{0} & \mathbf{0} & \mathbf{L}_{[2]}^{down} \end{pmatrix}. \end{aligned} \quad (11)$$

Secondly we note that $\mathbf{D}_{[1]}$ and $\mathbf{D}_{[2]}$ commute and satisfy

$$\mathbf{D}_{[1]}\mathbf{D}_{[2]} = \mathbf{D}_{[2]}\mathbf{D}_{[1]} = \mathbf{0} \quad (12)$$

which implies

$$\text{im}(\mathbf{D}_{[2]}) \subseteq \ker(\mathbf{D}_{[1]}), \quad \text{im}(\mathbf{D}_{[1]}) \subseteq \ker(\mathbf{D}_{[2]}). \quad (13)$$

Stated differently, we have what we call a *Dirac decomposition*:

$$\mathcal{C} = \ker(\mathbf{D}) \oplus \text{im}(\mathbf{D}_{[1]}) \oplus \text{im}(\mathbf{D}_{[2]}). \quad (14)$$

Note that the kernel of the Dirac operator, $\ker(\mathbf{D})$ is given by

$$\ker(\mathbf{D}) = \ker(\mathbf{L}_{[0]}) \oplus \ker(\mathbf{L}_{[1]}) \oplus \ker(\mathbf{L}_{[2]}) \quad (15)$$

and its dimension is therefore given by the sum of the Betti numbers β_n of the simplicial complex:

$$\dim \ker(\mathbf{D}) = \beta_0 + \beta_1 + \beta_2. \quad (16)$$

From the Dirac decomposition it follows that a signal \mathbf{s} defined on nodes, links and triangles can be decomposed uniquely into the sum of a harmonic signal $\mathbf{s}_{\text{harm}} \in \ker(\mathbf{D})$ and two signals $\mathbf{s}_{[1]}$ in the image of $\mathbf{D}_{[1]}$ and $\mathbf{s}_{[2]}$ in the image of $\mathbf{D}_{[2]}$, respectively:

$$\mathbf{s} = \mathbf{s}_{[1]} + \mathbf{s}_{[2]} + \mathbf{s}_{\text{harm}}. \quad (17)$$

Note that $\mathbf{s}_{[1]}$ is a topological spinor of non-zero elements on both nodes and links while $\mathbf{s}_{[2]}$ is a topological spinor of non-zero elements on both links and triangles. The two signal $\mathbf{s}_{[n]}$ with $\mathbf{s}_{[n]} \in \text{im}(\mathbf{D}_{[n]})$ can be written as

$$\mathbf{s}_{[n]} = \mathbf{D}_{[n]}\mathbf{w}_{[n]}, \quad (18)$$

where $\mathbf{w}_{[n]}$ can be found by minimizing

$$\mathbf{w}_n = \text{argmin}_{\mathbf{w}_{[n]}} \|\mathbf{D}_{[n]}\mathbf{w}_{[n]} - \mathbf{s}\|_2, \quad (19)$$

which leads to

$$\mathbf{w}_{[n]} = \mathbf{D}_{[n]}^\dagger \mathbf{s}, \quad (20)$$

where $\mathbf{D}_{[n]}^\dagger$ indicates the pseudoinverse of $\mathbf{D}_{[n]}$. It follows that $\mathbf{s}_{[1]}$ and $\mathbf{s}_{[2]}$ can be expressed as

$$\mathbf{s}_{[n]} = \mathbf{D}_{[n]}\mathbf{D}_{[n]}^\dagger \mathbf{s}, \quad (21)$$

with $n \in \{1, 2\}$.

D. Eigenvalues and eigenvectors of the Dirac operator

Let us now exploit the fact that $\mathbf{D}_{[n]}^2 = \mathcal{L}_{[n]}$, i.e. Eq. (11) to relate the eigenvalues of the Dirac operators $\mathbf{D}_{[n]}$ to the eigenvalues of the Hodge Laplacians $\mathbf{L}_{[n-1]}^{up}$ and $\mathbf{L}_{[n]}^{down}$. Since $\mathbf{L}_{[n-1]}^{up}$ and $\mathbf{L}_{[n]}^{down}$ are isospectral, i.e. they have the same non-zero spectrum, from Eq. (11) it follows the non-zero eigenvalues of $\mathbf{D}_{[n]}$ indicated as λ satisfy

$$\lambda = \pm\sqrt{\mu}, \quad (22)$$

where μ are the non-zero eigenvalues of $\mathbf{L}_{[n-1]}^{up}$. Therefore for any positive eigenvalue λ the operator $\mathbf{D}_{[n]}$ admits a negative eigenvalue $\lambda' = -\lambda$.

The eigenvectors associated to non-zero eigenvalues of the operator $\mathbf{D}_{[n]}$ are related by chirality for both $n = 1, 2$. To see this, let us introduce the matrices $\gamma_{[n]}$ given by

$$\gamma_{[1]} = \begin{pmatrix} \mathbf{I} & \mathbf{0} & \mathbf{0} \\ \mathbf{0} & -\mathbf{I} & \mathbf{0} \\ \mathbf{0} & \mathbf{0} & \mathbf{0} \end{pmatrix}, \quad \gamma_{[2]} = \begin{pmatrix} \mathbf{0} & \mathbf{0} & \mathbf{0} \\ \mathbf{0} & \mathbf{I} & \mathbf{0} \\ \mathbf{0} & \mathbf{0} & -\mathbf{I} \end{pmatrix}. \quad (23)$$

It is easy to check that the Dirac operator $\mathbf{D}_{[n]}$ anticommutes with $\gamma_{[n]}$, i.e.

$$\{\mathbf{D}_{[n]}, \gamma_{[n]}\} = \mathbf{D}_{[n]}\gamma_{[n]} + \gamma_{[n]}\mathbf{D}_{[n]} = \mathbf{0}. \quad (24)$$

Hence if we denote by ϕ_n^+ an eigenvector of $\mathbf{D}_{[n]}$ with eigenvalue $\lambda > 0$, i.e., we assume that

$$\mathbf{D}_{[n]}\phi_n^+ = \lambda\phi_n^+, \quad (25)$$

it follows from direct computation that $\gamma_{[n]}\phi_n^+$ is an eigenvector of $\mathbf{D}_{[n]}$ with eigenvalue $\lambda' = -\lambda$:

$$\mathbf{D}_{[n]}(\gamma_{[n]}\phi_n^+) = -\gamma_{[n]}\mathbf{D}_{[n]}\phi_n^+ = -\lambda(\gamma_{[n]}\phi_n^+). \quad (26)$$

This proves that for any eigenvector ϕ_n^+ of $\mathbf{D}_{[n]}$, corresponding to a positive eigenvalue λ there is an eigenvector $\phi_n^- = \gamma_{[n]}\phi_n^+$ corresponding to the negative eigenvalue $\lambda' = -\lambda$.

The Dirac decomposition given by Eq.(14) implies that non-zero eigenvalues of the Dirac operator \mathbf{D} are either non-zero eigenvalues of $\mathbf{D}_{[1]}$ or non zero eigenvalues of $\mathbf{D}_{[2]}$. Moreover the non-zero eigenvectors of \mathbf{D} are either non-zero eigenvectors of $\mathbf{D}_{[1]}$ or non zero eigenvectors of $\mathbf{D}_{[2]}$. Therefore the matrix Φ of the eigenvectors of \mathbf{D} can be written as

$$\Phi = [\Phi_{[1]} \quad \Phi_{[2]} \quad \Phi_{\text{harm}}]. \quad (27)$$

where $\Phi_{[n]}$ is the matrix of the eigenvectors $\phi_n \in \text{im}(\mathbf{D}_{[n]})$ with $n \in \{1, 2\}$ and Φ_{harm} is the matrix of eigenvectors forming a basis for $\ker(\mathbf{D})$. The generic (non-normalized) eigenvectors ϕ_n^+ and ϕ_n^- associated to positive and negative eigenvalues of the Dirac operator $\mathbf{D}_{[n]}$ respectively have opposite chirality and can be written as

$$\begin{aligned} \phi_1^+ &= \begin{pmatrix} \mathbf{u}_1 \\ \mathbf{v}_1 \\ \mathbf{0} \end{pmatrix}, & \phi_1^- &= \begin{pmatrix} \mathbf{u}_1 \\ -\mathbf{v}_1 \\ \mathbf{0} \end{pmatrix} \\ \phi_2^+ &= \begin{pmatrix} \mathbf{0} \\ \mathbf{u}_2 \\ \mathbf{v}_2 \end{pmatrix}, & \phi_2^- &= \begin{pmatrix} \mathbf{0} \\ \mathbf{u}_2 \\ -\mathbf{v}_2 \end{pmatrix}, \end{aligned} \quad (28)$$

where $\mathbf{u}_n, \mathbf{v}_n$ indicate the left and right singular vectors of $\mathbf{B}_{[n]}$. Let us indicate with $\mathbf{U}_{[n]}, \mathbf{V}_{[n]}$, the matrices formed by left ($\mathbf{U}_{[n]}$) and right ($\mathbf{V}_{[n]}$) singular vectors of $\mathbf{B}_{[n]}$.

We can then assemble a matrix of (non-normalized) eigenvectors $\Phi_{[n]}$ with $n \in \{1, 2\}$ in the form

$$\Phi_{[1]} = \begin{bmatrix} \mathbf{U}_{[1]} & \mathbf{U}_{[1]} \\ \mathbf{V}_{[1]} & -\mathbf{V}_{[1]} \\ \mathbf{0} & \mathbf{0} \end{bmatrix}, \quad \Phi_{[2]} = \begin{bmatrix} \mathbf{0} & \mathbf{0} \\ \mathbf{U}_{[2]} & \mathbf{U}_{[2]} \\ \mathbf{V}_{[2]} & -\mathbf{V}_{[2]} \end{bmatrix}. \quad (29)$$

Importantly, there is always a basis in which the harmonic eigenvectors can be localized only on 0, 1 and 2 dimensional simplices, i.e., we have:

$$\Phi_{\text{harm}} = \begin{bmatrix} \mathbf{U}_{\text{harm}} & \mathbf{0} & \mathbf{0} \\ \mathbf{0} & \mathbf{V}_{\text{harm}} & \mathbf{0} \\ \mathbf{0} & \mathbf{0} & \mathbf{Z}_{\text{harm}} \end{bmatrix}. \quad (30)$$

We remark that it is further possible to define a (weighted) normalized Dirac operators [52, 55]. In this paper we focus exclusively on the unnormalized Dirac operator. However, all algorithms we derive in the following can be also be formulated in terms of the normalized Dirac operator.

III. DIRAC SIGNAL PROCESSING

A. Problem Setup and Dirac signal processing algorithm

To illustrate how the Dirac operator can be used for joint signal processing of topological signals, we consider

a filtering problem. Specifically, we are interested in a scenario in which we observe a noisy signal:

$$\tilde{\mathbf{s}} = \mathbf{s} + \boldsymbol{\epsilon} \quad (31)$$

where \mathbf{s} is the true signal vector we wish to reconstruct and $\boldsymbol{\epsilon}$ is noise. For simplicity, we consider the case in which the true signal has norm one $\|\mathbf{s}\|_2 = 1$.

Most works in the literature so far (see, e.g., [34, 35] for an overview) have considered this problem setup from a smoothing perspective, using the assumption that \mathbf{s} is approximately harmonic. In this case, one can use an optimization formulation of the following form:

$$\min_{\hat{\mathbf{s}}} [\|\hat{\mathbf{s}} - \tilde{\mathbf{s}}\|_2^2 + \tau \hat{\mathbf{s}}^\top \mathcal{L} \hat{\mathbf{s}}], \quad (32)$$

whose solution is given by

$$\hat{\mathbf{s}} = [\mathbf{I} + \tau \mathcal{L}]^{-1} \tilde{\mathbf{s}}, \quad (33)$$

to yield an estimate $\hat{\mathbf{s}}$ which acts as a ‘‘low pass’’ filter and attenuates signal components associated to eigenvectors with high eigenvalues (high frequencies) of \mathcal{L} , while attenuating signal components associated to eigenvectors with small eigenvalues (low frequencies) less, and leaving harmonic components completely unaltered. As the eigenvalues of the above filter are of the form $1/(1 + \tau \lambda_i)$, the parameter τ regulates the steepness of this attenuation: the larger τ the more the higher-frequencies (eigenvalues) are attenuated and filtered out.

In contrast, in the following we are interested in a more general problem setup, in which we know that the true signal is effectively localized in a subspace spanned by eigenvectors of the Dirac (respectively, super-Laplacian) operator, but we *do not know* which subspace this is. In other words, we do not know *a priori* to which eigenvalues (frequencies) the relevant eigenvectors are associated, but we nevertheless want to establish an algorithm that can filter in an unsupervised way the relevant components.

To simplify our exposition (and deviate from most previously problem formulations), we will thus consider that our true signal is orthogonal to the harmonic space, i.e. $\mathbf{s}_{\text{harm}} = \mathbf{0}$.

We now observe that, since all the considered vectors $\mathbf{s}, \tilde{\mathbf{s}}$ and $\boldsymbol{\epsilon}$ belong to the space of topological spinors \mathcal{C} defined in Sec. II, according to Dirac decomposition (see Equation (17)) there is a unique way to write them as

$$\begin{aligned} \tilde{\mathbf{s}} &= \tilde{\mathbf{s}}_{[1]} + \tilde{\mathbf{s}}_{[2]} + \tilde{\mathbf{s}}_{\text{harm}} \\ \mathbf{s} &= \mathbf{s}_{[1]} + \mathbf{s}_{[2]} + \mathbf{s}_{\text{harm}}, \\ \boldsymbol{\epsilon} &= \boldsymbol{\epsilon}_{[1]} + \boldsymbol{\epsilon}_{[2]} + \boldsymbol{\epsilon}_{\text{harm}} \end{aligned} \quad (34)$$

where $\tilde{\mathbf{s}}_{[n]}, \mathbf{s}_{[n]}$ and $\boldsymbol{\epsilon}_{[n]}$ can be calculated using Eq.(21). It follows that our task can be decomposed equivalently into the problem of reconstructing the two signal vectors $\mathbf{s}_{[1]}$ and $\mathbf{s}_{[2]}$ from

$$\begin{aligned} \tilde{\mathbf{s}}_{[1]} &= \mathbf{s}_{[1]} + \boldsymbol{\epsilon}_{[1]}, \\ \tilde{\mathbf{s}}_{[2]} &= \mathbf{s}_{[2]} + \boldsymbol{\epsilon}_{[2]}, \end{aligned} \quad (35)$$

where we indicate the reconstructed signal as

$$\hat{\mathbf{s}} = \hat{\mathbf{s}}_{[1]} + \hat{\mathbf{s}}_{[2]}. \quad (36)$$

Here, $\hat{\mathbf{s}}_{[1]}$ is a signal associated to $\text{im}(\mathbf{D}_{[1]})$ and supported on nodes and links only, and $\hat{\mathbf{s}}_{[2]} \in \text{im}(\mathbf{D}_{[2]})$ is a signal solely supported on links and triangles. Similar to the low-pass setting, to estimate $\mathbf{s}_{[n]}$ based on the observed signals $\tilde{\mathbf{s}}_{[1]}$ and $\tilde{\mathbf{s}}_{[2]}$ we now propose to solve an optimization problem of the following form

$$\min_{\hat{\mathbf{s}}_{[n]}} \left[\|\hat{\mathbf{s}}_{[n]} - \tilde{\mathbf{s}}_{[n]}\|_2^2 + \tau \hat{\mathbf{s}}_{[n]}^\top \mathbf{Q}_{[n]} \hat{\mathbf{s}}_{[n]} \right]. \quad (37)$$

where now, however, $\mathbf{Q}_{[n]}$ acts as a quadratic regularizer that depends on a matrix polynomial $\mathbf{Q}_{[n]}$ of the Dirac operator:

$$\mathbf{Q}_{[n]} = \sum_{j=0}^K a_j \mathbf{D}_{[n]}^j. \quad (38)$$

Here a_i are coefficients, which have to be chosen such that $\mathbf{Q}_{[n]}$ is positive (semi-)definite to yield a well defined problem. Note that for $a_2 = 1$ and $a_j = 0$ for $j \neq 2$ this reduces to the block-diagonal standard Hodge-Laplacian kernel \mathcal{L} [12, 35] (see Eq. (3)), and thus the topological signals of different dimension are filtered *independently* in this setting.

In the following we focus on a particular positive definite choice of $\mathbf{Q}_{[n]}$ suitable for our task of filtering out signal components with an adjustable frequency (associated eigenvalue):

$$\mathbf{Q}_{[n]}(z) = (\mathbf{D}_{[n]} - m_n \mathbf{I})^2, \quad (39)$$

where m_n is an *a priori* unknown constant that can be used to tune the filtering procedure. The solution of the optimization problem defined in Eq.(37) is then

$$\hat{\mathbf{s}}_{[n]} = [\mathbf{I} + \tau(\mathbf{D}_{[n]} - m_n \mathbf{I})^2]^{-1} \tilde{\mathbf{s}}_{[n]}. \quad (40)$$

which shows that signals aligned with eigenvectors corresponding to eigenvalues $\lambda \sim m_n$ will be attenuated least. Observe that, indeed, if we set $m_1 = m_2 = 0$, we recover a standard Hodge Laplacian kernel, which promotes harmonic signals.

An essential question now is, of course, how we should set m_n in the absence of a priori information about the true signal. Here we utilize the following observation to develop our Dirac signal processing algorithm. If we had access to the true signals $\mathbf{s}_{[n]}$, and we knew that these were associated to predominantly to a specific eigenvalue λ , then we should set $m_n = \lambda$. Equivalently, we could use the information about $\mathbf{s}_{[n]}$ and $\mathbf{D}_{[n]}$ to compute m_n as:

$$m_n = \frac{\mathbf{s}_{[n]}^\top \mathbf{D}_{[n]} \mathbf{s}_{[n]}}{\mathbf{s}_{[n]}^\top \mathbf{s}_{[n]}} = \lambda, \quad (41)$$

which follows from simple computations (observe that we are effectively computing a Rayleigh quotient). Crucially, while the true signal components are of course not

available, for not too large signal-to-noise ratios, we may compute a proxy of the above statistic from the observed data.

The optimization problem (37) can be then solved iteratively, by first solving the optimization problem finding $\hat{\mathbf{s}}_{[n]}$ with the currently estimated value \hat{m}_n , and then refining the estimate \hat{m}_n using $\hat{\mathbf{s}}_{[n]}$, with

$$\begin{aligned} \hat{\mathbf{s}}_{[n]} &= [\mathbf{I} + \tau(\mathbf{D}_{[n]} - \hat{m}_n \mathbf{I})^2]^{-1} \tilde{\mathbf{s}}_{[n]}, \\ \hat{m}_n &= \frac{\hat{\mathbf{s}}_{[n]}^\top \mathbf{D}_{[n]} \hat{\mathbf{s}}_{[n]}}{\hat{\mathbf{s}}_{[n]}^\top \hat{\mathbf{s}}_{[n]}}. \end{aligned} \quad (42)$$

This leads to the following unsupervised *Dirac signal processing* algorithm:

Require: Initial guess $\hat{m}_n^{(0)}$, Convergence threshold δ , Learning rate η , Measured data $\tilde{\mathbf{s}}_{[n]}$

```

t ← 0
 $\hat{m}_n(t=0) \leftarrow \hat{m}_n^{(0)}$ 
while  $|\hat{m}_n(t) - \hat{m}_n(t-1)| < \delta$  do
  t ← t + 1
   $\hat{\mathbf{s}}_{[n]} \leftarrow [\mathbf{I} + \tau(\mathbf{D}_{[n]} - \hat{m}_n \mathbf{I})^2]^{-1} \tilde{\mathbf{s}}_{[n]}$ 
   $\hat{m}_n(t+1) \leftarrow (1 - \eta)\hat{m}_n(t) + \eta \frac{\hat{\mathbf{s}}_{[n]}^\top \mathbf{D}_{[n]} \hat{\mathbf{s}}_{[n]}}{\hat{\mathbf{s}}_{[n]}^\top \hat{\mathbf{s}}_{[n]}}$ 
end while

```

Here we indicate the iteration of the algorithm with t , and require as parameters a convergence threshold δ , an initial guess for m_n , denoted by $\hat{m}_n^{(0)}$, and need to set a learning rate $0 < \eta \leq 1$ for \hat{m}_n .

Note that the initial guess $\hat{m}_n^{(0)}$ may of course be computed by a Rayleigh coefficient using the observed data as well. This strategy is in particular well suited if the signal-to-noise ratio is reasonably large; for a very low signal to noise ratio a good guess can be crucial to ensure effective convergence to a good approximation of the true m_n , however.

An intuitive description of how the algorithm works is as follows. As discussed, the parameter $m_n(t)$ serves as an estimate of the eigenvalue(s) of the dominant eigenvector contribution(s) that can be found in the signal. This estimate $m_n(t)$ will then be used for a filtering round and thus will attenuate the frequencies around $m_n(t)$ the least. For a sufficiently close guess, this will result in an even better estimate of the dominant signal part, and thus will lead to a convergence of the algorithm, by "locking in" the desired frequency components automatically in a data driven way. We remark that in practice some deviation of the true signal from a single frequency is tolerable, as long as the set of relevant eigenvalues remains reasonably compact.

If the true signal $\mathbf{s}_{[n]}$ is known, the performance of the algorithm can be evaluated by monitoring the error

$$\Delta s_n = \|\tilde{\mathbf{s}}_{[n]} - \mathbf{s}_{[n]}\|_2, \quad (43)$$

within the loop as a function of the iteration count t .

Note that the algorithm above is adaptive in that the filtering will automatically adjust according to the initial input provided. This contrast with the preliminary work

we presented in [52], in which we further adopted a different (fixed) regularizer and worked with the normalized Dirac operator instead.

B. Numerical Experiments

We conducted several numerical experiments on synthetic and real world data as described in the following.

1. Synthetic signals

For synthetic data on networks and simplicial complexes in which the true (or noisy) topological signals are not available, the signal \mathbf{s} is taken to be the linear composition of two signals $\mathbf{s}_{[1]}$ and $\mathbf{s}_{[2]}$ with $\mathbf{s}_{[n]}$ aligned with a single eigenvector of $\mathbf{D}_{[n]}$ corresponding to a non-degenerate eigenvalue (either ϕ_n^+ or ϕ_n^- for any choice of $n \in \{1, 2\}$).

In particular we have

$$\mathbf{s} = \mathbf{s}_{[1]} + \mathbf{s}_{[2]} \quad (44)$$

with

$$\mathbf{s}_{[1]} = \phi_1^\pm, \quad \mathbf{s}_{[2]} = \phi_2^\pm, \quad (45)$$

where ϕ_n^\pm are defined in Eq. (28). Note that choosing both $\mathbf{s}_{[1]}$ and $\mathbf{s}_{[2]}$ proportional to eigenvectors associated to positive eigenvalues is a useful convention but the method works also with any other combination of eigenvectors associated to positive and negative eigenvalues.

Additionally, we can consider signals $\mathbf{s}_{[n]}$ built from linear combination of the eigenvectors of the Dirac operator with Gaussian coefficients, i.e.

$$\mathbf{s}_{[n]} = \sum_{\lambda \neq 0} c_\lambda \phi_n(\lambda) \quad (46)$$

where $\phi_n(\lambda)$ indicates the eigenvector of $\mathbf{D}_{[n]}$ with eigenvalue λ and $c_\lambda = 1/\mathcal{Z} \exp(-(\lambda - \bar{\lambda})^2/2\hat{\sigma})$ where \mathcal{Z} is a normalization constant ensuring $\|\mathbf{s}_{[n]}\|_2 = 1$ and $\bar{\lambda}, \hat{\sigma}$ are two parameters determining $\mathbf{s}_{[n]}$.

2. Signals generated from real-world data

For several real-world datasets there are topological signals available only for a subset of dimensions of interest. For instance, we might have network datasets formed by nodes and links where only node signals, or only link signal are available. Analogously, for a simplicial complex of dimension two, formed by nodes, links and triangles, we may have only access to signals supported on the links. In these cases we can use the available real-world data to generate synthetic datasets as follows. To generate the signals for the dimensions in which we have no measurements, we simply apply the Dirac operator to

the observed signal, thus generating signals in all adjacent dimensions. More precisely, let $\boldsymbol{\sigma}$ indicate the topological spinor defined on nodes, links and triangles, that has non-zero elements only in one observed dimension. We then set our signal to:

$$\mathbf{s}_{[n]} = c_n(\boldsymbol{\sigma} + \mathbf{D}_{[n]}\boldsymbol{\sigma}), \quad (47)$$

where c_n is a normalization constant that we set to enforce the condition $\|\mathbf{s}_{[n]}\|_2 = 1$. Hence, if $\boldsymbol{\sigma}$ is defined only on nodes $\mathbf{s} = \mathbf{s}_{[1]} + \mathbf{s}_{[2]}$ will be defined on both nodes and links, if $\boldsymbol{\sigma}$ is defined only on links $\mathbf{s} = \mathbf{s}_{[1]} + \mathbf{s}_{[2]}$ will be defined on nodes, links and triangles for simplicial complexes of dimension two.

3. Noise Model

We model the noise vector $\boldsymbol{\epsilon}$ as a standard Gaussian random vector, with elements drawn independently and identically at random:

$$\mathbf{x} \sim \mathcal{N}(0, \mathbf{I}). \quad (48)$$

The noise vector $\boldsymbol{\epsilon}_{[n]}$ within each subspace $\text{im}(\mathbf{D}_{[n]})$ ($n = 1, 2$) can then be computed as:

$$\boldsymbol{\epsilon}_{[n]} = \alpha_n \frac{\mathbf{D}_{[n]}\mathbf{D}_{[n]}^\dagger \mathbf{x}}{\sqrt{D_n}} \quad (49)$$

where $D_n = |\text{im}(\mathbf{D}_{[n]})|$ is the dimension of the non-harmonic subspace of \mathbf{D}_n . This ensures that on expectation the noise is normalised to α_n on $\text{im}(\mathbf{D}_1)$ (i.e., nodes and links), or $\text{im}(\mathbf{D}_2)$ (i.e., links and triangles), respectively. To quantify the noise within each subspace of the measured signal $\tilde{\mathbf{s}}_n = \mathbf{s}_{[n]} + \boldsymbol{\epsilon}_{[n]}$, we define the signal to noise ratio as

$$\text{snr} = \frac{\|\mathbf{s}_{[n]}\|_2^2}{\|\boldsymbol{\epsilon}_{[n]}\|_2^2} \quad (50)$$

Since $\|\mathbf{s}_{[n]}\|_2^2 = 1$ by construction, this quantity is in expectation $1/\alpha_n^2$.

IV. RESULTS

A. Application to the Florentine-Families network dataset

To start with, we validate our algorithm on a network dataset, i.e. a simplicial complex of dimension one, only formed by nodes and links. In particular, we consider the marriage layer of the Florentine Families multiplex network [56]. This network is formed by $N_{[0]} = 15$ nodes and $N_{[1]} = 20$ links. The number of triads (2-simplices) is taken to be zero, i.e. $N_{[2]} = 0$ so that $\mathbf{D}_{[2]} = \mathbf{0}$. We consider as true signal either the eigenvector corresponding

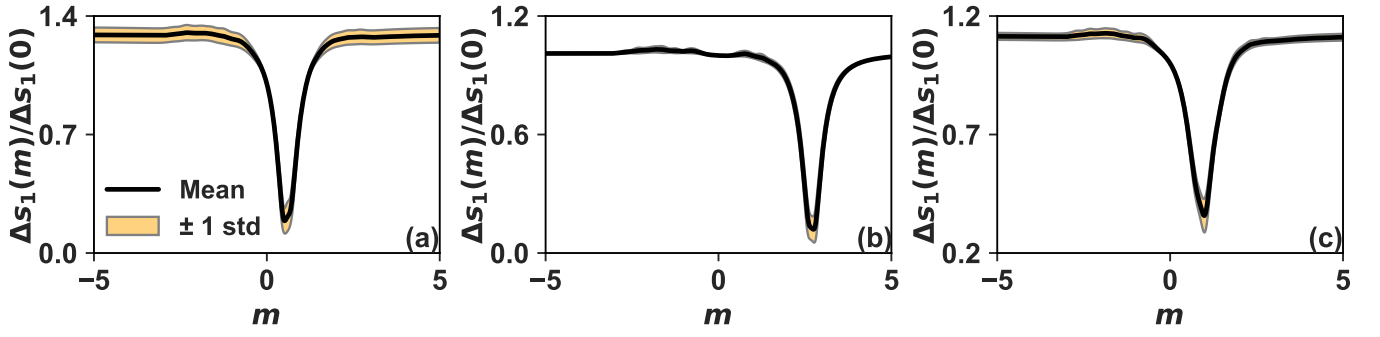


FIG. 1. The ratio between the error in the filtered signal, $\Delta s_1(m)$, and the error obtained with the Hodge Laplacian filtering algorithm $\Delta s_1(0)$, is shown for different values of the parameter m on the Florentine Families network of marriage relations [56]. The true signal is given by the eigenvector with smallest (panel (a)) and largest (panel (b)) positive eigenvalue of the Dirac operator. Panel (c) presents the relative error in the case of true signal built as a linear combination of eigenmodes with Gaussian coefficients centred at $\bar{\lambda} = 1$ with standard deviation $\hat{\sigma} = 0.2$. The ratio $\Delta s_1(m)/\Delta s_1(0)$ displays a minimum where the parameter m is equal to the true m of the signal. The parameters are $\alpha_1 = 0.6$ and $\tau = 10$. The relative error shown is averaged over 500 iterations, and the shaded region corresponds to the ± 1 standard deviation interval around the mean.

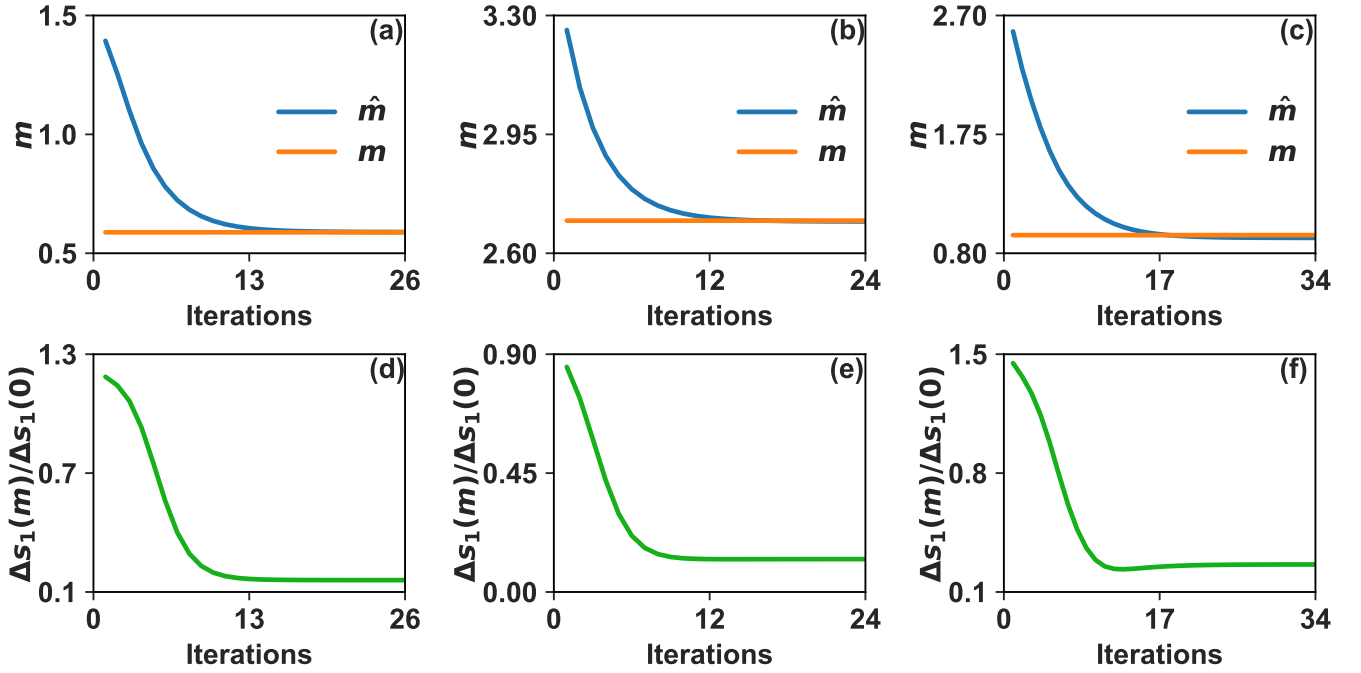


FIG. 2. We illustrate the learning process of the Dirac signal processing over consecutive iterations of the algorithm applied to the Florentine Families network of marriage relations. Panels (a)-(c) compare the learned value \hat{m} to the true m of the pure signal during the learning progresses until the algorithm converges. Panels (d)-(f) present the relative error $\Delta s(m)/\Delta s(0)$, where $\Delta s(0)$ represents the error in the estimated signal with the Hodge Laplacian ($m = 0$). This error greatly reduces over the optimization. In panels (a) and (d), the true signal is given by the eigenvector of the Dirac operator with smallest (positive) eigenvalue in magnitude. In panels (b) and (e), it is given by the eigenvector with largest (positive) eigenvalue. In panels (c) and (f) the true signal is instead a linear combination of Dirac eigenmodes with Gaussian coefficients centred at $\bar{\lambda} = 1$, with standard deviation $\hat{\sigma} = 0.2$ of the Dirac eigenvectors. The parameters are $\alpha_1 = 0.5$, $\tau = 7$ in panels (a), (b), (d), (e) and $\tau = 2$ in panels (c) and (f), $\eta = 0.3$, $\delta = 10^{-4}$ and $m_1^{(0)} = 1.5$ in panels (a) and (d) and $m_1^{(0)} = 3$ in panels (b), (c), (e) and (d). The signal to noise ratio are respectively 5.15, 4.52 and 3.61 in the first, second and third column.

to the largest positive or to the smallest positive eigenvalue,

$$\mathbf{s} = \mathbf{s}_{[1]} = \phi_1^+. \quad (51)$$

To illustrate the effect of the parameter m_n , we initially filter a noisy signal on this network by tuning the parameter $m_1 = m$ rather than learning it, as shown in Fig. 1. The error $\Delta s_1(m)$ in the reconstructed signal de-

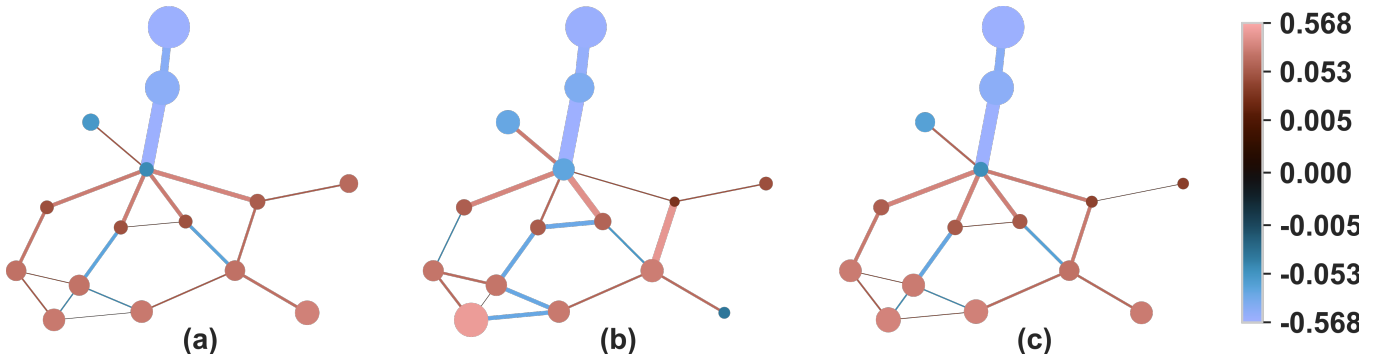


FIG. 3. Visualization of the true signal (panel (a)) the noisy signal (panel (b)) and the filtered signal (panel (c)) defined on nodes and links of the Florentine Family network [56]. The true signal is given by the eigenvector of the Dirac operator with smallest eigenvalue. The parameter α_1 is taken to be 0.6, and the signal to noise ratio is 3.29. The filtered signal is obtained with $\tau = 10$, $m_1 = 0.5$, $\eta = 0.1$ and $\delta = 10^{-4}$. The error is $\Delta s_1 = 0.14$. The nodes' sizes and edges' widths are proportional to the local value of the signal considered. The magnitude of the colorscale is logarithmic, except in the interval $[-0.005, 0.005]$ where it is linear.

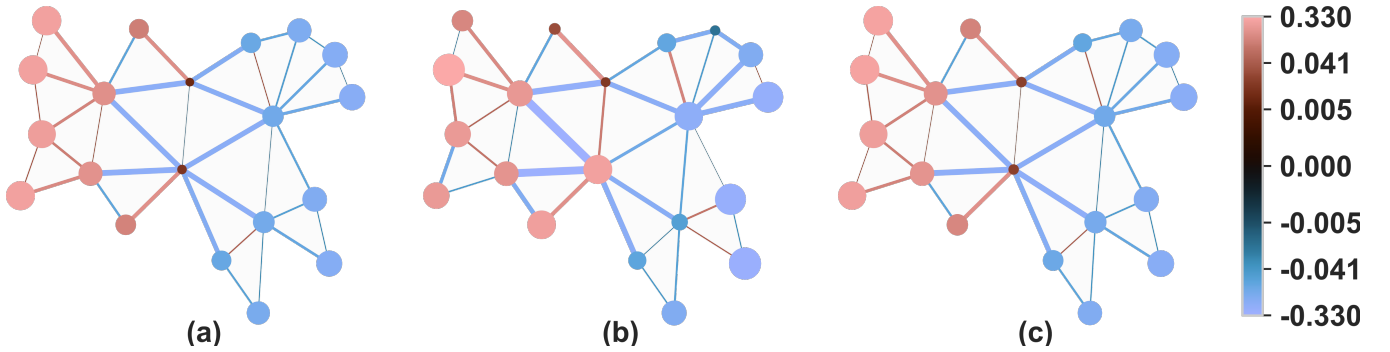


FIG. 4. Visualization of the true signal (panel (a)) the noisy signal (panel (b)) and the filtered signal (panel (c)) defined on the nodes and links of a single realization of the NGF network [57] with parameters $s_{NGF} = 0$ and $\beta_{NGF} = 0$. The true signal is given by the eigenvector of the Dirac operator with smallest eigenvalue. The parameter α_1 is taken to be 0.7, and the signal to noise ratio is 2.62. The filtered signal is obtained with $\tau = 10$, $m_1 = 1.1$, $\eta = 0.1$ and $\delta = 10^{-4}$. The error obtained is $\Delta s_1 = 0.06$. The nodes' sizes and edges' widths are proportional to the local value of the signal considered. The magnitude of the colorscale is logarithmic, except in the interval $[-0.005, 0.005]$ where it is linear.

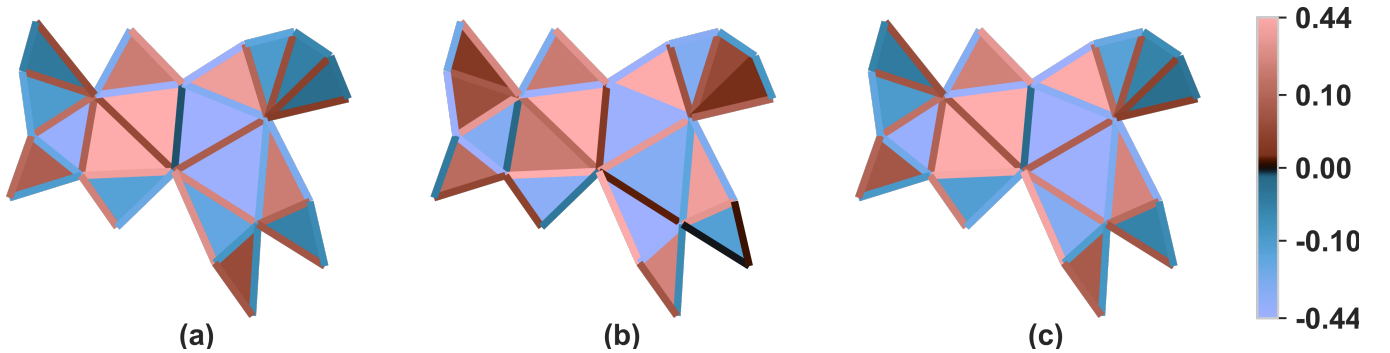


FIG. 5. Visualization of the true signal (panel (a)) the noisy signal (panel (b)) and the filtered signal (panel (c)) defined on the links and triangles of a single realization of the NGF network [57] with parameters $s_{NGF} = 0$ and $\beta_{NGF} = 0$. The true signal is given by the eigenvector of the Dirac operator with smallest eigenvalue. The parameter α_2 is taken to be 0.7, and the signal to noise ratio is 2.16. The filtered signal is obtained with $\tau = 10$, $m_2 = 1.6$, $\eta = 0.1$ and $\delta = 10^{-4}$. The error obtained is $\Delta s_2 = 0.1$. The magnitude of the colorscale is logarithmic, except in the interval $[-0.2, 0.2]$ where it is linear.

finied in Eq. (43) shows a drastic dip for $m = \lambda$ where λ is the eigenvalue corresponding to the true signal. Note

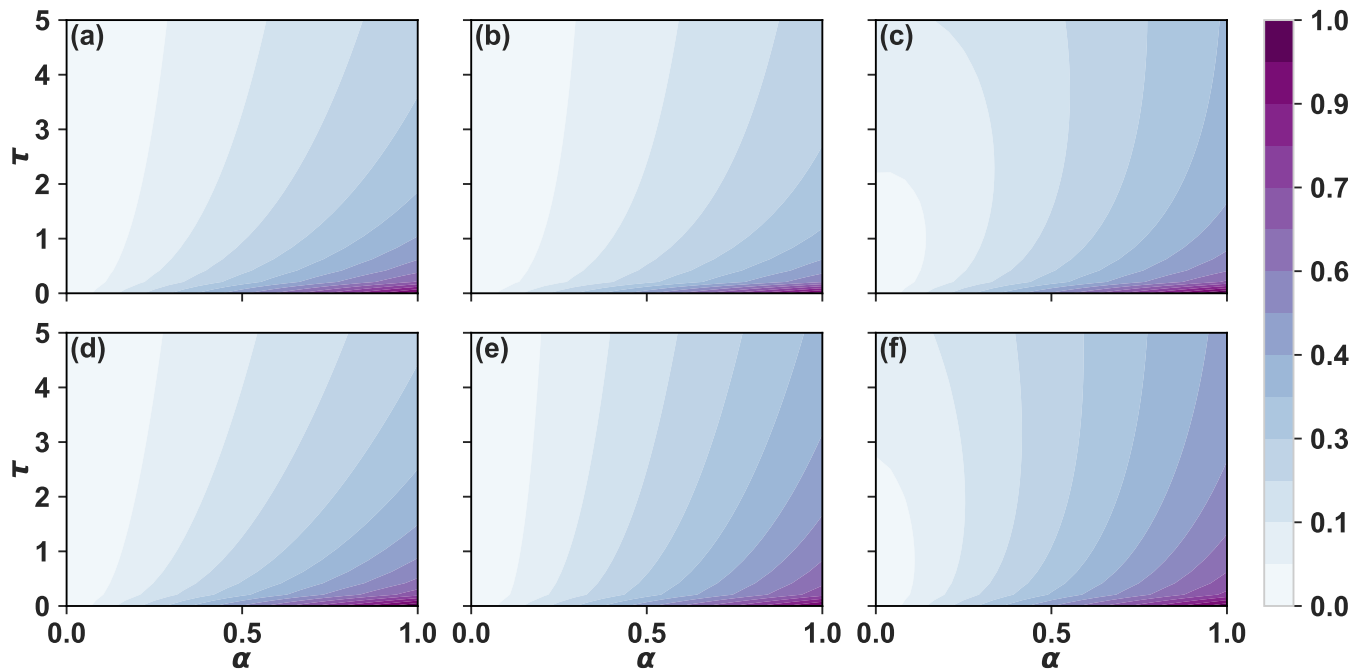


FIG. 6. The absolute error in the reconstructed signal with optimised $m \Delta s_n(m)$ is shown as τ and α_n vary. Different panels correspond to the results obtained adopting different true signals. In panels (a) and (d) the true signal is given by the eigenvector with (positive) smallest eigenvalue of respectively $D_{[1]}$ and $D_{[2]}$. In panels (b), (e), the true signal is given by the eigenvector with (positive) largest eigenvalue of respectively $D_{[1]}$ and $D_{[2]}$. In panels (c) and (f) the true signal is given by a linear combination (with Gaussian coefficients) of eigenmodes of $D_{[1]}$ and $D_{[2]}$ eigenvectors respectively. In both cases the Gaussian coefficients are centred at $\bar{\lambda} = 1$ and have standard deviation $\hat{\sigma} = 0.2$. The error shown is averaged over 10 realisations of noise. The parameters taken are $m_1^{(0)} = m_2^{(0)} = 1$ in panels (a), (d), $m_1^{(0)} = m_2^{(0)} = 3$ in panels (b), (e) and $m_1^{(0)} = m_2^{(0)} = 2$ in panels (c), (f). The other parameters are $\eta = 0.3$ and $\delta = 10^{-4}$ for all panels.

that the minimal value of the error $\Delta s_1(m)$ obtained with the optimal choice of the parameter $m = \lambda \neq 0$ is much smaller than the error $\Delta s_1(m = 0)$ that can be obtained with a standard signal processing algorithm using only the Hodge Laplacian, i.e. the algorithm obtained for $m = 0$. This effect can be observed independently of the choice of the eigenvector chosen for the true signal (see Figure 1). Also considering a true signal formed by a linear combination of positive eigenvectors with Gaussian coefficients, can still lead to a well defined minimum of the relative error $\Delta s_1(m)/\Delta s_1(0)$ (see Figure 1c).

Furthermore, using the Dirac signal processing algorithm, we can learn the value of parameter m . This is illustrated in Fig. 2 where we show the learned parameter \hat{m} versus the true parameter m as a function of the number of iterations of the algorithm, for signals aligned with single positive eigenvectors, as well as constructed as linear combination of different eigenvectors with Gaussian coefficients. In all cases, the proposed filtering is able to reconstruct the true signal much more closely than the Hodge-Laplacian filter, as revealed in the bottom row of Fig. 2. Furthermore, the filtering proposed reconstructs the considered signals with significant error reduction compared to the noisy signal input. We find for the signal built as a linear combination of

Dirac eigenmodes with Gaussian coefficients considered in Fig. 2, the reduction reached is approximately 65%. For single eigenvectors, this furthermore can reach up to 90%.

This performance is illustrated visually in Fig. 3 where we compare in panel (a), (b) and (c) the true signal $\mathbf{s}_{[1]}$, the measured signal with random noise added and the reconstructed signal $\hat{\mathbf{s}}_{[1]}$. The reconstructed signal shows excellent visual agreement with the true signal.

B. Application to the simplicial complex model NGF

The Network Geometry with Flavor (NGF) is a very comprehensive model of growing simplicial complexes able to generate discrete manifolds and more general structures, whose skeleton has high clustering coefficient and high modularity. In certain limits the NGF reduces to existing models such as the Barabasi-Albert model or the Apollonian random graph model. Here we consider an NGF dataset of dimension $d = 2$, i.e. formed by nodes, links and triangles which is a discrete manifold and can be generated by setting the NGF model parameters to $s_{NGF} = -1$ (flavor) and $\beta_{NGF} = 0$ (inverse temperature). This generates discrete manifolds of dimension

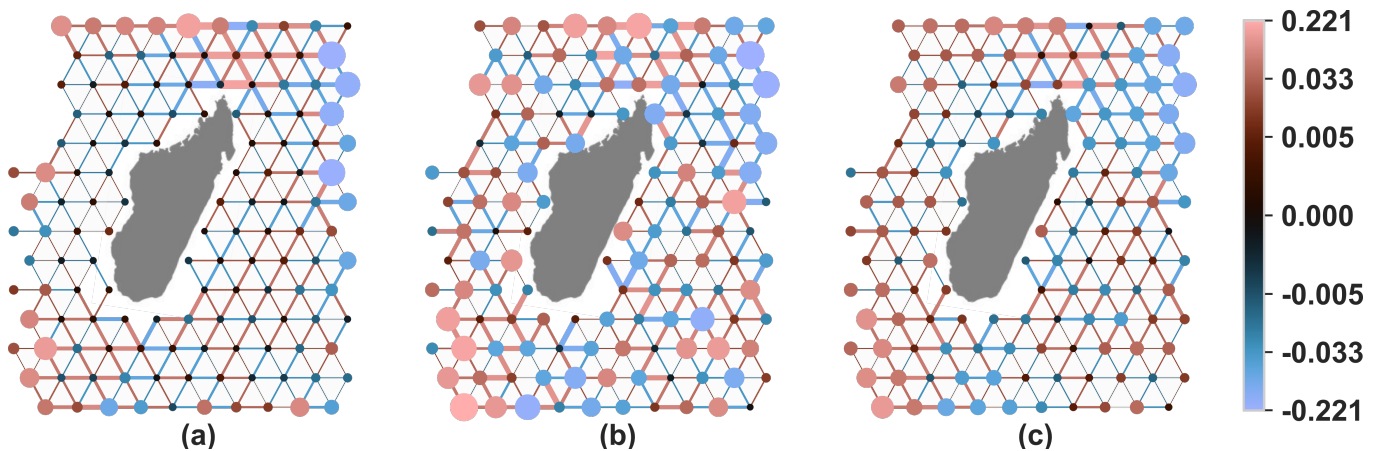


FIG. 7. Visualization of the true signal (panel (a)) the noisy signal (panel (b)) and the filtered signal (panel (c)) defined on the nodes and links obtained from the drifter dataset on the shore of Madagascar [58]. The parameter α_1 is taken to be 1, and the signal to noise ratio is 1.1. The filtered signal is obtained with $\tau = 0.5$, $m_1^{(0)} = 1.1$, $\eta = 0.3$ and $\delta = 10^{-4}$. The obtained error is $\Delta s_1 = 0.50$. The nodes' sizes and edges' widths are proportional to the local value of the signal considered. The magnitude of the colorscale is logarithmic, except in the interval $[-0.005, 0.005]$ where it is linear. The island of Madagascar is shown for visualization purposes only.

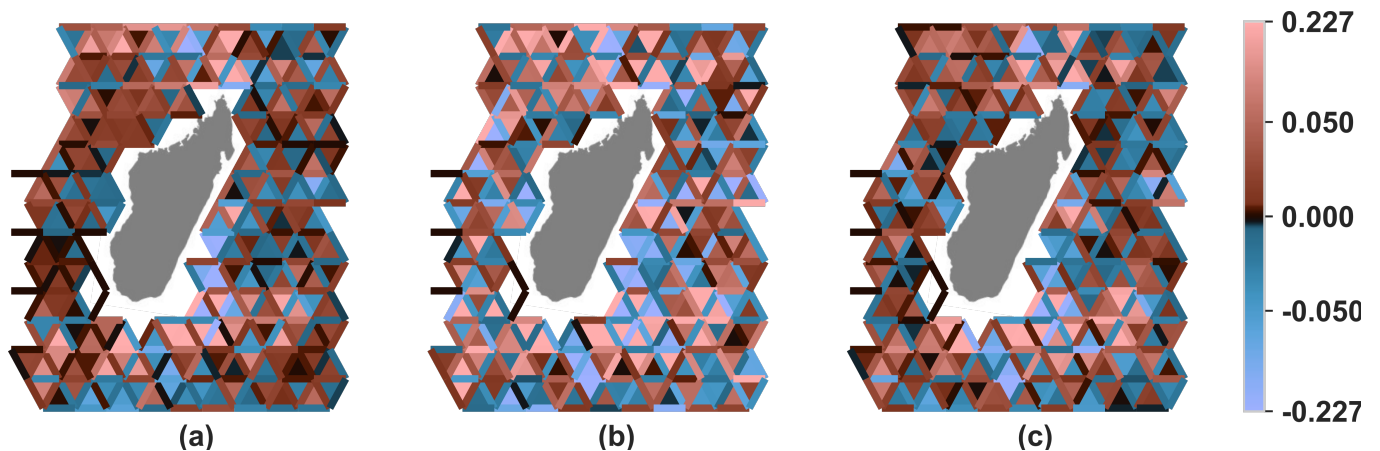


FIG. 8. Visualization of the true signal (panel (a)) the noisy signal (panel (b)) and the filtered signal (panel (c)) defined on the links and triangles obtained from the drifter dataset on the shore of Madagascar [58]. The parameter α_2 is taken to be 1, and the signal to noise ratio is 1.03. The filtered signal is obtained with $\tau = 1$, $m_2^{(0)} = 1.6$, $\eta = 0.3$ and $\delta = 10^{-4}$. The obtained error is $\Delta s_2 = 0.64$. The magnitude of the colorscale is logarithmic, except in the interval $[-0.1, 0.1]$ where it is linear. The island of Madagascar is shown for visualization purposes only.

$d = 2$ with exponential degree distributions. The code to generate the NGF simplicial complexes of any arbitrary dimension is freely available in the repository [57].

The simplicial complex being two dimensional, we can consider a true signal defined on nodes, links and triangle and test our complete algorithmic pipeline. In particular we take the true signals $\mathbf{s}_{[1]}$ and $\mathbf{s}_{[2]}$ given by Eq. 45 with $c_1 = c_2 = 1$ and proportional to an arbitrary eigenvector associated to $\mathbf{D}_{[1]}$ and $\mathbf{D}_{[2]}$ respectively. In Figs. 4 and 5 we visualise the performance of our smoothing algorithm when the parameter m is learned for signals supported by nodes and links, and links and triangles respectively. In both cases, it is visually clear that our filtering approach can reconstruct the signal considered (in panel (c)) very

closely to the true signal (in panel (a)) from the noisy measurement shown in panel (b).

In Figure 6, we report the performance of the Dirac signal processing algorithm by measuring the error $\Delta s_n(\tau, \alpha)$ for $n \in \{1, 2\}$ defined as

$$\Delta s_n = \|\tilde{\mathbf{s}}_{[n]}(\alpha) - \hat{\mathbf{s}}_{[n]}(\tau)\|_2 \quad (52)$$

as a function of τ and $\alpha_n = \alpha$ parameter. We measure this error over 10 different iterations of the noise, and report the mean in Fig. 6. For all single eigenvectors considered as well as signals consisting of a linear combination of eigenvectors with Gaussian coefficients, we find that the algorithm yields errors around 0.1 – 0.3 for all values of α considered provided τ is large enough. We

note that for larger noise values (α) when the signal to noise ratio is reduced (parameter not shown in the figure) the algorithm can get stuck on local minima and the convergence of the algorithm to the true value of the parameter m is not guaranteed. As a rule of thumb we have observed that in these situations lowering the value of the parameter τ , i.e. reducing the steepness of the filter (see discussion above) can alleviate the severity of this issue.

We note however that the algorithm still preserved good convergence for the wide range of parameter shown in Fig. 6.

C. Application to the drifter dataset

We test the Dirac signal processing algorithm on the real dataset of drifters in the ocean from the Global Ocean Drifter Program available at the AOML/NOAA Drifter Data Assembly Center [58]. The drifters data set already analyzed in Ref. [16] consists of the individual trajectories of 339 buoys around the island of Madagascar in the pacific ocean. Projected onto a tessellation of the space, this yields 339 edge-flows. The underlying simplicial complex itself consists of 133 nodes, 322 edges and 186 triangles. The signal σ is a topological spinor that is non-zero only on the links of the 2-dimensional simplex defined by the geographical tessellation. Each edge signal consists of the edge-wise sum over the 339 edge-flows. We reconstruct a signal \mathbf{s} spanning all three dimensions using Eq. (47). Using Eq. 21, we obtain our signals $\mathbf{s}_{[1]}$ and $\mathbf{s}_{[2]}$, which we normalise to have unit norm. Noise vectors $\epsilon_{[1]}$ and $\epsilon_{[2]}$ obey Eq.(49). In Fig. 7, we show in panel (a), (b) and (c) respectively the signal $\mathbf{s}_{[1]}$ we aim to reconstruct, the noisy signal $\tilde{\mathbf{s}}_{[1]}$ and the filtered signal $\hat{\mathbf{s}}_{[1]}$ with optimized m . We see visually that the reconstructed signal is closer to the true signal than the measured noisy signal, confirming that Dirac signal processing is able to filter key features of the signal, and leave out noisy components. This can be similarly observed on the signal projected onto links and triangles as shown in Fig. 8.

The performance of the algorithm on this real data set can be evaluated by measuring the error for given value of m . This is reported in panels (a) and (b) of Fig. 9 together with the error obtained with a Hodge-Laplacian filtering. We observe in both cases an improvement of the Dirac signal processing over the Hodge Laplacian signal processing corresponding to $m = 0$, over a significant range or values of m . This improvement of the Dirac signal processing algorithm is more pronounced for the signals supported on links and triangles.

We moreover find that the unsupervised version of the Dirac signal processing algorithm where m is a learned parameter is efficient in this real scenario as shown in panels (b) and (c) of 9. Indeed for both $\mathbf{s}_{[1]}$ and $\mathbf{s}_{[2]}$ considered, we see that the ratio $\Delta s_n(m)/\Delta s_n(0)$ converges below 1, showing an improvement in reconstruction when

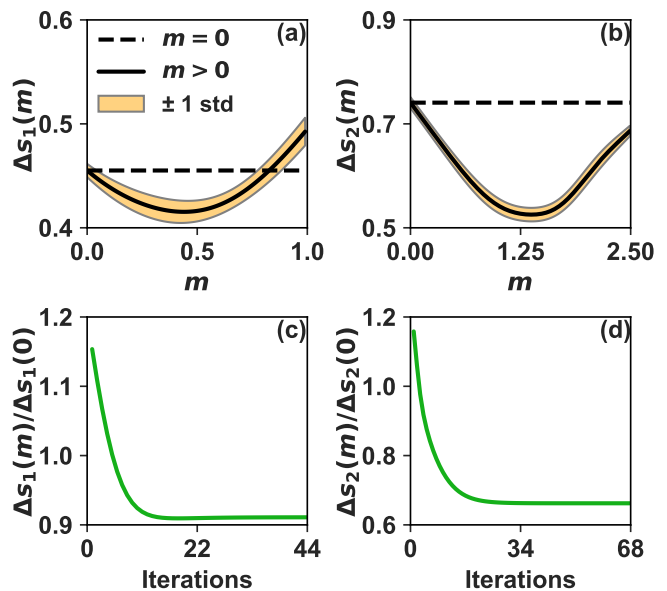


FIG. 9. The relative error in the filtered signal of the data of drifters of the ocean [16, 58] is shown over different values of m , in comparison to the error obtained with a Hodge-Laplacian filtering ($m = 0$). The curve shown is averaged over 10 realisations of noise. The region around the mean bounded by 1 standard deviation is shaded. The algorithm is applied to the nodes-links signal in panel (a) and to links-triangles signal in panel (b). In panels (c) and (d) we learn the parameter m and show the relative error over the learning process for a single iteration. The Dirac signal processing algorithm whose performance is shown in panels (c) and (d) is able to reduce significantly the error with respect to the Hodge-Laplacian filtering, however we do not observe convergence to the true value of m . The parameters are $\alpha_n = 0.6$, $\tau = 1$ in panels (a) and (c); $\tau = 1.5$ in panels (b) and (d) and $\eta = 0.3$, $\delta = 10^{-4}$ in panels (c) and (d).

using the Dirac operator compared to the algorithm using exclusively the Hodge Laplacian.

On average, this relative error reaches 0.85 and 0.65 respectively for nodes and links, and links and triangles signals.

V. CONCLUSIONS

In this paper we have proposed the Dirac operator as a tool to jointly process topological signals on simplicial complexes, and demonstrated the utility of these ideas by presenting the Dirac signal processing algorithm to treat signals supported on nodes, links and triangles of simplicial complexes. Our algorithm exploits the chiral symmetry of the Dirac operator, i.e., the fact that for each positive eigenvalue there is a corresponding negative eigenvalue whose eigenvectors are chiral. Our proposed algorithm is furthermore adaptive in that it is able to learn the value of its parameter m to efficiently filter the higher-order signals. We have tested this algorithm

on both synthetic data of networks and simplicial complexes and on real data of drifting buoys in the ocean. We found good performance of the algorithm under very general conditions of the signals. Furthermore, we have demonstrated a significant improvement with respect to a corresponding algorithm using simply the Hodge Laplacian, showing that the Dirac operator can be a key ingredient to improve the filtering of topological data. We

believe that this work opens new perspectives for the use of the Dirac operator for machine learning of topological signals and hope that it can inspire further work between topology and machine learning along this or other relevant research directions. For instance, an interesting direction for further exploration is the use of directional Dirac operators to distinguish between links of different types of directions in a given network [47].

-
- [1] G. Bianconi, *Higher-order networks: An introduction to simplicial complexes* (Cambridge University Press, 2021).
- [2] F. Battiston, G. Cencetti, I. Iacopini, V. Latora, M. Lucas, A. Patania, J.-G. Young, and G. Petri, Networks beyond pairwise interactions: structure and dynamics, *Physics Reports* **874**, 1 (2020).
- [3] F. Battiston, E. Amico, A. Barrat, G. Bianconi, G. Ferraz de Arruda, B. Franceschiello, I. Iacopini, S. Kéfi, V. Latora, Y. Moreno, *et al.*, The physics of higher-order interactions in complex systems, *Nature Physics* **17**, 1093 (2021).
- [4] C. Bick, E. Gross, H. A. Harrington, and M. T. Schaub, What are higher-order networks?, arXiv preprint arXiv:2104.11329 (2021).
- [5] L. Torres, A. S. Blevins, D. Bassett, and T. Eliassi-Rad, The why, how, and when of representations for complex systems, *SIAM Review* **63**, 435 (2021).
- [6] C. Giusti, R. Ghrist, and D. S. Bassett, Two's company, three (or more) is a simplex, *Journal of computational neuroscience* **41**, 1 (2016).
- [7] M. W. Reimann, M. Nolte, M. Scolamiero, K. Turner, R. Perin, G. Chindemi, P. Dłotko, R. Levi, K. Hess, and H. Markram, Cliques of neurons bound into cavities provide a missing link between structure and function, *Frontiers in computational neuroscience*, 48 (2017).
- [8] N. Otter, M. A. Porter, U. Tillmann, P. Grindrod, and H. A. Harrington, A roadmap for the computation of persistent homology, *EPJ Data Science* **6**, 1 (2017).
- [9] K. Xia and G.-W. Wei, Persistent homology analysis of protein structure, flexibility, and folding, *International journal for numerical methods in biomedical engineering* **30**, 814 (2014).
- [10] G. Petri, P. Expert, F. Turkheimer, R. Carhart-Harris, D. Nutt, P. J. Hellyer, and F. Vaccarino, Homological scaffolds of brain functional networks, *Journal of The Royal Society Interface* **11**, 20140873 (2014).
- [11] S. Majhi, M. Perc, and D. Ghosh, Dynamics on higher-order networks: A review, *Journal of the Royal Society Interface* **19**, 20220043 (2022).
- [12] S. Barbarossa and S. Sardellitti, Topological signal processing over simplicial complexes, *IEEE Transactions on Signal Processing* **68**, 2992 (2020).
- [13] A. P. Millán, J. J. Torres, and G. Bianconi, Explosive higher-order Kuramoto dynamics on simplicial complexes, *Physical Review Letters* **124**, 218301 (2020).
- [14] J. J. Torres and G. Bianconi, Simplicial complexes: higher-order spectral dimension and dynamics, *Journal of Physics: Complexity* **1**, 015002 (2020).
- [15] M. T. Schaub and S. Segarra, Flow smoothing and denoising: Graph signal processing in the edge-space, in *2018 IEEE Global Conference on Signal and Information Processing (GlobalSIP)* (2018) pp. 735–739.
- [16] M. T. Schaub, A. R. Benson, P. Horn, G. Lippner, and A. Jadbabaie, Random walks on simplicial complexes and the normalized Hodge 1-Laplacian, *SIAM Review* **62**, 353 (2020).
- [17] J. Faskowitz, R. F. Betzel, and O. Sporns, Edges in brain networks: Contributions to models of structure and function, *Network Neuroscience* **6**, 1 (2022).
- [18] A. Santoro, F. Battiston, G. Petri, and E. Amico, Higher-order organization of multivariate time series, *Nature Physics* 10.1038/s41567-022-01852-0 (2023).
- [19] L. J. Grady and J. R. Polimeni, *Discrete calculus: Applied analysis on graphs for computational science*, Vol. 3 (Springer, 2010).
- [20] M. Desbrun, A. N. Hirani, M. Leok, and J. E. Marsden, Discrete exterior calculus, arXiv preprint math/0508341 (2005).
- [21] R. Ghorbanchian, J. G. Restrepo, J. J. Torres, and G. Bianconi, Higher-order simplicial synchronization of coupled topological signals, *Communications Physics* **4**, 1 (2021).
- [22] L. Calmon, J. G. Restrepo, J. J. Torres, and G. Bianconi, Dirac synchronization is rhythmic and explosive, *Communications Physics* **5**, 1 (2022).
- [23] L. Giambagli, L. Calmon, R. Muolo, T. Carletti, and G. Bianconi, Diffusion-driven instability of topological signals coupled by the Dirac operator, *Phys. Rev. E* (2022).
- [24] L. Calmon and G. Bianconi, Local Dirac synchronization on networks, arXiv preprint arXiv:2210.16124 (2022).
- [25] C. Ziegler, P. S. Skardal, H. Dutta, and D. Taylor, Balanced Hodge Laplacians optimize consensus dynamics over simplicial complexes, *Chaos: An Interdisciplinary Journal of Nonlinear Science* **32**, 023128 (2022).
- [26] A. Arnaudon, R. L. Peach, G. Petri, and P. Expert, Connecting Hodge and Sakaguchi-Kuramoto: a mathematical framework for coupled oscillators on simplicial complexes, arXiv preprint arXiv:2111.11073 (2021).
- [27] R. Ghorbanchian, V. Latora, and G. Bianconi, Hyperdiffusion on multiplex networks, *JPhys Complexity* **3**, 035009 (2022).
- [28] N. Saito, S. C. Schonsheck, and E. Shvarts, Multiscale transforms for signals on simplicial complexes, arXiv preprint arXiv:2301.02136 (2022).
- [29] C. Bodnar, F. Frasca, Y. Wang, N. Otter, G. F. Montufar, P. Lio, and M. Bronstein, Weisfeiler and Lehman go topological: Message passing simplicial networks, in *International Conference on Machine Learning* (PMLR, 2021) pp. 1026–1037.
- [30] C. W. J. Goh, C. Bodnar, and P. Liò, Simplicial attention networks, arXiv preprint arXiv:2204.09455 (2022).

- [31] L. Giusti, C. Battiloro, P. Di Lorenzo, S. Sardellitti, and S. Barbarossa, Simplicial neural attention networks, arXiv preprint arXiv:2203.07485 (2022).
- [32] M. M. Bronstein, J. Bruna, Y. LeCun, A. Szlam, and P. Vandergheynst, Geometric deep learning: going beyond Euclidean data, *IEEE Signal Processing Magazine* **34**, 18 (2017).
- [33] L.-H. Lim, Hodge laplacians on graphs, *Siam Review* **62**, 685 (2020).
- [34] M. T. Schaub, Y. Zhu, J.-B. Seby, T. M. Roddenberry, and S. Segarra, Signal processing on higher-order networks: Livin' on the edge ... and beyond, *Signal Processing* **187**, 108149 (2021).
- [35] M. T. Schaub, J.-B. Seby, T. M. Roddenberry, Y. Zhu, and S. Segarra, Signal processing on simplicial complexes (2021).
- [36] M. Yang, E. Isufi, M. T. Schaub, and G. Leus, Finite impulse response filters for simplicial complexes, in *Eusipco 2021* (2021) accepted for publication.
- [37] S. Sardellitti, S. Barbarossa, and L. Testa, Topological signal processing over cell complexes, arXiv preprint arXiv:2112.06709 (2021).
- [38] T. M. Roddenberry, M. T. Schaub, and M. Hajij, Signal processing on cell complexes, in *ICASSP 2022-2022 IEEE International Conference on Acoustics, Speech and Signal Processing (ICASSP)* (IEEE, 2022) pp. 8852–8856.
- [39] S. Krishnagopal and G. Bianconi, Spectral detection of simplicial communities via hodge laplacians, *Physical Review E* **104**, 064303 (2021).
- [40] T. M. Roddenberry and S. Segarra, HodgeNet: Graph neural networks for edge data, in *2019 53rd Asilomar Conference on Signals, Systems, and Computers* (IEEE, 2019) pp. 220–224.
- [41] T. M. Roddenberry, N. Glaze, and S. Segarra, Principled simplicial neural networks for trajectory prediction, in *International Conference on Machine Learning* (PMLR, 2021) pp. 9020–9029.
- [42] S. Ebli, M. Defferrard, and G. Spreemann, Simplicial neural networks, arXiv preprint arXiv:2010.03633 (2020).
- [43] M. Hajij, K. Istvan, and G. Zamzmi, Cell complex neural networks, arXiv preprint arXiv:2010.00743 (2020).
- [44] X. Gong, D. J. Higham, and K. Zygalakis, Directed network Laplacians and random graph models, *Royal Society Open Science* **8**, 211144 (2021).
- [45] X. Zhang, Y. He, N. Brugnone, M. Perlmutter, and M. Hirn, Magnet: A neural network for directed graphs, *Advances in Neural Information Processing Systems* **34**, 27003 (2021).
- [46] L. Böttcher and M. A. Porter, Complex networks with complex weights, arXiv preprint arXiv:2212.06257 (2022).
- [47] G. Bianconi, The topological Dirac equation of networks and simplicial complexes, *JPhys Complexity* **2**, 035022 (2021).
- [48] G. Bianconi, Dirac gauge theory for topological spinors in 3+1 dimensional networks, arXiv preprint arXiv:2212.05621 (2022).
- [49] S. Lloyd, S. Garnerone, and P. Zanardi, Quantum algorithms for topological and geometric analysis of data, *Nature communications* **7**, 1 (2016).
- [50] B. Ameneyro, V. Maroulas, and G. Siopsis, Quantum persistent homology, arXiv preprint arXiv:2202.12965 (2022).
- [51] O. Post, First order approach and index theorems for discrete and metric graphs, in *Annales Henri Poincaré*, Vol. 10 (Springer, 2009) pp. 823–866.
- [52] L. Calmon, M. T. Schaub, and G. Bianconi, Higher-order signal processing with the Dirac operator, arXiv preprint arXiv:2212.10196 (2022).
- [53] A. Hatcher, *Algebraic topology* (Cambridge University Press, 2005).
- [54] L. Calmon, J. G. Restrepo, J. J. Torres, and G. Bianconi, Dirac synchronization is rhythmic and explosive, *Communications Physics* **5**, 1 (2022).
- [55] F. Baccini, F. Geraci, and G. Bianconi, Weighted simplicial complexes and their representation power of higher-order network data and topology, *Physical Review E* **106**, 034319 (2022).
- [56] M. De Domenico, Datasets Released for Reproducibility, <https://manliodenedomenico.com/data.php>, accessed: 12-20-2022.
- [57] G. Bianconi, Ginestra Bianconi GitHub page, <https://github.com/ginestrab>, accessed: 12-20-2022.
- [58] Atlantic and Oceanographic Meteorological Laboratory: Environmental Data Server Global Lagrangian Drifter Data, <https://www.aoml.noaa.gov/envids/gld/>.