

# THE BACKPROPAGATION ALGORITHM FOR A MATH STUDENT

Saeed Damadi<sup>1</sup>, Golnaz Moharrer<sup>2</sup>, Mostafa Cham<sup>2</sup>

<sup>1</sup>Department of Mathematics and Statistics, <sup>2</sup>Department of Information Systems  
University of Maryland, Baltimore County (UMBC)

Baltimore, MD 21250

sdamadi1, golnazm1, mcham2@umbc.edu

## ABSTRACT

A Deep Neural Network (DNN) is a composite function of vector-valued functions, and in order to train a DNN, it is necessary to calculate the gradient of the loss function with respect to all parameters. This calculation can be a non-trivial task because the loss function of a DNN is a composition of several nonlinear functions, each with numerous parameters. The Backpropagation (BP) algorithm leverages the composite structure of the DNN to efficiently compute the gradient. As a result, the number of layers in the network does not significantly impact the complexity of the calculation. The objective of this paper is to express the gradient of the loss function in terms of a matrix multiplication using the Jacobian operator. This can be achieved by considering the total derivative of each layer with respect to its parameters and expressing it as a Jacobian matrix. The gradient can then be represented as the matrix product of these Jacobian matrices. This approach is valid because the chain rule can be applied to a composition of vector-valued functions, and the use of Jacobian matrices allows for the incorporation of multiple inputs and outputs. By providing concise mathematical justifications, the results can be made understandable and useful to a broad audience from various disciplines.

## 1 INTRODUCTION

Understanding the process of training a (Deep) Neural Networks (DNNs), as illustrated in Fig 1, is not straightforward because it involves many detailed parts. Additionally, modern and sophisticated DNNs are often provided as pre-trained models in Python packages such as Pytorch Paszke et al. (2019) and TensorFlow Abadi et al. (2016), which can make it difficult for users to fully understand the training process. These packages abstract away many of the implementation details, making it more accessible for users to use these models for their own tasks, but also making it less transparent for the user to understand the inner workings of the model.

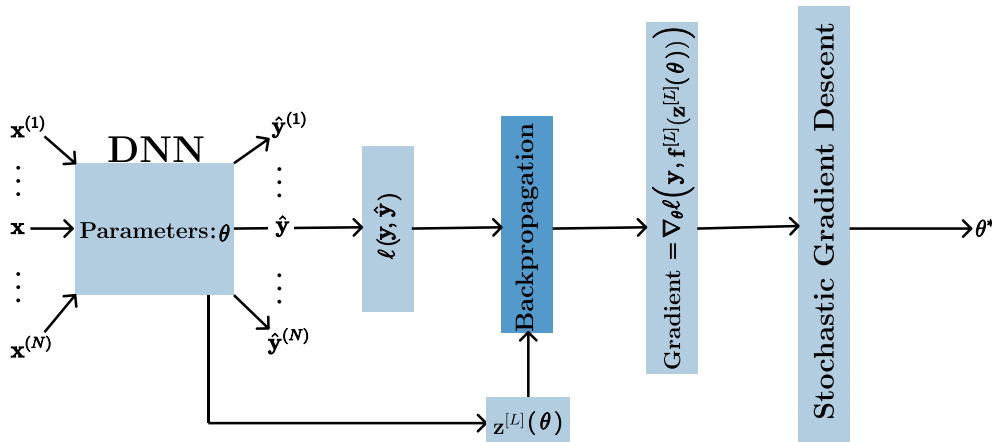


Figure 1: Training process of a DNN

These pre-trained off-the-shelf models can solve variety of tasks such as computer vision or language processing. Convolutional neural networks (CNNs) are currently the most widely used architecture for image classification and other computer vision tasks. Some examples of successful CNN architectures for image classification include ResNet He et al. (2016), Inception Szegedy et al. (2015), DenseNet Huang et al. (2017), and EfficientNet Tan & Le (2019). CNNs models are capable of solving image segmentation and object detection which can be done using U-Net Ronneberger et al. (2015) and YOLO Redmon et al. (2016). These networks have numerous applications Safavi & Rahneemoonfar (2022). For natural language processing tasks, transformer models like BERT Devlin et al. (2018), GPT-3 Brown et al. (2020), and T5 Raffel et al. (2020) have achieved state-of-the-art performance on many benchmarks.

As Fig 1 shows the training process utilizes the Stochastic Gradient Descent (SGD) algorithm Robbins & Monro (1951) to minimize the loss function of a DNN. As its name suggests, the SGD algorithm requires calculating the gradient<sup>1</sup> of the loss function of a DNN. All different variants of the SGD algorithm require calculating at least a single gradient associated with a single sample, i.e.,  $\mathbf{x}$  in Fig. 1. This calculation is non-trivial task because the loss function of a DNN is a composition of several nonlinear vector-valued functions where each one has numerous parameters. The Backpropagation (BP) algorithm, introduced by Rumelhart et al. (1986b) is an efficient way to calculate the gradient of the loss function of a DNN. This algorithm leverages the composite structure of a DNN to efficiently calculate the gradient of the loss function with respect to the model’s parameters, i.e.,  $\theta$  in Fig. 1.

In this paper we are going to calculate the gradient of the loss function of a DNN associated with a single sample. The gradient will be derived as the matrix multiplication of Jacobian matrices<sup>2</sup>. The derivation will be done by considering the total derivative of each layer with respect to its parameters and expressing it as a Jacobian matrix. The gradient can then be represented as the matrix product of these Jacobian matrices. This approach is well-founded because the chain rule is valid for the Jacobian operator. Hence, the Jacobian operator can be applied to a composition of vector-valued functions. We provide concise mathematical justifications so the results can be made understandable and useful to a broad audience from various disciplines, even those without a deep understanding of the mathematics involved. This is particularly important when communicating complex technical concepts to non-experts, as it allows for a clear and accurate understanding of the results. Additionally, using mathematical notation allows for precise and unambiguous statements of results, which can facilitate replication and further research in the field.

Our results is summarized in Alg. 1 for  $L$  number of layers. As Alg. 1 shows the matrix multiplication is done iteratively. The iterative nature comes from the fact that the loss function of a DNN is defined as a composition of  $L + 1$  functions where the last one  $\ell$  is the final function which measures the loss of prediction and the actual value, i.e., the loss between  $\hat{\mathbf{y}}$  and  $\mathbf{y}$ , i.e.,  $\ell(\mathbf{y}, \hat{\mathbf{y}})$  as shown in Fig 1. The algorithm presented Alg. 1 is explained and justified by calculating the gradient of the loss function for networks with one, two, and three layers. These calculations provide insights into the gradients of loss functions for generic neural networks and demonstrate how the gradient of a single-layer network can serve as a model for the last layer of any DNN. Additionally, the calculation of a two-layer network is used to extend the calculation beyond two-layer networks, as seen in the calculation of the gradient of the loss function for LeNet-100-300 LeCun et al. (1998) which is a three-layer network. Finally, we show how convolutional layers can be converted to linear layers in order to calculate their Jacobian matrices. This results can be used for calculating the gradient of a loss function of a CNN.

## 2 NOTATION

Letters  $x$ ,  $\mathbf{x}$ ,  $\mathbf{W}$  denote a scalar, vector, and matrix respectively. The letter  $\mathbf{I}$  represents the identity matrix. The  $i$ -th element of a vector  $\mathbf{x}$  is denoted by  $x_i$ . Likewise,  $w_{ij}$  denotes the  $ij$ -th element of a matrix  $\mathbf{W}$  located at the  $i$ -th row and  $j$ -th column (sometime  $w_{i,j}$  for clarity). Also,  $\mathbf{W}_{i\bullet}$  and  $\mathbf{W}_{\bullet j}$  denote the  $i$ -th row and the  $j$ -th column of the matrix. The vector form of a matrix  $\mathbf{W}$  is denoted by  $\text{Vec}(\mathbf{W})$  where each column of  $\mathbf{W}$  are stacked on top of each other, with the first column on the top. The letter  $\mathbf{f}$  is reserved for a vector-valued non-linear activation function of a layer in a DNN (NN) where  $\mathbf{z}$  and  $\mathbf{a}$  are its input and its output respectively, i.e.,  $\mathbf{a} = \mathbf{f}(\mathbf{z})$ . The letter  $\mathbf{x}$  is reserved for the input to a DNN (NN),  $y$  or  $\hat{y}$  are reserved for the (scalar or vector) label of the input  $\mathbf{x}$ , and  $\hat{y}$  or  $\hat{\mathbf{y}}$

<sup>1</sup>Please refer Def. 2 in Appendix for the definition of the gradient of a scalar-valued function.

<sup>2</sup>Please refer Def. 1 in Appendix for the definition of a Jacobian matrix of a vector-valued function.

---

**Algorithm 1** The backpropagation algorithm

---

**Require:** Given an  $L$ -layer DNN or NN with a loss function  $\ell$ , and a data pair  $(\mathbf{x}, \mathbf{y})$ . Let  $\mathbf{a}^{[0]} := \mathbf{x}$ .

- 1: Calculate  $\nabla_{\mathbf{z}^{[L]}} \ell(\mathbf{y}, \mathbf{f}(\mathbf{z}^{[L]}))$  from Tab. 1.
- 2: **for**  $l = 1, \dots, L$  **do**
- 3:   **if**  $l \neq L$  **then**

$$\mathbf{J}_{\mathbf{w}^{[l]}, \mathbf{b}^{[l]}}(\mathbf{z}^{[l]}) = (\mathbf{w}^{[L]})^\top \mathbf{J}_{\mathbf{w}^{[L-1]}, \mathbf{b}^{[L-1]}}(\mathbf{f}^{[L-1]}(\mathbf{z}^{[L-1]})) \dots \mathbf{J}_{\mathbf{w}^{[l]}, \mathbf{b}^{[l]}}(\mathbf{f}^{[l]}(\mathbf{z}^{[l]})) \begin{bmatrix} (\mathbf{a}^{[l]})^\top & 0 & 0 \\ 0 & \ddots & 0 \\ 0 & 0 & (\mathbf{a}^{[l]})^\top \end{bmatrix} \mathbf{I}$$

- 4:   **else if**  $l = L$  **then**

$$\mathbf{J}_{\mathbf{w}^{[L]}, \mathbf{b}^{[L]}}(\mathbf{z}^{[L]}) = \begin{bmatrix} (\mathbf{a}^{[L]})^\top & 0 & 0 \\ 0 & \ddots & 0 \\ 0 & 0 & (\mathbf{a}^{[L]})^\top \end{bmatrix} \mathbf{I}$$

- 5: Construct

$$\mathbf{J}_{\boldsymbol{\theta}} \mathbf{z}^{[L]}(\boldsymbol{\theta}) = \begin{bmatrix} \mathbf{J}_{\mathbf{w}^{[L]}, \mathbf{b}^{[L]}}(\mathbf{z}^{[L]}(\boldsymbol{\theta})) & \dots & \mathbf{J}_{\mathbf{w}^{[1]}, \mathbf{b}^{[1]}}(\mathbf{z}^{[1]}(\boldsymbol{\theta})) \end{bmatrix}.$$

- 6: Calculate the gradient

$$\nabla_{\boldsymbol{\theta}} \ell(\mathbf{y}, \hat{\mathbf{y}}(\boldsymbol{\theta})) = (\mathbf{J}_{\boldsymbol{\theta}} \mathbf{z}^{[L]}(\boldsymbol{\theta}))^\top \nabla_{\mathbf{z}^{[L]}} \ell(\mathbf{y}, \mathbf{f}(\mathbf{z}^{[L]})).$$


---

are predictions of a DNN (NN) associated with  $y$  or  $\mathbf{y}$ . Superscripted index inside square brackets, denotes the layer of a DNN (NN), eg.,  $\mathbf{z}^{[l]}$  is the  $\mathbf{z}$  vector corresponding to the  $l$ -th layer.

### 3 RESULTS

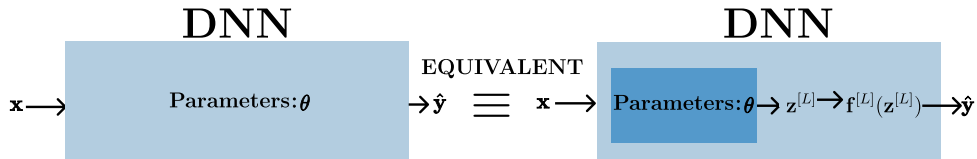
As we explained, the goal of this paper is to take the first step towards training a DNN which is calculating the gradient of a loss function with respect to all parameters of the DNN, i.e.,  $\nabla_{\boldsymbol{\theta}} \ell(\mathbf{y}, \hat{\mathbf{y}}(\boldsymbol{\theta}))$  where  $\boldsymbol{\theta}$  is the vector of parameters,  $\hat{\mathbf{y}}$  is the predicted value by the network,  $\mathbf{y}$  is the true value, and  $\ell(\mathbf{y}, \hat{\mathbf{y}}(\boldsymbol{\theta}))$  is the loss incurred to predict the output. To achieve this goal, considering two important observations will make the task easier. First, separating the last-layer activation function from the network. Second, using the relationship between the Jacobian operator and the gradient.

To fulfill the first step, observe the following equality:

$$\ell(\mathbf{y}, \hat{\mathbf{y}}(\boldsymbol{\theta})) = \ell(\mathbf{y}, \mathbf{f}^{[L]}(\mathbf{z}^{[L]}(\boldsymbol{\theta})))$$

which is the consequence of the fact that  $\hat{\mathbf{y}} = \mathbf{f}^{[L]}(\mathbf{z}^{[L]}(\boldsymbol{\theta}))$  where  $\mathbf{f}^{[L]}$  is the last activation layer and  $\mathbf{z}^{[L]}(\boldsymbol{\theta})$  is its corresponding input. This equality can be more clear as it is illustrated in Fig. 2. Second, observation utilizes the relationship between the Jacobian operator and the gradient of a scalar-valued function stated in the following proposition.

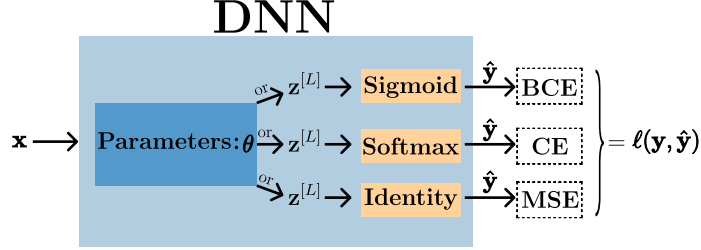
**Proposition 1** (Jacobian and gradient of a scalar-valued function). *For a scalar-valued differentiable function  $f : \mathbb{R}^n \rightarrow \mathbb{R}$   $\nabla_{\mathbf{x}} f(\mathbf{x}) = \left( \mathbf{J}_{\mathbf{x}} f(\mathbf{x}) \right)^\top$  where  $\nabla_{\mathbf{x}} f(\mathbf{x})$  is the gradient and  $\mathbf{J}_{\mathbf{x}} f(\mathbf{x})$  is the Jacobian matrix of  $f$  at point  $\mathbf{x} \in \mathbb{R}^n$  respectively.*



**Figure 2:** Separating the last-layer activation and its input from a DNN

**Table 1:** Last-Layer activation function combined with its associated loss

$\mathbf{f}^{[L]}$	Loss	$\ell(\mathbf{y}, \hat{\mathbf{y}})$	$\nabla_{\mathbf{z}^{[L]}} \ell(\mathbf{y}, \mathbf{f}^{[L]}(\mathbf{z}^{[L]}))$
Sigmoid (Def. 3)	BCE (Def. 5)	$-y \log(\hat{y}) - (1 - y) \log(1 - \hat{y})$	$-(y - \hat{y}) \quad (y, \hat{y} \in \mathbb{R})$
Softmax (Def. 4)	CE (Def. 6)	$-\sum_{i=1}^c y_i \log(\hat{y}_i)$	$-(\mathbf{y} - \hat{\mathbf{y}}) \quad (\mathbf{y}, \hat{\mathbf{y}} \in \mathbb{R}^c)$
Identity	MSE (Def. 7)	$\ \mathbf{y} - \hat{\mathbf{y}}\ ^2$	$-2(\mathbf{y} - \hat{\mathbf{y}}) \quad (\mathbf{y}, \hat{\mathbf{y}} \in \mathbb{R}^m)$



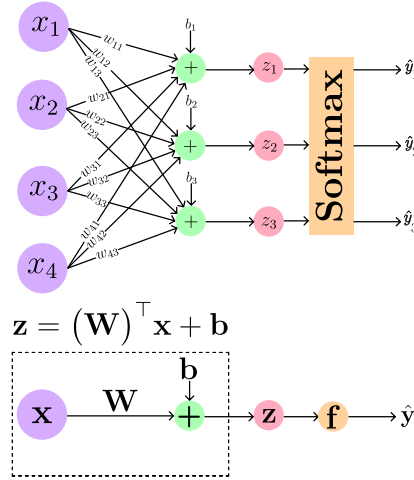
**Figure 3:** Last-Layer activation function combined with its associated loss

*Proof.* The equality follows from the definitions of a Jacobian matrix as defined in Def. 1 and the gradient of a scalar-valued function as defined in Def. in 2 in Appendix.  $\square$

By using the second observation as  $\nabla_{\mathbf{x}} f(\mathbf{x}) = (\mathbf{J}_{\mathbf{x}} f(\mathbf{x}))^\top$  and making use of the first one as  $\ell(\mathbf{y}, \hat{\mathbf{y}}(\boldsymbol{\theta})) = \ell(\mathbf{y}, \mathbf{f}^{[L]}(\mathbf{z}^{[L]}(\boldsymbol{\theta})))$  one can write the following:

$$\begin{aligned}
 \nabla_{\boldsymbol{\theta}} \ell(\mathbf{y}, \hat{\mathbf{y}}(\boldsymbol{\theta})) &= \left( \mathbf{J}_{\boldsymbol{\theta}} \ell(\mathbf{y}, \hat{\mathbf{y}}(\boldsymbol{\theta})) \right)^\top \quad (\text{Prop. 1}) \\
 &= \left( \mathbf{J}_{\boldsymbol{\theta}} \ell(\mathbf{y}, \mathbf{f}^{[L]}(\mathbf{z}^{[L]}(\boldsymbol{\theta}))) \right)^\top \\
 &= \left( \mathbf{J}_{\mathbf{z}^{[L]}} \ell(\mathbf{y}, \mathbf{f}^{[L]}(\mathbf{z}^{[L]})) \mathbf{J}_{\boldsymbol{\theta}} \mathbf{z}^{[L]}(\boldsymbol{\theta}) \right)^\top \quad (\text{The chain rule}) \\
 &= \left( \mathbf{J}_{\boldsymbol{\theta}} \mathbf{z}^{[L]}(\boldsymbol{\theta}) \right)^\top \left( \mathbf{J}_{\mathbf{z}^{[L]}} \ell(\mathbf{y}, \mathbf{f}^{[L]}(\mathbf{z}^{[L]})) \right)^\top \\
 &= \left( \mathbf{J}_{\boldsymbol{\theta}} \mathbf{z}^{[L]}(\boldsymbol{\theta}) \right)^\top \nabla_{\mathbf{z}^{[L]}} \ell(\mathbf{y}, \mathbf{f}^{[L]}(\mathbf{z}^{[L]})) \quad (\text{Prop. 1}).
 \end{aligned} \tag{1}$$

The advantage of Equation (1) is that it separates the original gradient calculation into two separate calculations, i.e.,  $\mathbf{J}_{\boldsymbol{\theta}} \mathbf{z}^{[L]}(\boldsymbol{\theta})$  and  $\nabla_{\mathbf{z}^{[L]}} \ell(\mathbf{y}, \mathbf{f}^{[L]}(\mathbf{z}^{[L]}))$ . Calculation of the second term is straightforward because the combination of the last activation function and the choice of a loss function are not arbitrary when a DNN is used. This is shown in Fig. 3. As this figure shows there are three common combinations where each combination is associated with a different problem. In a binary classification problem, a sigmoid function is used for the last activation function together with Binary Cross Entropy (BCE) loss, as defined in Def 3 and Def. 5 in the Appendix respectively. Similarly, in a classification problem with more than two classes, a softmax function is used as the last activation function together with Cross Entropy (CE) loss, as defined in Def 4 and Def. 6 in the Appendix respectively. In a regression problem, where the goal is to predict a continuous value, the last-layer activation function is an identity function, and the Mean Squared Error (MSE) is used as the loss function, as defined in Def 7. This means that the predicted output  $\hat{\mathbf{y}}$  is equal to the final layer's output  $\mathbf{z}^{[L]}$ . Tab. 1 shows the combination of the last activation function with its corresponding loss and the expression for  $\nabla_{\mathbf{z}^{[L]}} \ell(\mathbf{y}, \mathbf{f}^{[L]}(\mathbf{z}^{[L]}))$ . For derivation you can refer to Appendix D.



**Figure 4:** 3-class classifier with 4 features and a single layer.

More work is required for calculating the second term, i.e.,  $\mathbf{J}_{\theta} \mathbf{z}^{[L]}(\theta)$ . In the following subsections, we show how this calculation can be concisely derived for any number of layers.

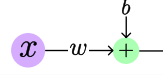
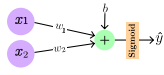
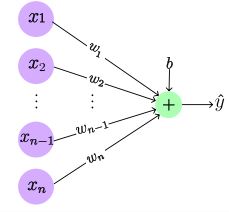
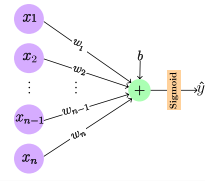
### 3.1 GRADIENT OF A ONE-LAYER NETWORK

We will now focus on computing  $\mathbf{J}_{\theta} \mathbf{z}^{[L]}(\theta)$ . This calculation can be facilitated by starting with a single layer neural network that is capable of solving a classification problem. The single layer network plays a crucial role in gradient computation as it can be considered as the last layer of any deep neural network (DNN). Due to the presence of only one layer, the superscripts in  $\mathbf{z}^{[L]}$  and  $\mathbf{f}^{[L]}$  can be omitted, giving us  $\mathbf{J}_{\theta} \mathbf{z}(\theta) := \mathbf{J}_{\theta} \mathbf{z}^{[L]}(\theta)$ . The network depicted in Fig. 4 is designed to perform three-class classification based on inputs with four features. Consequently, the weight matrix  $\mathbf{W}$  is a  $4 \times 3$  and the bias vector  $\mathbf{b}$  is a  $3 \times 1$ , i.e.,  $\mathbf{W} \in \mathbb{R}^{4 \times 3}$  and  $\mathbf{b} \in \mathbb{R}^{3 \times 1}$ . As shown in the concise representation of the network in the bottom part of Fig. 4,  $\mathbf{z} \in \mathbb{R}^3$ , i.e.,  $\mathbf{z} = (\mathbf{W})^\top \mathbf{x} + \mathbf{b}$ . This vector  $\mathbf{z}$  is a vector-valued function including 15 parameters where these parameters are all elements in  $\mathbf{W}$  and  $\mathbf{b}$ , i.e.,  $15 = 4 \times 3 + 3 \times 1$ . According to the definition of Jacobian matrix as defined in Def. 1 in Appendix,  $\mathbf{J}_{\mathbf{W}, \mathbf{b}}(\mathbf{z}(\mathbf{W}, \mathbf{b}))$  is a  $3 \times 15$  matrix, i.e.,  $\mathbf{J}_{\mathbf{W}, \mathbf{b}}(\mathbf{z}(\mathbf{W}, \mathbf{b})) \in \mathbb{R}^3 \times \mathbb{R}^{15}$ . For notational simplicity, all the parameters are denoted by  $\theta$  which is a vector in  $\mathbb{R}^{15}$ , and is constructed by the process of vectorization. The vectorization process stacks each column of  $\mathbf{W}$  on top of each other, with the first column on the top to create  $\text{Vec}(\mathbf{W})$ . Then, the vector of network parameters can be written as  $\theta^\top := [(\text{Vec}(\mathbf{W}))^\top \quad (\mathbf{b})^\top]^\top$ . Therefore to calculate  $\mathbf{J}_{\theta} \mathbf{z}(\theta)$  one can write the following:

$$\begin{aligned}
 \mathbf{J}_{\theta} \mathbf{z}(\theta) &= \mathbf{J}_{\mathbf{W}, \mathbf{b}} \left( (\mathbf{W})^\top \mathbf{x} + \mathbf{b} \right) \\
 &= \mathbf{J}_{\mathbf{W}, \mathbf{b}} \left( \begin{bmatrix} (\mathbf{W}_{\bullet 1})^\top + b_1 \\ (\mathbf{W}_{\bullet 2})^\top + b_2 \\ (\mathbf{W}_{\bullet 3})^\top + b_3 \end{bmatrix} \right) \\
 &= \begin{bmatrix} \mathbf{x}^\top & 0 & 0 & 1 & 0 & 0 \\ 0 & \mathbf{x}^\top & 0 & 0 & 1 & 0 \\ 0 & 0 & \mathbf{x}^\top & 0 & 0 & 1 \end{bmatrix} \\
 &= \begin{bmatrix} \mathbf{x}^\top & 0 & 0 & & & \\ 0 & \mathbf{x}^\top & 0 & \mathbf{I}_{3 \times 3} & & \\ 0 & 0 & \mathbf{x}^\top & & & \end{bmatrix} \in \mathbb{R}^{3 \times 15}
 \end{aligned}$$

where  $\mathbf{W}_{\bullet i}$  is a column of  $\mathbf{W}$  for  $i = 1, 2, 3$  and  $\mathbf{I}_{3 \times 3}$  appears because the derivative of each element of  $\mathbf{z}$  with respect to components of  $\mathbf{b}$  are either zero or one. Therefore the gradient of the loss function

**Table 2:** Famous problems represented as simple neural networks.

	Simple Linear Regression	Simple Binary Classifier	Multiple Linear Regression	Logistic Regression
Architecture				
Input	$x \in \mathbb{R}$	$\mathbf{x} = \begin{bmatrix} x_1 \\ x_2 \end{bmatrix} \in \mathbb{R}^2$	$\mathbf{x} = \begin{bmatrix} x_1 \\ x_2 \\ \vdots \\ x_{n-1} \\ x_n \end{bmatrix} \in \mathbb{R}^n$	$\mathbf{x} = \begin{bmatrix} x_1 \\ x_2 \\ \vdots \\ x_{n-1} \\ x_n \end{bmatrix} \in \mathbb{R}^n$
Parameters	$\boldsymbol{\theta} = \begin{bmatrix} w \\ b \end{bmatrix} \in \mathbb{R}^2$	$\boldsymbol{\theta} = \begin{bmatrix} w_1 \\ w_2 \\ b \end{bmatrix} = \begin{bmatrix} \mathbf{w} \\ b \end{bmatrix} \in \mathbb{R}^3$	$\boldsymbol{\theta} = \begin{bmatrix} w_1 \\ \vdots \\ w_n \\ b \end{bmatrix} = \begin{bmatrix} \mathbf{w} \\ b \end{bmatrix} \in \mathbb{R}^{n+1}$	$\boldsymbol{\theta} = \begin{bmatrix} w_1 \\ \vdots \\ w_n \\ b \end{bmatrix} = \begin{bmatrix} \mathbf{w} \\ b \end{bmatrix} \in \mathbb{R}^{n+1}$
Predictions	$\hat{y} = wx + b$	$\hat{y} = \sigma(\boldsymbol{\theta}^\top \mathbf{x})$	$\hat{y} = \mathbf{w}^\top \mathbf{x} + b$	$\hat{y} = \sigma(\boldsymbol{\theta}^\top \mathbf{x})$
Loss	$\ell = (y - \hat{y})^2$	$\ell = -y \log(\hat{y}) - (1 - y) \log(1 - \hat{y})$	$\ell = (y - \hat{y})^2$	$\ell = -y \log(\hat{y}) - (1 - y) \log(1 - \hat{y})$
Gradient	$\nabla_{\boldsymbol{\theta}} \ell(y, \hat{y}) = 2 \begin{bmatrix} x \\ 1 \end{bmatrix} (y - \hat{y})$	$\nabla_{\boldsymbol{\theta}} \ell(y, \hat{y}) = - \begin{bmatrix} x \\ 1 \end{bmatrix} (y - \sigma(\boldsymbol{\theta}^\top \mathbf{x}))$	$\nabla_{\boldsymbol{\theta}} \ell(y, \hat{y}) = 2 \begin{bmatrix} x \\ 1 \end{bmatrix} (y - \hat{y})$	$\nabla_{\boldsymbol{\theta}} \ell(y, \hat{y}) = - \begin{bmatrix} x \\ 1 \end{bmatrix} (y - \sigma(\boldsymbol{\theta}^\top \mathbf{x}))$

is calculated as follows

$$\begin{aligned} \nabla_{\boldsymbol{\theta}} \ell(\mathbf{y}, \hat{\mathbf{y}}(\boldsymbol{\theta})) &= (\mathbf{J}_{\boldsymbol{\theta}} \mathbf{z}(\boldsymbol{\theta}))^\top \nabla_{\mathbf{z}} \ell(\mathbf{y}, \mathbf{f}(\mathbf{z})) \\ &= - \begin{bmatrix} \mathbf{x} & 0 & 0 \\ 0 & \mathbf{x} & 0 \\ 0 & 0 & \mathbf{x} \\ & & \mathbf{I}_{3 \times 3} \end{bmatrix} (\mathbf{y} - \hat{\mathbf{y}}) \end{aligned}$$

where the value for  $\nabla_{\mathbf{z}} \ell(\mathbf{y}, \mathbf{f}(\mathbf{z}))$  is obtained from Tab. 1. The above gradient is similar to the gradient of one-layer networks whose weights are vectors not matrices as shown in Tab. 2. As it can be seen from Tab. 2 famous problems such as simple/multiple linear regression, simple binary classification, and logistic regression can be written as a one-layer network whose weight are vectors not matrices.

Although a one-layer network provides valuable understanding of the relationship between the Jacobian and the gradient of the loss with respect to  $\mathbf{z}$ , it is not practical in terms of performance. To improve performance, adding more layers is recommended. As a result, the following subsection will demonstrate the calculation of the gradient of a two-layer network.

### 3.2 GRADIENT OF A TWO-LAYER NETWORK

Studying a two-layer network can not only improve accuracy but also aid in developing a method for calculating the gradient of any deep neural network (DNN) with multiple layers. To demonstrate this, a two-layer network will be considered, as shown in Fig. 5 where block-wise model helps calculating the gradient of its loss. Similar to a one-layer network, one can write  $\nabla_{\mathbf{z}^{[2]}} \ell(\mathbf{y}, \mathbf{f}^{[2]}(\mathbf{z}^{[2]})) = -(\mathbf{y} - \hat{\mathbf{y}})$  from Tab. 1. To calculate  $\mathbf{J}_{\boldsymbol{\theta}} \mathbf{z}^{[2]}(\boldsymbol{\theta})$ , observe that it can be separated into parameters of second and first layer as does  $\boldsymbol{\theta}$ . The separation for  $\boldsymbol{\theta}$  can be written as the following:

$$\boldsymbol{\theta}^\top := \left[ (\text{Vec}(\mathbf{W}^{[1]}))^\top \quad (\mathbf{b}^{[1]})^\top \quad (\text{Vec}(\mathbf{W}^{[2]}))^\top \quad (\mathbf{b}^{[2]})^\top \right]^\top$$

which is used to write the below separation of Jacobian matrices:

$$\mathbf{J}_{\boldsymbol{\theta}} \mathbf{z}^{[2]}(\boldsymbol{\theta}) = \begin{bmatrix} \mathbf{J}_{\mathbf{W}^{[2]}, \mathbf{b}^{[2]}}(\mathbf{z}^{[2]}(\boldsymbol{\theta})) & \mathbf{J}_{\mathbf{W}^{[1]}, \mathbf{b}^{[1]}}(\mathbf{z}^{[2]}(\boldsymbol{\theta})) \end{bmatrix}.$$

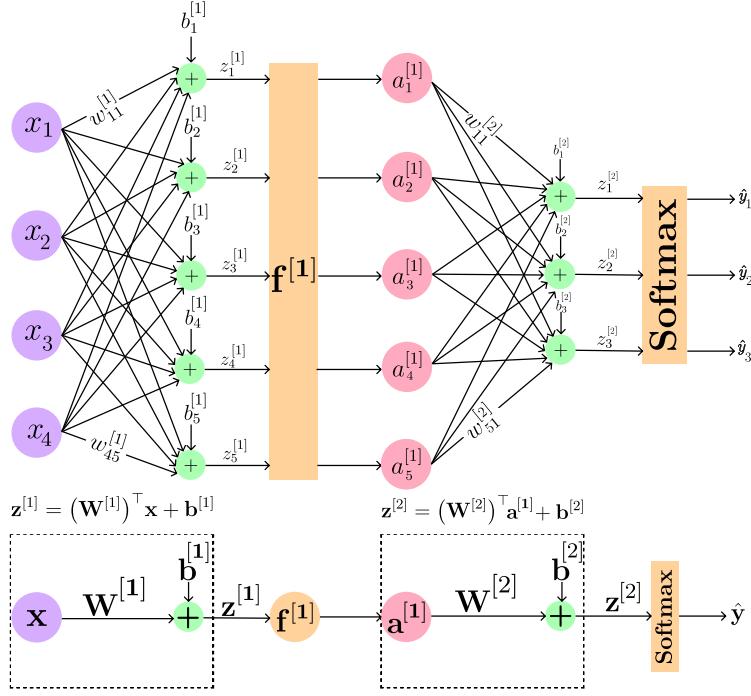


Figure 5: Two-layer network

Calculating the first term is straight forward because one can write the following:

$$\begin{aligned} \mathbf{J}_{\mathbf{W}^{[2]}, \mathbf{b}^{[2]}}(\mathbf{z}^{[2]}(\theta)) &= \mathbf{J}_{\mathbf{W}^{[2]}, \mathbf{b}^{[2]}}((\mathbf{W}^{[2]})^\top \mathbf{a}^{[1]} + \mathbf{b}^{[2]}) \\ &= \begin{bmatrix} (\mathbf{a}^{[1]})^\top & 0 & 0 \\ 0 & (\mathbf{a}^{[1]})^\top & 0 \\ 0 & 0 & (\mathbf{a}^{[1]})^\top \end{bmatrix} \begin{bmatrix} 0 \\ 0 \\ \mathbf{I}_{3 \times 3} \end{bmatrix} \in \mathbb{R}^{3 \times 18} \end{aligned}$$

where  $\mathbf{a}^{[1]} \in \mathbb{R}^5$  because  $\mathbf{W}^{[2]} \in \mathbb{R}^{5 \times 3}$ . To calculate the second term first observe that  $\mathbf{W}^{[2]}$  is not a function of  $\mathbf{W}^{[1]}$  nor  $\mathbf{b}^{[1]}$ . As a result one can write the following:

$$\begin{aligned} \mathbf{J}_{\mathbf{W}^{[1]}, \mathbf{b}^{[1]}}(\mathbf{z}^{[2]}(\theta)) &= \mathbf{J}_{\mathbf{W}^{[1]}, \mathbf{b}^{[1]}}((\mathbf{W}^{[2]})^\top \mathbf{a}^{[1]} + \mathbf{b}^{[2]}) \\ &= (\mathbf{W}^{[2]})^\top \mathbf{J}_{\mathbf{W}^{[1]}, \mathbf{b}^{[1]}}(\mathbf{a}^{[1]}) \\ &= (\mathbf{W}^{[2]})^\top \mathbf{J}_{\mathbf{W}^{[1]}, \mathbf{b}^{[1]}}(\mathbf{f}^{[1]}(\mathbf{z}^{[1]})) \\ &= (\mathbf{W}^{[2]})^\top \mathbf{J}_{\mathbf{W}^{[1]}, \mathbf{b}^{[1]}}(\mathbf{f}^{[1]}(\mathbf{z}^{[1]})) \end{aligned}$$

The last equality is where one needs to use the chain rule in order to get expression in terms of  $\mathbf{W}^{[1]}$  and  $\mathbf{b}^{[1]}$  as the below shows:

$$\begin{aligned} \mathbf{J}_{\mathbf{W}^{[1]}, \mathbf{b}^{[1]}}(\mathbf{z}^{[2]}(\theta)) &= (\mathbf{W}^{[2]})^\top \mathbf{J}_{\mathbf{z}^{[1]}}(\mathbf{f}^{[1]}(\mathbf{z}^{[1]})) \mathbf{J}_{\mathbf{W}^{[1]}, \mathbf{b}^{[1]}}((\mathbf{W}^{[1]})^\top \mathbf{x} + \mathbf{b}^{[1]}) \\ &= (\mathbf{W}^{[2]})^\top \mathbf{J}_{\mathbf{z}^{[1]}}(\mathbf{f}^{[1]}(\mathbf{z}^{[1]})) \begin{bmatrix} (\mathbf{x})^\top & 0 & 0 & 0 & 0 \\ 0 & (\mathbf{x})^\top & 0 & 0 & 0 \\ 0 & 0 & (\mathbf{x})^\top & 0 & 0 \\ 0 & 0 & 0 & (\mathbf{x})^\top & 0 \\ 0 & 0 & 0 & 0 & (\mathbf{x})^\top \end{bmatrix} \begin{bmatrix} 0 \\ 0 \\ 0 \\ 0 \\ \mathbf{I}_{5 \times 5} \end{bmatrix} \in \mathbb{R}^{3 \times 25} \end{aligned}$$

Finally, the gradient would be the following:

$$\begin{aligned}\nabla_{\theta} \ell(\mathbf{y}, \hat{\mathbf{y}}(\theta)) &= (\mathbf{J}_{\theta} \mathbf{z}^{[2]}(\theta))^{\top} \nabla_{\mathbf{z}^{[3]}} \ell(\mathbf{y}, \mathbf{f}(\mathbf{z}^{[2]})) \\ &= - \left[ \begin{array}{ccccc} \mathbf{x} & 0 & 0 & 0 & 0 \\ 0 & \mathbf{x} & 0 & 0 & 0 \\ 0 & 0 & \mathbf{x} & 0 & 0 \\ 0 & 0 & 0 & \mathbf{x} & 0 \\ 0 & 0 & 0 & 0 & \mathbf{x} \\ & & \mathbf{I}_{5 \times 5} & & \end{array} \begin{array}{c} \left( \mathbf{J}_{\mathbf{z}^{[1]}}(\mathbf{f}^{[1]}(\mathbf{z}^{[1]})) \right)^{\top} \mathbf{W}^{[2]} \\ \\ \\ \\ \end{array} \begin{array}{c} \left[ \begin{array}{ccc} \mathbf{a}^{[1]} & 0 & 0 \\ 0 & \mathbf{a}^{[1]} & 0 \\ 0 & 0 & \mathbf{a}^{[1]} \\ & & \mathbf{I}_{3 \times 3} \end{array} \right] \\ \\ \\ \end{array} \right] (\mathbf{y} - \hat{\mathbf{y}}).\end{aligned}$$

The next subsection will demonstrate the calculation of the gradient for a three-layer network, thereby illustrating the extension of the two-layer network gradient to an arbitrary number of layers.

### 3.3 GRADIENT OF A THREE-LAYER NETWORK

In this subsection, we evaluate the gradient of a loss function for the LeNet-100-300 network architecture, which consists of 100 units in the first fully connected layer and 300 units in the second fully connected layer LeCun et al. (1998). This network is used for image classification tasks LeCun (1998). The input to the network is a vectorized representation of  $28 \times 28$  digit images (784 elements) and the output is a vector in  $\mathbb{R}^{10}$ . The input to the LeNet-100-300 is a vector  $\mathbf{x} \in \mathbb{R}^{784}$  representing the vectorized image. Similar to a one- and two-layer networks  $\nabla_{\mathbf{z}^{[3]}} \ell(\mathbf{y}, \mathbf{f}^{[3]}(\mathbf{z}^{[3]})) = -(\mathbf{y} - \hat{\mathbf{y}}) \in \mathbb{R}^{10}$  which is obtained from Tab. 1. To calculate  $\mathbf{J}_{\theta} \mathbf{z}^{[3]}(\theta)$ , three Jacobian are needed to separate out the parameters of the layers as the following:

$$\mathbf{J}_{\theta} \mathbf{z}^{[3]}(\theta) = \begin{bmatrix} \mathbf{J}_{\mathbf{W}^{[3], \mathbf{b}^{[3]}}(\mathbf{z}^{[3]}(\theta))} & \mathbf{J}_{\mathbf{W}^{[2], \mathbf{b}^{[2]}}(\mathbf{z}^{[3]}(\theta))} & \mathbf{J}_{\mathbf{W}^{[1], \mathbf{b}^{[1]}}(\mathbf{z}^{[3]}(\theta))} \end{bmatrix}.$$

By following the same steps as for the two-layer network, the gradient can be expressed as:

$$\begin{aligned}\nabla_{\theta} \ell(\mathbf{y}, \hat{\mathbf{y}}(\theta)) &= (\mathbf{J}_{\theta} \mathbf{z}^{[3]}(\theta))^{\top} \nabla_{\mathbf{z}^{[3]}} \ell(\mathbf{y}, \mathbf{f}(\mathbf{z}^{[3]})) \\ &= - \left[ \begin{array}{ccc} \begin{bmatrix} \mathbf{x} & 0 & 0 \\ 0 & \ddots & 0 \\ 0 & 0 & \mathbf{x} \\ & & \mathbf{I}_{300 \times 300} \end{bmatrix} & \begin{bmatrix} \mathbf{a}^{[2]} & 0 & 0 \\ 0 & \ddots & 0 \\ 0 & 0 & \mathbf{a}^{[2]} \\ & & \mathbf{I}_{100 \times 100} \end{bmatrix} & \begin{bmatrix} \mathbf{a}^{[3]} & 0 & 0 \\ 0 & \ddots & 0 \\ 0 & 0 & \mathbf{a}^{[3]} \\ & & \mathbf{I}_{10 \times 10} \end{bmatrix} \end{array} \begin{array}{c} \left( \mathbf{J}_{\mathbf{z}^{[1]}}(\mathbf{f}^{[1]}(\mathbf{z}^{[1]})) \right)^{\top} \mathbf{W}^{[2]} \left( \mathbf{J}_{\mathbf{z}^{[2]}}(\mathbf{f}^{[2]}(\mathbf{z}^{[2]})) \right)^{\top} \mathbf{W}^{[3]} \\ \\ \left( \mathbf{J}_{\mathbf{z}^{[2]}}(\mathbf{f}^{[2]}(\mathbf{z}^{[2]})) \right)^{\top} \mathbf{W}^{[3]} \\ \\ \end{array} \right] (\mathbf{y} - \hat{\mathbf{y}}).\end{aligned}$$

which is consistent with Alg. 1.

### 3.4 JACOBIAN OF ACTIVATION FUNCTIONS

In this subsection we elaborate on  $\mathbf{J}_{\mathbf{z}^{[l]}}(\mathbf{f}^{[l]}(\mathbf{z}^{[l]}))$  where  $\mathbf{f}^{[l]}$  is the  $l$ -th activation layer whose corresponding input is  $\mathbf{z}^{[l]}$  for  $l = 1, \dots, L-1$ . Typically, when  $l \neq L$ , the vector  $\mathbf{f}^{[l]}(\mathbf{z}^{[l]})$  is obtained by applying a single univariate function  $f$  to each element of  $\mathbf{z}^{[l]}$ . The most common activation function used in DNNs is the Rectified Linear Unit (ReLU) function, i.e.,  $f(x) = \max(0, x)$  Fukushima (1969; 1975); Rumelhart et al. (1986a); Nair & Hinton (2010). Algebraically speaking,

$$\mathbf{f}^{\top}(\mathbf{z}) = [f(z_1) \quad \dots \quad f(z_d)]^{\top}$$



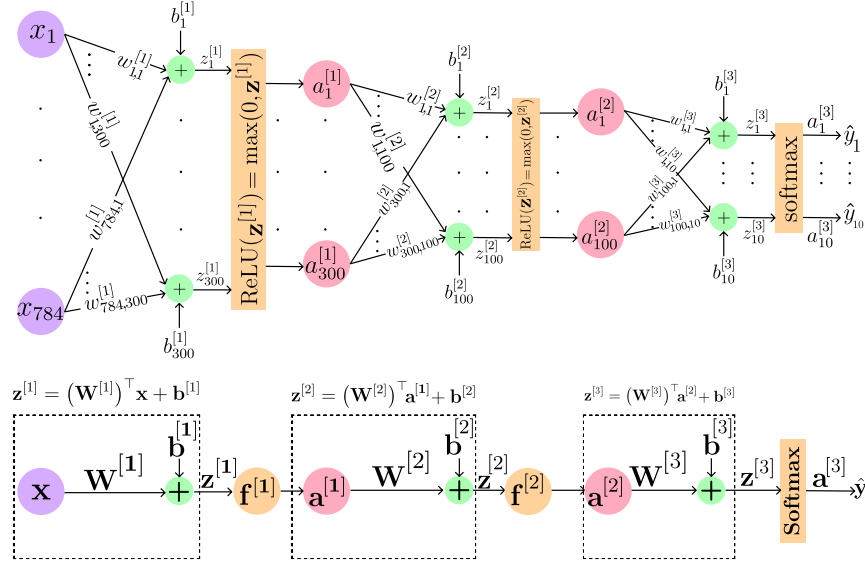


Figure 6: LeNet-100-300

where  $f$  is the univariate function which is the same for all elements of  $\mathbf{z}$ ,  $d$  is the output size of the layer, and we have dropped superscripts for the sake of readability. This special structure results in a diagonal matrix, i.e.,

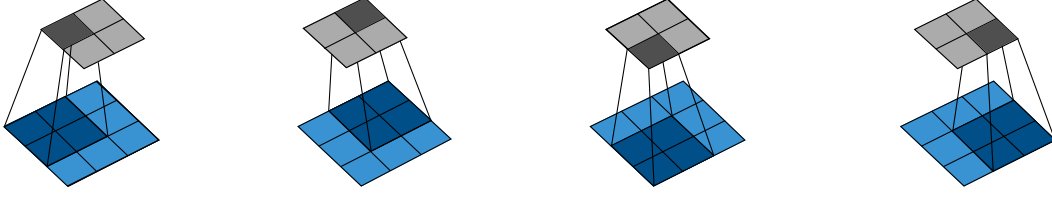
$$\mathbf{J}_{\mathbf{z}}(\mathbf{f}(\mathbf{z})) = \text{diag}\left(f'(z_1), \dots, f'(z_d)\right)$$

where  $f'$  is the derivative of a univariate function. For the special case of the ReLU function  $\mathbf{J}_{\mathbf{z}}(\mathbf{f}(\mathbf{z}))$  is a diagonal matrix of zeros and ones which are associated to the negative and positive elements of  $\mathbf{z}$ . Multiplying such a matrix from the left to any matrix  $\mathbf{W}$  results in removing the rows of  $\mathbf{W}$  associated to zero elements in  $\mathbf{J}_{\mathbf{z}}(\mathbf{f}(\mathbf{z}))$  which greatly decreases the computation. The zero-th norm of the parameter vector can be minimized in sparse optimizations using these intuitions, as noted in Damadi & Shen (2022b).

The derivations so far have considered fully connected networks. However, for computer vision tasks, CNN models, which employ convolution operations instead of matrix multiplication in some layers, are utilized. In the next subsection, we demonstrate how a convolutional layer can be transformed into fully connected networks.

### 3.5 CONVOLUTION AS MATRIX MULTIPLICATION

A 2-D convolution operation is a mathematical operation that is used to extract features or patterns from a 2-dimensional input (matrix), such as an image. It works by applying a filter or kernel, which is also a matrix, to the input image LeCun et al. (1998). The filter is moved across the image, performing element-wise multiplications with the overlapping regions of the image and filter, and then summing the results. This process is repeated for every position of the filter on the image, resulting in a new matrix output, known as a feature map. Fig. 7 shows the process of a convolution operation where the 3x3 and 2x2 matrices represent the input and the filter respectively. As Fig. 7 illustrates the filter slides over the input image, one pixel at a time, and performs element-wise multiplications with the overlapping region of the image. The result of these multiplications is then summed, and the sum is stored in the corresponding location of the output feature map.



**Figure 7:** An illustration of convolution

The size of the filter and the stride (the number of pixels the filter is moved each time) determine the size of the output feature map. Additionally, the filter can be applied multiple times with different filter parameters, to extract different features from the same input image.

**Proposition 2.** *The convolution operation between two matrices,  $\mathbf{X}$  and  $\mathbf{K}$ , can be represented as a matrix multiplication. Specifically, it can be represented as the product of a Toeplitz matrix (or diagonal-constant matrix) of  $\mathbf{K}$  and the vector obtained from stacking the columns of the transpose of  $\mathbf{X}$  in the order of the first one on top. Mathematically, this can be represented as:*

$$\mathbf{X} * \mathbf{K} = \text{Teop}(\mathbf{K}) \text{Vec}(\mathbf{X}^\top)$$

where  $\mathbf{X} \in \mathbb{R}^{m_X \times n_X}$  and  $\mathbf{K} \in \mathbb{R}^{m_K \times n_K}$  and  $m_X, n_X, m_K, n_K \in \mathbb{N}$ .

**Remark 1.** *The above representation allows for the convolution operation to be computed efficiently using matrix multiplication, which can be parallelized and accelerated on a GPU.*

To clarify the above proposition, consider  $\mathbf{X} \in \mathbb{R}^{3 \times 3}$  and  $\mathbf{K} \in \mathbb{R}^{2 \times 2}$  as the input and filter respectively. Then, one can verify the proposition by writing the following:

$$\mathbf{X} * \mathbf{K} = \begin{bmatrix} k_1 & k_2 & 0 & k_3 & k_4 & 0 & 0 & 0 & 0 \\ 0 & k_1 & k_2 & 0 & k_3 & k_4 & 0 & 0 & 0 \\ 0 & 0 & k_1 & k_2 & 0 & k_3 & k_4 & 0 & 0 \\ 0 & 0 & 0 & k_1 & k_2 & 0 & k_3 & k_4 & 0 \end{bmatrix} \begin{bmatrix} x_1 \\ x_2 \\ x_3 \\ x_4 \\ x_5 \\ x_6 \\ x_7 \\ x_8 \\ x_9 \end{bmatrix}$$

**Proposition 3.** *For an input  $\mathbf{X}$  to a convolutional layer that has  $r$  number of filters, each calculation  $\mathbf{X} * \mathbf{K}_i + \mathbf{B}_i$  is equivalent to  $(\mathbf{W}_i)^\top \mathbf{x} + \mathbf{b}_i$  where  $\mathbf{K}_i$  is the matrix of the  $i$ -th filter,  $\mathbf{B}_i$  is the matrix of associated bias for each filter,  $\mathbf{W}_i = \left( \text{Teop}(\mathbf{K}_i) \right)^\top$ ,  $\mathbf{b}_i = \text{Vec}(\mathbf{B}_i)$  for  $i = 1, \dots, r$ , and  $\mathbf{x} := \text{Vec}(\mathbf{X}^\top)$ .*

According to the above proposition, we can convert a convolutional neural network to a typical fully connected one and find its gradient.

## 4 CONCLUSION

In this paper, we demonstrated the utilization of the Jacobian operator to simplify the gradient calculation process in DNNs. We presented a matrix multiplication-based algorithm that expresses the BP algorithm using Jacobian matrices and applied it to determine gradients for single, double, and three-layer networks. Our calculations offered insight into the gradients of loss functions in DNNs, e.g. the gradient of a single-layer network can serve as a model for the final layer of any DNN. The findings were also expanded to cover more intricate architectures such as LeNet-100-300, and it was demonstrated that the gradients of convolutional neural network layers can be transformed into linear layers. These results can aid research on compressing DNNs that utilize the full gradient, as noted in Damadi et al. (2022). It can benefit sparse optimization in both deterministic and stochastic settings, as the Iterative Hard Thresholding (IHT) algorithm uses the full gradient for a sparse solution Damadi & Shen (2022b) in deterministic settings and the mini-batch Stochastic IHT algorithm is employed in the stochastic context Damadi & Shen (2022a). We provided concise mathematical justifications to

---

make the results clear and useful for people from different fields, even if they did not have a deep understanding of the mathematics involved. This was particularly important when communicating complex technical concepts to non-experts, as it allowed for a clear and accurate understanding of the results. Additionally, using mathematical notation allowed for precise and unambiguous statements of results, which could facilitate replication and further research in the field. As next steps, we intend to study the calculation of gradients for loss functions in various types of neural networks such as residual, recurrent, Long Short-Term Memory (LSTM), and Transformer networks. Additionally, we would like to explore decreasing the computation of the BP algorithm for conduction the training process on an accelerator Hojabr et al. (2020).

---

## REFERENCES

- Martín Abadi, Paul Barham, Jianmin Chen, Zhifeng Chen, Andy Davis, Jeffrey Dean, Matthieu Devin, Sanjay Ghemawat, Geoffrey Irving, Michael Isard, et al. {TensorFlow}: a system for {Large-Scale} machine learning. In *12th USENIX symposium on operating systems design and implementation (OSDI 16)*, pp. 265–283, 2016.
- Tom Brown, Benjamin Mann, Nick Ryder, Melanie Subbiah, Jared D Kaplan, Prafulla Dhariwal, Arvind Neelakantan, Pranav Shyam, Girish Sastry, Amanda Askell, et al. Language models are few-shot learners. *Advances in neural information processing systems*, 33:1877–1901, 2020.
- Saeed Damadi and Jinglai Shen. Convergence of the mini-batch siht algorithm. *arXiv preprint arXiv:2209.14536*, 2022a.
- Saeed Damadi and Jinglai Shen. Gradient properties of hard thresholding operator. *arXiv preprint arXiv:2209.08247*, 2022b.
- Saeed Damadi, Erfan Nouri, and Hamed Pirsiavash. Amenable sparse network investigator. *arXiv preprint arXiv:2202.09284*, 2022.
- Jacob Devlin, Ming-Wei Chang, Kenton Lee, and Kristina Toutanova. Bert: Pre-training of deep bidirectional transformers for language understanding. *arXiv preprint arXiv:1810.04805*, 2018.
- Kunihiko Fukushima. Visual feature extraction by a multilayered network of analog threshold elements. *IEEE Transactions on Systems Science and Cybernetics*, 5(4):322–333, 1969.
- Kunihiko Fukushima. Cognitron: A self-organizing multilayered neural network. *Biological cybernetics*, 20(3-4):121–136, 1975.
- Kaiming He, Xiangyu Zhang, Shaoqing Ren, and Jian Sun. Deep residual learning for image recognition. In *Proceedings of the IEEE conference on computer vision and pattern recognition*, pp. 770–778, 2016.
- Reza Hojabr, Kamyar Givaki, Kossar Pourahmadi, Parsa Nooralinejad, Ahmad Khonsari, Dara Rahmati, and M Hassan Najafi. Taxonn: A light-weight accelerator for deep neural network training. In *2020 IEEE International Symposium on Circuits and Systems (ISCAS)*, pp. 1–5. IEEE, 2020.
- Gao Huang, Zhuang Liu, Laurens Van Der Maaten, and Kilian Q Weinberger. Densely connected convolutional networks. In *Proceedings of the IEEE conference on computer vision and pattern recognition*, pp. 4700–4708, 2017.
- Yann LeCun. The mnist database of handwritten digits. <http://yann.lecun.com/exdb/mnist/>, 1998.
- Yann LeCun, Léon Bottou, Yoshua Bengio, and Patrick Haffner. Gradient-based learning applied to document recognition. *Proceedings of the IEEE*, 86(11):2278–2324, 1998.
- Vinod Nair and Geoffrey E Hinton. Rectified linear units improve restricted boltzmann machines. In *Proceedings of the 27th international conference on machine learning (ICML-10)*, pp. 807–814, 2010.
- Adam Paszke, Sam Gross, Francisco Massa, Adam Lerer, James Bradbury, Gregory Chanan, Trevor Killeen, Zeming Lin, Natalia Gimelshein, Luca Antiga, et al. Pytorch: An imperative style, high-performance deep learning library. *arXiv preprint arXiv:1912.01703*, 2019.
- Colin Raffel, Noam Shazeer, Adam Roberts, Katherine Lee, Sharan Narang, Michael Matena, Yanqi Zhou, Wei Li, Peter J Liu, et al. Exploring the limits of transfer learning with a unified text-to-text transformer. *J. Mach. Learn. Res.*, 21(140):1–67, 2020.
- Joseph Redmon, Santosh Divvala, Ross Girshick, and Ali Farhadi. You only look once: Unified, real-time object detection. In *Proceedings of the IEEE conference on computer vision and pattern recognition*, pp. 779–788, 2016.
- Herbert Robbins and Sutton Monro. A stochastic approximation method. *The annals of mathematical statistics*, pp. 400–407, 1951.

- 
- Olaf Ronneberger, Philipp Fischer, and Thomas Brox. U-net: Convolutional networks for biomedical image segmentation. In *International Conference on Medical image computing and computer-assisted intervention*, pp. 234–241. Springer, 2015.
- David E Rumelhart, Geoffrey E Hinton, James L McClelland, et al. A general framework for parallel distributed processing. *Parallel distributed processing: Explorations in the microstructure of cognition*, 1(45-76):26, 1986a.
- David E Rumelhart, Geoffrey E Hinton, and Ronald J Williams. Learning representations by back-propagating errors. *nature*, 323(6088):533–536, 1986b.
- Farshad Safavi and Maryam Rahnemoonfar. Comparative study of real-time semantic segmentation networks in aerial images during flooding events. *IEEE Journal of Selected Topics in Applied Earth Observations and Remote Sensing*, 16:15–31, 2022.
- Christian Szegedy, Wei Liu, Yangqing Jia, Pierre Sermanet, Scott Reed, Dragomir Anguelov, Dumitru Erhan, Vincent Vanhoucke, and Andrew Rabinovich. Going deeper with convolutions. In *Proceedings of the IEEE conference on computer vision and pattern recognition*, pp. 1–9, 2015.
- Mingxing Tan and Quoc Le. Efficientnet: Rethinking model scaling for convolutional neural networks. In *International conference on machine learning*, pp. 6105–6114. PMLR, 2019.

## APPENDICES

### A OPERATORS

**Definition 1** (Jacobian matrix of a vector-valued function). Let  $\mathbf{f} : \mathbb{R}^n \rightarrow \mathbb{R}^m$  be a differentiable

vector-valued function where  $\mathbf{f}(\mathbf{x}) = \begin{bmatrix} f_1(\mathbf{x}) \\ \vdots \\ f_m(\mathbf{x}) \end{bmatrix}$  and  $\mathbf{x} \in \mathbb{R}^n$ . This function takes a point  $\mathbf{x} \in \mathbb{R}^n$

as an input and produces  $\mathbf{f}(\mathbf{x}) \in \mathbb{R}^m$  as the output. The Jacobian matrix of  $\mathbf{f}$  with respect to  $\mathbf{x}$  is defined to be an  $m \times n$  matrix denoted by  $\mathbf{J}_{\mathbf{x}}\mathbf{f}(\mathbf{x})$  as the following:

$$\mathbf{J}_{\mathbf{x}}\mathbf{f}(\mathbf{x}) = \begin{bmatrix} \frac{\partial f_1(\mathbf{x})}{\partial x_1} & \dots & \frac{\partial f_1(\mathbf{x})}{\partial x_n} \\ \vdots & \ddots & \vdots \\ \frac{\partial f_m(\mathbf{x})}{\partial x_1} & \dots & \frac{\partial f_m(\mathbf{x})}{\partial x_n} \end{bmatrix} = \begin{bmatrix} (\nabla_{\mathbf{x}} f_1(\mathbf{x}))^\top \\ \vdots \\ (\nabla_{\mathbf{x}} f_m(\mathbf{x}))^\top \end{bmatrix}.$$

**Definition 2** (Gradient of a scalar-valued function). Let  $f : \mathbb{R}^n \rightarrow \mathbb{R}$  be a differentiable scalar-valued function. The gradient of  $f : \mathbb{R}^n \rightarrow \mathbb{R}$  at  $\mathbf{x} \in \mathbb{R}^n$  is defined as the following:

$$\nabla f(\mathbf{x}) = \begin{bmatrix} \frac{\partial f(\mathbf{x})}{\partial x_1} \\ \vdots \\ \frac{\partial f(\mathbf{x})}{\partial x_n} \end{bmatrix}.$$

### B ACTIVATION FUNCTIONS

**Definition 3** (Sigmoid function). A sigmoid function  $\sigma : \mathbb{R} \rightarrow [0, 1]$  is defined as  $\sigma(x) = \frac{e^x}{1+e^x}$ .

**Remark 2** (BCE loss). The BCE loss is minimized when the predicted label is close to the true label. The BCE loss has a smooth and continuous gradient which makes it suitable for use with gradient-based optimization algorithms. It is also a convex function with respect to the variable  $\hat{y}$ .

**Definition 4** (Softmax function). A softmax function  $\sigma : \mathbb{R}^n \rightarrow \mathbb{R}^n$  is defined as  $\sigma(x) = \frac{e^x}{1+e^x}$ .

### C LOSS FUNCTIONS

**Definition 5** (Binary Cross Entropy Loss). Let  $\hat{y} \in [0, 1]$  be a predicted probability for a true label whose value is either zero or one, i.e.,  $y \in \{0, 1\}$ . The Binary Cross Entropy (BCE) loss is defined as follows:

$$\text{BCE}(y, \hat{y}) = -(y \log(\hat{y}) + (1 - y) \log(1 - \hat{y})).$$

**Remark 3** (BCE loss). The BCE loss is minimized when the predicted label is close to the true label. The BCE loss has a smooth and continuous gradient which makes it suitable for use with gradient-based optimization algorithms. It is also a convex function with respect to the variable  $\hat{y}$ .

**Definition 6** (Cross Entropy Loss).

**Definition 7** (Mean Squared Error Loss).

### D GRADIENT OF THE LOSS WITH RESPECT TO $\mathbf{z}^{[L]}$

#### D.1 SIGMOID WITH BCE

**Proposition 4** (Gradient of BCE loss). Let  $\mathbf{x}^{(i)}$  be an input to a one-layer network solving binary classification with  $y^{(i)} \in \{0, 1\}$  be its true label and  $\hat{y}^{(i)} = \sigma(\mathbf{w}^\top \mathbf{x}^{(i)} + b)$  is the predicted probability corresponding to the input for  $i = 1, \dots, N$ . The gradient of the BCE loss is given as follows:

$$\nabla_{\theta} \text{BCE}(y^{(i)}, \sigma(\mathbf{w}^\top \mathbf{x}^{(i)} + b)) = -(y^{(i)} - \sigma(\mathbf{w}^\top \mathbf{x}^{(i)} + b)) \begin{bmatrix} \mathbf{x}^{(i)} \\ 1 \end{bmatrix}$$

for  $i = 1, \dots, N$ .

---

*Proof.* We calculate the following for a fixed  $i \in \{1, \dots, N\}$ :

$$\nabla_{\theta} \left( \text{BCE} \left( y^{(i)}, \sigma(\mathbf{w}^\top \mathbf{x}^{(i)} + b) \right) \right) = -\nabla_{\theta} \left( y^{(i)} \log \left( \sigma(\mathbf{w}^\top \mathbf{x}^{(i)} + b) \right) + (1 - y^{(i)}) \log \left( 1 - \sigma(\mathbf{w}^\top \mathbf{x}^{(i)} + b) \right) \right).$$

To calculate the above observe the following:

$$\nabla_{\theta} \left( \sigma(\mathbf{w}^\top \mathbf{x}^{(i)} + b) \right) = \begin{bmatrix} \mathbf{x}^{(i)} \\ 1 \end{bmatrix} \sigma(\mathbf{w}^\top \mathbf{x}^{(i)} + b) \left( 1 - \sigma(\mathbf{w}^\top \mathbf{x}^{(i)} + b) \right).$$

Hence, we can write the following:

$$\begin{aligned} \nabla_{\theta} \left( \text{BCE} \left( y^{(i)}, \sigma(\mathbf{w}^\top \mathbf{x}^{(i)} + b) \right) \right) &= - \left( y^{(i)} \frac{\sigma(\mathbf{w}^\top \mathbf{x}^{(i)} + b) (1 - \sigma(\mathbf{w}^\top \mathbf{x}^{(i)} + b))}{\sigma(\mathbf{w}^\top \mathbf{x}^{(i)} + b)} \begin{bmatrix} \mathbf{x}^{(i)} \\ 1 \end{bmatrix} \right. \\ &\quad \left. - (1 - y^{(i)}) \frac{\sigma(\mathbf{w}^\top \mathbf{x}^{(i)} + b) (1 - \sigma(\mathbf{w}^\top \mathbf{x}^{(i)} + b))}{1 - \sigma(\mathbf{w}^\top \mathbf{x}^{(i)} + b)} \begin{bmatrix} \mathbf{x}^{(i)} \\ 1 \end{bmatrix} \right) \\ &= -y^{(i)} (1 - \sigma(\mathbf{w}^\top \mathbf{x}^{(i)} + b)) \begin{bmatrix} \mathbf{x}^{(i)} \\ 1 \end{bmatrix} + (1 - y^{(i)}) \sigma(\mathbf{w}^\top \mathbf{x}^{(i)} + b) \begin{bmatrix} \mathbf{x}^{(i)} \\ 1 \end{bmatrix} \\ &= - \left( y^{(i)} - \sigma(\mathbf{w}^\top \mathbf{x}^{(i)} + b) \right) \begin{bmatrix} \mathbf{x}^{(i)} \\ 1 \end{bmatrix} \end{aligned}$$

□

## D.2 SOFTAMX WITH CE

### D.3 MSE

**Proposition 5.** Let  $\mathbf{x}^{(i)}$  be an input to a one-layer network with  $y^{(i)} \in \mathbb{R}$  be the corresponding true value and  $\mathbb{R} \ni \hat{y}^{(i)} = \mathbf{w}^\top \mathbf{x}^{(i)} + b$  be the corresponding prediction for  $i = 1, \dots, N$ . The gradient of MSE loss is defined as follows:

$$\nabla_{\theta} \text{MSE}(y^{(i)}, \mathbf{w}^\top \mathbf{x}^{(i)} + b) = \nabla_{\theta} (y^{(i)} - (\mathbf{w}^\top \mathbf{x}^{(i)} + b))^2 = 2 \begin{bmatrix} \mathbf{x} \\ 1 \end{bmatrix} (y^{(i)} - \hat{y}^{(i)})$$

for  $i = 1, \dots, N$ .

*Proof.* Let  $\theta := [\mathbf{w}^\top b]^\top$ . Then,

$$\nabla_{\theta} (y^{(i)} - \hat{y}^{(i)})^2 = 2(y^{(i)} - \hat{y}^{(i)}) \nabla_{\theta} \hat{y}^{(i)} = 2 \begin{bmatrix} \mathbf{x} \\ 1 \end{bmatrix} (y^{(i)} - \hat{y}^{(i)})$$

□