

# THE BACKPROPAGATION ALGORITHM FOR A MATH STUDENT

Saeed Damadi<sup>1</sup>, Golnaz Moharrer<sup>2</sup>, Mostafa Cham<sup>2</sup>

<sup>1</sup>Department of Mathematics and Statistics, <sup>2</sup>Department of Information Systems  
University of Maryland, Baltimore County (UMBC)

Baltimore, MD 21250

sdamad1, golnazm1, mcham2@umbc.edu

## ABSTRACT

A Deep Neural Network (DNN) is a composite function of vector-valued functions, and in order to train a DNN, it is necessary to calculate the gradient of the loss function with respect to all parameters. This calculation can be a non-trivial task because the loss function of a DNN is a composition of several nonlinear functions, each with numerous parameters. The Backpropagation (BP) algorithm leverages the composite structure of the DNN to efficiently compute the gradient. As a result, the number of layers in the network does not significantly impact the complexity of the calculation. The objective of this paper is to express the gradient of the loss function in terms of a matrix multiplication using the Jacobian operator. This can be achieved by considering the total derivative of each layer with respect to its parameters and expressing it as a Jacobian matrix. The gradient can then be represented as the matrix product of these Jacobian matrices. This approach is valid because the chain rule can be applied to a composition of vector-valued functions, and the use of Jacobian matrices allows for the incorporation of multiple inputs and outputs. By providing concise mathematical justifications, the results can be made understandable and useful to a broad audience from various disciplines.

## 1 INTRODUCTION

Understanding the process of training a (Deep) Neural Networks ((DNN) NN), as illustrated in Fig 1, is not straightforward because it involves many detailed parts. Additionally, modern and sophisticated DNNs are often provided as pre-trained models in Python packages such as Pytorch Paszke et al. (2019) and TensorFlow Abadi et al. (2016), which can make it difficult for users to fully understand the training process. These packages abstract away many of the implementation details, making it more accessible for users to use these models for their own tasks, but also making it less transparent for the user to understand the inner workings of the model.

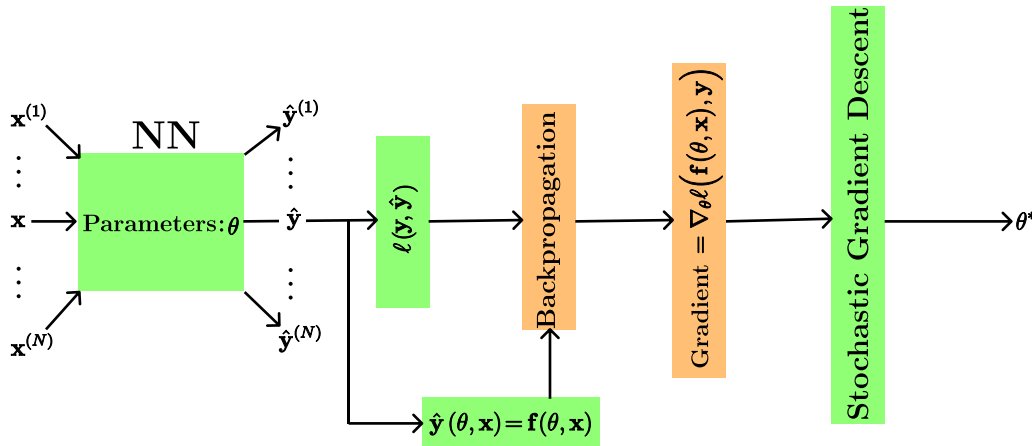


Figure 1: Relationship between training of a NN and BP algorithm

---

These pre-trained off-the-shelf models can solve variety of tasks such as computer vision or language processing. Convolutional neural networks (CNNs) are currently the most widely used architecture for image classification and other computer vision tasks. Some examples of successful CNN architectures for image classification include ResNet He et al. (2016), Inception Szegedy et al. (2015), DenseNet Huang et al. (2017), and EfficientNet Tan & Le (2019). CNNs models are capable of solving image segmentation and object detection which can be done using U-Net Ronneberger et al. (2015) and YOLO Redmon et al. (2016). For natural language processing tasks, Transformer models like BERT Devlin et al. (2018), GPT-3 Brown et al. (2020), and T5 Raffel et al. (2020) have achieved state-of-the-art performance on many benchmarks.

The training process utilizes the Stochastic Gradient Descent (SGD) algorithm Robbins & Monro (1951) to minimize the loss function of a DNN. As its name suggests, the SGD algorithm requires calculating the gradient of the loss function associated with a single sample. This calculation is non-trivial task because the loss function of a DNN is a composition of several nonlinear functions where each one has numerous parameters. The Backpropagation (BP) algorithm, introduced by Rumelhart et al. (1986) is an efficient way to calculate the gradient of the loss function of a DNN. This algorithm leverages the composite structure of the DNN to efficiently calculate the gradient of the loss function with respect to the model’s parameters.

In this paper we are going to calculate the gradient of a DNN as the matrix multiplication of Jacobian matrices<sup>1</sup>. This calculation is a major part of the training process of a DNN shown in Fig. 1. This can be achieved by considering the total derivative of each layer with respect to its parameters and expressing it as a Jacobian matrix. The gradient can then be represented as the matrix product of these Jacobian matrices. This approach is valid because the chain rule can be applied to a composition of vector-valued functions, and the use of Jacobian matrices allows for the incorporation of multiple inputs and outputs. By providing concise mathematical justifications, the results can be made understandable and useful to a broad audience from various disciplines, even those without a deep understanding of the mathematics involved. This is particularly important when communicating complex technical concepts to non-experts, as it allows for a clear and accurate understanding of the results. Additionally, using mathematical notation allows for precise and unambiguous statements of results, which can facilitate replication and further research in the field.

Our results is summarized in Alg. 1 for  $L$  number of layers. As Alg. 1 shows the matrix multiplication is done iteratively. The iterative nature comes from the fact that the loss function of a NN is defined as a composition of  $L + 1$  functions where the last one is the final function which measures the loss of prediction and the actual value, i.e., the loss between  $\hat{y}$  and  $y$ . The algorithm presented in Algorithm 1 (Alg. 1) is explained and justified by calculating the gradient of the loss function for networks with one, two, and three layers. These calculations provide insight into the gradients of loss functions for generic neural networks and demonstrate how the gradient of a single-layer network can serve as a model for the last layer of any deep neural network (DNN). Additionally, the calculation of a two-layer network is used to extend the calculation beyond two-layer networks, as seen in the calculation of the gradient of the loss function for LeNet-100-300. Finally, the paper demonstrates how convolutional layers can be converted to linear layers to calculate their Jacobian matrices and find the gradient of the loss for a convolutional neural network.

## 2 NOTATION

Letters  $x$ ,  $\mathbf{x}$ ,  $\mathbf{W}$  denote a scalar, vector, and matrix respectively. The letter  $\mathbf{I}$  represents the identity matrix. The  $i$ -th element of a vector  $\mathbf{x}$  is denoted by  $x_i$ . Likewise,  $w_{ij}$  denotes the  $ij$ -th element of matrix  $\mathbf{W}$  located at the  $i$ -th row and  $j$ -th column. Also,  $\mathbf{W}_{i\bullet}$  and  $\mathbf{W}_{\bullet j}$  denote the  $i$ -th row and the  $j$ -th column of the matrix. The letter  $\mathbf{f}$  is reserved for a vector-valued non-linear activation function of a layer in a DNN (NN) where  $\mathbf{z}$  and  $\mathbf{a}$  are its input and its output respectively, i.e.,  $\mathbf{a} = \mathbf{f}(\mathbf{z})$ . The letter  $\mathbf{x}$  is reserved for the input to a DNN (NN),  $y$  or  $\mathbf{y}$  are reserved for the (scalar or vector) label of the input  $\mathbf{x}$ , and  $\hat{y}$  or  $\hat{\mathbf{y}}$  are predictions of a DNN (NN) associated with  $y$  or  $\mathbf{y}$ . Superscripted index inside square brackets, denotes the layer of a DNN (NN), eg.,  $\mathbf{z}^{[l]}$  is the  $\mathbf{z}$  vector corresponding to the  $l$ -th layer.

---

<sup>1</sup>Please refer to Appendix for the definition of a Jacobian matrix of a vector-valued function

---

**Algorithm 1** The backpropagation algorithm

**Require:** Given an  $L$ -layer DNN or NN with a loss function  $\ell$ , and a data pair  $(\mathbf{x}, \mathbf{y})$ . Let  $\mathbf{a}^{[0]} := \mathbf{x}$ .

- 1: Calculate  $\nabla_{\mathbf{z}^{[L]}} \ell(\mathbf{y}, \mathbf{f}(\mathbf{z}^{[L]}))$  from Tab. 1.
- 2: **for**  $l = 1, \dots, L$  **do**
- 3:   **if**  $l \neq L$  **then**

$$\mathbf{J}_{\mathbf{W}^{[l], \mathbf{b}^{[l]}}(\mathbf{z}^{[l]})} = (\mathbf{W}^{[L]})^\top \mathbf{J}_{\mathbf{W}^{[L-1], \mathbf{b}^{[L-1]}}(\mathbf{f}^{[L-1]}(\mathbf{z}^{[L-1]})) \dots \mathbf{J}_{\mathbf{W}^{[l], \mathbf{b}^{[l]}}(\mathbf{f}^{[l]}(\mathbf{z}^{[l]})) \begin{bmatrix} (\mathbf{a}^{[l]})^\top & 0 & 0 \\ 0 & \ddots & 0 \\ 0 & 0 & (\mathbf{a}^{[l]})^\top \end{bmatrix} I$$

- 4:   **else if**  $l = L$  **then**

$$\mathbf{J}_{\mathbf{W}^{[L], \mathbf{b}^{[L]}}(\mathbf{z}^{[L]})} = \begin{bmatrix} (\mathbf{a}^{[L]})^\top & 0 & 0 \\ 0 & \ddots & 0 \\ 0 & 0 & (\mathbf{a}^{[L]})^\top \end{bmatrix} \mathbf{I}$$

- 5:   **end if**
- 6: **end for**
- 7: Construct

$$\mathbf{J}_{\theta \mathbf{z}^{[L]}}(\theta) = \left[ \mathbf{J}_{\mathbf{W}^{[L], \mathbf{b}^{[L]}}(\mathbf{z}^{[L]}(\theta)) \quad \dots \quad \mathbf{J}_{\mathbf{W}^{[1], \mathbf{b}^{[1]}}(\mathbf{z}^{[2]}(\theta)) \right].$$

- 8: Calculate the gradient

$$\nabla_{\theta} \ell(\mathbf{y}, \hat{\mathbf{y}}(\theta)) = (\mathbf{J}_{\theta \mathbf{z}^{[L]}}(\theta))^\top \nabla_{\mathbf{z}^{[L]}} \ell(\mathbf{y}, \mathbf{f}(\mathbf{z}^{[L]})).$$

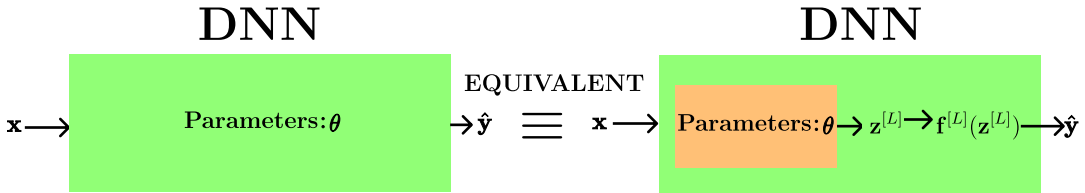

---

### 3 RESULTS

The goal of this paper is to take the first step towards training a DNN which is to calculate the gradient of a loss function with respect to all parameters of the DNN, i.e.,  $\nabla_{\theta} \ell(\mathbf{y}, \hat{\mathbf{y}}(\theta))$  where  $\theta$  is the vector of parameters,  $\hat{\mathbf{y}}$  is the predicted value by the network,  $\mathbf{y}$  is the true value, and  $\ell(\mathbf{y}, \hat{\mathbf{y}}(\theta))$  is the loss incurred to predict the output.

To achieve this goal, considering two important observations will make the task easier. First, separating the last-layer activation function from the network. As you can see in Fig. 2 this enables us to rewrite the loss as the following:

$$\ell(\mathbf{y}, \hat{\mathbf{y}}(\theta)) = \ell(\mathbf{y}, \mathbf{f}^{[L]}(\mathbf{z}^{[L]}(\theta))).$$



**Figure 2:** Separating the last layer activation from a DNN

Second, using the relationship between the Jacobian operator and the gradient stated in Prop. 3 as follows.

**Proposition 1.** Let  $f : \mathbb{R}^n \rightarrow \mathbb{R}$  be a scalar-valued function whose gradient at point  $\mathbf{x} \in \mathbb{R}^n$  is  $\nabla_{\mathbf{x}} f(\mathbf{x})$ . Then,

$$\nabla_{\mathbf{x}} f(\mathbf{x}) = \left( \mathbf{J}_{\mathbf{x}} f(\mathbf{x}) \right)^\top$$

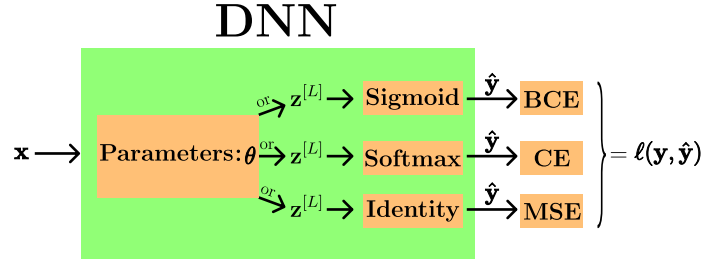
where  $\mathbf{J}_{\mathbf{x}} f(\mathbf{x})$  is the Jacobian of  $f$  with respect to  $\mathbf{x}$  at  $\mathbf{x}$ .

*Proof.* Please refer to Appendix. □

Proposition 3 can be used to write the following:

$$\begin{aligned}
\nabla_{\theta} \ell(\mathbf{y}, \hat{\mathbf{y}}(\theta)) &= \left( \mathbf{J}_{\theta} \ell(\mathbf{y}, \hat{\mathbf{y}}(\theta)) \right)^{\top} \quad (\text{Prop. 1}) \\
&= \left( \mathbf{J}_{\theta} \ell(\mathbf{y}, \mathbf{f}^{[L]}(\mathbf{z}^{[L]}(\theta))) \right)^{\top} \quad (\mathbf{f}^{[L]} \text{ is the activation function of the last layer}) \\
&= \left( \mathbf{J}_{\mathbf{z}^{[L]}} \ell(\mathbf{y}, \mathbf{f}^{[L]}(\mathbf{z}^{[L]})) \mathbf{J}_{\theta \mathbf{z}^{[L]}}(\theta) \right)^{\top} \quad (\text{The chain rule}) \\
&= \left( \mathbf{J}_{\theta \mathbf{z}^{[L]}}(\theta) \right)^{\top} \left( \mathbf{J}_{\mathbf{z}^{[L]}} \ell(\mathbf{y}, \mathbf{f}^{[L]}(\mathbf{z}^{[L]})) \right)^{\top} \\
&= \left( \mathbf{J}_{\theta \mathbf{z}^{[L]}}(\theta) \right)^{\top} \nabla_{\mathbf{z}^{[L]}} \ell(\mathbf{y}, \mathbf{f}^{[L]}(\mathbf{z}^{[L]})) \quad (\text{Prop. 1}).
\end{aligned} \tag{1}$$

The advantage of Equation (1) is that it separates the original gradient calculation into two separate calculations:  $\mathbf{J}_{\theta \mathbf{z}^{[L]}}(\theta)$  and  $\nabla_{\mathbf{z}^{[L]}} \ell(\mathbf{y}, \mathbf{f}^{[L]}(\mathbf{z}^{[L]}))$ . The second calculation is straightforward as the combination of the last activation function and the choice of loss function are not arbitrary when a DNN is used. This is shown in Fig. 3.



**Figure 3:** Last-Layer activation function combined with its associated loss

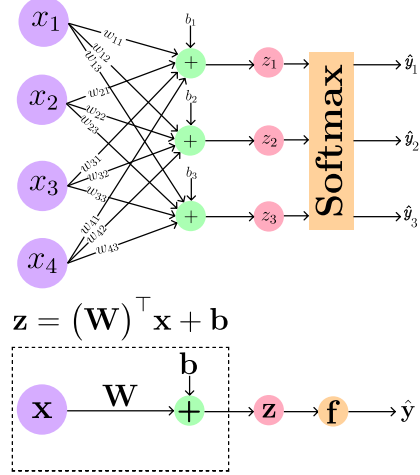
For example, in a binary classification problem, a sigmoid function is used for the last activation function together with Binary Cross Entropy (BCE) loss, as defined in Def ?? and Def. ?? in the Appendix respectively. Similarly, in a classification problem with more than two classes, a softmax function is used as the last activation function together with Cross Entropy (CE) loss, as defined in Def ?? and Def. ?? in the Appendix respectively. In a regression problem, where the goal is to predict a continuous value, the last-layer activation function is an identity function, and the Mean Squared Error (MSE) is used as the loss function, as defined in Def ???. This means that the predicted output  $\hat{\mathbf{y}}$  is equal to the final layer's output  $\mathbf{z}^{[L]}$ . Tab. 1 shows the combination of the last activation function with its corresponding loss and the expression for  $\nabla_{\mathbf{z}^{[L]}} \ell(\mathbf{y}, \mathbf{f}^{[L]}(\mathbf{z}^{[L]}))$ . For derivation you can refer to Appendix ??.

**Table 1:** Last-Layer activation function combined with its associated loss

$\mathbf{f}^{[L]}$	Loss	$\ell(\mathbf{y}, \hat{\mathbf{y}})$	$\nabla_{\mathbf{z}^{[L]}} \ell(\mathbf{y}, \mathbf{f}^{[L]}(\mathbf{z}^{[L]}))$
Sigmoid (Def. ??)	BCE (Def. ??)	$-y \log(\hat{y}) - (1 - y) \log(1 - \hat{y})$	$-(y - \hat{y}) \quad (y, \hat{y} \in \mathbb{R})$
Softmax (Def. ??)	CE (Def. ??)	$-\sum_{i=1}^c y_i \log(\hat{y}_i)$	$-(\mathbf{y} - \hat{\mathbf{y}}) \quad (\mathbf{y}, \hat{\mathbf{y}} \in \mathbb{R}^c)$
Identity	MSE (Def. ??)	$\ \mathbf{y} - \hat{\mathbf{y}}\ ^2$	$-2(\mathbf{y} - \hat{\mathbf{y}}) \quad (\mathbf{y}, \hat{\mathbf{y}} \in \mathbb{R}^m)$

### 3.1 GRADIENT OF A ONE-LAYER NETWORK

Now we address calculating  $\mathbf{J}_{\theta} \mathbf{z}^{[L]}(\theta)$ . To calculate it, we would start with a single layer neural network that is used for a three-class classification with inputs including four features, as shown in Fig. 4.



**Figure 4:** 3-class classifier with 4 features and a single layer.

Since we have only one layer we can drop superscripts in  $\mathbf{z}^{[L]}$  and  $\mathbf{f}^{[L]}$ , i.e.,  $\mathbf{J}_{\theta} \mathbf{z}(\theta) := \mathbf{J}_{\theta} \mathbf{z}^{[L]}(\theta)$ . To calculate  $\mathbf{J}_{\theta} \mathbf{z}(\theta)$ , it is important to note that  $\theta$  is a vector that includes all the parameters in  $\mathbf{W}$  and  $\mathbf{b}$ . To create  $\theta$  from  $\mathbf{W}$  and  $\mathbf{b}$ , the process of vectorization is used, which means converting the matrix  $\mathbf{W}$  into a vector. This is done by stacking each column of  $\mathbf{W}$  on top of each other, with the first column on the top. Then one can write the following:

$$\begin{aligned}
 \mathbf{J}_{\theta} \mathbf{z}(\theta) &= \mathbf{J}_{\mathbf{W}, \mathbf{b}} \left( (\mathbf{W})^{\top} \mathbf{x} + \mathbf{b} \right) \\
 &= \mathbf{J}_{\mathbf{W}, \mathbf{b}} \left( \begin{bmatrix} (\mathbf{W}_{\bullet 1})^{\top} + b_1 \\ (\mathbf{W}_{\bullet 2})^{\top} + b_2 \\ (\mathbf{W}_{\bullet 3})^{\top} + b_3 \end{bmatrix} \right) \\
 &= \begin{bmatrix} \mathbf{x}^{\top} & 0 & 0 & 1 & 0 & 0 \\ 0 & \mathbf{x}^{\top} & 0 & 0 & 1 & 0 \\ 0 & 0 & \mathbf{x}^{\top} & 0 & 0 & 1 \end{bmatrix} \\
 &= \begin{bmatrix} \mathbf{x}^{\top} & 0 & 0 \\ 0 & \mathbf{x}^{\top} & 0 \\ 0 & 0 & \mathbf{x}^{\top} \end{bmatrix} \mathbf{I}_{3 \times 3} \in \mathbb{R}^{3 \times 15}
 \end{aligned}$$

Therefore the gradient of the loss function is calculated as the follows

$$\begin{aligned}
 \nabla_{\theta} \ell(\mathbf{y}, \hat{\mathbf{y}}(\theta)) &= (\mathbf{J}_{\theta} \mathbf{z}(\theta))^{\top} \nabla_{\mathbf{z}} \ell(\mathbf{y}, \mathbf{f}(\mathbf{z})) \\
 &= - \begin{bmatrix} \mathbf{x} & 0 & 0 \\ 0 & \mathbf{x} & 0 \\ 0 & 0 & \mathbf{x} \end{bmatrix} (\mathbf{y} - \hat{\mathbf{y}})
 \end{aligned}$$

where the value for  $\nabla_{\mathbf{z}} \ell(\mathbf{y}, \mathbf{f}(\mathbf{z}))$  is obtained from Tab. 1. The above is similar to one-layer networks in Tab. 2 whose weights form a vector not a matrix.

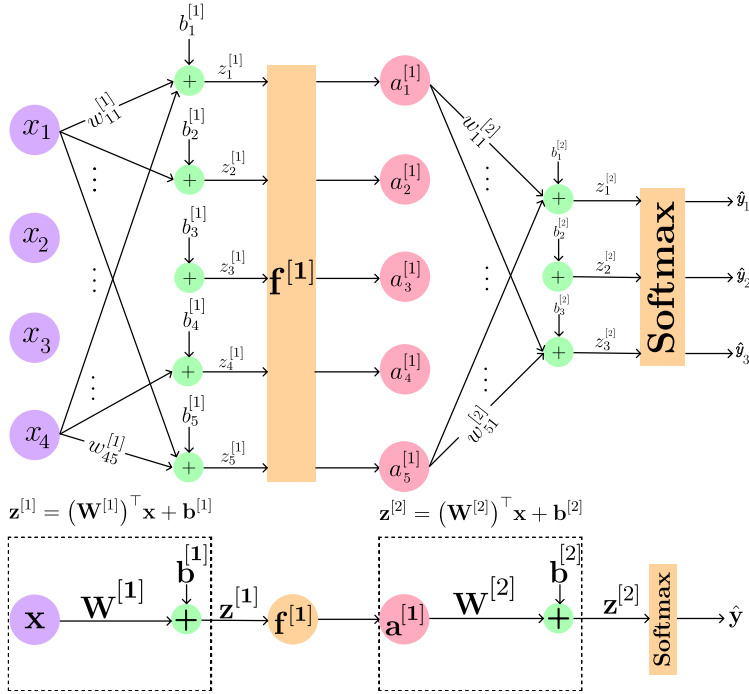
Although a one-layer network provides valuable understanding of the relationship between the Jacobian and the gradient of the loss with respect to  $\mathbf{z}$ , it is not practical in terms of performance. To improve performance, adding more layers is recommended. For instance, research by Damadi et al. found that a single-layer network achieved X% test accuracy when solving a classification problem on the IRIS dataset, however, by adding another layer, the test accuracy improved to Y%. As a result, the following subsection will demonstrate the calculation of the gradient of a two-layer network.

**Table 2:** Famous problems represented as simple neural networks.

	Simple Linear Regression	Simple Binary Classifier	Multiple Linear Regression	Logistic Regression
Architecture				
Input	$x \in \mathbb{R}$	$\mathbf{x} = \begin{bmatrix} x_1 \\ x_2 \end{bmatrix} \in \mathbb{R}^2$	$\mathbf{x} = \begin{bmatrix} x_1 \\ x_2 \\ \vdots \\ x_{n-1} \\ x_n \end{bmatrix} \in \mathbb{R}^n$	$\mathbf{x} = \begin{bmatrix} x_1 \\ x_2 \\ \vdots \\ x_{n-1} \\ x_n \end{bmatrix} \in \mathbb{R}^n$
Parameters	$\theta = \begin{bmatrix} w \\ b \end{bmatrix} \in \mathbb{R}^2$	$\theta = \begin{bmatrix} w_1 \\ w_2 \\ b \end{bmatrix} \in \mathbb{R}^3$	$\theta = \begin{bmatrix} w_1 \\ \vdots \\ w_n \\ b \end{bmatrix} \in \mathbb{R}^{n+1}$	$\theta = \begin{bmatrix} w_1 \\ \vdots \\ w_n \\ b \end{bmatrix} \in \mathbb{R}^{n+1}$
Predictions	$\hat{y} = wx + b$	$\hat{y} = \sigma(\theta^\top \mathbf{x})$	$\hat{y} = \mathbf{w}^\top \mathbf{x} + b$	$\hat{y} = \sigma(\theta^\top \mathbf{x})$
Loss	$\ell = (y - \hat{y})^2$	$\ell = -y \log(\hat{y}) - (1 - y) \log(1 - \hat{y})$	$\ell = (y - \hat{y})^2$	$\ell = -y \log(\hat{y}) - (1 - y) \log(1 - \hat{y})$
Gradient	$\nabla \ell_{\theta}(y, \hat{y}) = 2 \begin{bmatrix} x \\ 1 \end{bmatrix} (y - \hat{y})$	$\nabla \ell_{\theta}(y, \hat{y}) = - \begin{bmatrix} x \\ 1 \end{bmatrix} (y - \sigma(\theta^\top \mathbf{x}))$	$\nabla \ell_{\theta}(y, \hat{y}) = 2 \begin{bmatrix} x \\ 1 \end{bmatrix} (y - \hat{y})$	$\nabla \ell_{\theta}(y, \hat{y}) = - \begin{bmatrix} x \\ 1 \end{bmatrix} (y - \sigma(\theta^\top \mathbf{x}))$

### 3.2 GRADIENT OF A TWO-LAYER NETWORK

Studying a two-layer network can not only improve accuracy but also aid in developing a method for calculating the gradient of any deep neural network (DNN) with multiple layers. To demonstrate this, a two-layer network will be considered, as shown in Fig. 6 where block-wise model helps calculating the gradient of its loss.



**Figure 5:** Two-layer network

Similar to a one-layer network, one can write  $\nabla_{\mathbf{z}^{[2]}} \ell(\mathbf{y}, \mathbf{f}^{[2]}(\mathbf{z}^{[2]})) = -(\mathbf{y} - \hat{\mathbf{y}})$  from Tab. 1. To calculate  $\mathbf{J}_{\theta \mathbf{z}^{[2]}}(\theta)$ , observe that it can be separated into parameters of second and first layer and one

can write the following:

$$\mathbf{J}_{\theta} \mathbf{z}^{[2]}(\theta) = \begin{bmatrix} \mathbf{J}_{\mathbf{W}^{[2], \mathbf{b}^{[2]}}(\mathbf{z}^{[2]}(\theta)) & \mathbf{J}_{\mathbf{W}^{[1], \mathbf{b}^{[1]}}(\mathbf{z}^{[2]}(\theta)) \end{bmatrix} .$$

Calculating the first term is straight forward because one can write the following:

$$\begin{aligned} \mathbf{J}_{\mathbf{W}^{[2], \mathbf{b}^{[2]}}(\mathbf{z}^{[2]}(\theta)) &= \mathbf{J}_{\mathbf{W}^{[2], \mathbf{b}^{[2]}}\left(\left(\mathbf{W}^{[2]}\right)^{\top} \mathbf{a}^{[1]} + \mathbf{b}^{[2]}\right) \\ &= \begin{bmatrix} \left(\mathbf{a}^{[1]}\right)^{\top} & 0 & 0 \\ 0 & \left(\mathbf{a}^{[1]}\right)^{\top} & 0 \\ 0 & 0 & \left(\mathbf{a}^{[1]}\right)^{\top} \end{bmatrix} \mathbf{I}_{3 \times 3} \in \mathbb{R}^{3 \times 18} \end{aligned}$$

where  $\mathbf{a}^{[1]} \in \mathbb{R}^5$  because  $\mathbf{W}^{[2]} \in \mathbb{R}^{5 \times 3}$ . To calculate the second term one should use the chain rule as follows:

$$\begin{aligned} \mathbf{J}_{\mathbf{W}^{[1], \mathbf{b}^{[1]}}(\mathbf{z}^{[2]}(\theta)) &= \mathbf{J}_{\mathbf{W}^{[1], \mathbf{b}^{[1]}}\left(\left(\mathbf{W}^{[2]}\right)^{\top} \mathbf{a}^{[1]} + \mathbf{b}^{[2]}\right) \\ &= \left(\mathbf{W}^{[2]}\right)^{\top} \mathbf{J}_{\mathbf{W}^{[1], \mathbf{b}^{[1]}}\left(\mathbf{a}^{[1]}\right) \\ &= \left(\mathbf{W}^{[2]}\right)^{\top} \mathbf{J}_{\mathbf{W}^{[1], \mathbf{b}^{[1]}}\left(\mathbf{f}^{[1]}(\mathbf{z}^{[1]})\right) \\ &= \left(\mathbf{W}^{[2]}\right)^{\top} \mathbf{J}_{\mathbf{W}^{[1], \mathbf{b}^{[1]}}\left(\mathbf{f}^{[1]}(\mathbf{z}^{[1]})\right) \end{aligned}$$

The last equality is where one needs to use the chain rule as we do:

$$\begin{aligned} \mathbf{J}_{\mathbf{W}^{[1], \mathbf{b}^{[1]}}(\mathbf{z}^{[2]}(\theta)) &= \left(\mathbf{W}^{[2]}\right)^{\top} \mathbf{J}_{\mathbf{z}^{[1]}}\left(\mathbf{f}^{[1]}(\mathbf{z}^{[1]})\right) \mathbf{J}_{\mathbf{W}^{[1], \mathbf{b}^{[1]}}\left(\left(\mathbf{W}^{[1]}\right)^{\top} \mathbf{x} + \mathbf{b}^{[1]}\right) \\ &= \left(\mathbf{W}^{[2]}\right)^{\top} \mathbf{J}_{\mathbf{z}^{[1]}}\left(\mathbf{f}^{[1]}(\mathbf{z}^{[1]})\right) \begin{bmatrix} \left(\mathbf{x}\right)^{\top} & 0 & 0 & 0 & 0 \\ 0 & \left(\mathbf{x}\right)^{\top} & 0 & 0 & 0 \\ 0 & 0 & \left(\mathbf{x}\right)^{\top} & 0 & 0 \\ 0 & 0 & 0 & \left(\mathbf{x}\right)^{\top} & 0 \\ 0 & 0 & 0 & 0 & \left(\mathbf{x}\right)^{\top} \end{bmatrix} \mathbf{I}_{5 \times 5} \in \mathbb{R}^{3 \times 25} \end{aligned}$$

As a result, the gradient would be the following:

$$\begin{aligned} \nabla_{\theta} \ell(\mathbf{y}, \hat{\mathbf{y}}(\theta)) &= \left(\mathbf{J}_{\theta} \mathbf{z}^{[2]}(\theta)\right)^{\top} \nabla_{\mathbf{z}^{[3]}} \ell(\mathbf{y}, \mathbf{f}(\mathbf{z}^{[2]})) \\ &= - \begin{bmatrix} \begin{bmatrix} \mathbf{x} & 0 & 0 & 0 & 0 \\ 0 & \mathbf{x} & 0 & 0 & 0 \\ 0 & 0 & \mathbf{x} & 0 & 0 \\ 0 & 0 & 0 & \mathbf{x} & 0 \\ 0 & 0 & 0 & 0 & \mathbf{x} \end{bmatrix} \mathbf{I}_{5 \times 5} & \left(\mathbf{J}_{\mathbf{z}^{[1]}}\left(\mathbf{f}^{[1]}(\mathbf{z}^{[1]})\right)\right)^{\top} \mathbf{W}^{[2]} \\ & \begin{bmatrix} \mathbf{a}^{[1]} & 0 & 0 \\ 0 & \mathbf{a}^{[1]} & 0 \\ 0 & 0 & \mathbf{a}^{[1]} \end{bmatrix} \mathbf{I}_{3 \times 3} \end{bmatrix} (\mathbf{y} - \hat{\mathbf{y}}) \end{aligned}$$

In the following subsection, we will calculate the gradient of a three-layer network to show how the gradient of two-layer network can be extended to however finitely many layers.

### 3.3 GRADIENT OF A THREE-LAYER NETWORK

In this subsection, we calculate the gradient of a loss function of LeNet-100-300. This network is an architecture with 100 units in the first fully connected layer and 300 units in the second fully connected layer LeCun et al. (1998). This architecture is used for image classification task where images are  $28 \times 28$  matrices (784 elements) each one represent a digit from 0 to 1; therefore, it outputs a vector in  $\mathbb{R}^{10}$ . The input to the LeNet-100-300 are vectorized matrices of images, i.e.,  $\mathbf{x} \in \mathbb{R}^{784}$ .

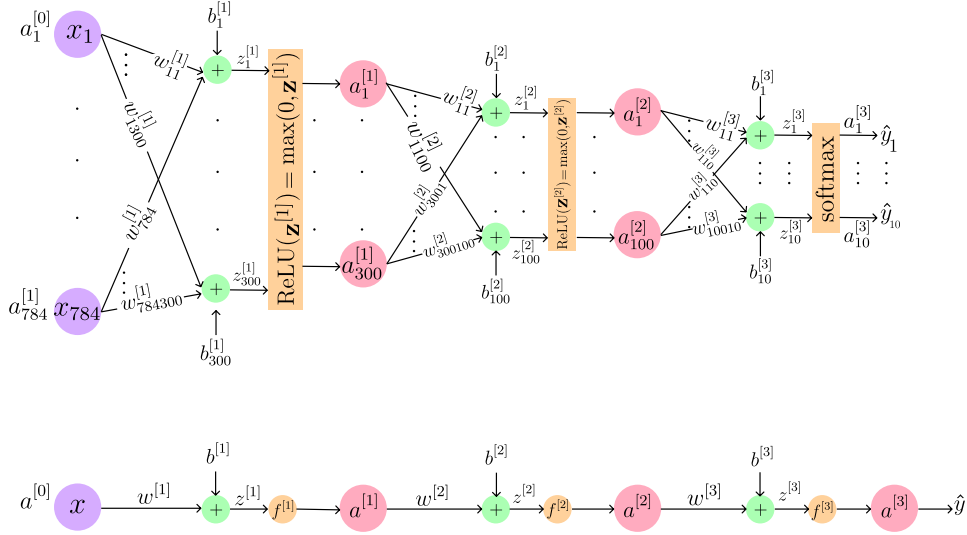


Figure 6: LeNet-100-300

Similar to a one- and two-layer networks  $\nabla_{\mathbf{z}^{[3]}} \ell(\mathbf{y}, \mathbf{f}^{[3]}(\mathbf{z}^{[3]})) = -(\mathbf{y} - \hat{\mathbf{y}}) \in \mathbb{R}^{10}$  from Tab. 1. To calculate  $\mathbf{J}_{\theta} \mathbf{z}^{[3]}(\theta)$ , three Jacobian are needed to separate out the parameters of the layers as the following:

$$\mathbf{J}_{\theta} \mathbf{z}^{[3]}(\theta) = \begin{bmatrix} \mathbf{J}_{\mathbf{W}^{[3], \mathbf{b}^{[3]}}(\mathbf{z}^{[3]}(\theta)) & \mathbf{J}_{\mathbf{W}^{[2], \mathbf{b}^{[2]}}(\mathbf{z}^{[3]}(\theta)) & \mathbf{J}_{\mathbf{W}^{[1], \mathbf{b}^{[1]}}(\mathbf{z}^{[3]}(\theta)) \end{bmatrix} .$$

Following the similar steps as we took for the two-layer network, we can write the gradient as the following:

$$\begin{aligned} \nabla_{\theta} \ell(\mathbf{y}, \hat{\mathbf{y}}(\theta)) &= (\mathbf{J}_{\theta} \mathbf{z}^{[3]}(\theta))^{\top} \nabla_{\mathbf{z}^{[3]}} \ell(\mathbf{y}, \mathbf{f}(\mathbf{z}^{[3]})) \\ &= - \begin{bmatrix} \begin{bmatrix} \mathbf{x} & 0 & 0 \\ 0 & \ddots & 0 \\ 0 & 0 & \mathbf{x} \end{bmatrix} \left( \mathbf{J}_{\mathbf{z}^{[1]}}(\mathbf{f}^{[1]}(\mathbf{z}^{[1]})) \right)^{\top} \mathbf{W}^{[2]} \left( \mathbf{J}_{\mathbf{z}^{[2]}}(\mathbf{f}^{[2]}(\mathbf{z}^{[2]})) \right)^{\top} \mathbf{W}^{[3]} \\ \mathbf{I}_{300 \times 300} \begin{bmatrix} \mathbf{a}^{[2]} & 0 & 0 \\ 0 & \ddots & 0 \\ 0 & 0 & \mathbf{a}^{[2]} \end{bmatrix} \left( \mathbf{J}_{\mathbf{z}^{[2]}}(\mathbf{f}^{[2]}(\mathbf{z}^{[2]})) \right)^{\top} \mathbf{W}^{[3]} \\ \mathbf{I}_{100 \times 100} \begin{bmatrix} \mathbf{a}^{[3]} & 0 & 0 \\ 0 & \ddots & 0 \\ 0 & 0 & \mathbf{a}^{[3]} \end{bmatrix} \left( \mathbf{J}_{\mathbf{z}^{[3]}}(\mathbf{f}^{[3]}(\mathbf{z}^{[3]})) \right)^{\top} \mathbf{W}^{[3]} \\ \mathbf{I}_{10 \times 10} \end{bmatrix} (\mathbf{y} - \hat{\mathbf{y}}) . \end{aligned}$$

The above gradient is consistent with Alg. 1.

### 3.4 JACOBIAN OF ACTIVATION FUNCTIONS

In this subsection we elaborate on  $\mathbf{J}_{\mathbf{z}^{[l]}}(\mathbf{f}^{[l]}(\mathbf{z}^{[l]}))$  where  $\mathbf{f}^{[l]}$  is the  $l$ -th activation layer whose corresponding input is  $\mathbf{z}^{[l]}$  for  $l = 1, \dots, L - 1$ . As opposed to the last activation function involving a softmax, the vector of  $\mathbf{f}^{[l]}(\mathbf{z}^{[l]})$  is usually obtained by applying a same univariate function  $f$  on each element of  $\mathbf{z}^{[l]}$ . The most common activation function used in DNNs is the Rectified Linear Unit (ReLU) function, i.e.,  $f(x) = \max(0, x)$ . Algebraically,  $\mathbf{f}(\mathbf{z}) = [f(z_1) \ \dots \ f(z_d)]^{\top}$  where  $f$  is



the univariate function which is the same for all elements of  $\mathbf{z}$ ,  $d$  is the output size of the layer, and we have dropped superscripts for the sake of readability. This special structure results in a diagonal matrix, i.e.,

$$\mathbf{J}_{\mathbf{z}}(\mathbf{f}(\mathbf{z})) = \text{diag}\left(f'(z_1), \dots, f'(z_d)\right)$$

where  $f'$  is the derivative of a univariate function. This For the special case of the ReLU function  $\mathbf{J}_{\mathbf{z}}(\mathbf{f}(\mathbf{z}))$  is a diagonal matrix of zeros and ones which are associated to the negative and positive elements of  $\mathbf{z}$ . Multiplying such a matrix from the left to any matrix  $\mathbf{W}$  results in removing the rows of  $\mathbf{W}$  associated to zero elements in  $\mathbf{J}_{\mathbf{z}}(\mathbf{f}(\mathbf{z}))$  which greatly decreases the computation.

### 3.5 CONVOLUTION AS MATRIX MULTIPLICATION

A 2-D convolution operation is a mathematical operation that is used to extract features or patterns from a 2-dimensional input (matrix), such as an image. It works by applying a filter or kernel, which is also a matrix, to the input image LeCun et al. (1998). The filter is moved across the image, performing element-wise multiplications with the overlapping regions of the image and filter, and then summing the results. This process is repeated for every position of the filter on the image, resulting in a new matrix output, known as a feature map. Fig. ?? shows the process of a convolution operation where the  $3 \times 3$  and  $2 \times 2$  matrices represent the input and the filter respectively. As Fig. ?? illustrates the filter slides over the input image, one pixel at a time, and performs element-wise multiplications with the overlapping region of the image. The result of these multiplications is then summed, and the sum is stored in the corresponding location of the output feature map.

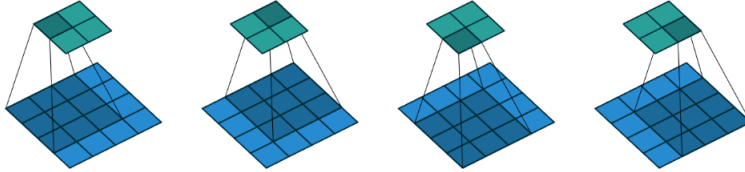


Figure 7: An illustration of convolution

The size of the filter and the stride (the number of pixels the filter is moved each time) determine the size of the output feature map. Additionally, the filter can be applied multiple times with different filter parameters, to extract different features from the same input image.

**Proposition 2.** *The convolution operation between two matrices,  $\mathbf{X}$  and  $\mathbf{K}$ , can be represented as a matrix multiplication. Specifically, it can be represented as the product of a Toeplitz matrix (or diagonal-constant matrix) of  $\mathbf{K}$  and the vector obtained from stacking the columns of the transpose of  $\mathbf{X}$  in the order of the first one on top. Mathematically, this can be represented as:*

$$\mathbf{X} * \mathbf{K} = \text{Teop}(\mathbf{K}) \text{Vec}(\mathbf{X}^\top)$$

where  $\mathbf{X} \in \mathbb{R}^{m_X \times n_X}$  and  $\mathbf{K} \in \mathbb{R}^{m_K \times n_K}$  and  $m_X, n_X, m_K, n_K \in \mathbb{N}$ .

**Remark 1.** *The above representation allows for the convolution operation to be computed efficiently using matrix multiplication, which can be parallelized and accelerated on a GPU.*

To clarify the above proposition, consider  $\mathbf{X} \in \mathbb{R}^{3 \times 3}$  and  $\mathbf{K} \in \mathbb{R}^{2 \times 2}$  as the input and filter respectively. Then, one can verify the proposition by writing the following:

$$\mathbf{X} * \mathbf{K} = \begin{bmatrix} k_1 & k_2 & 0 & k_3 & k_4 & 0 & 0 & 0 & 0 \\ 0 & k_1 & k_2 & 0 & k_3 & k_4 & 0 & 0 & 0 \\ 0 & 0 & k_1 & k_2 & 0 & k_3 & k_4 & 0 & 0 \\ 0 & 0 & 0 & k_1 & k_2 & 0 & k_3 & k_4 & 0 \end{bmatrix} \begin{bmatrix} x_1 \\ x_2 \\ x_3 \\ x_4 \\ x_5 \\ x_6 \\ x_7 \\ x_8 \\ x_9 \end{bmatrix}$$

---

**Proposition 3.** For an input  $\mathbf{X}$  to a convolutional layer that has  $r$  number of filters, each calculation  $\mathbf{X} * \mathbf{K}_i + \mathbf{B}_i$  is equivalent to  $(\mathbf{W}_i)^\top \mathbf{x} + \mathbf{b}_i$  where  $\mathbf{K}_i$  is the matrix of the  $i$ -th filter,  $\mathbf{B}_i$  is the matrix of associated bias for each filter,  $\mathbf{W}_i = \left(\text{Teop}(\mathbf{K}_i)\right)^\top$ , and  $\mathbf{b}_i = \text{Vec}(\mathbf{B}_i)$  for  $i = 1, \dots, r$ .

According to the above proposition, we can convert a convolutional neural network to a typical one and find its gradient.

## 4 CONCLUSION

In this paper, we showed how to use the Jacobian operator to calculate gradients in DNNs, making the calculation process simpler. We presented an algorithm that expresses the BP algorithm using matrix multiplications of Jacobian matrices and applied it to calculate gradients of loss functions for single, double and three-layer networks. These calculations provided insights into gradients of loss functions for DNNs, for example, the gradient of a single-layer network can serve as a model for the last layer of any DNN. The results were also extended to more complex architectures like LeNet-100-300, and convolutional neural network layers were shown to be convertible to linear layers for the calculation of their gradients. Our results can help works on compression of DNNs where the full gradient is used Damadi et al. (2022). It may help sparse optimization in both deterministic and stochastic areas where the Iterative Hard Thresholding (IHT) algorithm utilizes the full gradient for a sparse solution Damadi & Shen (2022b) and the mini-batch Stochastic IHT algorithm is used Damadi & Shen (2022a) in stochastic setting. As next steps, we intend to study the calculation of gradients for loss functions in various types of neural networks such as residual, recurrent, Long Short-Term Memory (LSTM), and Transformer networks. Additionally, we will also explore the Jacobian of batch normalization to further our understanding of the method.

---

## REFERENCES

- Martín Abadi, Paul Barham, Jianmin Chen, Zhifeng Chen, Andy Davis, Jeffrey Dean, Matthieu Devin, Sanjay Ghemawat, Geoffrey Irving, Michael Isard, et al. {TensorFlow}: a system for {Large-Scale} machine learning. In *12th USENIX symposium on operating systems design and implementation (OSDI 16)*, pp. 265–283, 2016.
- Tom Brown, Benjamin Mann, Nick Ryder, Melanie Subbiah, Jared D Kaplan, Prafulla Dhariwal, Arvind Neelakantan, Pranav Shyam, Girish Sastry, Amanda Askell, et al. Language models are few-shot learners. *Advances in neural information processing systems*, 33:1877–1901, 2020.
- Saeed Damadi and Jinglai Shen. Convergence of the mini-batch siht algorithm. *arXiv preprint arXiv:2209.14536*, 2022a.
- Saeed Damadi and Jinglai Shen. Gradient properties of hard thresholding operator. *arXiv preprint arXiv:2209.08247*, 2022b.
- Saeed Damadi, Erfan Nouri, and Hamed Pirsiavash. Amenable sparse network investigator. *arXiv preprint arXiv:2202.09284*, 2022.
- Jacob Devlin, Ming-Wei Chang, Kenton Lee, and Kristina Toutanova. Bert: Pre-training of deep bidirectional transformers for language understanding. *arXiv preprint arXiv:1810.04805*, 2018.
- Kaiming He, Xiangyu Zhang, Shaoqing Ren, and Jian Sun. Deep residual learning for image recognition. In *Proceedings of the IEEE conference on computer vision and pattern recognition*, pp. 770–778, 2016.
- Gao Huang, Zhuang Liu, Laurens Van Der Maaten, and Kilian Q Weinberger. Densely connected convolutional networks. In *Proceedings of the IEEE conference on computer vision and pattern recognition*, pp. 4700–4708, 2017.
- Yann LeCun, Léon Bottou, Yoshua Bengio, and Patrick Haffner. Gradient-based learning applied to document recognition. *Proceedings of the IEEE*, 86(11):2278–2324, 1998.
- Adam Paszke, Sam Gross, Francisco Massa, Adam Lerer, James Bradbury, Gregory Chanan, Trevor Killeen, Zeming Lin, Natalia Gimelshein, Luca Antiga, et al. Pytorch: An imperative style, high-performance deep learning library. *arXiv preprint arXiv:1912.01703*, 2019.
- Colin Raffel, Noam Shazeer, Adam Roberts, Katherine Lee, Sharan Narang, Michael Matena, Yanqi Zhou, Wei Li, Peter J Liu, et al. Exploring the limits of transfer learning with a unified text-to-text transformer. *J. Mach. Learn. Res.*, 21(140):1–67, 2020.
- Joseph Redmon, Santosh Divvala, Ross Girshick, and Ali Farhadi. You only look once: Unified, real-time object detection. In *Proceedings of the IEEE conference on computer vision and pattern recognition*, pp. 779–788, 2016.
- Herbert Robbins and Sutton Monro. A stochastic approximation method. *The annals of mathematical statistics*, pp. 400–407, 1951.
- Olaf Ronneberger, Philipp Fischer, and Thomas Brox. U-net: Convolutional networks for biomedical image segmentation. In *International Conference on Medical image computing and computer-assisted intervention*, pp. 234–241. Springer, 2015.
- David E Rumelhart, Geoffrey E Hinton, and Ronald J Williams. Learning representations by back-propagating errors. *nature*, 323(6088):533–536, 1986.
- Christian Szegedy, Wei Liu, Yangqing Jia, Pierre Sermanet, Scott Reed, Dragomir Anguelov, Dumitru Erhan, Vincent Vanhoucke, and Andrew Rabinovich. Going deeper with convolutions. In *Proceedings of the IEEE conference on computer vision and pattern recognition*, pp. 1–9, 2015.
- Mingxing Tan and Quoc Le. Efficientnet: Rethinking model scaling for convolutional neural networks. In *International conference on machine learning*, pp. 6105–6114. PMLR, 2019.